



Product Spec.

Customer Name	Tymphany		
Project Name	A9		
Customer P/N			
TE P/N	2195614-8		
Description	WLAN (Free Space)		
DWG. Version		Doc. Version	A
Green Part			

ME engineer	RD engineer	RD Supervisor	RD Manager
<i>Allen Lu</i>	<i>Raymond Wang</i>		

Customer engineer Approval



[Index](#)

- 1. Outline Drawing**
- 2. Antenna Photo**
- 3. Antenna Related Data**
- 4. Antenna Testing Conditions**
- 5. Test Result**

2. Antenna Photo





3. Antenna Related Data.

Frequency Range:

WLAN : 2400~2500MHz & 5150 ~ 5875MHz

Cable Color:

WLAN : Black

Cable Type :

WLAN : Φ 1.13mm

VSWR:

2400~2500MHz \leq 5.5

5150~5875MHz \leq 2.5

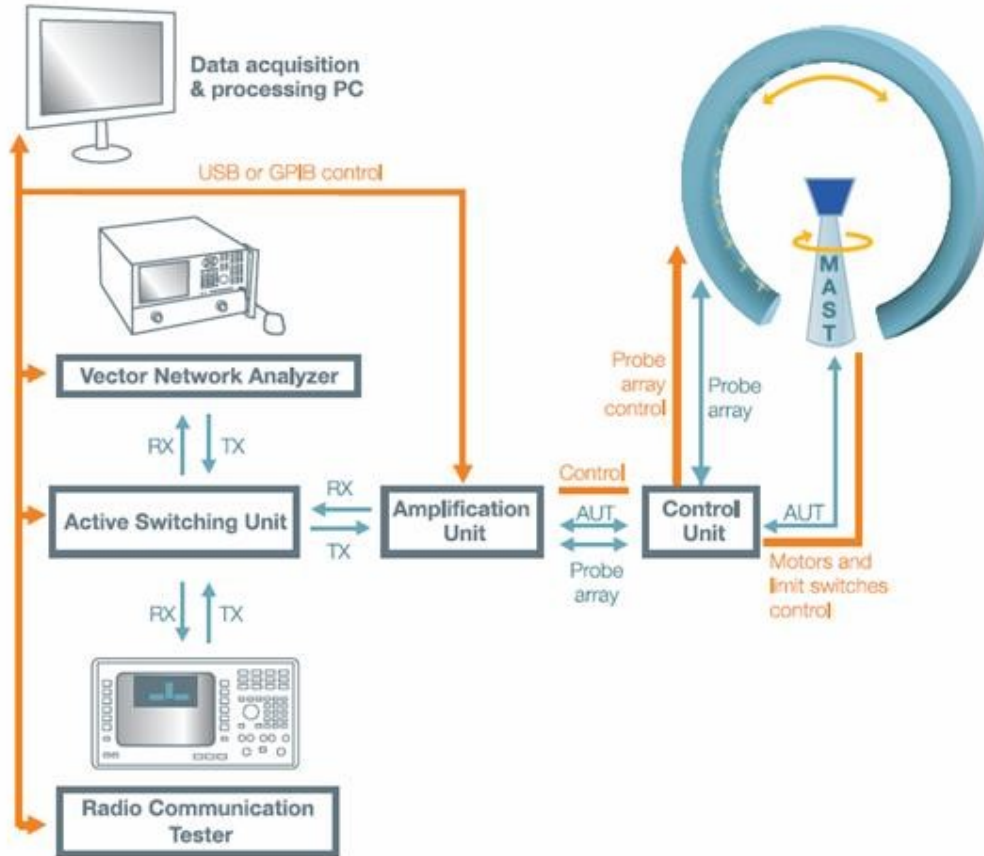
Average Gain :

\geq -8.5 dBi @ 2400~2500MHz

\geq -5.0 dBi @ 5150~5875MHz

4. Antenna Testing Conditions

Test Configuration(3D):



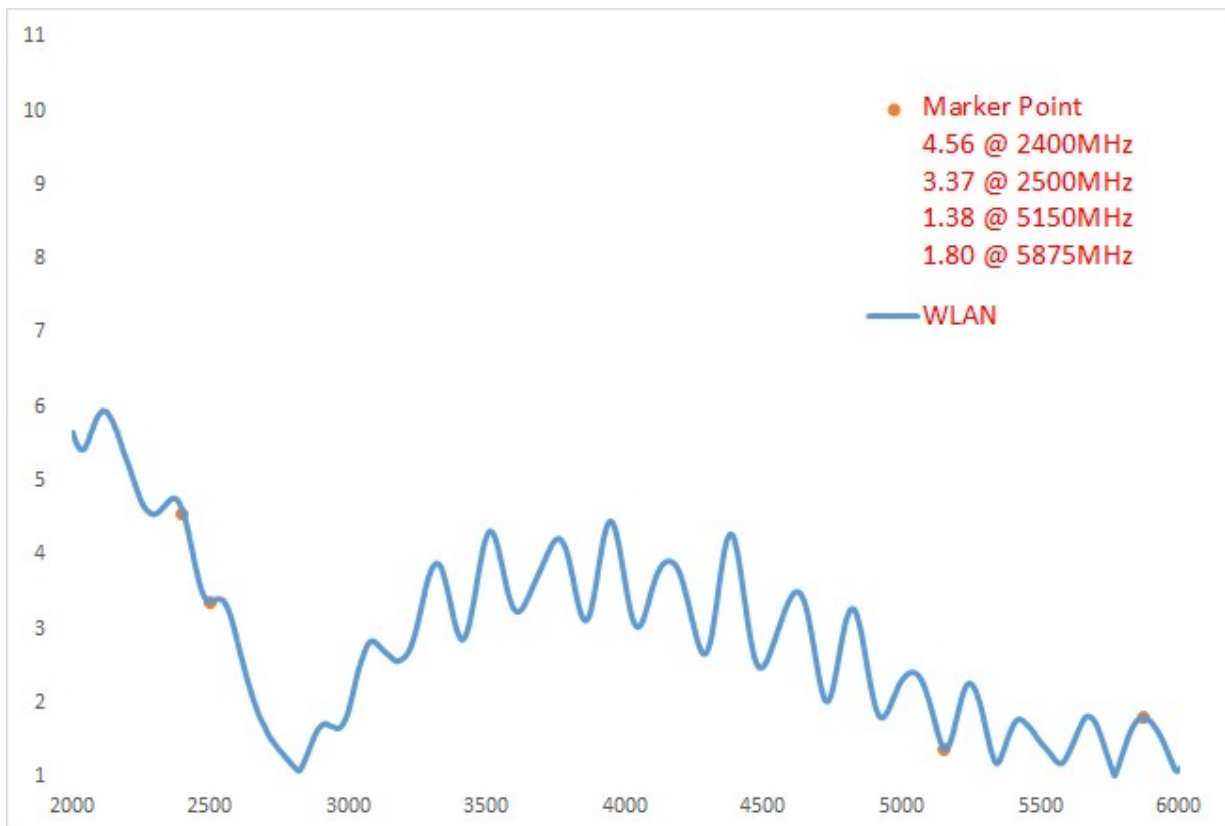
(Testing by 3D anechoic chamber)

5. Test Result.

5.1 VSWR

WLAN

Frequency (MHz)	2400	2500	5150	5875
WLAN	4.56	3.37	1.38	1.80



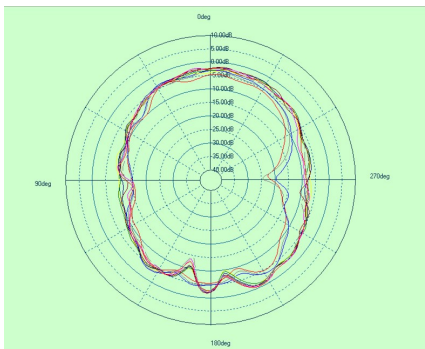
5.2 Gain value (Testing by 3D anechoic chamber)

WLAN

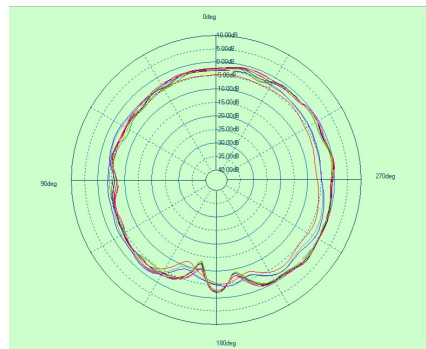
Antenna	WLAN	
Frequency (MHz)	Gain (dBi)	Efficiency (%)
2400	-7.07	19.6%
2450	-5.82	26.2%
2500	-5.36	29.1%
5150	-3.97	40.1%
5250	-3.94	40.4%
5350	-3.62	43.4%
5470	-3.77	42.0%
5725	-3.74	42.2%
5785	-3.83	41.4%
5875	-4.16	38.3%

5.3 Gain Pattern (Testing by 3D anechoic chamber)

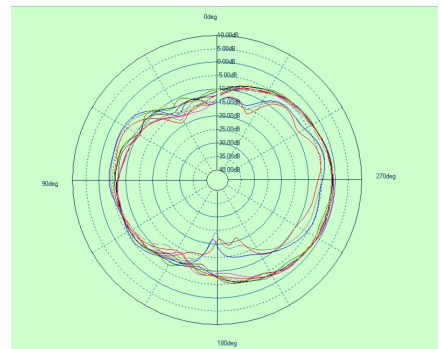
WLAN



Phi 0



Phi 90



Theta90