

SAR Test Setup Photographs

- Extremity SAR Test Photo

■ Test Setup Photo (Liquid depth)




Note: The liquid depth is maintained at a minimum depth of 15 cm to minimize reflections from the upper surface.


■ Test Setup Photo (Extremity SAR Test Photo)





■ Test Setup Photo (Top)




■ Test Setup Photo (Bottom)




■ Test Setup Photo (Front)



■ Test Setup Photo (Rear)



■ Test Setup Photo (Right)



■ Test Setup Photo (Left)

