

The following photos show the test setup for spurious emissions of the co-located transmitter FCC ID 2AJW602 with the AURA™ Monitor Antenna 13.56MHz wireless power transmitter.




Figure 1 – Test Setup for Radiated Emissions below 1GHz – Front




Figure 2 - Test Setup for Radiated Emissions below 1GHz – Rear




Figure 3 - Test Setup for Radiated Emissions above 1GHz – Front







Figure 4 - Test Setup for Radiated Emissions above 1GHz – Rear



Upward



Downward



Sideward

Figure 5 - Three orientations of the EUT referenced in the Spurious Emissions Test Report