

Photo Report on

Oshkosh NGDV SCM2

FCC ID: 2AJW5-SCM2

Report Reference: MDE_CONTI_2308_FCC_Photo_Setups

Test Laboratory:

7layers GmbH
Borsigstrasse 11
40880 Ratingen
Germany



Deutsche
Akkreditierungsstelle
D-PL-12140-01-01
D-PL-12140-01-02
D-PL-12140-01-03

Note:

The following test results relate only to the devices specified in this document. This report shall not be reproduced in parts without the written approval of the test laboratory.

7layers GmbH

Borsigstraße 11
40880 Ratingen, Germany
T +49 (0) 2102 749 0
F +49 (0) 2102 749 350

Geschäftsführer/
Managing Directors:
Sebastian Doose
Stefan Kischka
Bernhard Retka

Registergericht/registered:
Düsseldorf HRB 75554
USt-Id.-Nr./VAT-No. DE203159652
Steuer-Nr./TAX-No. 147/5869/0385

a Bureau Veritas
Group Company

www.7layers.com




Photo 1: Test setup for radiated measurements (semi-anechoic chamber 9 kHz – 30 MHz; FCC Part 15.247, ANSI C63.10)




Photo 2: Test setup for radiated measurements (semi-anechoic chamber 30 MHz – 1 GHz; FCC Part 15.247, ANSI C63.10)




Photo 3: Test setup for radiated measurements (semi-anechoic chamber 30 MHz – 1 GHz; unintentional radiator §15.109, ANSI C63.4)




Photo 4: Test setup for radiated measurements (semi-anechoic chamber 30 MHz – 1 GHz; unintentional radiator §15.109, ANSI C63.4)



Photo 5: Test setup for radiated measurements (semi-anechoic chamber above 1 GHz; unintentional radiator §15.109, ANSI C63.4)




Photo 6: Test setup for radiated measurements (1 – 26 GHz; Fully anechoic chamber FCC Parts 15.247, 22, 24 and 27; ANSI C63.10)



Photo 7: Test setup for radiated measurements, detailed view (1 – 26 GHz; Fully anechoic chamber, FCC Parts 15.247, 22, 24 and 27; ANSI C63.10)



Photo 8: Test setup for conducted measurements (FCC Part 15.247; ANSI C63.10)




Photo 9: Setup S01_AA01 for radiated measurements.



Photo 10: EUT F for conducted measurements.