


6. Photographs of the Test Set-Up


Photograph 1: Setup for Radio Spectrum testing




Photograph 2: Setup for Spurious emissions, Below 30MHz




Photograph 3: Setup for Spurious emissions, 30MHz-1GHz



Photograph 4: Setup for Spurious emissions, 1GHz-18GHz



Photograph 5: Setup for Spurious emissions, Above 18GHz



Photograph 6: Setup for Conducted emissions on AC Mains

