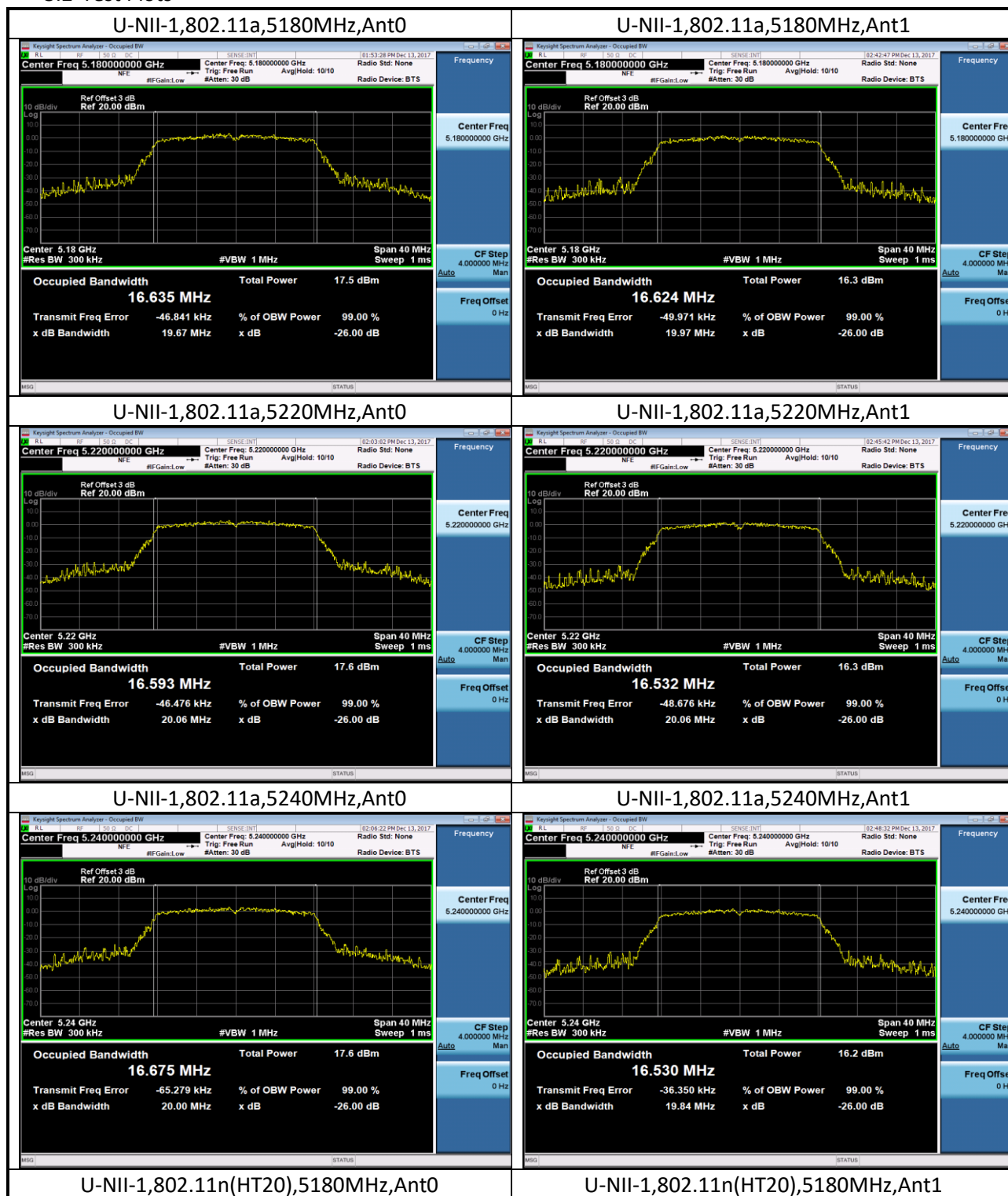
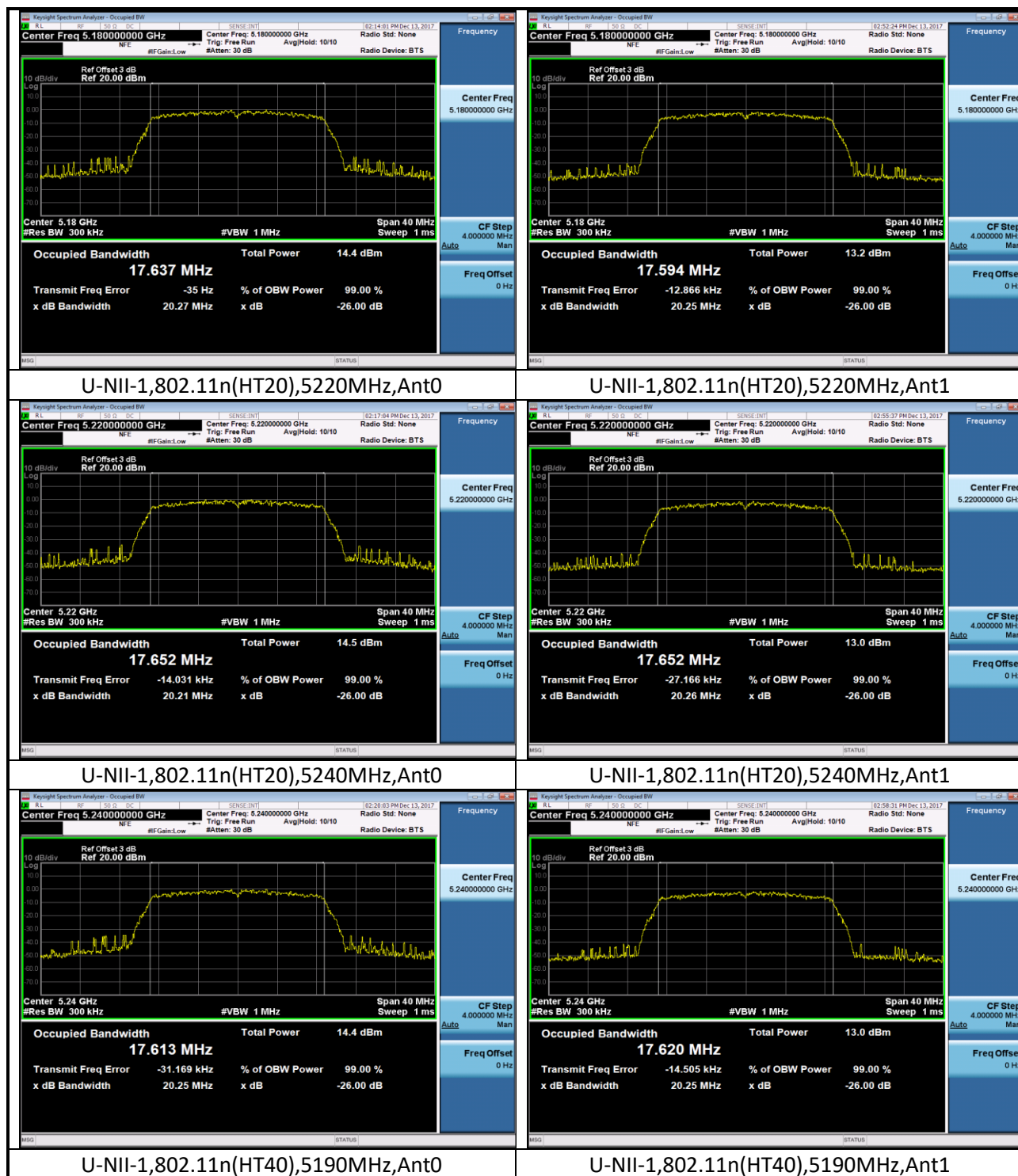
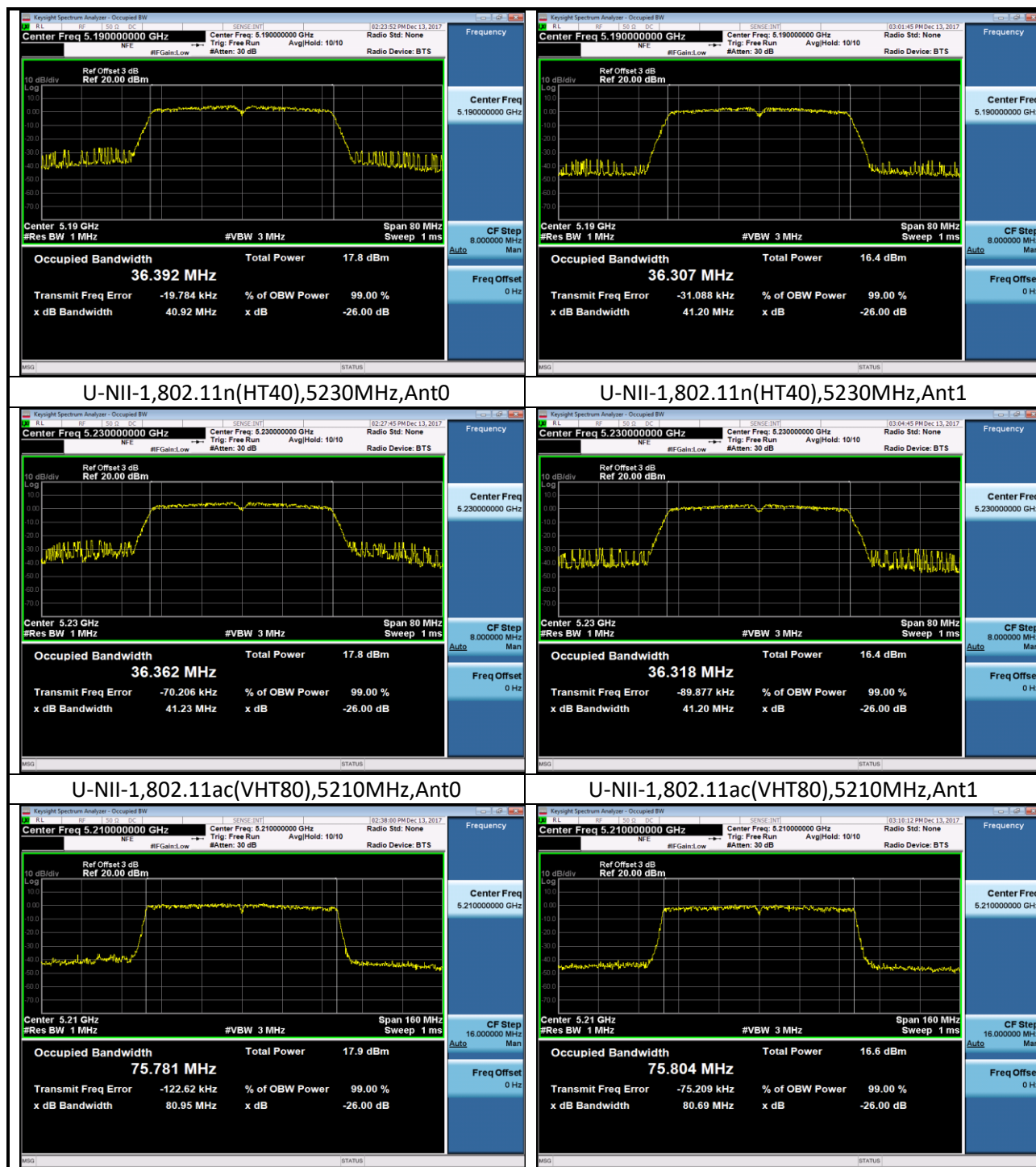


### 3.2 Test Plots







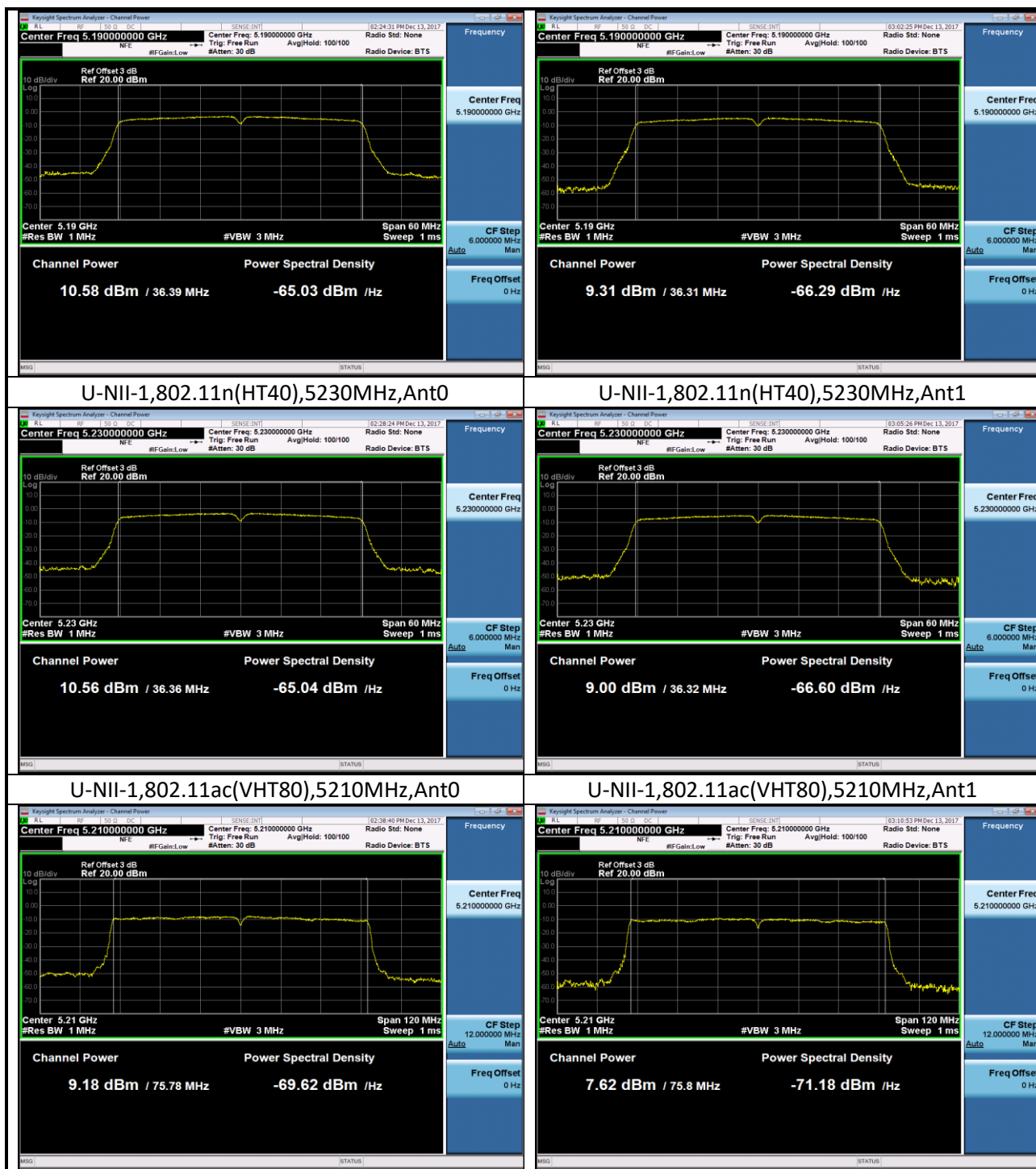
#### 4. Maximum conducted output power and e.i.r.p

##### 4.1 Test Data

U-NII-1 AVGSA Output Power							
Mode	Test Frequency(MHz)	Ant	Duty Cycle Factor (dB)	Power (dBm)	Total Power (dBm)	Limit (dBm)	Result
802.11a	5180	Ant0	0.11	13.71	13.71	24	Pass
802.11a	5180	Ant1	0.10	12.39	12.39	24	Pass
802.11a	5220	Ant0	0.11	13.72	13.72	24	Pass
802.11a	5220	Ant1	0.10	12.39	12.39	24	Pass
802.11a	5240	Ant0	0.11	13.80	13.80	24	Pass
802.11a	5240	Ant1	0.11	12.21	12.21	24	Pass
802.11n(HT20)	5180	Ant0	0.11	10.40	12.82	24	Pass
802.11n(HT20)	5180	Ant1	0.12	9.12			
802.11n(HT20)	5220	Ant0	0.12	10.48	12.79	24	Pass
802.11n(HT20)	5220	Ant1	0.12	8.94			
802.11n(HT20)	5240	Ant0	0.12	10.35	12.64	24	Pass
802.11n(HT20)	5240	Ant1	0.11	8.77			
802.11n(HT40)	5190	Ant0	0.22	10.80	13.22	24	Pass
802.11n(HT40)	5190	Ant1	0.22	9.53			
802.11n(HT40)	5230	Ant0	0.22	10.78	13.09	24	Pass
802.11n(HT40)	5230	Ant1	0.24	9.24			
802.11ac(VHT80)	5210	Ant0	0.74	9.92	12.22	24	Pass
802.11ac(VHT80)	5210	Ant1	0.75	8.37			

##### 4.2 Test Plots

U-NII-1,802.11n(HT40),5190MHz,Ant0	U-NII-1,802.11n(HT40),5190MHz,Ant1
------------------------------------	------------------------------------



## 5. Power spectral density

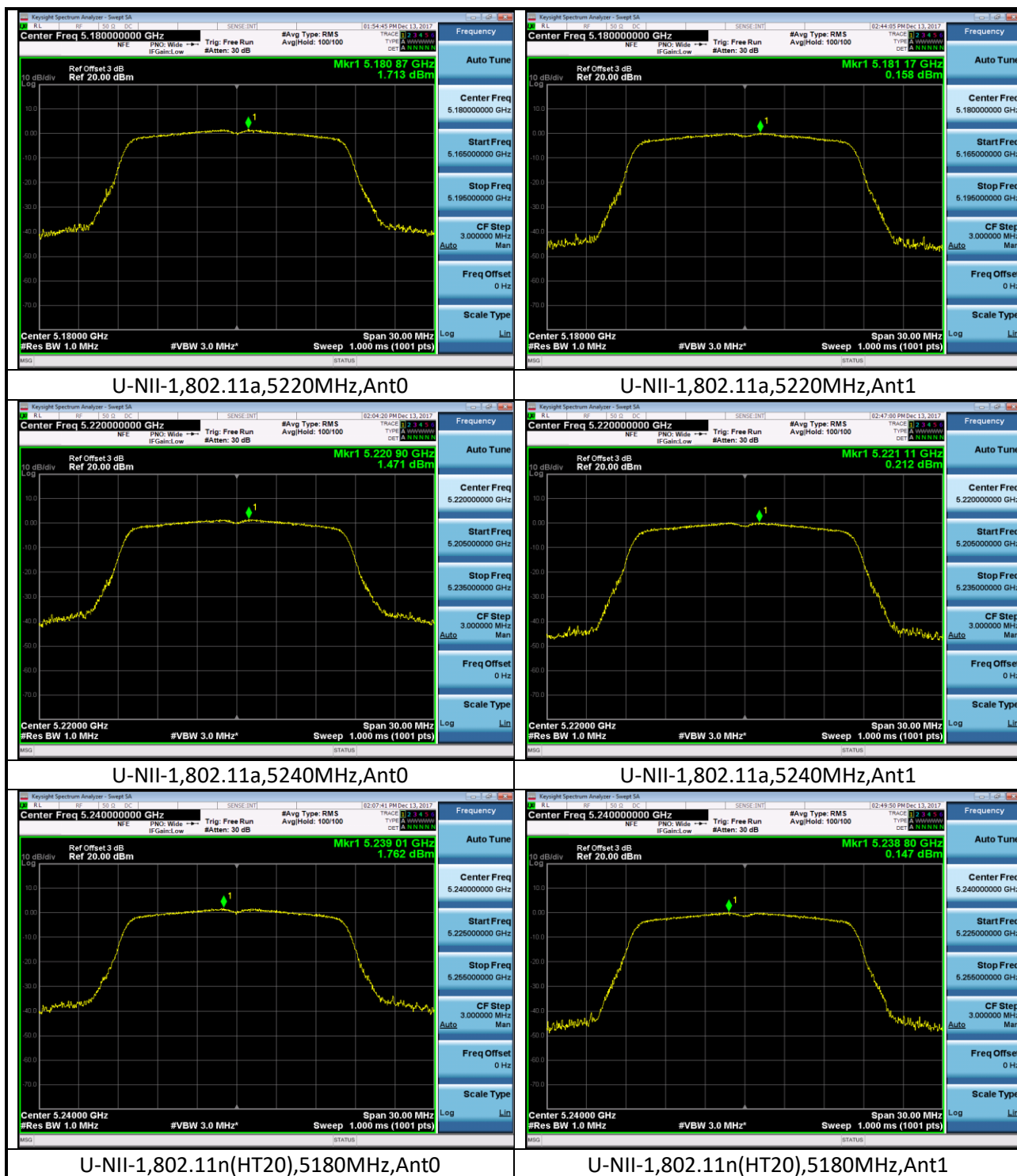
### 5.1 Test Data

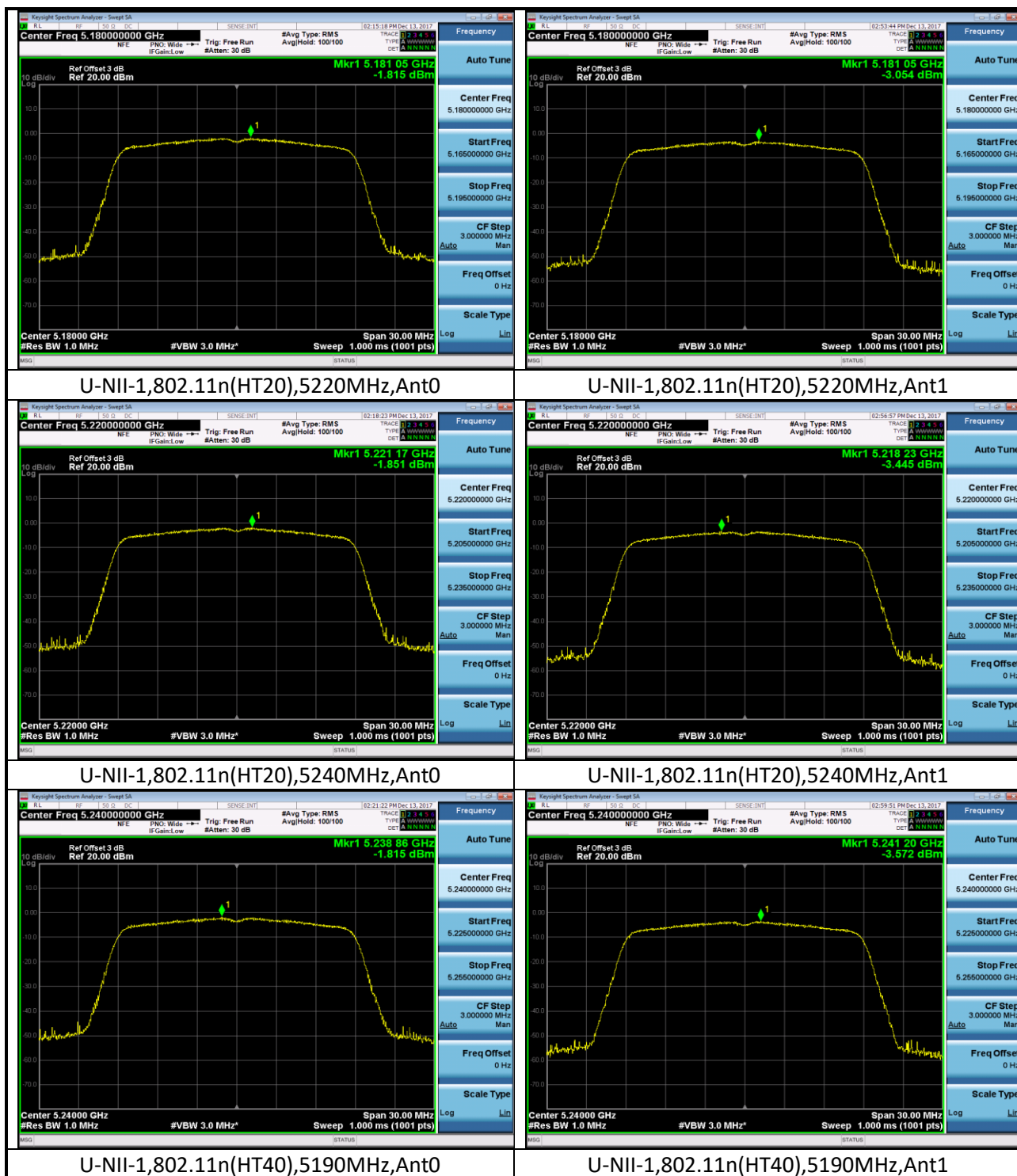
U-NII-1 Power Spectral Density							
Mode	Test Frequency(MHz)	Ant	Duty Cycle Factor (dB)	PSD (dBm)	Total PSD (dBm)	Limit (dBm)	Result
802.11a	5180	Ant0	0.11	1.823	1.823	11	Pass
802.11a	5180	Ant1	0.10	0.258	0.258	11	Pass
802.11a	5220	Ant0	0.11	1.581	1.581	11	Pass
802.11a	5220	Ant1	0.10	0.312	0.312	11	Pass
802.11a	5240	Ant0	0.11	1.872	1.872	11	Pass
802.11a	5240	Ant1	0.11	0.257	0.257	11	Pass
802.11n(HT20)	5180	Ant0	0.11	-1.705	0.734	11	Pass
802.11n(HT20)	5180	Ant1	0.12	-2.934			
802.11n(HT20)	5220	Ant0	0.12	-1.731	0.555	11	Pass
802.11n(HT20)	5220	Ant1	0.12	-3.325			
802.11n(HT20)	5240	Ant0	0.12	-1.695	0.521	11	Pass
802.11n(HT20)	5240	Ant1	0.11	-3.462			
802.11n(HT40)	5190	Ant0	0.22	-2.749	-0.282	11	Pass
802.11n(HT40)	5190	Ant1	0.22	-3.914			
802.11n(HT40)	5230	Ant0	0.22	-2.620	-0.317	11	Pass
802.11n(HT40)	5230	Ant1	0.24	-4.173			
802.11ac(VHT80)	5210	Ant0	0.74	-7.228	-4.643	11	Pass
802.11ac(VHT80)	5210	Ant1	0.75	-8.124			

### 5.2 Test Plots

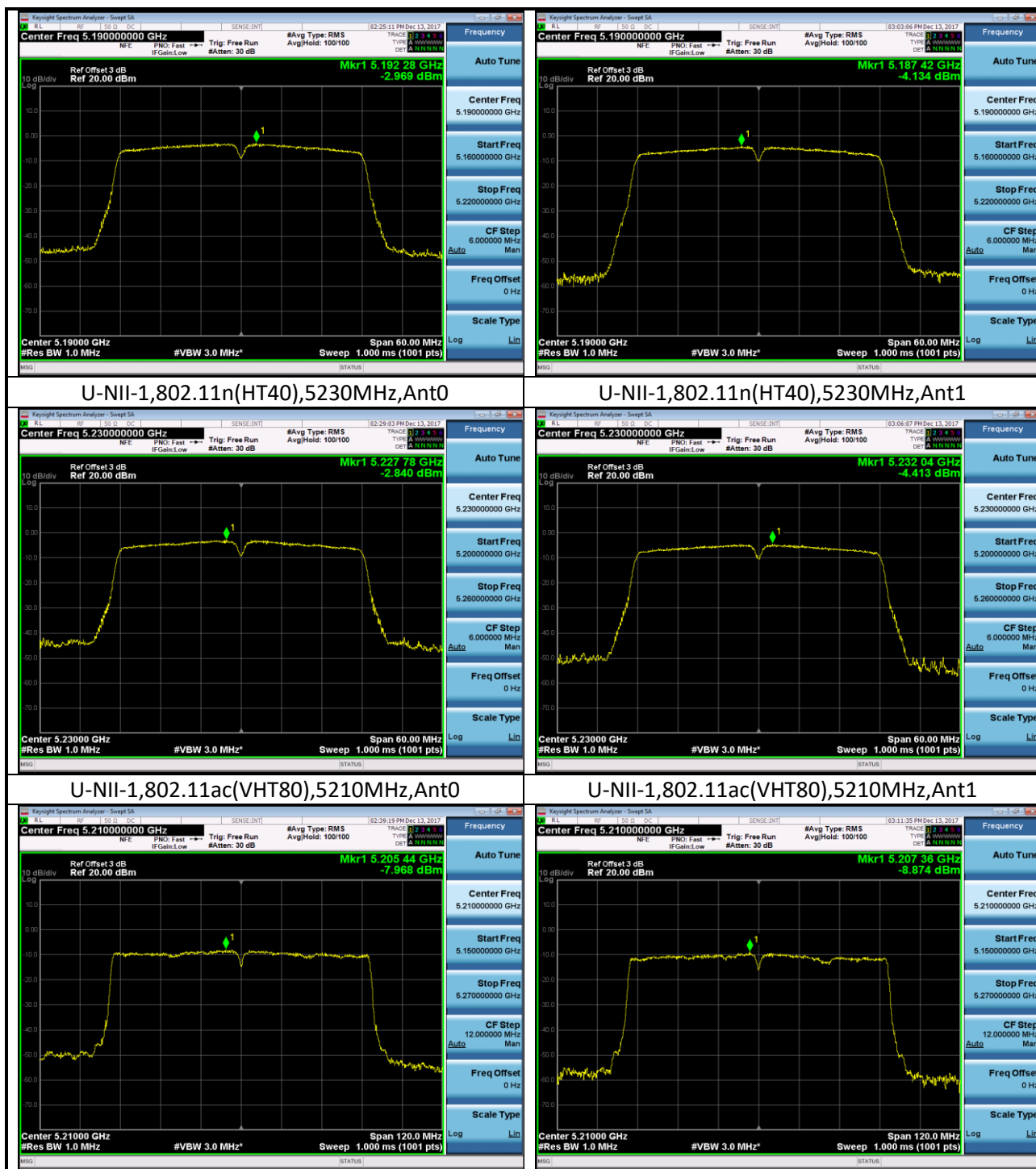
U-NII-1,802.11a,5180MHz,Ant0	U-NII-1,802.11a,5180MHz,Ant1
------------------------------	------------------------------











U-NII-2A:

1. Duty Cycle

1.1 Test Data

U-NII-2a Duty Cycle				
Mode	Test Frequency(MHz)	Ant	Duty Cycle (%)	Duty Cycle Factor (dB)
802.11a	5260	Ant0	97.43	0.11
802.11a	5260	Ant1	97.43	0.11
802.11a	5300	Ant0	97.43	0.11
802.11a	5300	Ant1	97.66	0.10
802.11a	5320	Ant0	97.43	0.11
802.11a	5320	Ant1	97.66	0.10
802.11n(HT20)	5260	Ant0	97.26	0.12
802.11n(HT20)	5260	Ant1	97.50	0.11
802.11n(HT20)	5300	Ant0	97.26	0.12
802.11n(HT20)	5300	Ant1	97.26	0.12
802.11n(HT20)	5320	Ant0	97.26	0.12
802.11n(HT20)	5320	Ant1	97.26	0.12
802.11n(HT40)	5270	Ant0	95.12	0.22
802.11n(HT40)	5270	Ant1	95.12	0.22
802.11n(HT40)	5310	Ant0	94.63	0.24
802.11n(HT40)	5310	Ant1	95.12	0.22
802.11ac(VHT80)	5290	Ant0	84.13	0.75
802.11ac(VHT80)	5290	Ant1	84.13	0.75

1.2 Test Plots

U-NII-2a,802.11a,5260MHz,Ant0	U-NII-2a,802.11a,5260MHz,Ant1
-------------------------------	-------------------------------

