




TEST SETUP




RF Conducted Test setup (BT/WIFI)




RF Conducted Test setup (DFS)



RE 9KHz~30MHz




RE 30MHz~1GHz



RE >1GHz



AC Power Line



RSE