


TEST SETUP



RF Conducted Test setup (BT/WIFI)




RF Conducted Test setup (DFS)




RE 9KHz~30MHz




RE 30MHz~1GHz





RE >1GHz



RSE