



**TEST SETUP**




RF Conducted Test setup (BT/WIFI)



DFS




RE 9KHz~30MHz




RE 30MHz~1GHz





RE>1GHz



AC POWER LINE