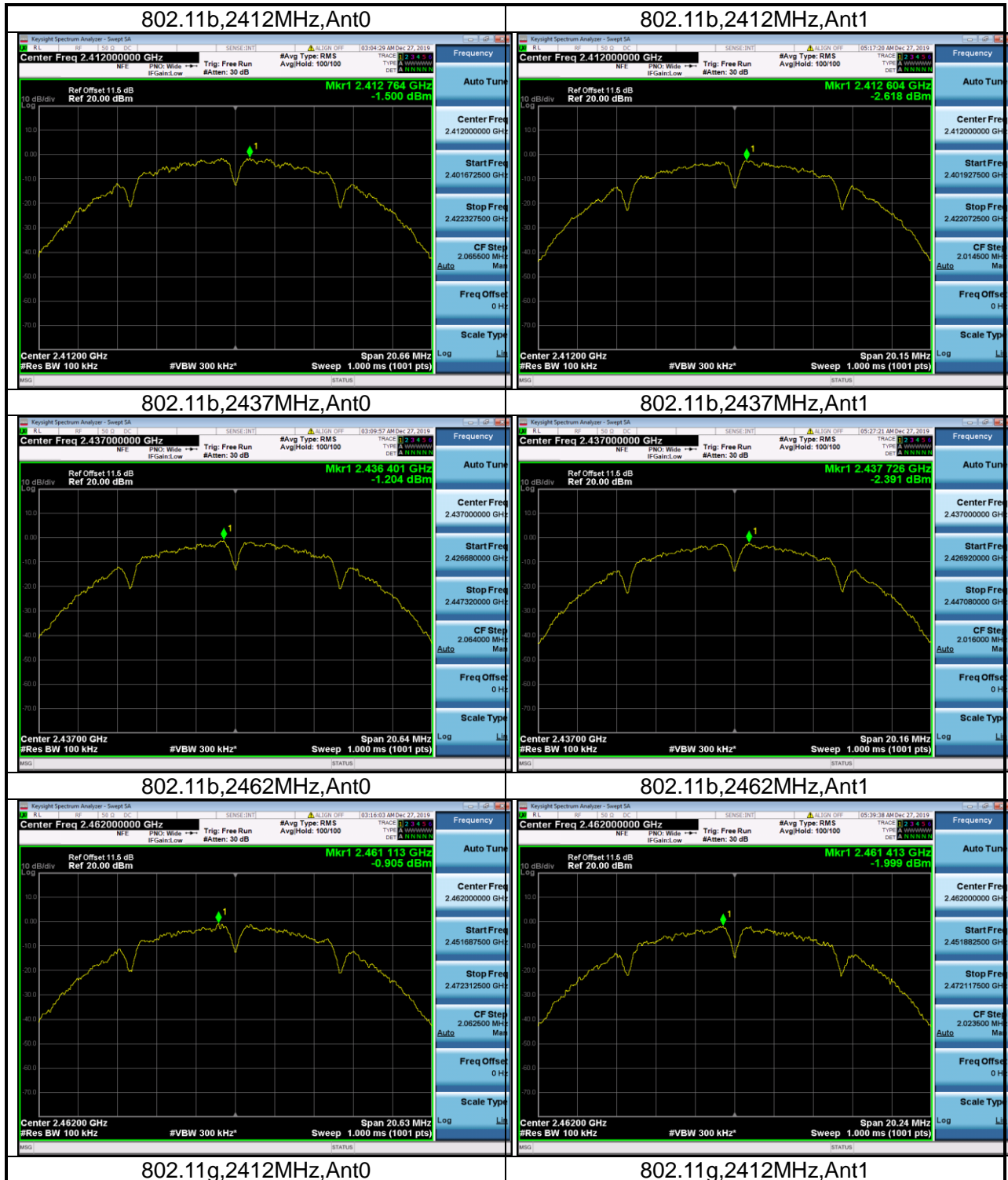
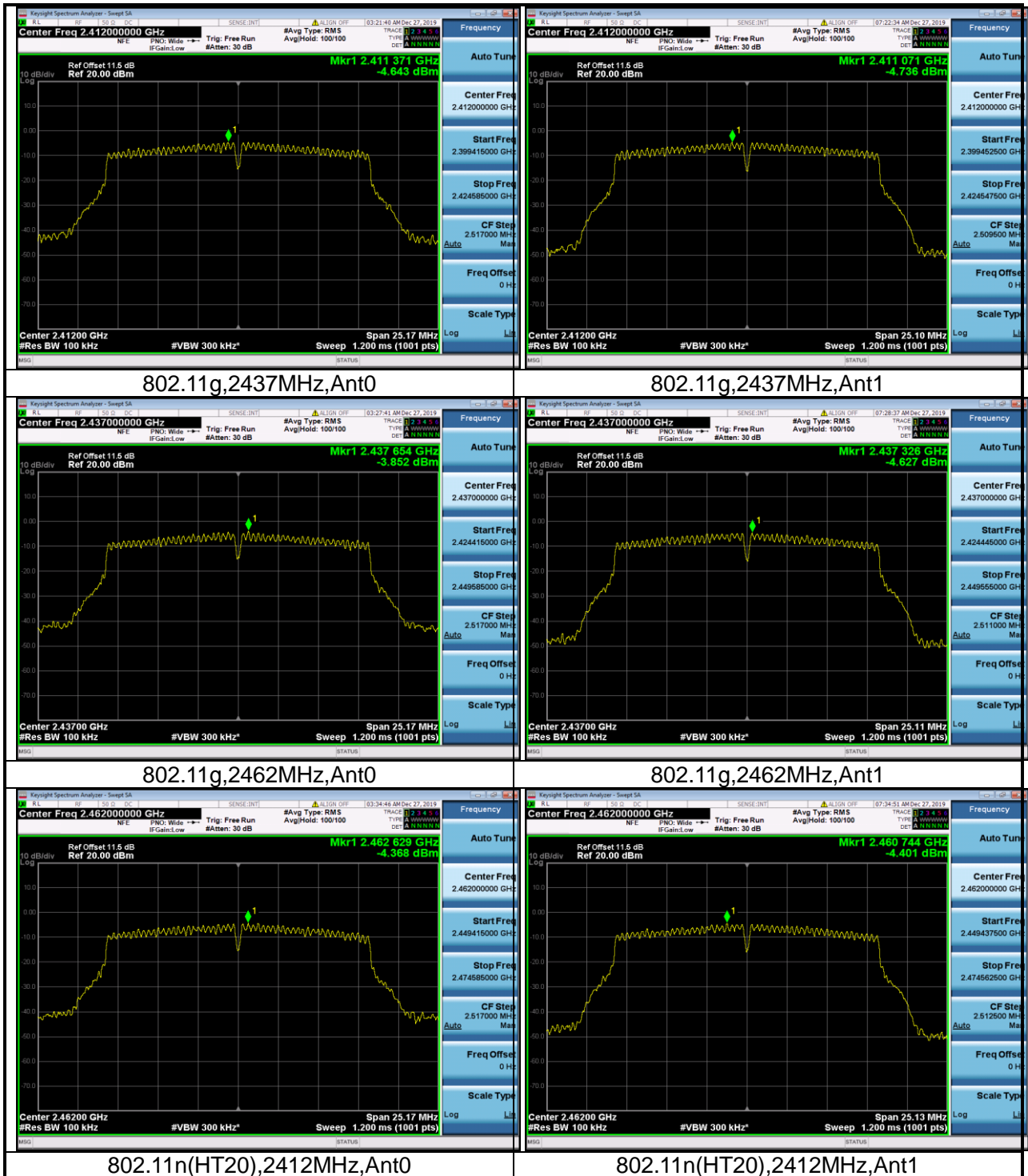


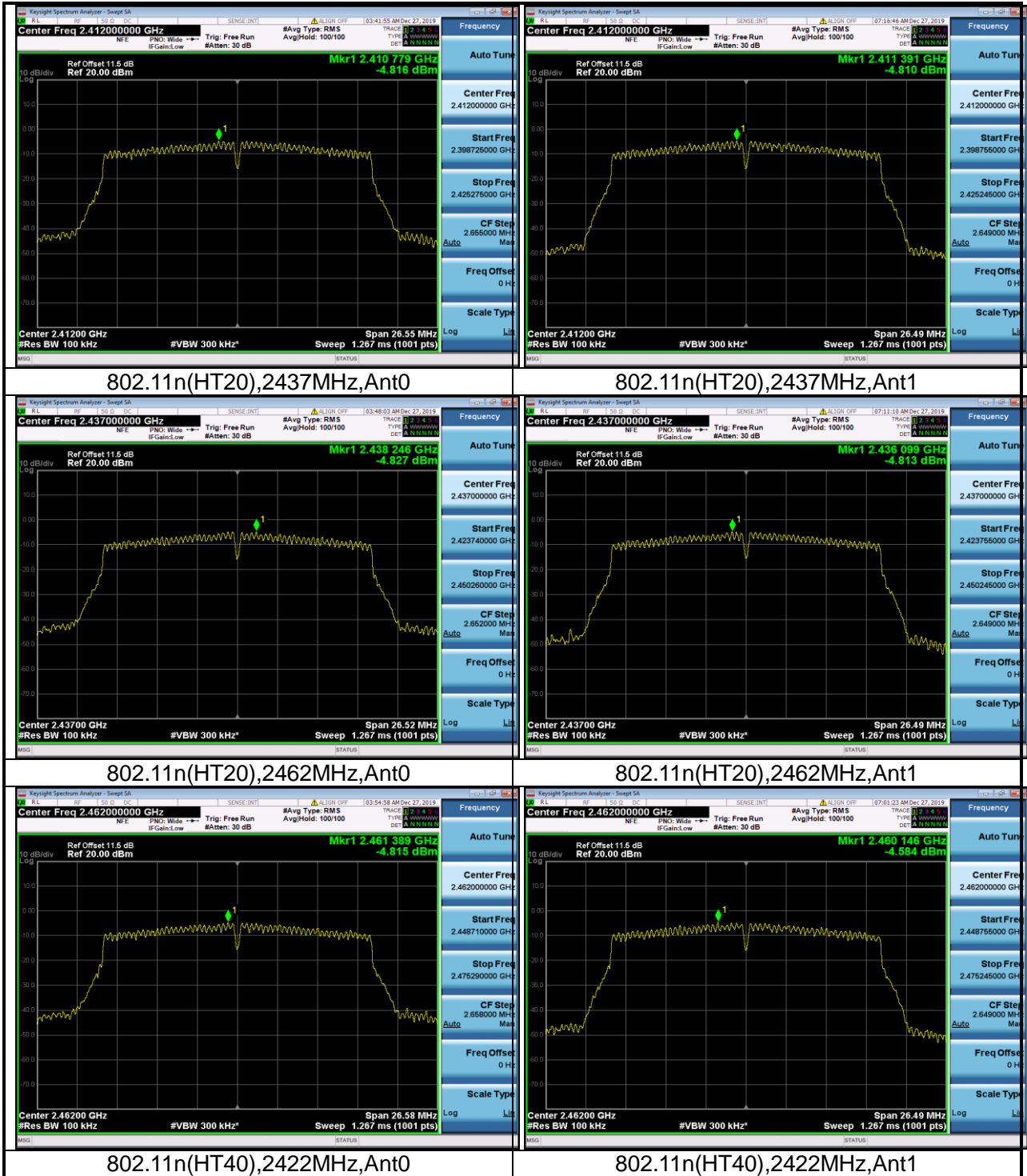
5.2 Test Plots



TEST REPORT



TEST REPORT



TEST REPORT



TEST REPORT

6. Emission outside the frequency band

6.1 Test Data

WLAN Transmitter Spurious Emission						
Mode	Test Frequency (MHz)	Ant	Plot No.	Frequency Range	Emission (dBm)	Result
802.11b	2412	Ant0	1	Reference Level	5.67	Pass
802.11b	2412	Ant0	2	Band Edge	-35.60	Pass
802.11b	2412	Ant0	3	30MHz~2310MHz	-47.43	Pass
802.11b	2412	Ant0	4	2500MHz~5000MHz	-42.11	Pass
802.11b	2412	Ant0	5	5000MHz~25000MHz	-33.31	Pass
802.11b	2412	Ant1	1	Reference Level	4.55	Pass
802.11b	2412	Ant1	2	Band Edge	-40.63	Pass
802.11b	2412	Ant1	3	30MHz~2310MHz	-47.55	Pass
802.11b	2412	Ant1	4	2500MHz~5000MHz	-42.67	Pass
802.11b	2412	Ant1	5	5000MHz~25000MHz	-33.32	Pass
802.11b	2437	Ant0	1	Reference Level	5.71	Pass
802.11b	2437	Ant0	2	Band Edge	-48.37	Pass
802.11b	2437	Ant0	3	30MHz~2310MHz	-45.38	Pass
802.11b	2437	Ant0	4	2500MHz~5000MHz	-42.58	Pass
802.11b	2437	Ant0	5	5000MHz~25000MHz	-33.69	Pass
802.11b	2437	Ant1	1	Reference Level	4.72	Pass
802.11b	2437	Ant1	2	Band Edge	-48.17	Pass
802.11b	2437	Ant1	3	30MHz~2310MHz	-47.00	Pass
802.11b	2437	Ant1	4	2500MHz~5000MHz	-43.61	Pass
802.11b	2437	Ant1	5	5000MHz~25000MHz	-33.64	Pass
802.11b	2462	Ant0	1	Reference Level	6.08	Pass
802.11b	2462	Ant0	2	Band Edge	-48.15	Pass
802.11b	2462	Ant0	3	30MHz~2310MHz	-47.16	Pass
802.11b	2462	Ant0	4	2500MHz~5000MHz	-41.32	Pass
802.11b	2462	Ant0	5	5000MHz~25000MHz	-33.40	Pass
802.11b	2462	Ant1	1	Reference Level	4.81	Pass
802.11b	2462	Ant1	2	Band Edge	-48.62	Pass

TEST REPORT

802.11b	2462	Ant1	3	30MHz~2310MHz	-47.12	Pass
802.11b	2462	Ant1	4	2500MHz~5000MHz	-44.09	Pass
802.11b	2462	Ant1	5	5000MHz~25000MHz	-33.14	Pass
802.11g	2412	Ant0	1	Reference Level	3.76	Pass
802.11g	2412	Ant0	2	Band Edge	-30.34	Pass
802.11g	2412	Ant0	3	30MHz~2310MHz	-47.07	Pass
802.11g	2412	Ant0	4	2500MHz~5000MHz	-44.03	Pass
802.11g	2412	Ant0	5	5000MHz~25000MHz	-32.94	Pass
802.11g	2412	Ant1	1	Reference Level	3.88	Pass
802.11g	2412	Ant1	2	Band Edge	-34.24	Pass
802.11g	2412	Ant1	3	30MHz~2310MHz	-44.87	Pass
802.11g	2412	Ant1	4	2500MHz~5000MHz	-42.56	Pass
802.11g	2412	Ant1	5	5000MHz~25000MHz	-33.09	Pass
802.11g	2437	Ant0	1	Reference Level	3.99	Pass
802.11g	2437	Ant0	2	Band Edge	-47.86	Pass
802.11g	2437	Ant0	3	30MHz~2310MHz	-46.99	Pass
802.11g	2437	Ant0	4	2500MHz~5000MHz	-43.37	Pass
802.11g	2437	Ant0	5	5000MHz~25000MHz	-33.86	Pass
802.11g	2437	Ant1	1	Reference Level	3.91	Pass
802.11g	2437	Ant1	2	Band Edge	-48.18	Pass
802.11g	2437	Ant1	3	30MHz~2310MHz	-47.28	Pass
802.11g	2437	Ant1	4	2500MHz~5000MHz	-43.84	Pass
802.11g	2437	Ant1	5	5000MHz~25000MHz	-33.08	Pass
802.11g	2462	Ant0	1	Reference Level	3.97	Pass
802.11g	2462	Ant0	2	Band Edge	-45.50	Pass
802.11g	2462	Ant0	3	30MHz~2310MHz	-46.23	Pass
802.11g	2462	Ant0	4	2500MHz~5000MHz	-43.57	Pass
802.11g	2462	Ant0	5	5000MHz~25000MHz	-33.21	Pass
802.11g	2462	Ant1	1	Reference Level	3.85	Pass
802.11g	2462	Ant1	2	Band Edge	-47.68	Pass
802.11g	2462	Ant1	3	30MHz~2310MHz	-45.67	Pass
802.11g	2462	Ant1	4	2500MHz~5000MHz	-43.89	Pass

TEST REPORT

802.11g	2462	Ant1	5	5000MHz~25000MHz	-32.59	Pass
802.11n (HT20)	2412	Ant0	1	Reference Level	3.92	Pass
802.11n (HT20)	2412	Ant0	2	Band Edge	-30.47	Pass
802.11n (HT20)	2412	Ant0	3	30MHz~2310MHz	-47.33	Pass
802.11n (HT20)	2412	Ant0	4	2500MHz~5000MHz	-43.57	Pass
802.11n (HT20)	2412	Ant0	5	5000MHz~25000MHz	-32.64	Pass
802.11n (HT20)	2412	Ant1	1	Reference Level	3.91	Pass
802.11n (HT20)	2412	Ant1	2	Band Edge	-33.76	Pass
802.11n (HT20)	2412	Ant1	3	30MHz~2310MHz	-45.52	Pass
802.11n (HT20)	2412	Ant1	4	2500MHz~5000MHz	-42.86	Pass
802.11n (HT20)	2412	Ant1	5	5000MHz~25000MHz	-33.02	Pass
802.11n (HT20)	2437	Ant0	1	Reference Level	3.82	Pass
802.11n (HT20)	2437	Ant0	2	Band Edge	-48.06	Pass
802.11n (HT20)	2437	Ant0	3	30MHz~2310MHz	-47.22	Pass
802.11n (HT20)	2437	Ant0	4	2500MHz~5000MHz	-43.40	Pass
802.11n (HT20)	2437	Ant0	5	5000MHz~25000MHz	-33.83	Pass
802.11n (HT20)	2437	Ant1	1	Reference Level	3.99	Pass
802.11n (HT20)	2437	Ant1	2	Band Edge	-47.61	Pass
802.11n (HT20)	2437	Ant1	3	30MHz~2310MHz	-47.44	Pass
802.11n (HT20)	2437	Ant1	4	2500MHz~5000MHz	-43.05	Pass
802.11n (HT20)	2437	Ant1	5	5000MHz~25000MHz	-33.71	Pass
802.11n (HT20)	2462	Ant0	1	Reference Level	4.00	Pass
802.11n (HT20)	2462	Ant0	2	Band Edge	-42.70	Pass
802.11n (HT20)	2462	Ant0	3	30MHz~2310MHz	-47.33	Pass
802.11n (HT20)	2462	Ant0	4	2500MHz~5000MHz	-43.66	Pass
802.11n (HT20)	2462	Ant0	5	5000MHz~25000MHz	-32.58	Pass
802.11n (HT20)	2462	Ant1	1	Reference Level	3.92	Pass

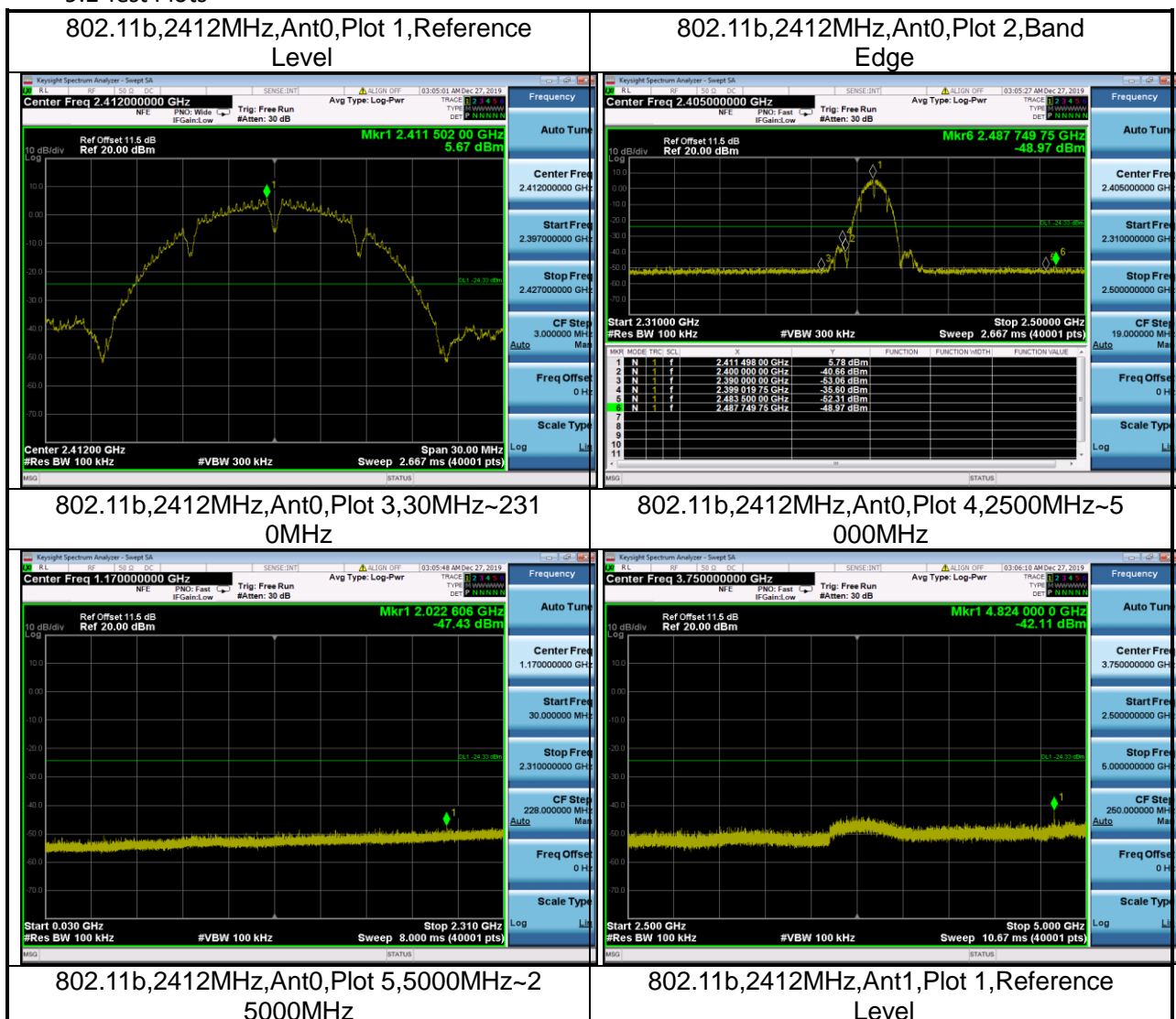
TEST REPORT

802.11n (HT20)	2462	Ant1	2	Band Edge	-47.50	Pass
802.11n (HT20)	2462	Ant1	3	30MHz~2310MHz	-38.30	Pass
802.11n (HT20)	2462	Ant1	4	2500MHz~5000MHz	-43.04	Pass
802.11n (HT20)	2462	Ant1	5	5000MHz~25000MHz	-33.38	Pass
802.11n (HT40)	2422	Ant0	1	Reference Level	-1.09	Pass
802.11n (HT40)	2422	Ant0	2	Band Edge	-31.79	Pass
802.11n (HT40)	2422	Ant0	3	30MHz~2310MHz	-46.87	Pass
802.11n (HT40)	2422	Ant0	4	2500MHz~5000MHz	-42.70	Pass
802.11n (HT40)	2422	Ant0	5	5000MHz~25000MHz	-33.55	Pass
802.11n (HT40)	2422	Ant1	1	Reference Level	-1.43	Pass
802.11n (HT40)	2422	Ant1	2	Band Edge	-35.08	Pass
802.11n (HT40)	2422	Ant1	3	30MHz~2310MHz	-47.27	Pass
802.11n (HT40)	2422	Ant1	4	2500MHz~5000MHz	-43.06	Pass
802.11n (HT40)	2422	Ant1	5	5000MHz~25000MHz	-32.97	Pass
802.11n (HT40)	2437	Ant0	1	Reference Level	-1.71	Pass
802.11n (HT40)	2437	Ant0	2	Band Edge	-36.20	Pass
802.11n (HT40)	2437	Ant0	3	30MHz~2310MHz	-47.19	Pass
802.11n (HT40)	2437	Ant0	4	2500MHz~5000MHz	-42.59	Pass
802.11n (HT40)	2437	Ant0	5	5000MHz~25000MHz	-33.65	Pass
802.11n (HT40)	2437	Ant1	1	Reference Level	-1.42	Pass
802.11n (HT40)	2437	Ant1	2	Band Edge	-40.59	Pass
802.11n (HT40)	2437	Ant1	3	30MHz~2310MHz	-47.07	Pass
802.11n (HT40)	2437	Ant1	4	2500MHz~5000MHz	-43.43	Pass
802.11n (HT40)	2437	Ant1	5	5000MHz~25000MHz	-33.22	Pass
802.11n (HT40)	2452	Ant0	1	Reference Level	-1.56	Pass
802.11n (HT40)	2452	Ant0	2	Band Edge	-39.32	Pass
802.11n (HT40)	2452	Ant0	3	30MHz~2310MHz	-46.92	Pass

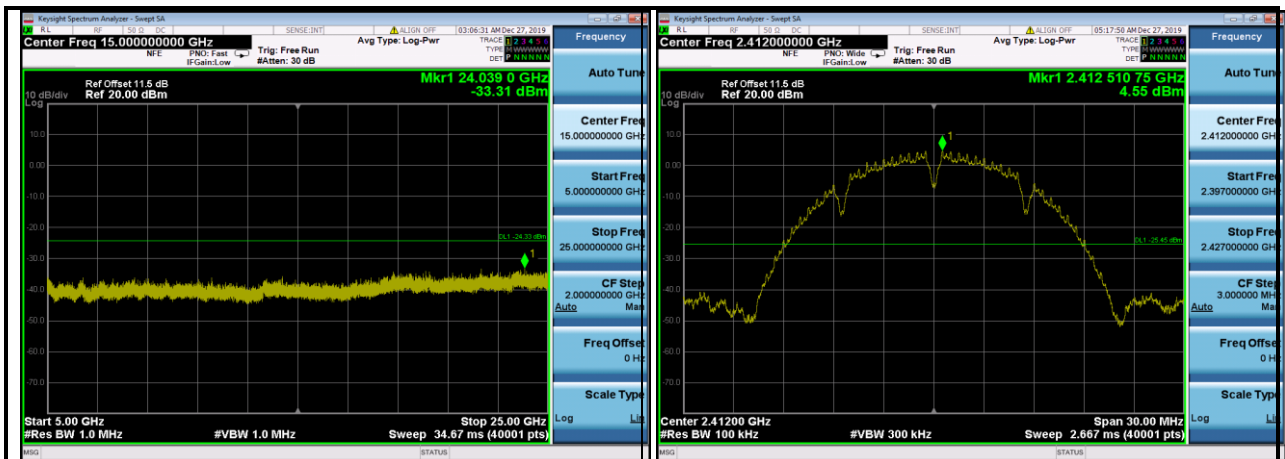
TEST REPORT

802.11n (HT40)	2452	Ant0	4	2500MHz~5000MHz	-43.15	Pass
802.11n (HT40)	2452	Ant0	5	5000MHz~25000MHz	-33.52	Pass
802.11n (HT40)	2452	Ant1	1	Reference Level	-1.40	Pass
802.11n (HT40)	2452	Ant1	2	Band Edge	-38.40	Pass
802.11n (HT40)	2452	Ant1	3	30MHz~2310MHz	-47.23	Pass
802.11n (HT40)	2452	Ant1	4	2500MHz~5000MHz	-43.69	Pass
802.11n (HT40)	2452	Ant1	5	5000MHz~25000MHz	-33.44	Pass

9.2 Test Plots

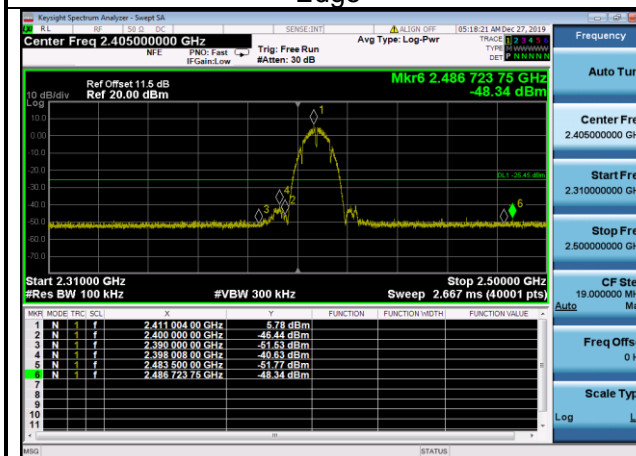


TEST REPORT

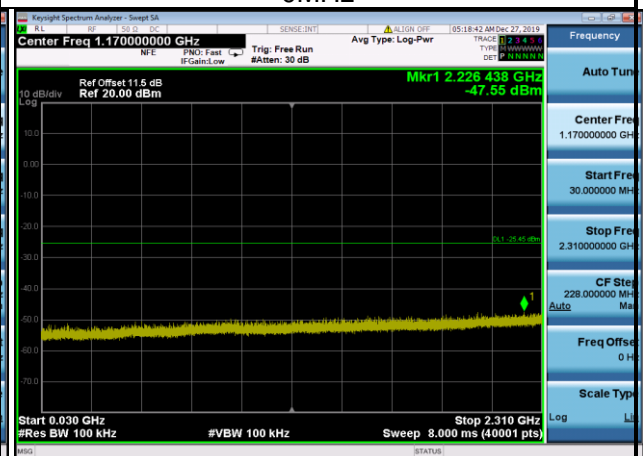


802.11b,2412MHz,Ant1,Plot 2,Band Edge

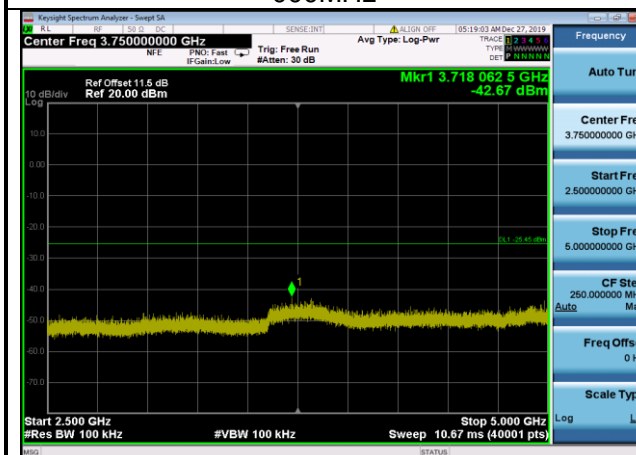
802.11b,2412MHz,Ant1,Plot 3,30MHz~2310MHz



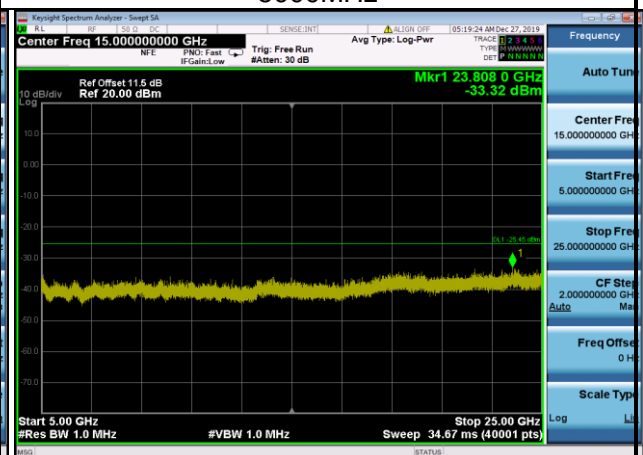
802.11b,2412MHz,Ant1,Plot 4,2500MHz~5000MHz



802.11b,2412MHz,Ant1,Plot 5,5000MHz~25000MHz

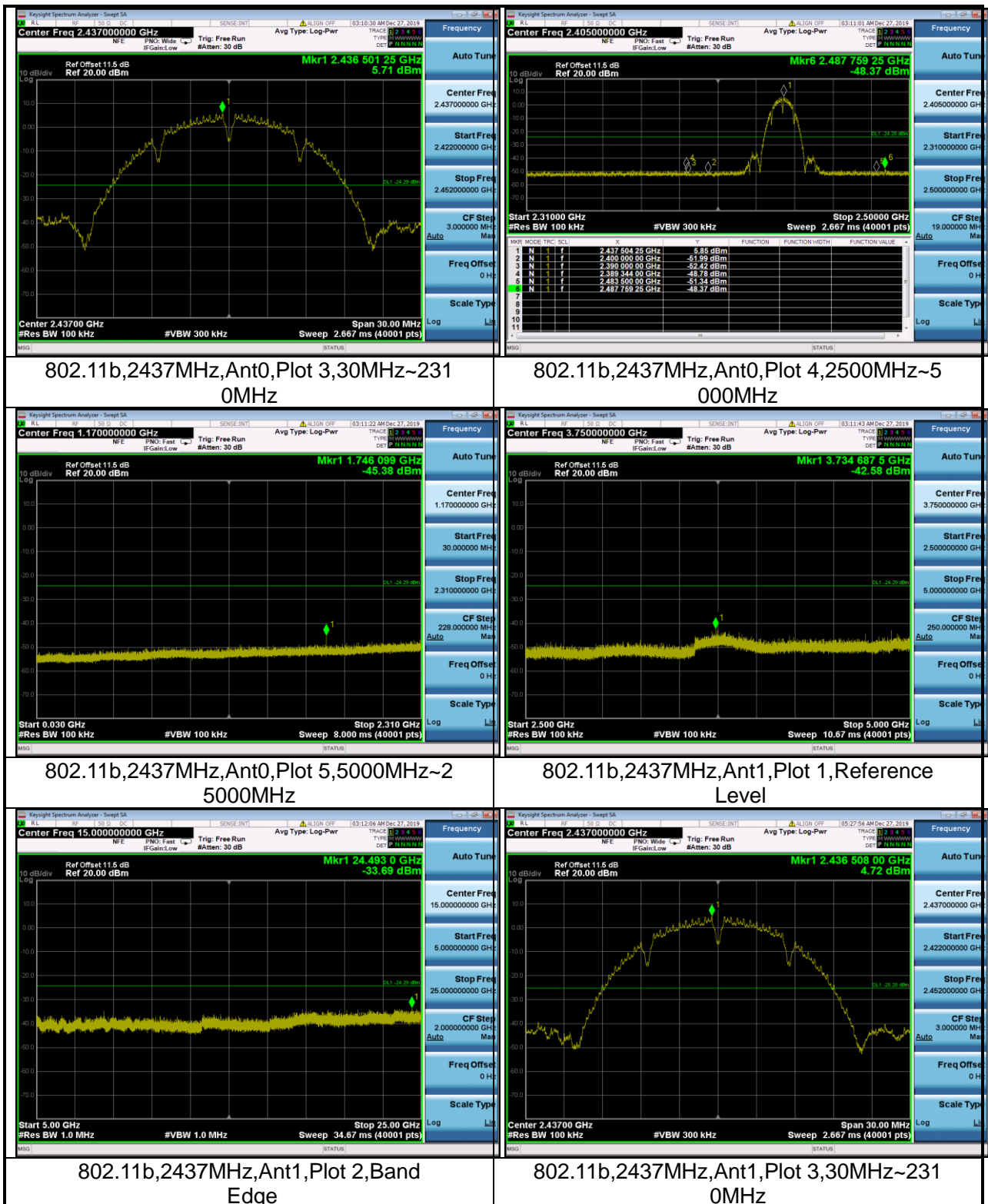


802.11b,2437MHz,Ant0,Plot 1,Reference Level

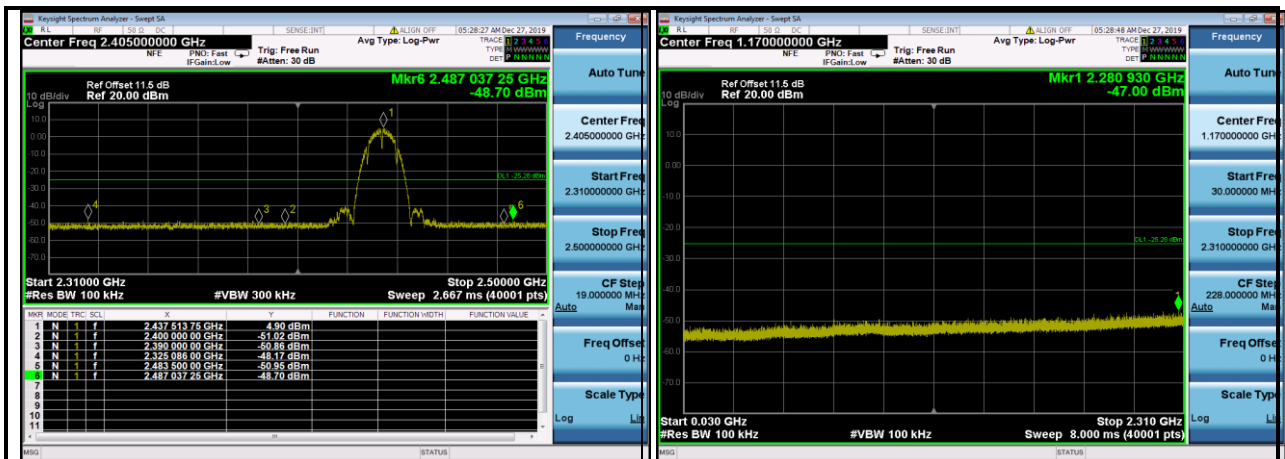


802.11b,2437MHz,Ant0,Plot 2,Band Edge

TEST REPORT

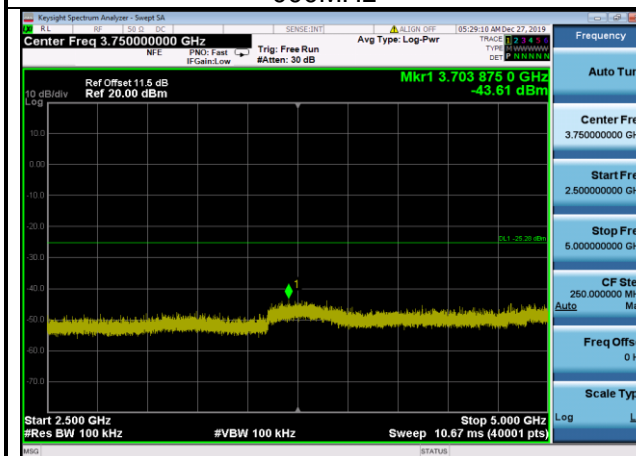


TEST REPORT

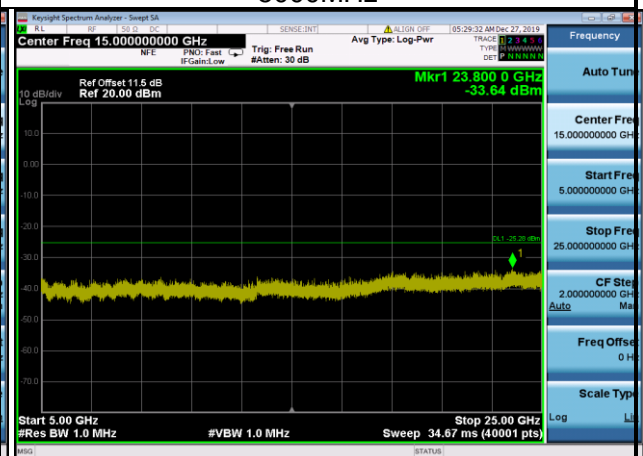


802.11b,2437MHz,Ant1,Plot 4,2500MHz~5000MHz

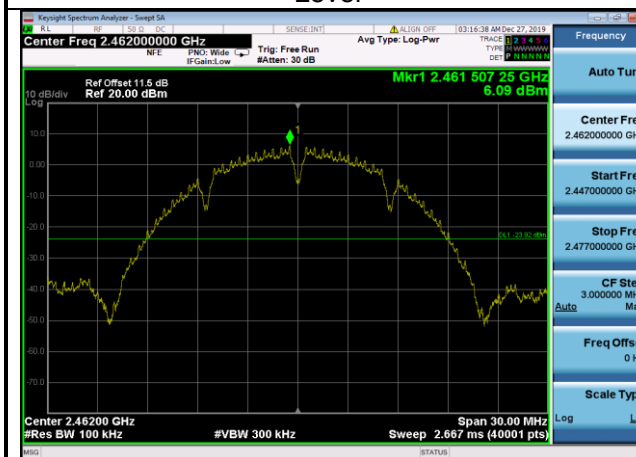
802.11b,2437MHz,Ant1,Plot 5,5000MHz~25000MHz



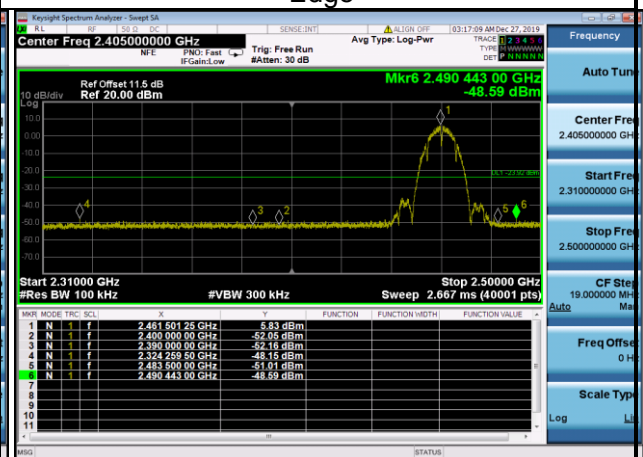
802.11b,2462MHz,Ant0,Plot 1,Reference Level



802.11b,2462MHz,Ant0,Plot 2,Band Edge



802.11b,2462MHz,Ant0,Plot 3,30MHz~2310MHz



802.11b,2462MHz,Ant0,Plot 4,2500MHz~5000MHz

TEST REPORT

