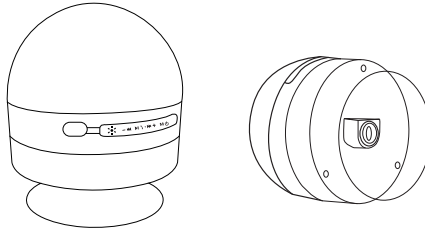




Disco Party Wireless Speaker









INSTRUCTION MANUAL Model: AC-CCDS1-01

What is included:

- 1×IPX4 Water Resistant Wireless Speaker
- 1×Micro-USB Charging Cable
- 1×Instruction Manual

Function:

| | |
|---|---|
|  | Switch On / Off (Long Press) |
|  | Short Press for next music. Long Press for volume music. |
|  | Short Press for previous music. Long Press for volume music. |
|  | Switch On / Off (Disco) |
|  | Short Press for play / pause Single-click to answer the calling Double-click to call back |
|  | Plug the charger to micro-USB port (Red LED is on) |

Tech Specifications:

- Bluetooth
- Battery: Built-in 300mAh rechargeable Li-ion battery
- Waterproof rating: IPX4
- Pairing Name: "AcDiscoSpeaker"
- Input Voltage: 5V
- Playing Time: 80min
- Charging Time: 3hrs



Pairing:

1. Turn on the Bluetooth speaker and the blue light will flash quickly. At this time, turn on the Bluetooth device for Bluetooth pairing. Search AcDiscoSpeaker. After Bluetooth pairing is successful, the blue light will be on for a long time, and the blue light will flash slowly when playing music.

SAFETY PRECAUTIONS:

WARNING-When using this product, basic precautions should always be followed:

1. Read all the instructions before use.
2. Never store or use this product in temperatures below 32°F(0°C) or above 115°F(45°C).
3. The unit's full performance is achieved only after 2 or 3 completed charge and discharge cycles.
4. Keep out of reach of children.
5. Do not use the device in excess of its output rating. Overload outputs above rating may result in a risk of fire or injury.
6. Do not use the device if damaged or modified.
7. Damaged or modified batteries may exhibit unpredictable behavior resulting in fire, explosion or risk of injury.
8. Do not disassemble the device. For repairs, seek a qualified service professional. Incorrect reassembly may result in a risk of fire or injury.
9. Do not expose the device to fire or temperature above 104°F may cause explosion.
10. Ensure that qualified service professionals use only identical replacement parts to ensure product safety.

FCC Statement:

This device complies with Part 15 of the FCC Rules. Operation is subject to the following two conditions:

- (1) This device may not cause harmful interference.
- (2) This device must accept any interference received, including interference that may cause undesired operation.

Warning:

Any changes or modifications not expressly approved by the party responsible for compliance could void the user's authority to operate the equipment.

IMPORTANT NOTE:

Note: This equipment has been tested and found to comply with the limits for a Class B digital device, pursuant to part 15 of the FCC Rules. These limits are designed to provide reasonable protection against harmful interference in a residential installation. This equipment generates, uses and can radiate radio frequency energy and, if not installed and used in accordance with the instructions, may cause harmful interference to radio communications. However, there is no guarantee that interference will not occur in a particular installation. If this equipment does cause harmful interference to radio or television reception, which can be determined by turning the equipment off and on, the user is encouraged to try to correct the interference by one or more of the following measures:

—Reorient or relocate the receiving antenna.

—Increase the separation between the equipment and receiver.

Connect the equipment into an outlet on a circuit different from that to which the receiver is connected.

—Consult the dealer or an experienced radio/TV technician for help.

FCC Radiation Exposure Statement:

This equipment complies with FCC radiation exposure limits set forth for an uncontrolled environment.