





WIRELESS

Water Resistant Shower Speaker

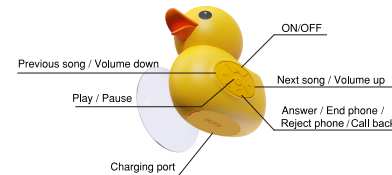


— User Manual —



Pairing Instructions

1. To start the pairing process turn on the Bluetooth™ device



2. Press ON/OFF to turn on the speaker, and you will hear "Di-Di".
3. Go to your Bluetooth setting on your device and click on "Aconic ANS30". When the speaker is paired successfully, you will hear "Di-Di".

Please note:

1. Make sure your device and speaker are within 30 feet.
2. Once the speaker is paired successfully, it will reconnect to your device automatically.
3. The speaker will automatically turn off if there is no connection after 5 minutes.

Button Function

- Turn on: Long press for 5 seconds
Turn off: Long press for 5 seconds
- Answer phone: One click
End phone: One click
Reject phone: Long press for 5 seconds
Call back: Click for 3 times
- Play: One click
Pause: One click
- Previous song: One click
Volume down: Long press for 2 seconds
- Next song: One click
Volume up: Long press for 2 seconds

Indicator Light Status

- Turn on: Red light slow flashes
- Turn off: Red light slow flashes, then light off
- Paired mode: Red light slow flashes
- Paired successfully: Light off
- Speaker charged: Red light on
- Speaker fully charged: Light off
- Low battery: Red light flashes

Specification

Battery Capacity: 300mAh
 Playing Time: 3-4 Hours(70% volume)
 Charging Time: 2 Hours
 Bluetooth Range: 30 Feet
 FCC ID: 2AJUM-AC-ANS30-RD

FCC Warning

This device complies with part 15 of the FCC Rules. Operation is subject to the following two conditions: (1) This device may not cause harmful interference, and (2) this device must accept any interference received, including interference that may cause undesired operation. Any Changes or modifications not expressly approved by the party responsible for compliance could void the user's authority to operate the equipment. This equipment has been tested and found to comply with the limits for a Class B digital device, pursuant to part 15 of the FCC Rules. These limits are designed to provide reasonable protection against harmful interference in a residential installation. This equipment generates uses and can radiate radio frequency energy and, if not installed and used in accordance with the instructions, may cause harmful interference to radio communications. However, there is no guarantee that interference will not occur in a particular installation. If this equipment does cause harmful interference to radio or television reception, which can be determined by turning the equipment off and on, the user is encouraged to try to correct the

interference by one or more of the following measures:

- Reorient or relocate the receiving antenna.
- Increase the separation between the equipment and receiver.
- Connect the equipment into an outlet on a circuit different from that to which the receiver is connected.
- Consult the dealer or an experienced radio/TV technician for help.

The device has been evaluated to meet general RF exposure requirement. The device can be used in portable exposure condition without restriction. Operation temperature range: 45°C

Caution :

- a) PCB of battery should not be crushed and twisted.
- b) Cell body should not be blended.
- c) Do not disassemble and do not dispose of in fire.