

RF Test Data for 5G Wi-Fi (Conducted Measurements)

General Description of EUT	
Product Name:	Total station
Test Model:	NS30
Sample ID:	202306-0191-1-2#
Environmental Conditions	
Temperature:	25°C
Relative Humidity:	55%
Test Voltage:	DC 12V
Test Engineer:	Huang jian ping
Note: For a more detailed features description, please refer to the report TBR-C-202306-0191-41 The report only show the worst case data.	

Contents

1. Emission Bandwidth.....	3
1.1. Test Result.....	3
2.1. Test Graphs.....	5
2. Occupied channel bandwidth.....	21
2.1. Test Result.....	21
2.2. Test Graphs.....	23
3. Min emission bandwidth.....	43
3.1. Test Result.....	43
3.2. Test Graphs.....	44
4. Maximum conducted output power.....	49
4.1. Test Result.....	49
5. Maximum power spectral density.....	51
5.1. Test Result.....	51
5.2. Test Graphs.....	53
6. Band edge measurements.....	73
6.1. Test Result.....	73
6.2. Test Graphs.....	75
7. Emissions in Restricted Bands.....	88
7.1. Test Result.....	88
7.2. Test Graphs.....	92
8. Conducted Spurious Emission.....	109
8.1. Test Result.....	109
8.2. Test Graphs.....	112
9. Frequency Stability.....	152
9.1. Test Result.....	152
10. Duty Cycle.....	160
10.1. Test Result.....	160
10.2. Test Graphs.....	162

1. Emission Bandwidth

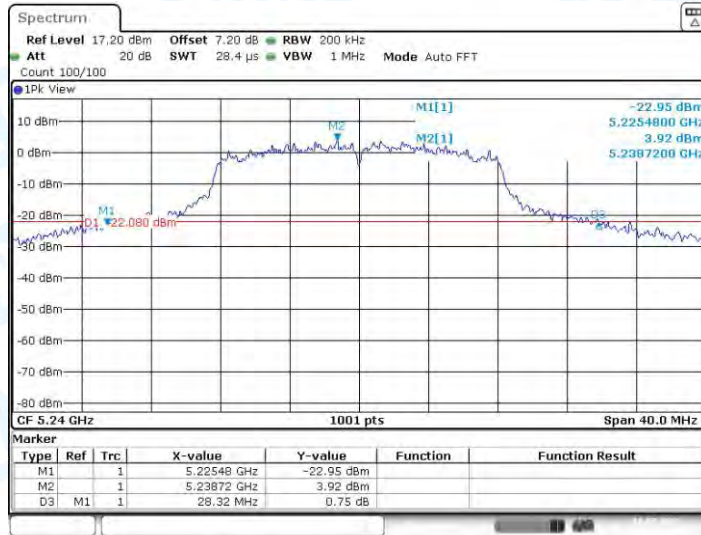
1.1. Test Result

TestMode	Antenna	Channel	26db EBW [MHz]	FL[MHz]	FH[MHz]	Limit[MHz]	Verdict
11A	Ant1	5180	27.40	5165.80	5193.20	---	---
		5200	30.92	5184.12	5215.04	---	---
		5240	28.32	5225.48	5253.80	---	---
		5260	29.96	5244.08	5274.04	---	---
		5280	30.56	5264.28	5294.84	---	---
		5320	29.88	5304.56	5334.44	---	---
		5500	30.76	5485.16	5515.92	---	---
		5580	31.08	5563.96	5595.04	---	---
		5700	34.48	5681.16	5715.64	---	---
11N20SISO	Ant1	5180	27.52	5166.28	5193.80	---	---
		5200	28.96	5185.48	5214.44	---	---
		5240	28.68	5224.84	5253.52	---	---
		5260	31.40	5243.04	5274.44	---	---
		5280	28.48	5265.04	5293.52	---	---
		5320	31.24	5303.60	5334.84	---	---
		5500	31.92	5484.72	5516.64	---	---
		5580	33.20	5563.72	5596.92	---	---
		5700	32.92	5683.24	5716.16	---	---
11N40SISO	Ant1	5190	72.48	5152.08	5224.56	---	---
		5230	40.48	5209.76	5250.24	---	---
		5270	40.64	5249.60	5290.24	---	---
		5310	52.88	5277.36	5330.24	---	---
		5510	42.48	5489.04	5531.52	---	---
		5550	65.84	5517.36	5583.20	---	---
		5670	53.92	5640.88	5694.80	---	---
11AC20SISO	Ant1	5180	37.64	5161.48	5199.12	---	---
		5200	28.72	5185.72	5214.44	---	---
		5240	27.44	5226.44	5253.88	---	---
		5260	28.20	5244.04	5272.24	---	---
		5280	31.16	5263.84	5295.00	---	---
		5320	29.92	5304.60	5334.52	---	---
		5500	32.80	5484.92	5517.72	---	---
		5580	32.00	5564.64	5596.64	---	---
		5700	33.76	5682.56	5716.32	---	---
11AC40SISO	Ant1	5190	40.40	5169.84	5210.24	---	---
		5230	40.48	5209.60	5250.08	---	---
		5270	40.96	5249.36	5290.32	---	---
		5310	60.32	5278.48	5338.80	---	---
		5510	60.16	5482.16	5542.32	---	---
		5550	63.84	5514.40	5578.24	---	---

		5670	53.92	5638.00	5691.92	---	---
11AC80SISO	Ant1	5210	79.68	5170.16	5249.84	---	---
		5290	86.72	5243.92	5330.64	---	---
		5530	80.64	5489.20	5569.84	---	---
		5610	79.84	5570.00	5649.84	---	---

2.1. Test Graphs





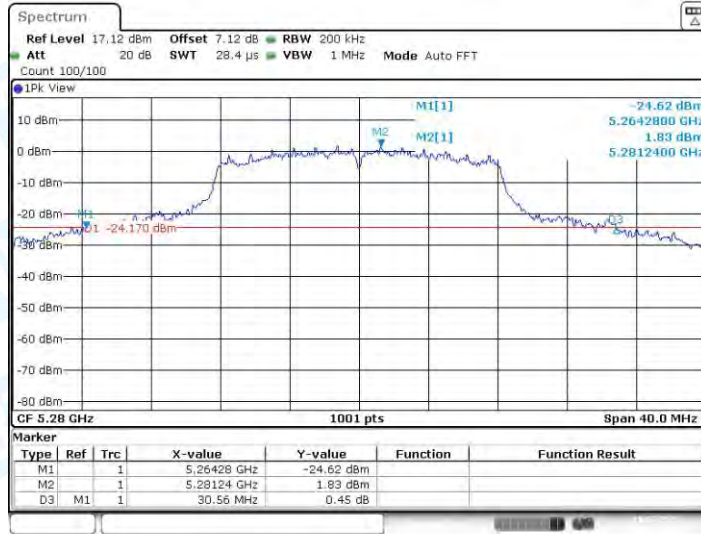
Date: 18.JUL.2023 10:41:55

11A_Ant1_5260



Date: 18.JUL.2023 10:44:21

11A_Ant1_5280



Date: 18.JUL.2023 10:47:24

11A_Ant1_5320



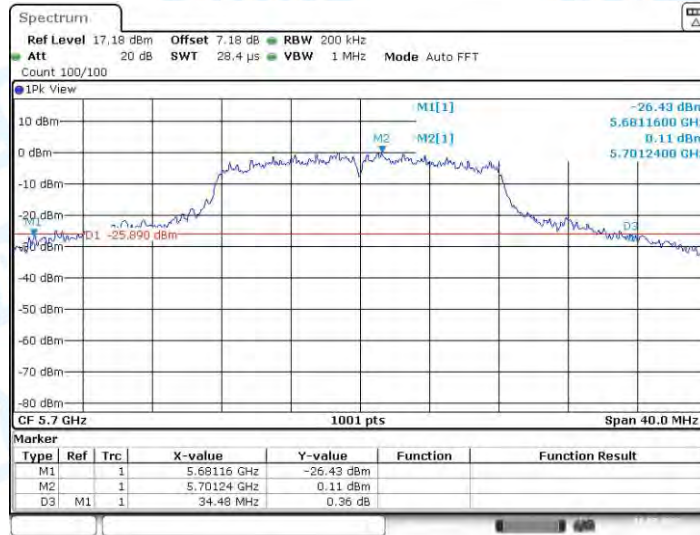
11A_Ant1_5500



11A_Ant1_5580



11A_Ant1_5700



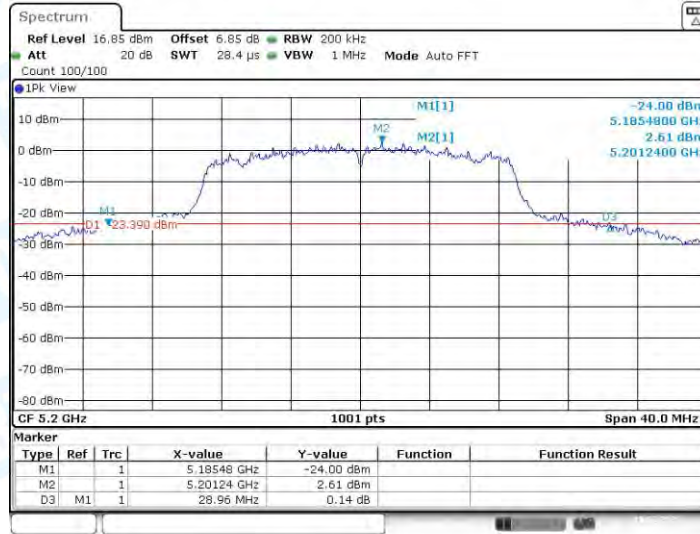
Date: 18.JUL.2023 11:01:26

11N20SISO_Ant1_5180



Date: 18.JUL.2023 11:14:23

11N20SISO_Ant1_5200



Date: 18.JUL.2023 11:17:46

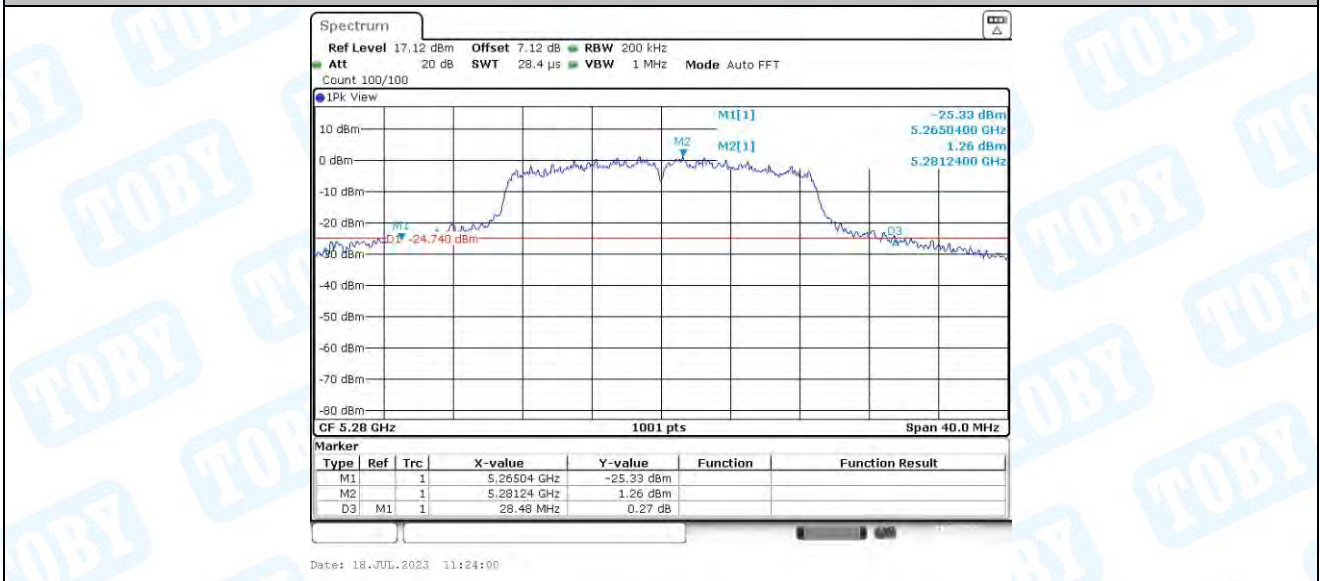
11N20SISO_Ant1_5240



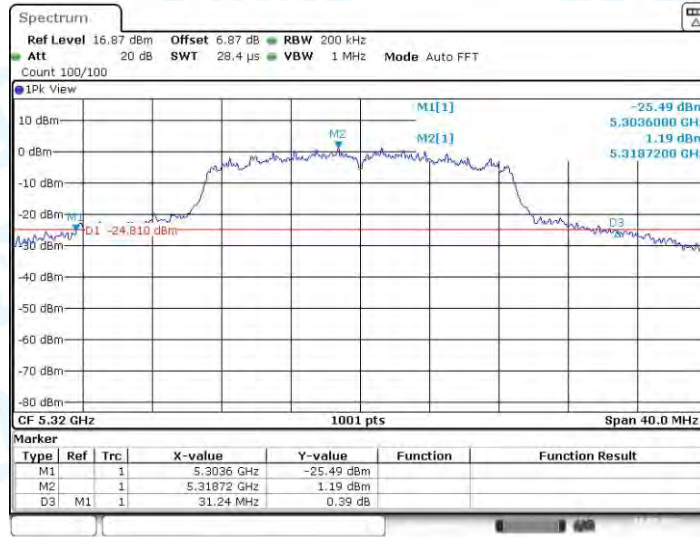
11N20SISO_Ant1_5260



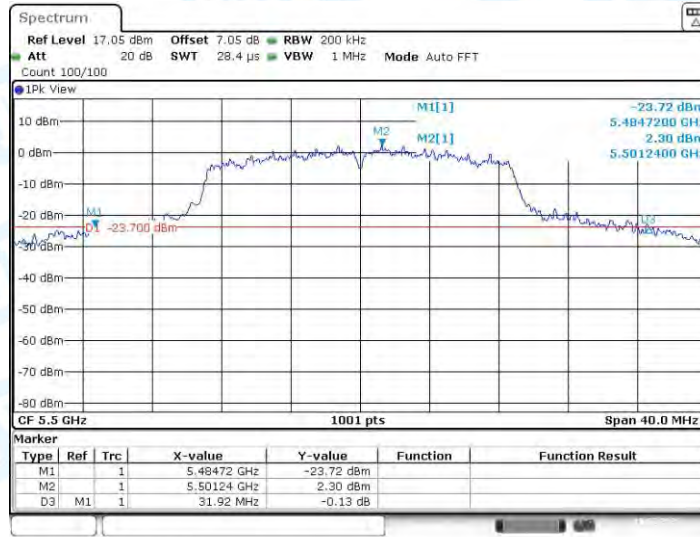
11N20SISO_Ant1_5280



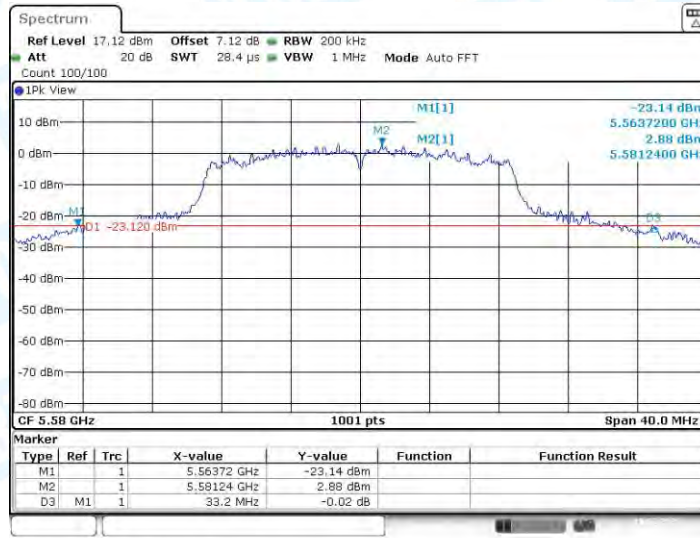
11N20SISO_Ant1_5320



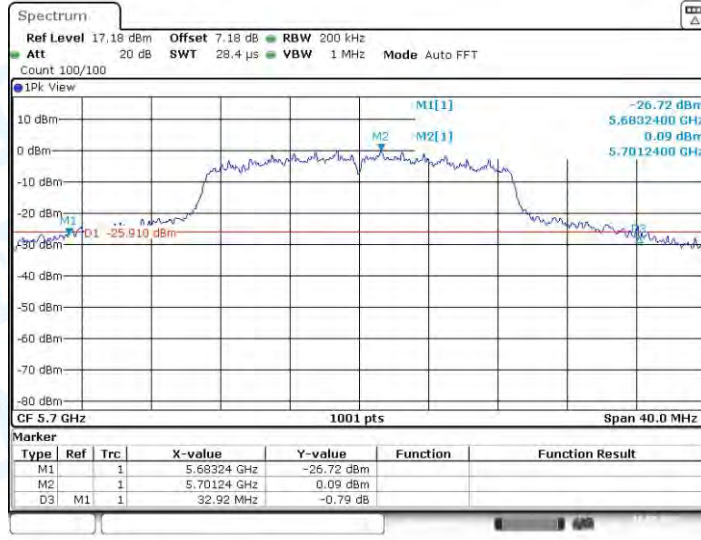
11N20SISO_Ant1_5500



11N20SISO_Ant1_5580

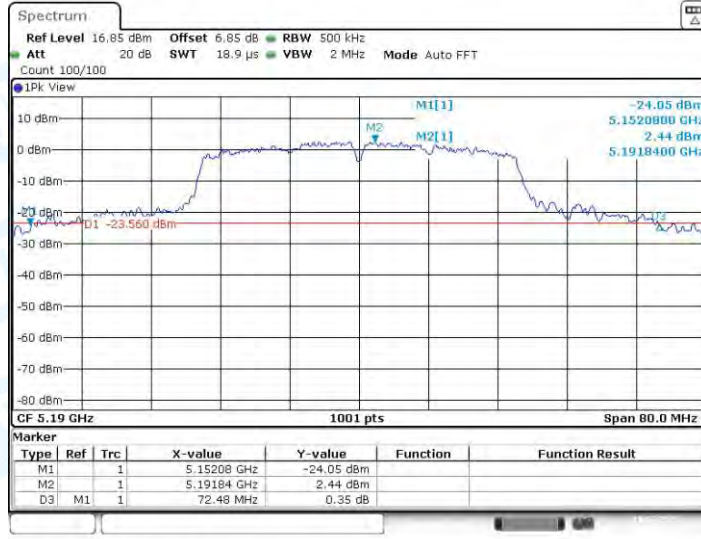


11N20SISO_Ant1_5700



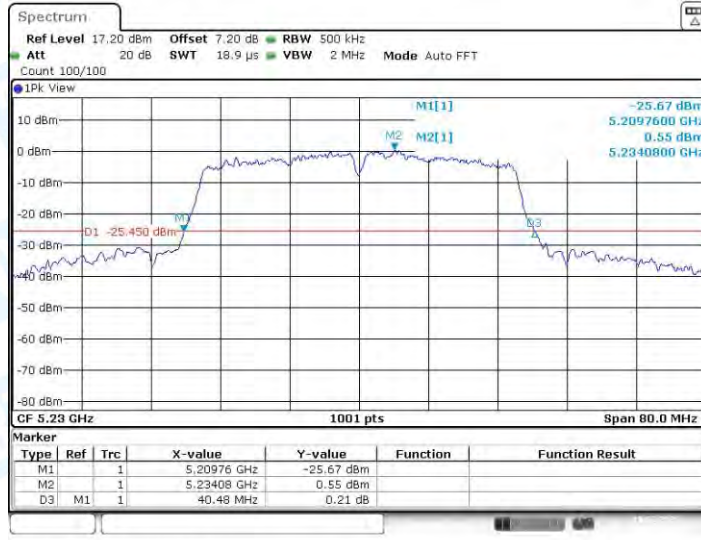
Date: 18.JUL.2023 11:35:20

11N40SISO_Ant1_5190



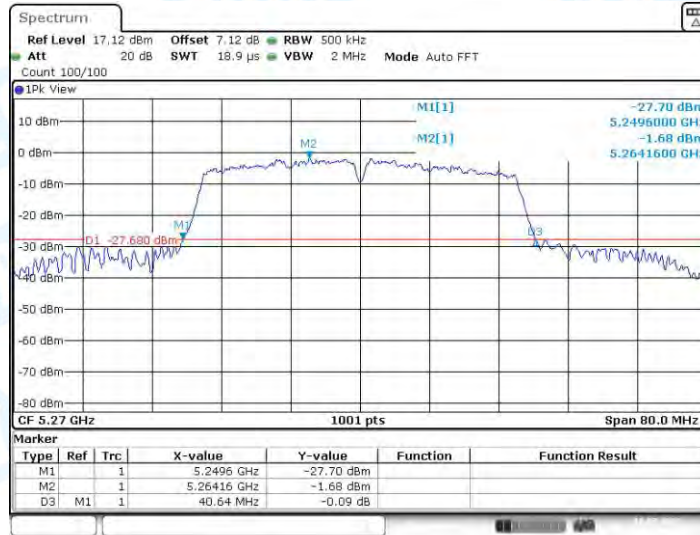
Date: 18.JUL.2023 11:49:15

11N40SISO_Ant1_5230



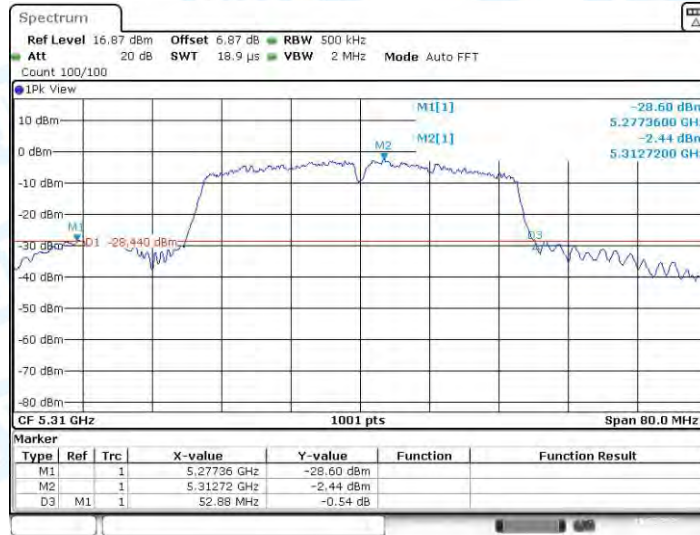
Date: 18.JUL.2023 12:37:26

11N40SISO_Ant1_5270



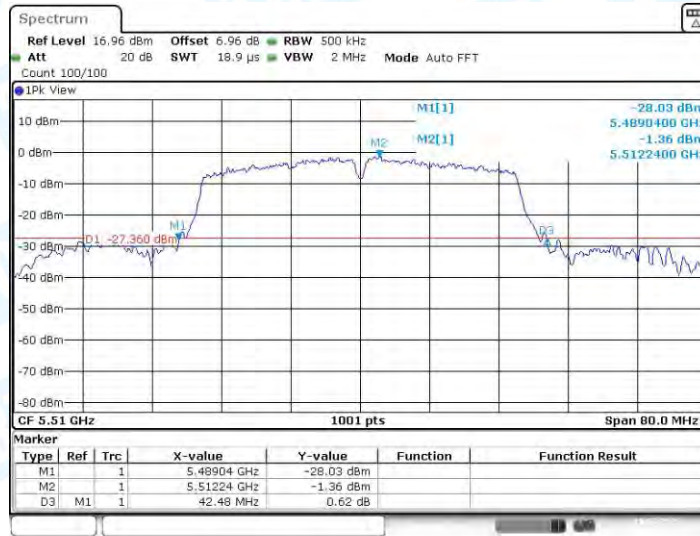
Date: 18.JUL.2023 13:46:19

11N40SISO_Ant1_5310



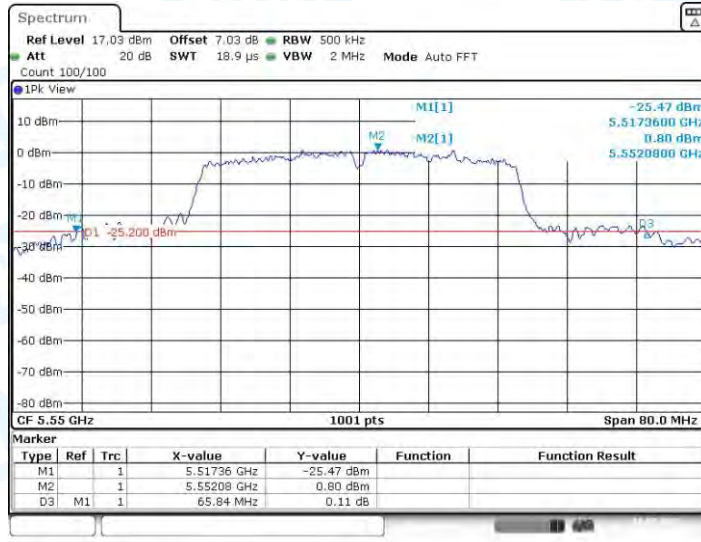
Date: 18.JUL.2023 13:48:18

11N40SISO_Ant1_5510



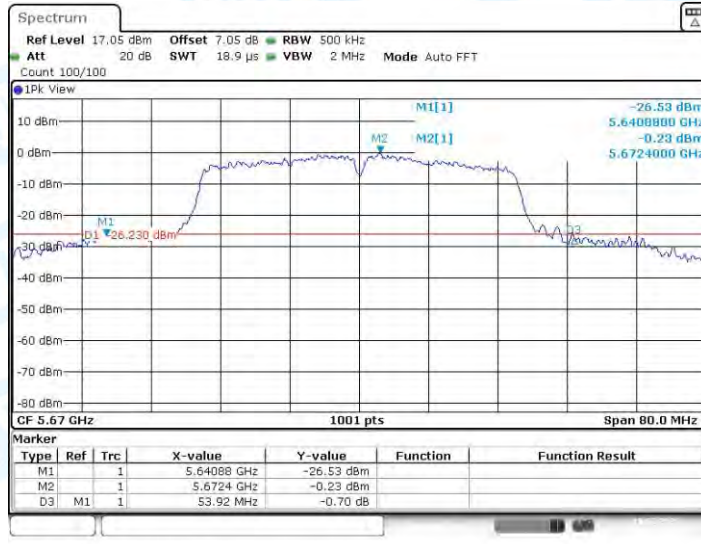
Date: 18.JUL.2023 13:51:41

11N40SISO_Ant1_5550



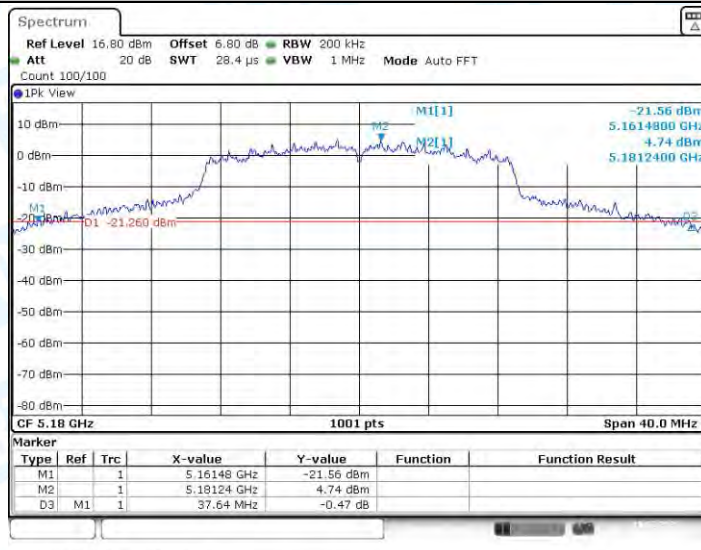
Date: 18.JUL.2023 13:55:13

11N40SISO_Ant1_5670



Date: 18.JUL.2023 13:58:21

11AC20SISO_Ant1_5180



Date: 18.JUL.2023 14:11:07

11AC20SISO_Ant1_5200



11AC20SISO_Ant1_5240



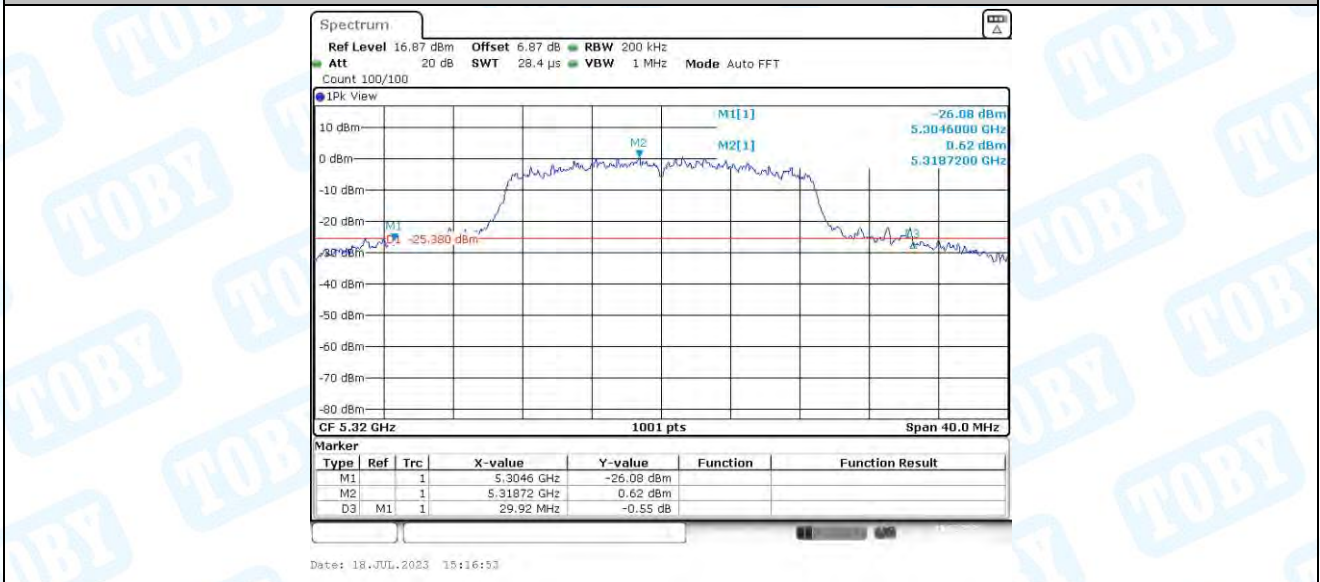
11AC20SISO_Ant1_5260



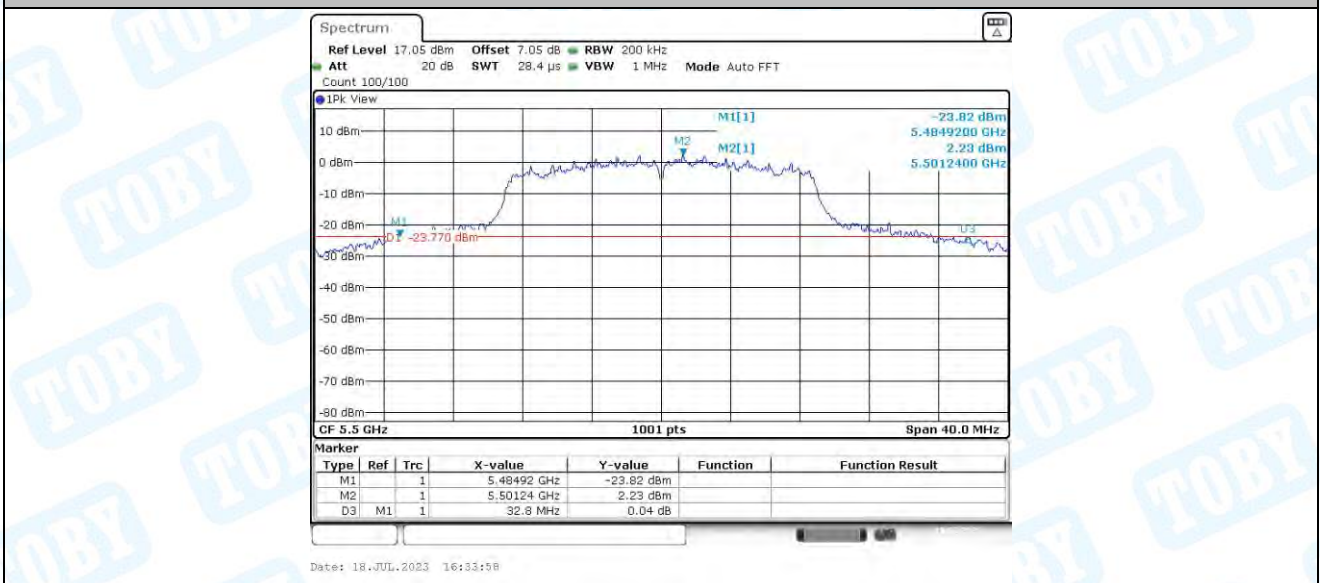
11AC20SISO_Ant1_5280



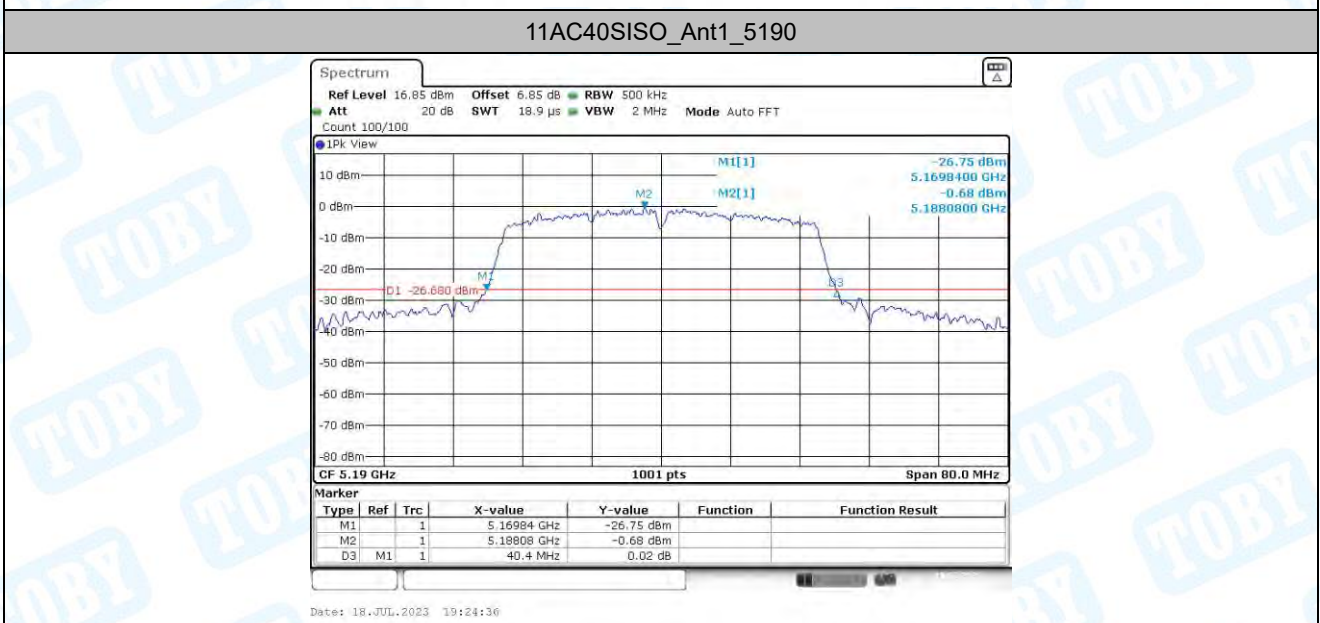
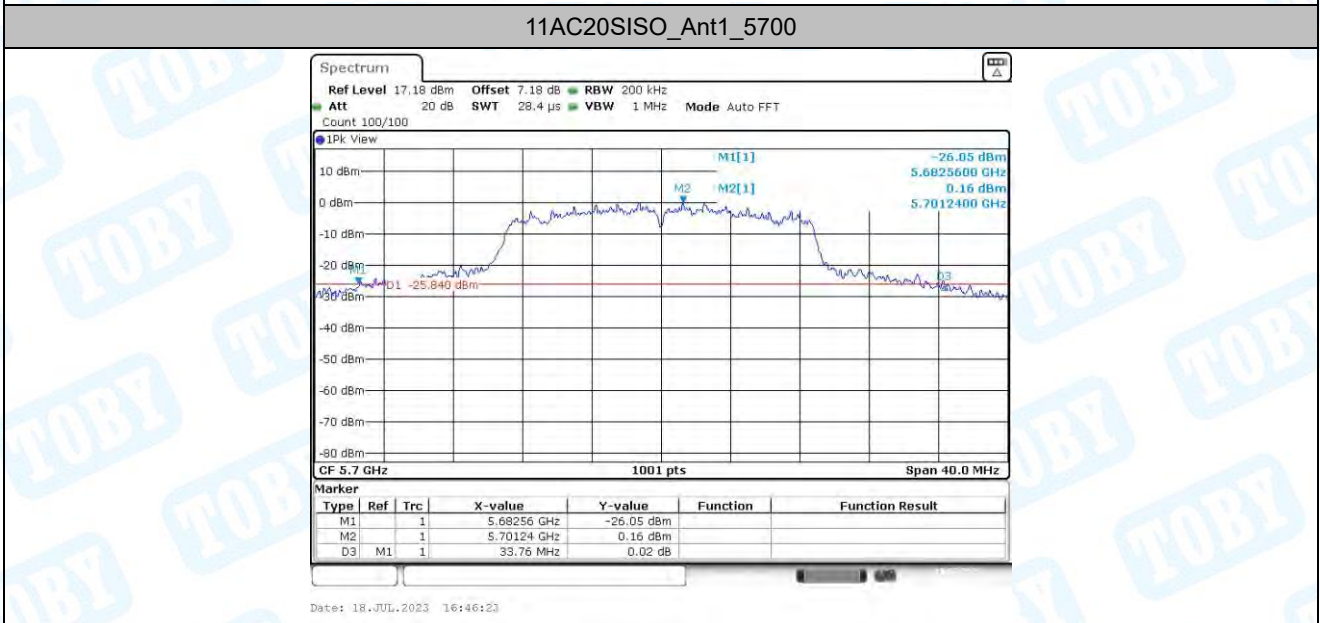
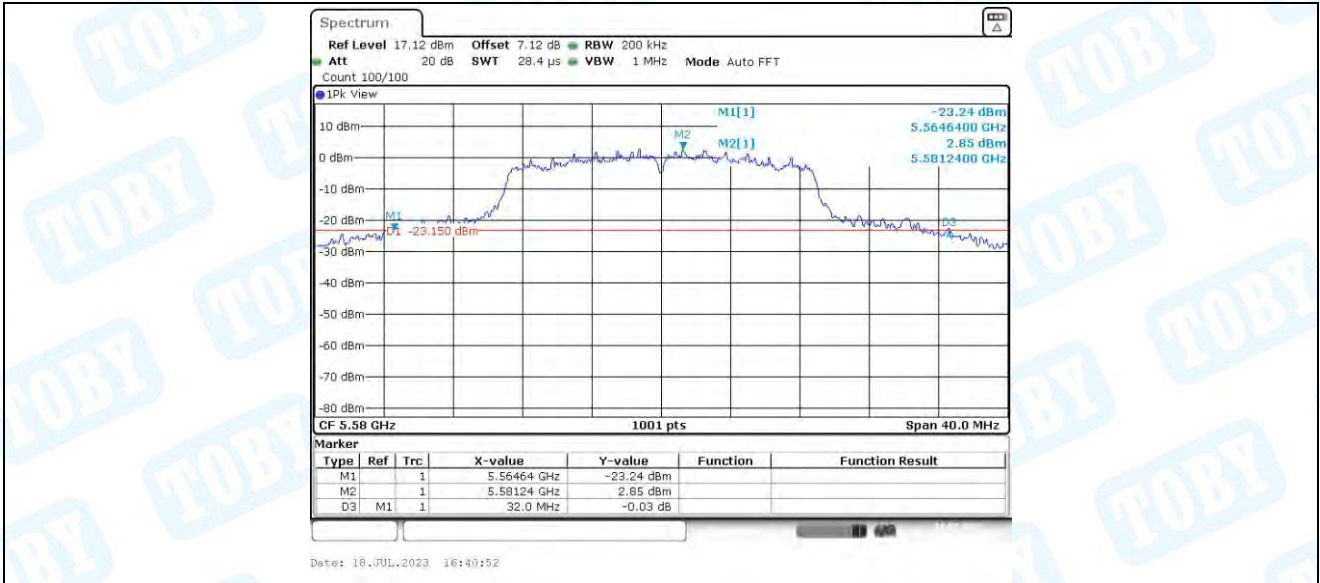
11AC20SISO_Ant1_5320

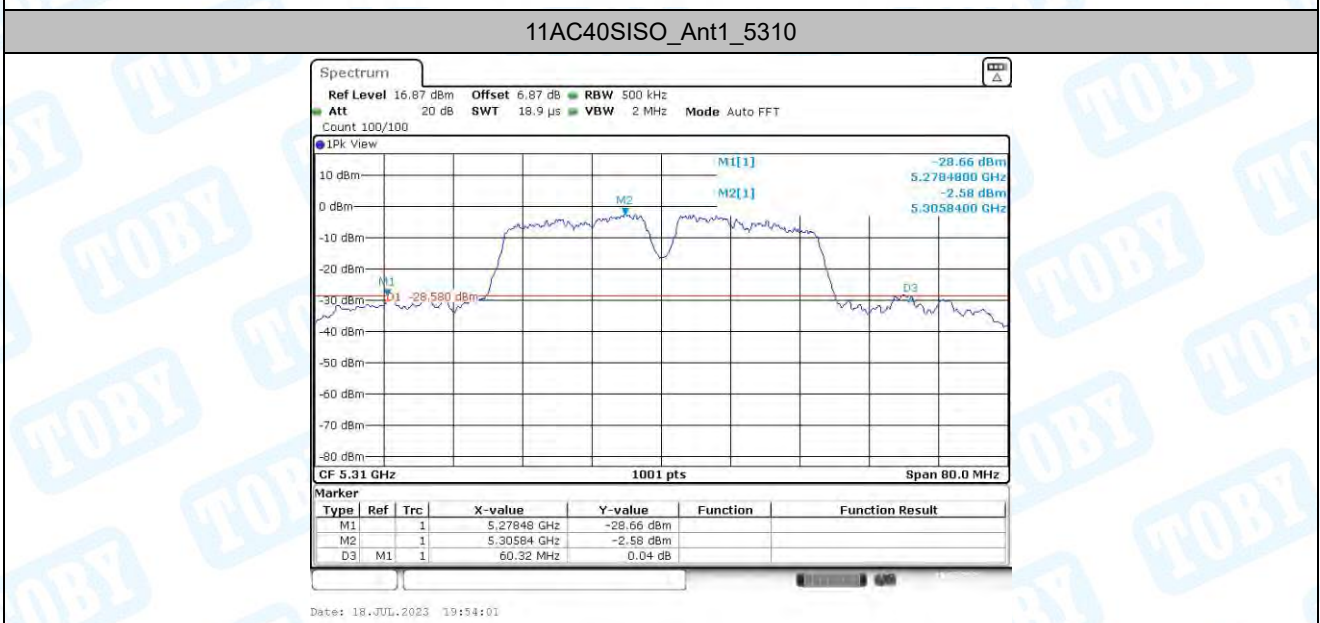
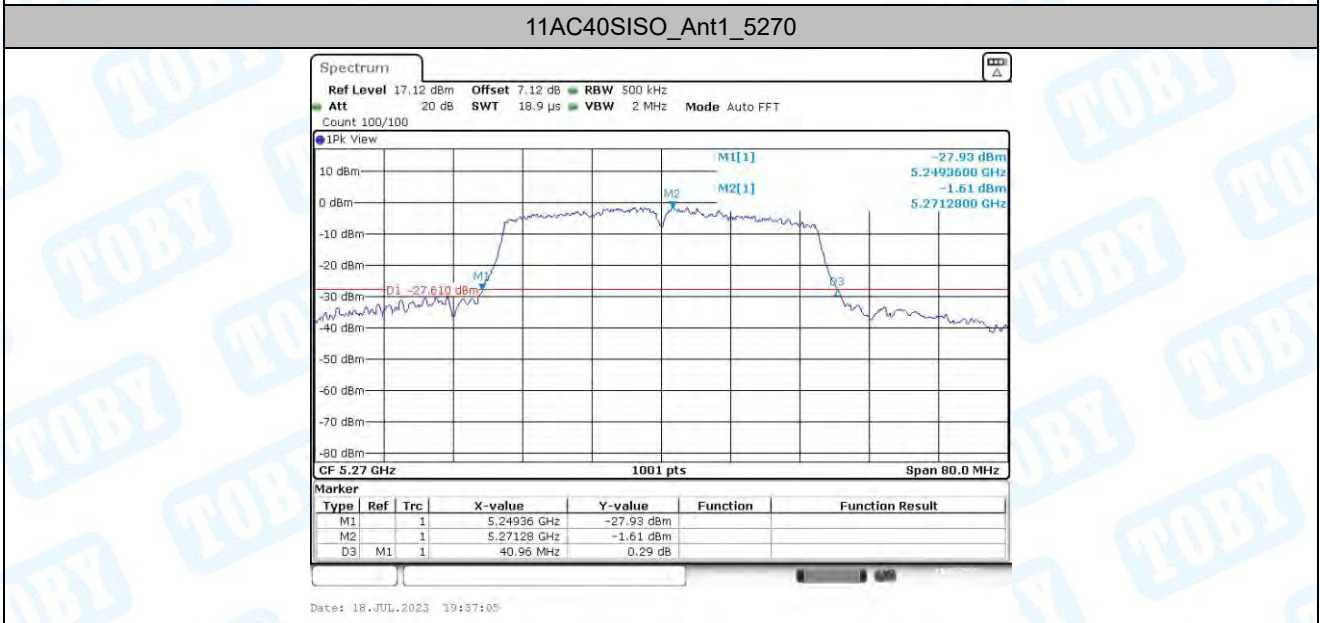


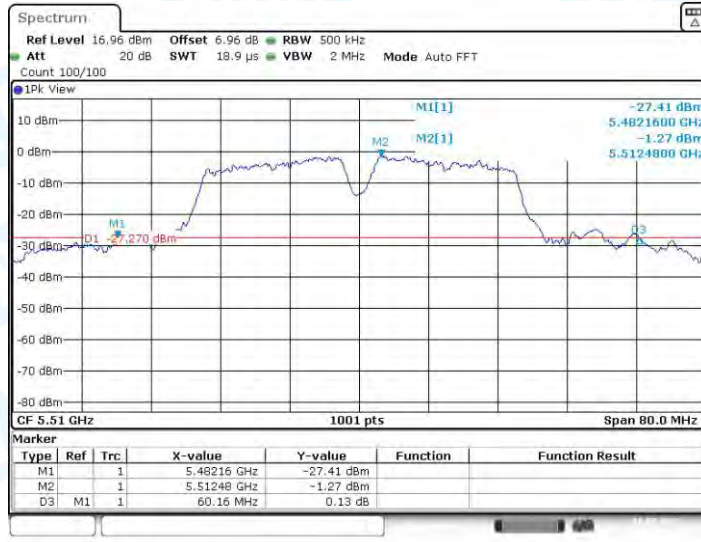
11AC20SISO_Ant1_5500



11AC20SISO_Ant1_5580

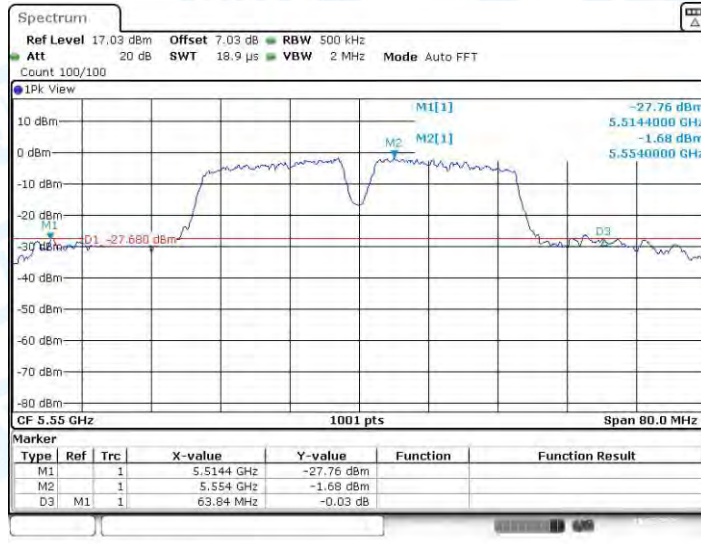






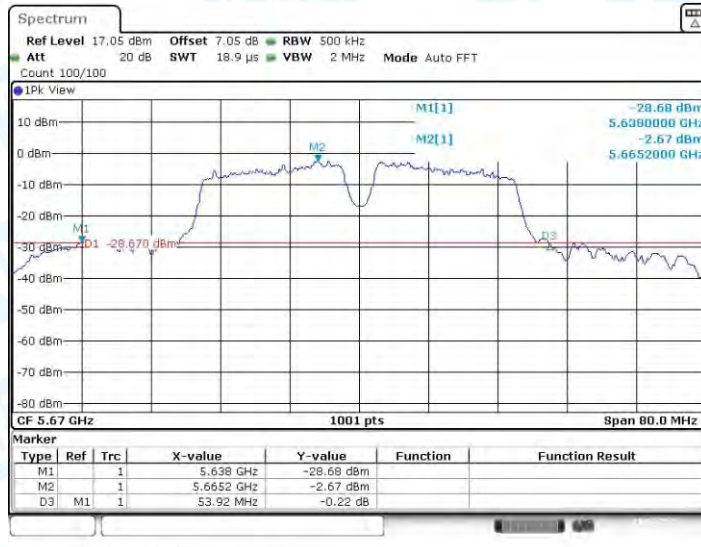
Date: 18.JUL.2023 20:09:52

11AC40SISO_Ant1_5550



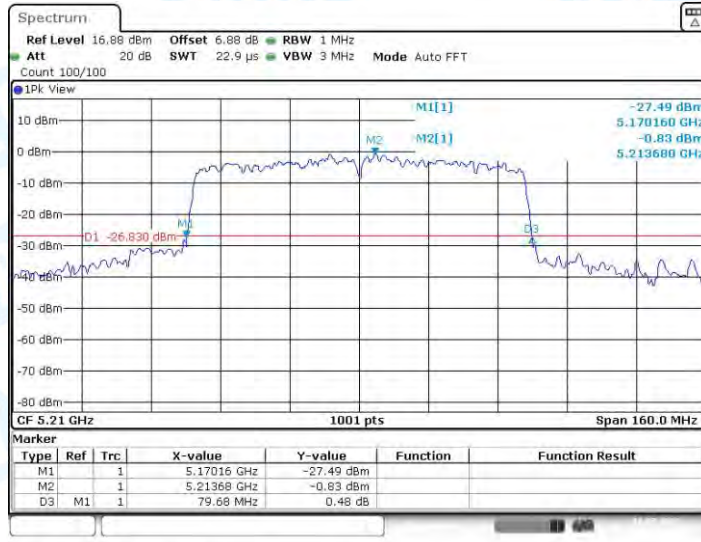
Date: 18.JUL.2023 20:07:46

11AC40SISO_Ant1_5670



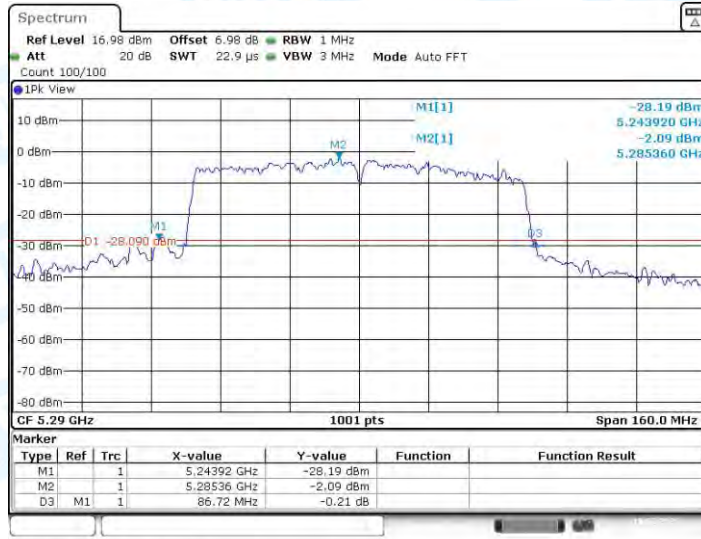
Date: 18.JUL.2023 20:13:45

11AC80SISO_Ant1_5210



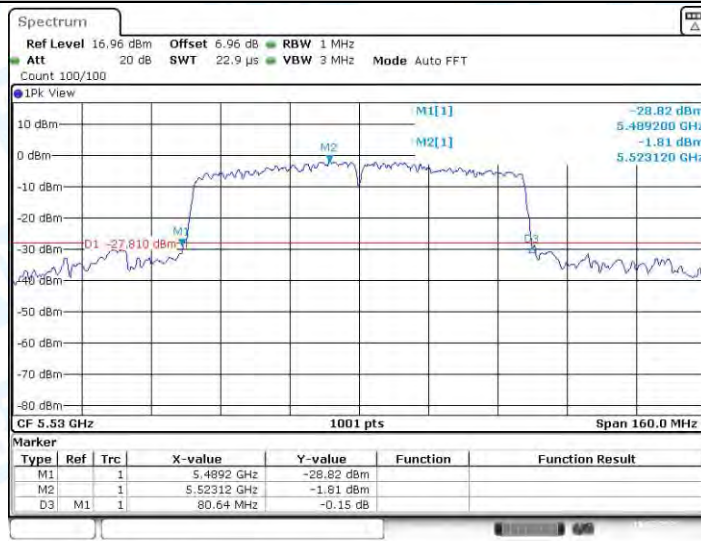
Date: 19.JUL.2023 08:36:41

11AC80SISO_Ant1_5290



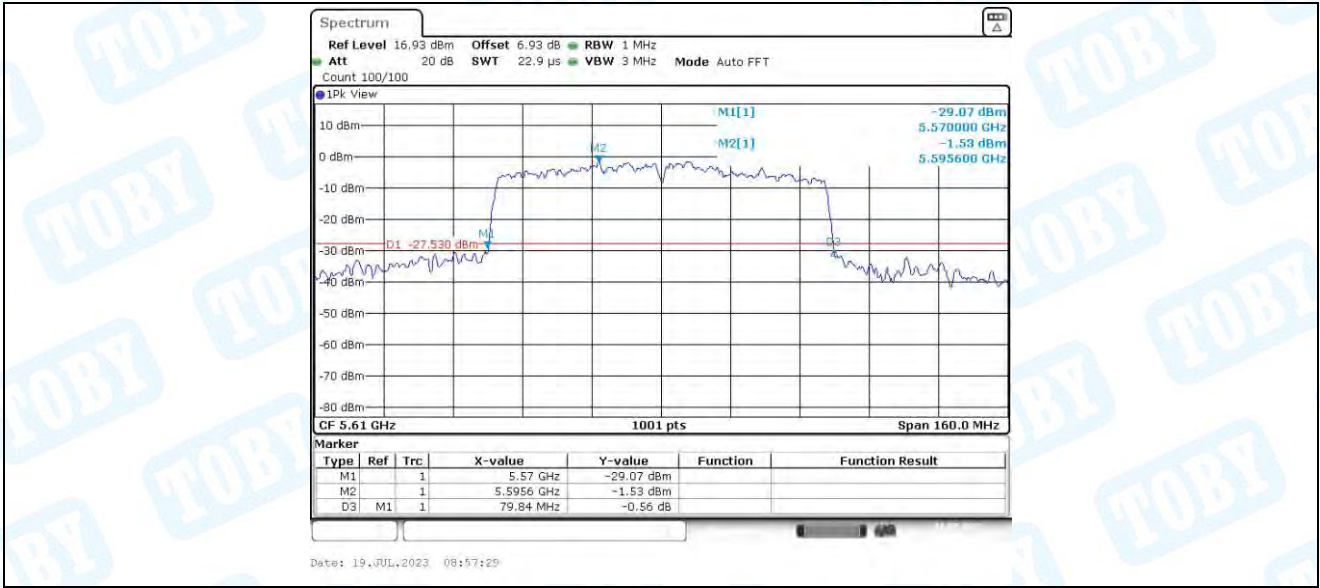
Date: 19.JUL.2023 08:43:46

11AC80SISO_Ant1_5530



Date: 19.JUL.2023 08:50:38

11AC80SISO_Ant1_5610



2. Occupied channel bandwidth

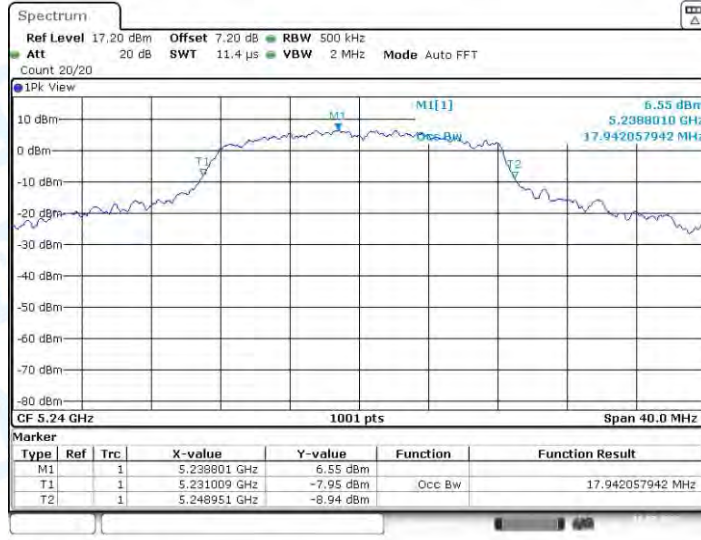
2.1. Test Result

TestMode	Antenna	Channel	OCB [MHz]	FL[MHz]	FH[MHz]	Limit[MHz]	Verdict
11A	Ant1	5180	17.862	5171.2088	5189.0709	---	---
		5200	18.102	5190.8492	5208.9510	---	---
		5240	17.942	5231.0090	5248.9510	---	---
		5260	18.422	5250.3297	5268.7512	---	---
		5280	19.62	5269.2907	5288.9111	---	---
		5320	18.941	5310.4496	5329.3906	---	---
		5500	19.221	5490.9690	5510.1898	---	---
		5580	18.581	5570.9291	5589.5105	---	---
		5700	18.941	5690.5295	5709.4705	---	---
		5745	18.541	5735.8092	5754.3506	---	---
		5785	18.142	5775.9690	5794.1109	---	---
5825	18.142	5816.1289	5834.2707	---	---		
11N20SISO	Ant1	5180	18.342	5170.8492	5189.1908	---	---
		5200	18.501	5190.7692	5209.2707	---	---
		5240	18.781	5230.4895	5249.2707	---	---
		5260	18.541	5250.5295	5269.0709	---	---
		5280	19.021	5270.2098	5289.2308	---	---
		5320	20.14	5309.4905	5329.6304	---	---
		5500	20.38	5489.9700	5510.3497	---	---
		5580	19.381	5570.1698	5589.5504	---	---
		5700	20.18	5689.5305	5709.7103	---	---
		5745	19.301	5735.0899	5754.3906	---	---
		5785	18.861	5775.6494	5794.5105	---	---
5825	19.261	5815.6494	5834.9101	---	---		
11N40SISO	Ant1	5190	37.882	5170.7393	5208.6214	---	---
		5230	36.124	5211.8581	5247.9820	---	---
		5270	36.444	5251.4585	5287.9021	---	---
		5310	36.284	5291.6983	5327.9820	---	---
		5510	36.044	5492.0180	5528.0619	---	---
		5550	37.083	5531.6983	5568.7812	---	---
		5670	36.683	5651.3786	5688.0619	---	---
		5755	39.321	5734.7003	5774.0210	---	---
5795	38.761	5775.7393	5814.5005	---	---		
11AC20SISO	Ant1	5180	23.776	5168.4915	5192.2677	---	---
		5200	18.741	5190.6494	5209.3906	---	---
		5240	18.342	5230.8092	5249.1508	---	---
		5260	18.861	5250.2897	5269.1508	---	---
		5280	18.661	5270.5295	5289.1908	---	---
		5320	19.221	5310.0899	5329.3107	---	---
		5500	20.18	5490.4096	5510.5894	---	---

		5580	19.061	5570.5694	5589.6304	---	---
		5700	20.899	5689.9301	5710.8292	---	---
		5745	18.901	5735.5295	5754.4306	---	---
		5785	19.101	5775.4895	5794.5904	---	---
		5825	19.5	5815.7293	5835.2298	---	---
11AC40SISO	Ant1	5190	36.204	5172.0180	5208.2218	---	---
		5230	36.124	5211.8581	5247.9820	---	---
		5270	36.284	5251.5385	5287.8222	---	---
		5310	36.603	5291.6184	5328.2218	---	---
		5510	37.003	5491.5385	5528.5415	---	---
		5550	36.683	5531.6983	5568.3816	---	---
		5670	36.763	5651.4585	5688.2218	---	---
		5755	36.523	5736.6184	5773.1419	---	---
11AC80SISO	Ant1	5210	75.445	5172.2777	5247.7223	---	---
		5290	75.924	5251.6384	5327.5624	---	---
		5530	75.764	5491.9580	5567.7223	---	---
		5610	75.285	5572.4376	5647.7223	---	---
		5775	75.445	5737.4376	5812.8821	---	---

2.2. Test Graphs





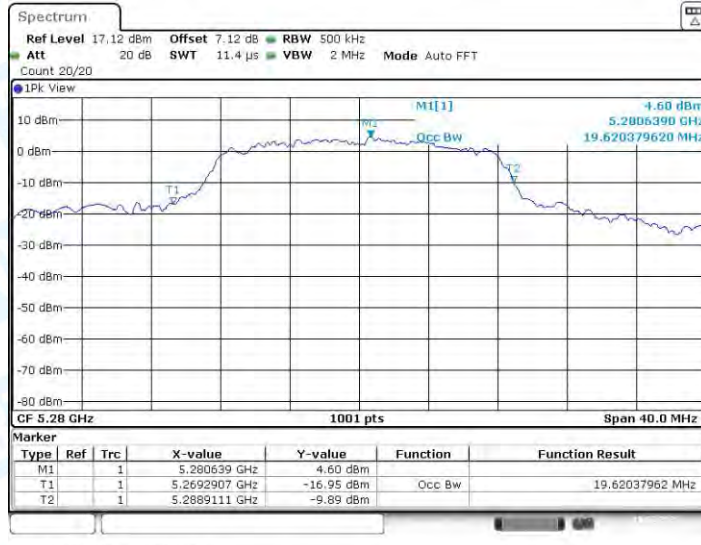
Date: 18 JUL 2023 10:42:07

11A_Ant1_5260



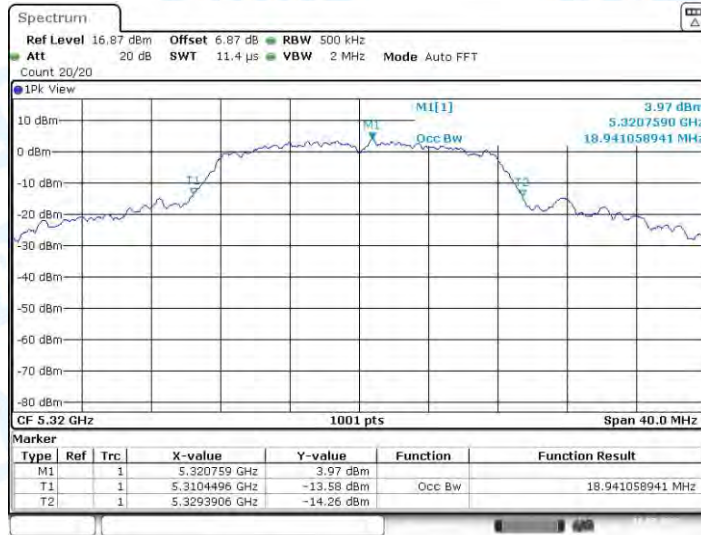
Date: 18 JUL 2023 10:44:33

11A_Ant1_5280



Date: 18 JUL 2023 10:47:37

11A_Ant1_5320



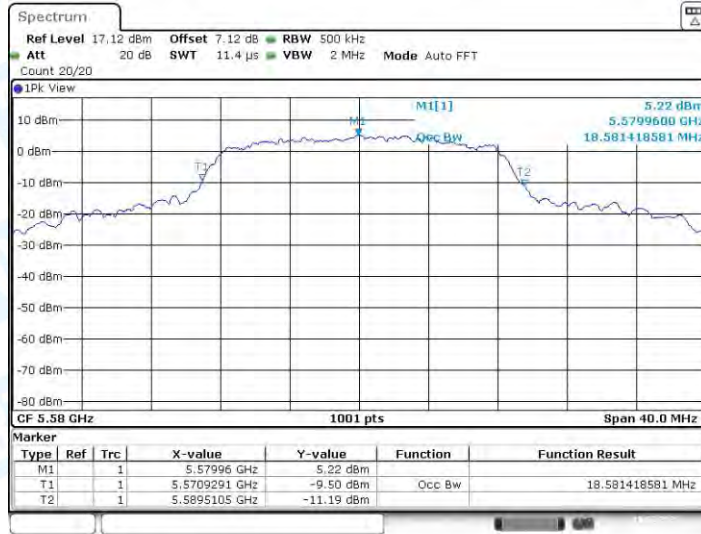
Date: 18.JUL.2023 10:52:42

11A_Ant1_5500



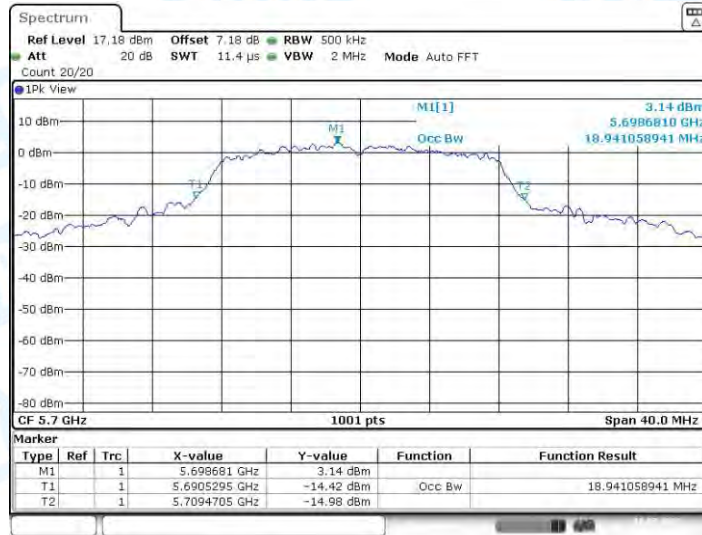
Date: 18.JUL.2023 10:56:08

11A_Ant1_5580



Date: 18.JUL.2023 10:59:36

11A_Ant1_5700



Date: 18.JUL.2023 11:01:39

11A_Ant1_5745



Date: 18.JUL.2023 11:05:08

11A_Ant1_5785

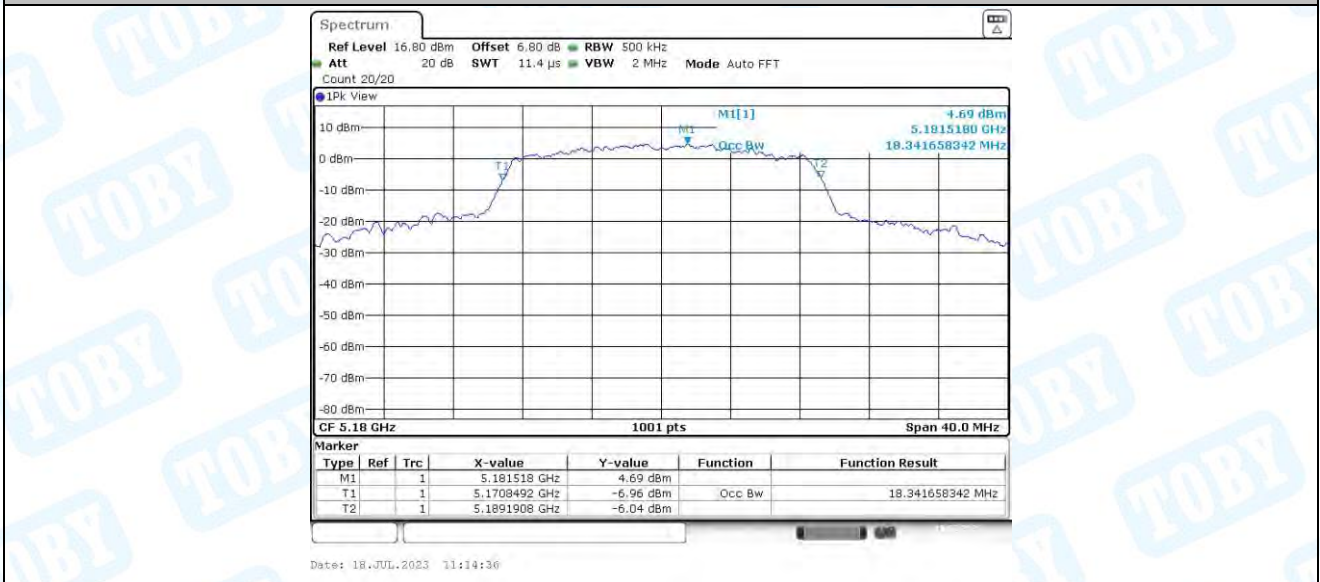


Date: 18.JUL.2023 11:08:41

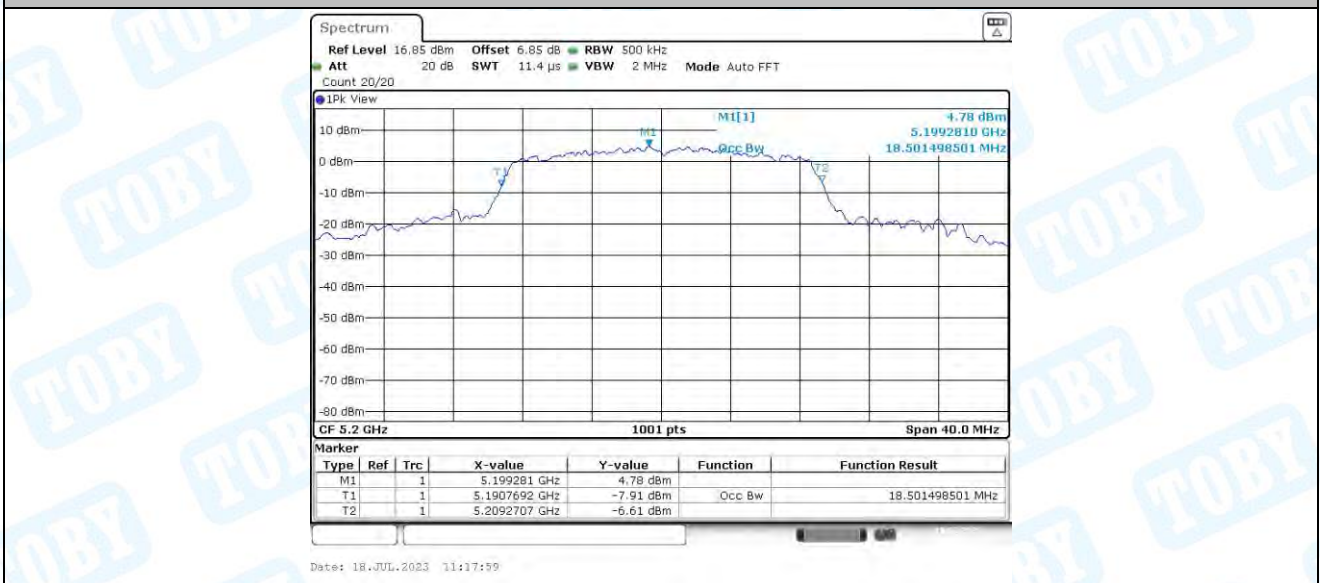
11A_Ant1_5825



11N20SISO_Ant1_5180



11N20SISO_Ant1_5200



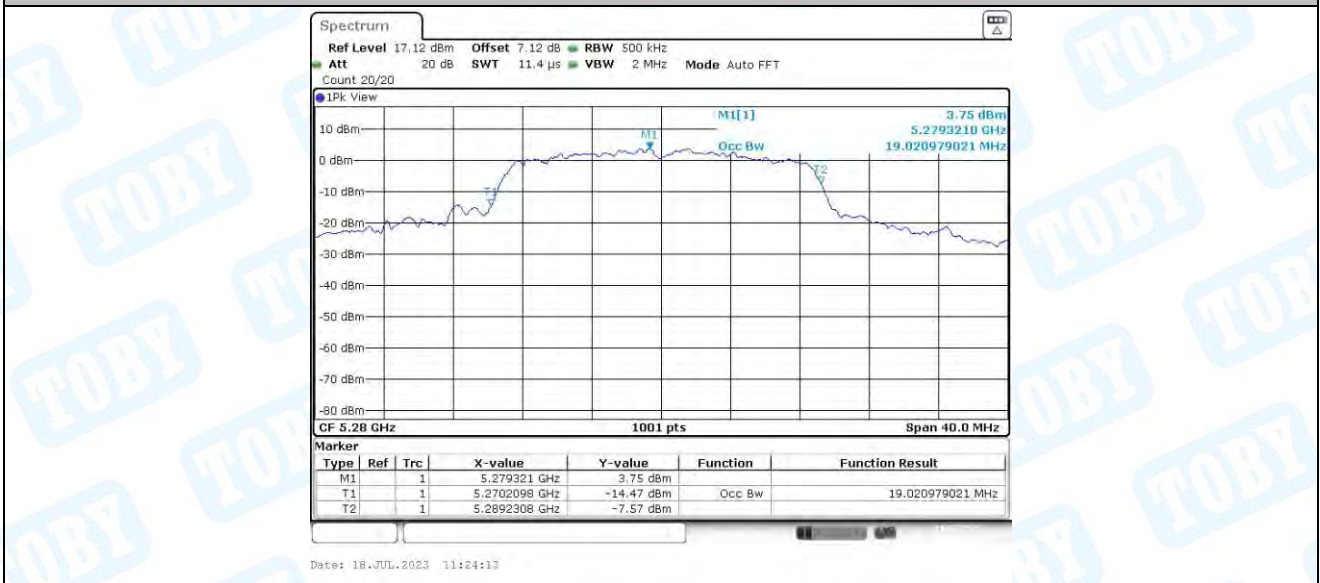
11N20SISO_Ant1_5240



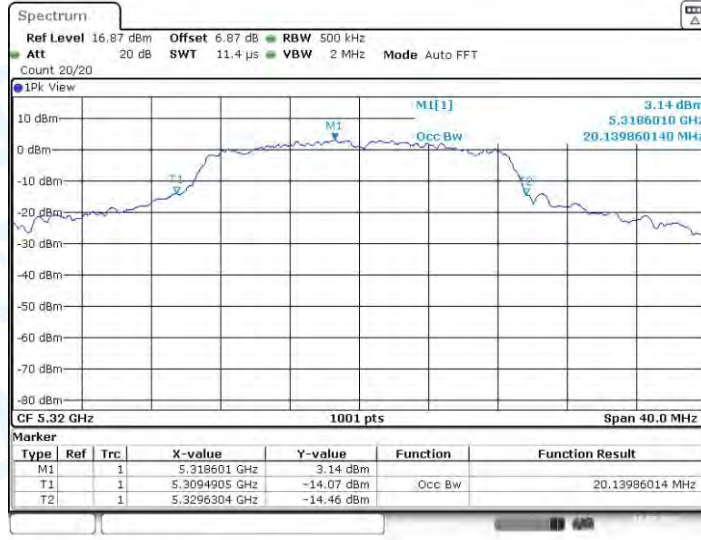
11N20SISO_Ant1_5260



11N20SISO_Ant1_5280



11N20SISO_Ant1_5320



Date: 18.JUL.2023 11:26:23

11N20SISO_Ant1_5500



Date: 18.JUL.2023 11:29:47

11N20SISO_Ant1_5580



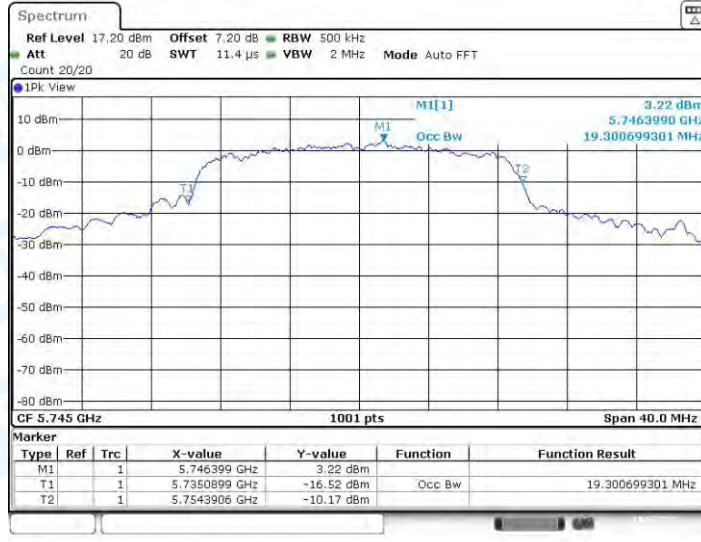
Date: 18.JUL.2023 11:33:24

11N20SISO_Ant1_5700



Date: 18.JUL.2023 11:35:33

11N20SISO_Ant1_5745



Date: 18.JUL.2023 11:40:06

11N20SISO_Ant1_5785

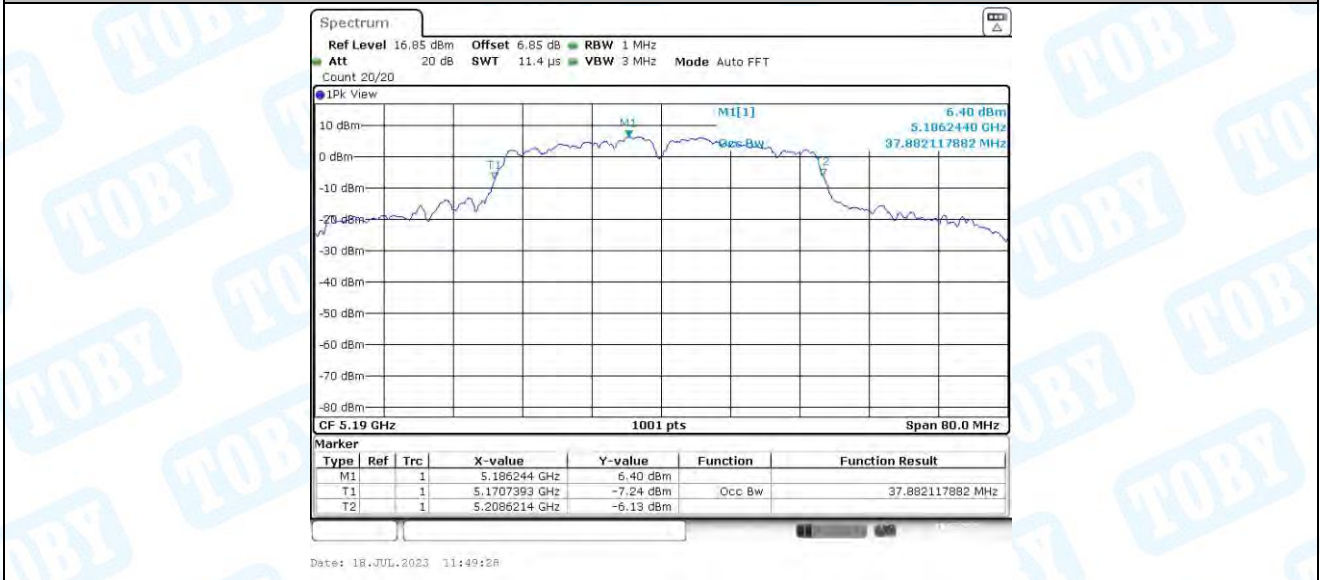


Date: 18.JUL.2023 11:43:32

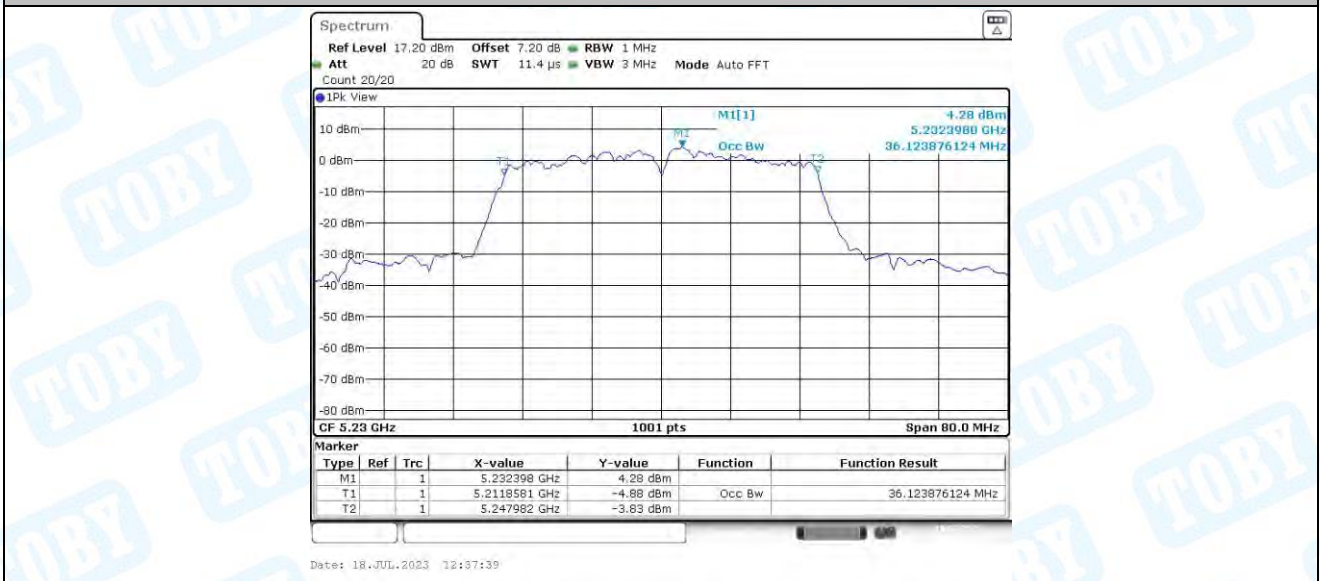
11N20SISO_Ant1_5825



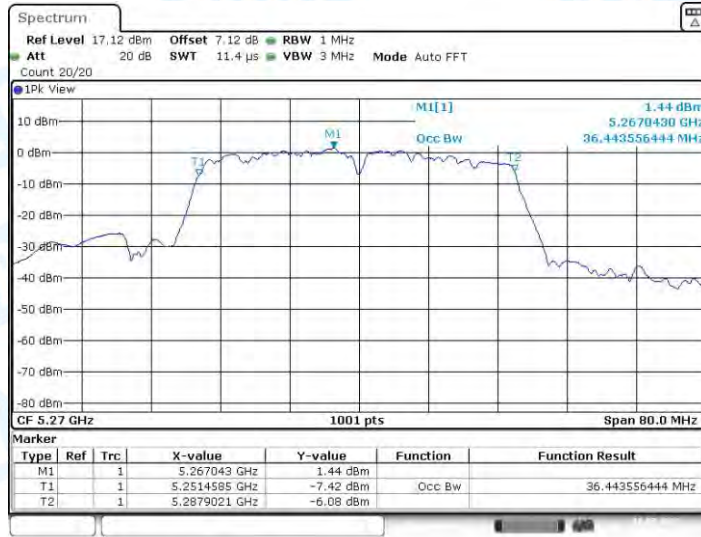
11N40SISO_Ant1_5190



11N40SISO_Ant1_5230

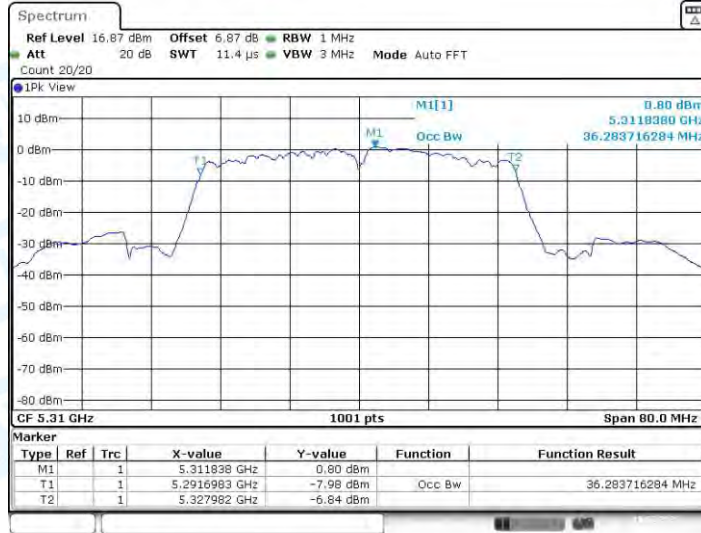


11N40SISO_Ant1_5270



Date: 18.JUL.2023 13:46:32

11N40SISO_Ant1_5310



Date: 18.JUL.2023 13:48:31

11N40SISO_Ant1_5510

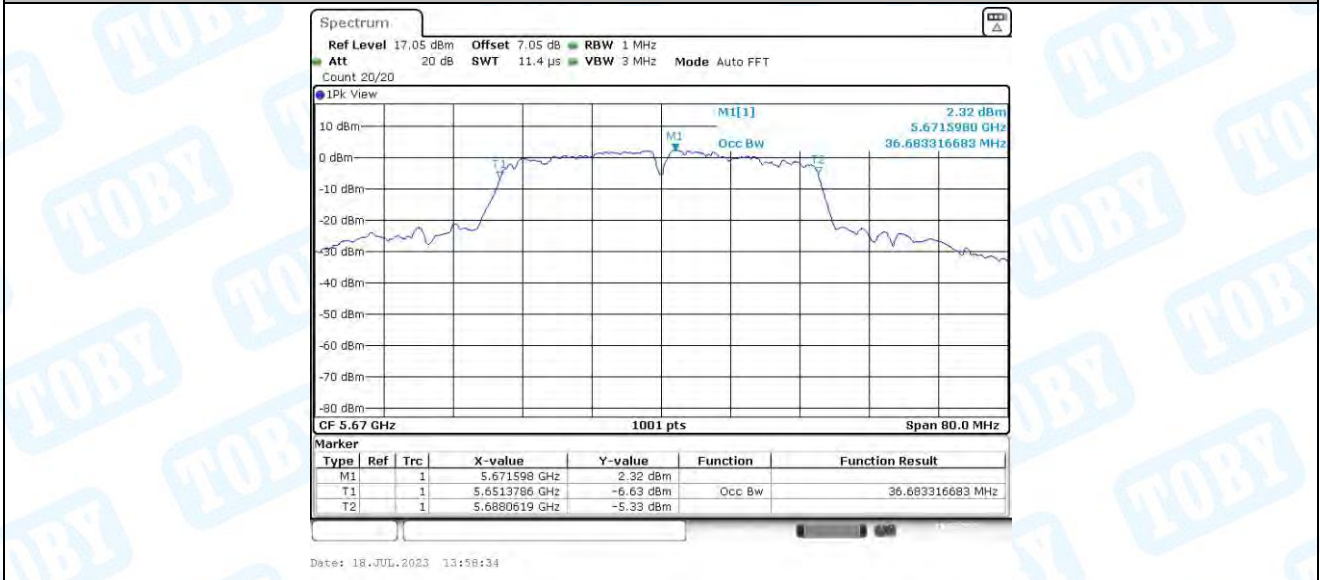


Date: 18.JUL.2023 13:51:54

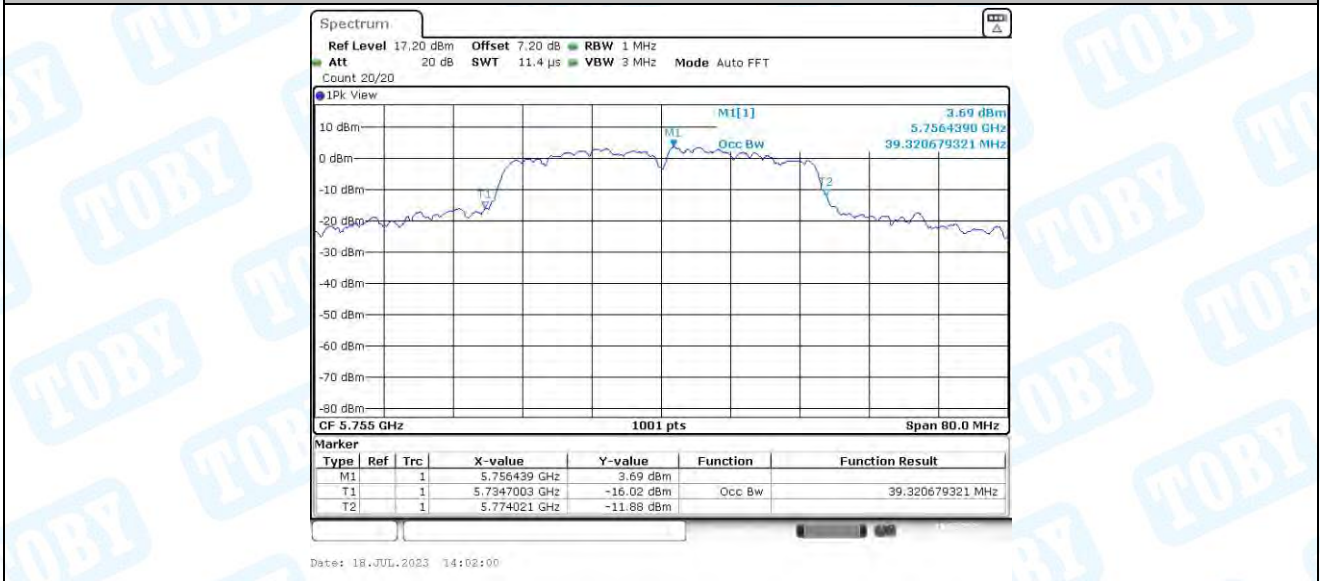
11N40SISO_Ant1_5550



11N40SISO_Ant1_5670



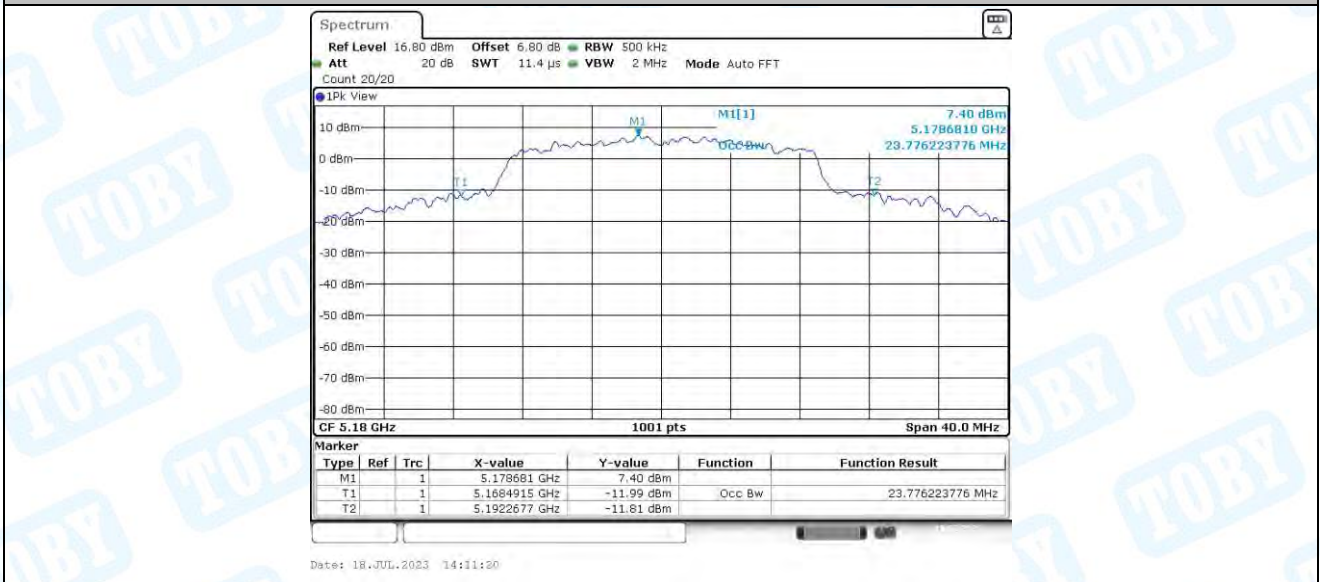
11N40SISO_Ant1_5755



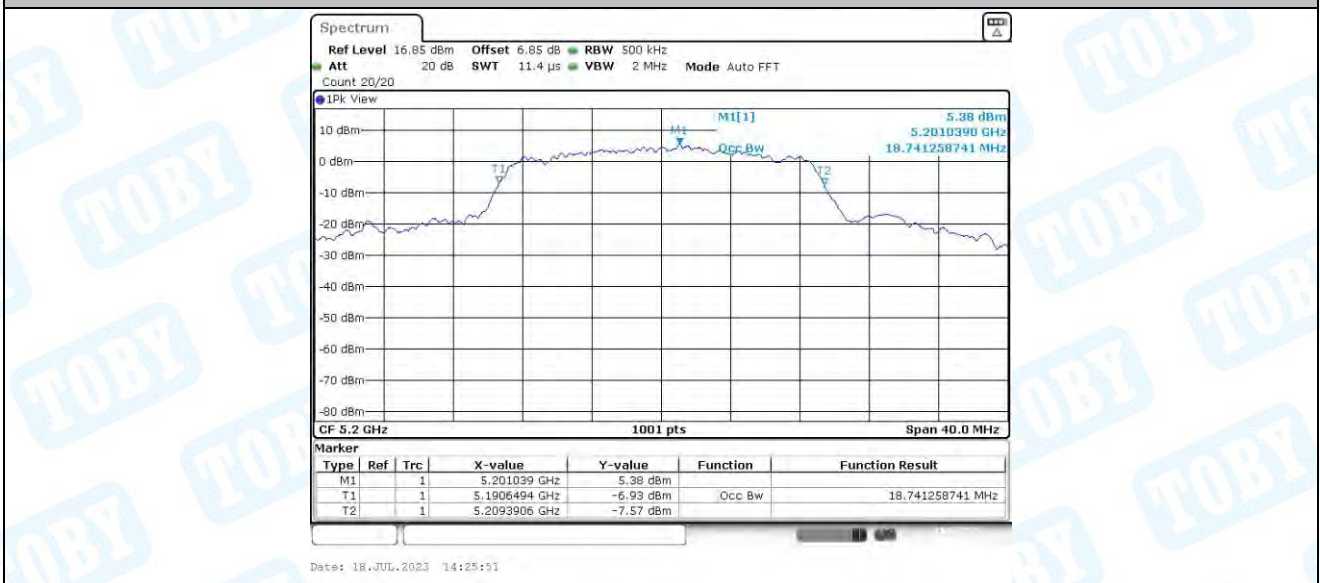
11N40SISO_Ant1_5795



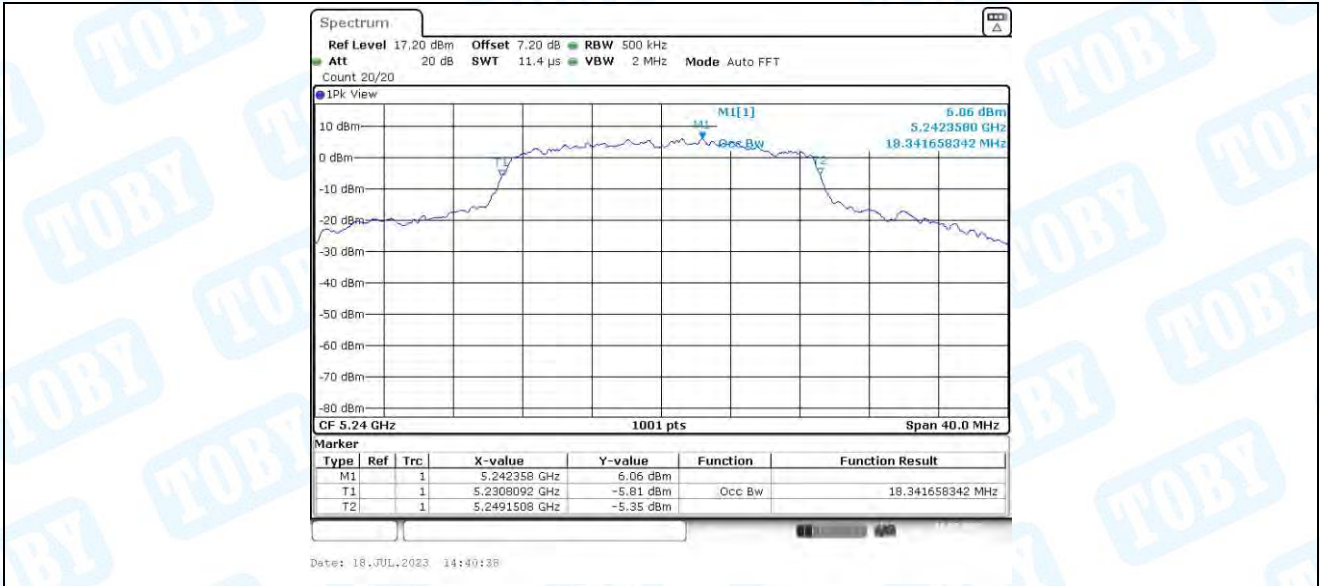
11AC20SISO_Ant1_5180



11AC20SISO_Ant1_5200



11AC20SISO_Ant1_5240



11AC20SISO_Ant1_5260



11AC20SISO_Ant1_5280

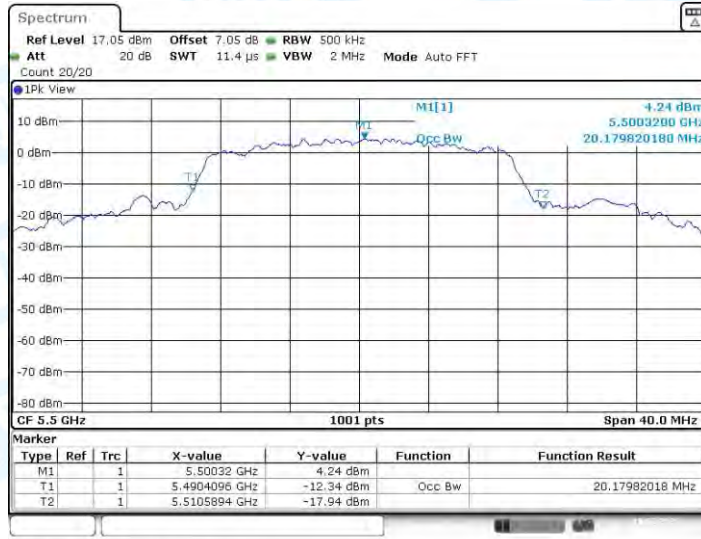


11AC20SISO_Ant1_5320



Date: 18.JUL.2023 15:17:07

11AC20SISO_Ant1_5500



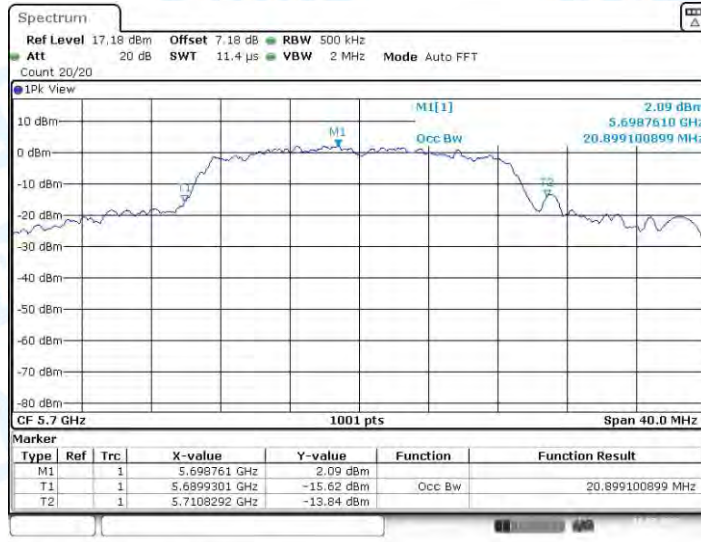
Date: 18.JUL.2023 16:54:11

11AC20SISO_Ant1_5580



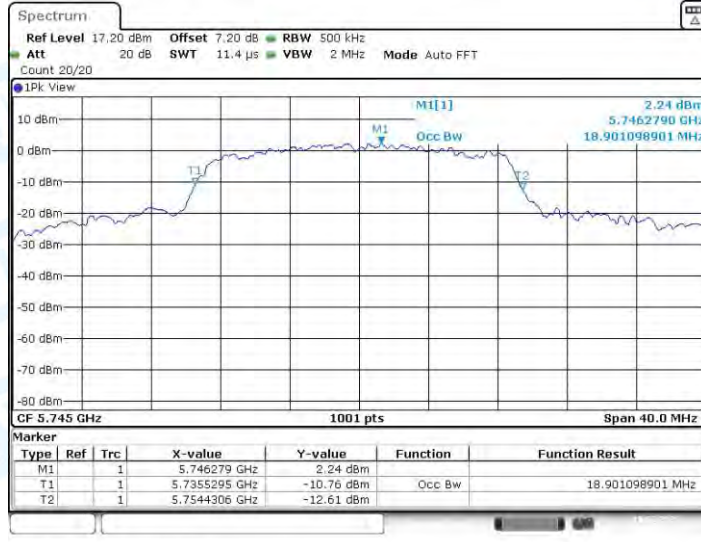
Date: 18.JUL.2023 16:41:05

11AC20SISO_Ant1_5700



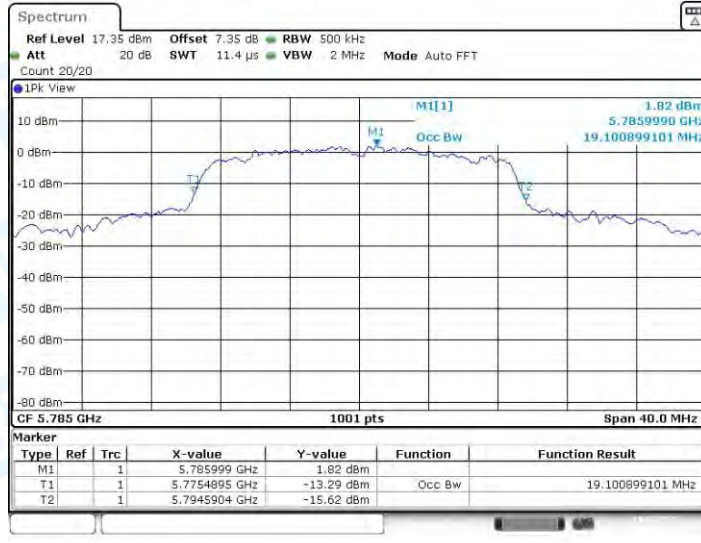
Date: 18 JUL 2023 16:46:36

11AC20SISO_Ant1_5745



Date: 18 JUL 2023 17:17:35

11AC20SISO_Ant1_5785

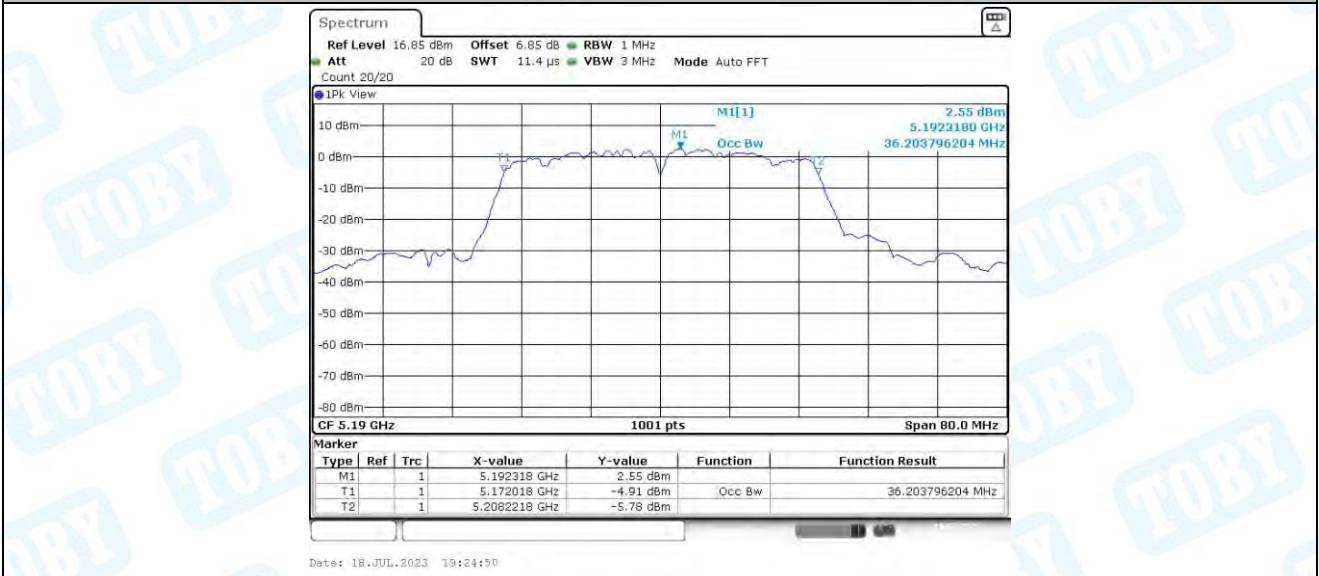


Date: 18 JUL 2023 17:24:28

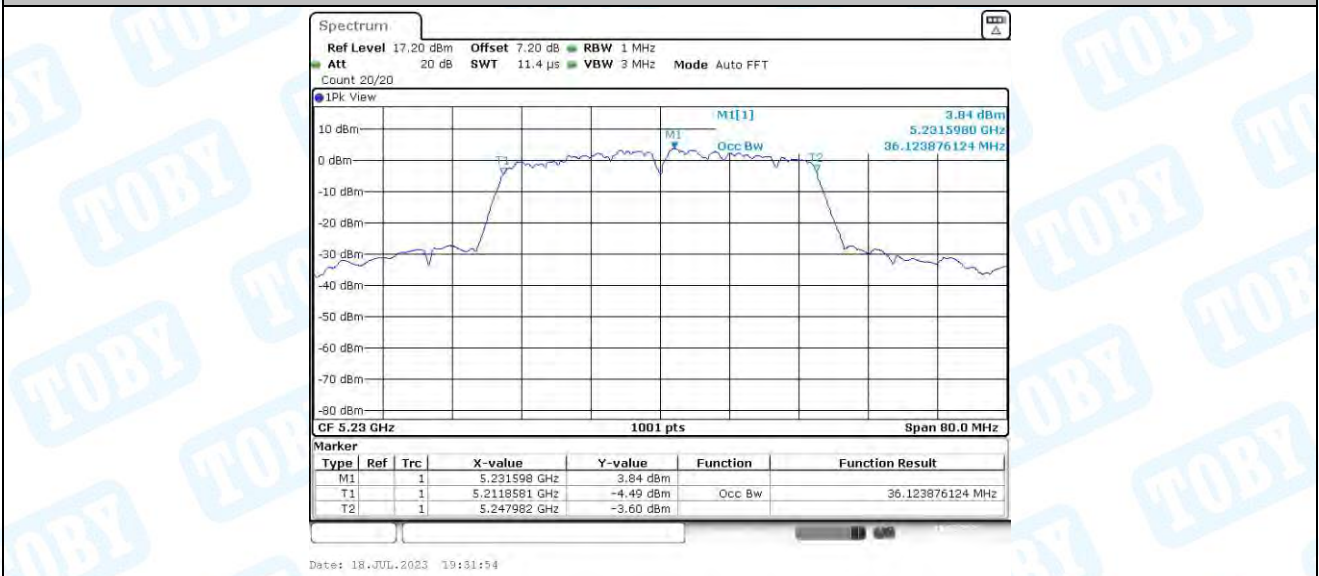
11AC20SISO_Ant1_5825



11AC40SISO_Ant1_5190



11AC40SISO_Ant1_5230

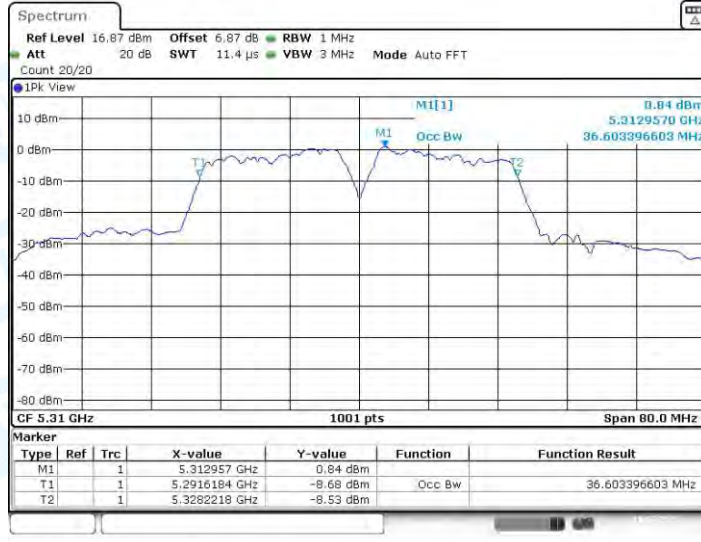


11AC40SISO_Ant1_5270



Date: 18.JUL.2023 19:37:18

11AC40SISO_Ant1_5310



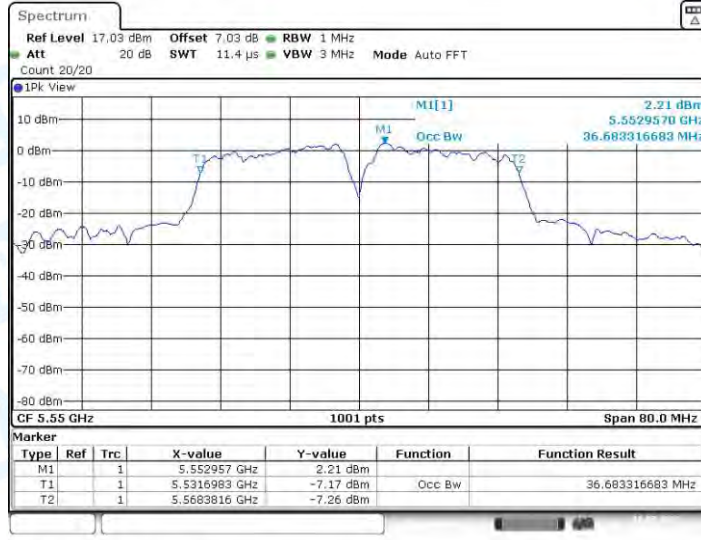
Date: 18.JUL.2023 19:54:14

11AC40SISO_Ant1_5510



Date: 18.JUL.2023 20:01:06

11AC40SISO_Ant1_5550



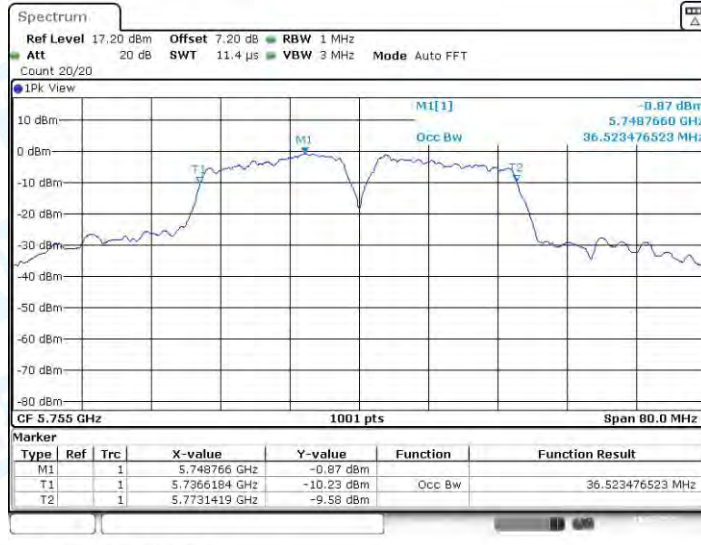
Date: 18.JUL.2023 20:07:59

11AC40SISO_Ant1_5670



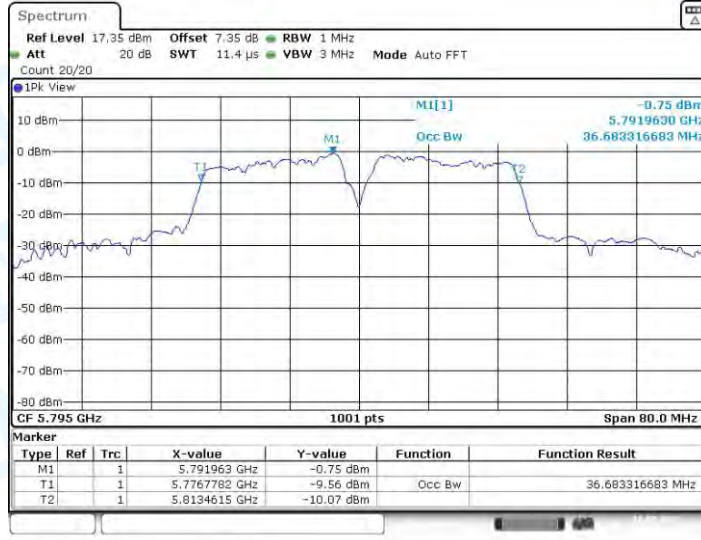
Date: 18.JUL.2023 20:13:58

11AC40SISO_Ant1_5755



Date: 18.JUL.2023 20:20:54

11AC40SISO_Ant1_5795



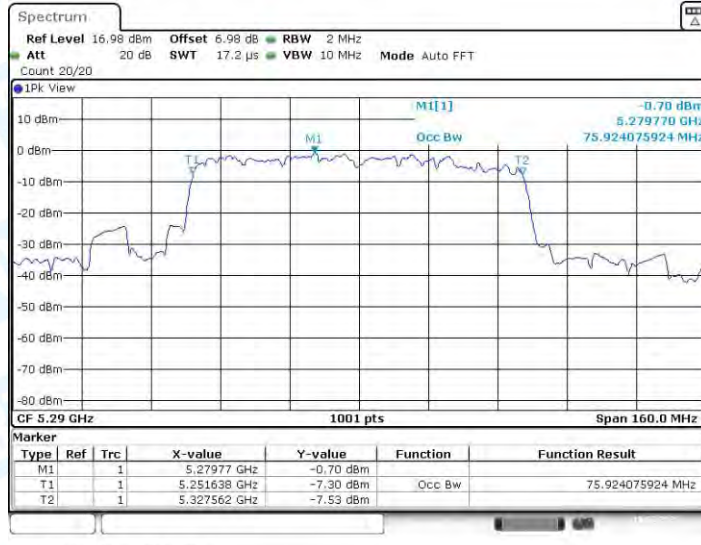
Date: 18 JUL 2023 20:27:56

11AC80SISO_Ant1_5210



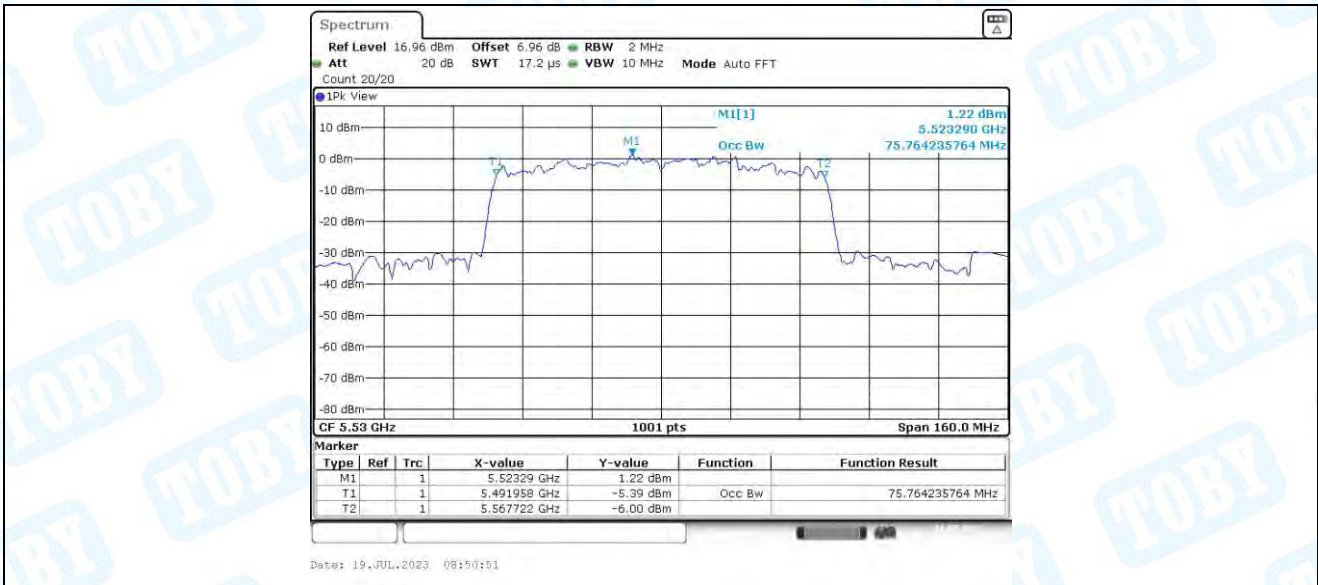
Date: 19 JUL 2023 08:36:54

11AC80SISO_Ant1_5290

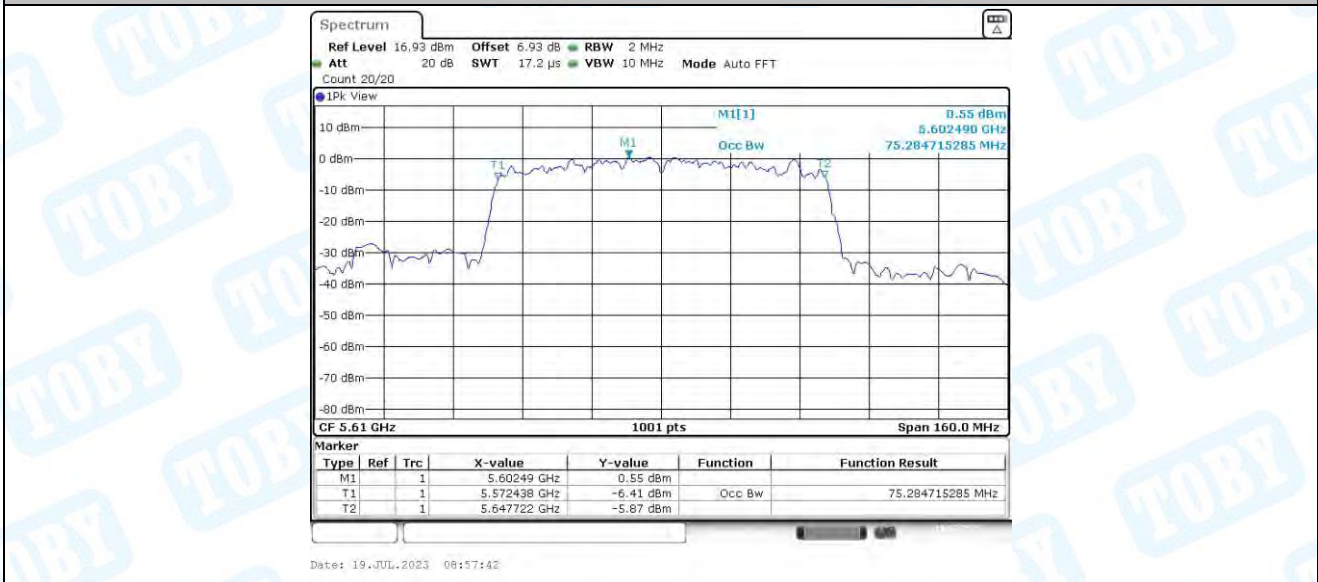


Date: 19 JUL 2023 08:43:99

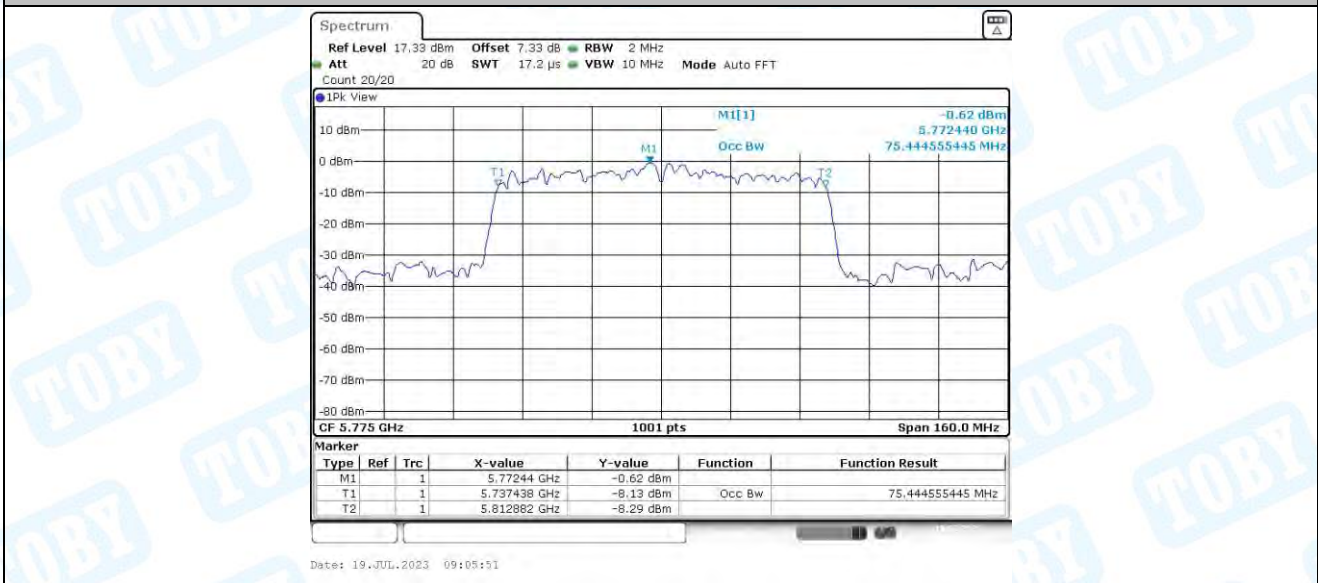
11AC80SISO_Ant1_5530



11AC80SISO_Ant1_5610



11AC80SISO_Ant1_5775



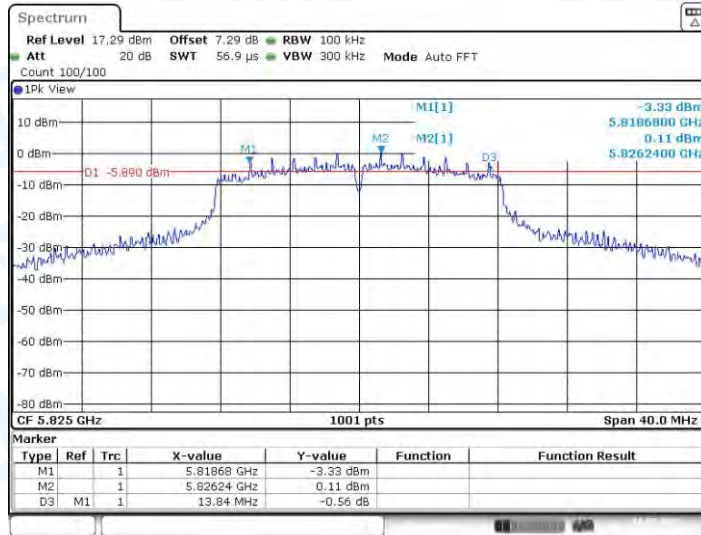
3. Min emission bandwidth

3.1. Test Result

TestMode	Antenna	Channel	6db EBW [MHz]	FL[MHz]	FH[MHz]	Limit[MHz]	Verdict
11A	Ant1	5745	15.12	5737.40	5752.52	0.5	PASS
		5785	16.32	5776.84	5793.16	0.5	PASS
		5825	13.84	5818.68	5832.52	0.5	PASS
11N20SISO	Ant1	5745	15.08	5737.44	5752.52	0.5	PASS
		5785	15.12	5777.40	5792.52	0.5	PASS
		5825	15.12	5817.44	5832.56	0.5	PASS
11N40SISO	Ant1	5755	35.04	5737.48	5772.52	0.5	PASS
		5795	35.04	5777.48	5812.52	0.5	PASS
11AC20SISO	Ant1	5745	13.92	5738.64	5752.56	0.5	PASS
		5785	13.88	5778.64	5792.52	0.5	PASS
		5825	15.12	5817.44	5832.56	0.5	PASS
11AC40SISO	Ant1	5755	34.72	5737.80	5772.52	0.5	PASS
		5795	35.76	5777.40	5813.16	0.5	PASS
11AC80SISO	Ant1	5775	75.20	5737.40	5812.60	0.5	PASS

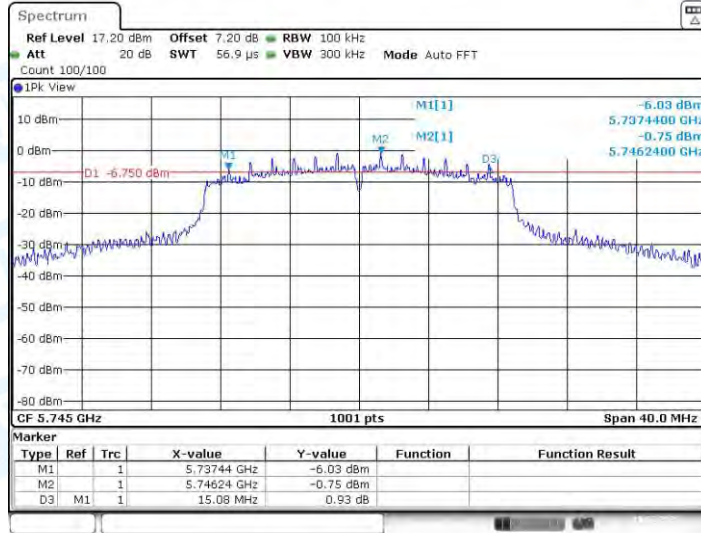
3.2. Test Graphs





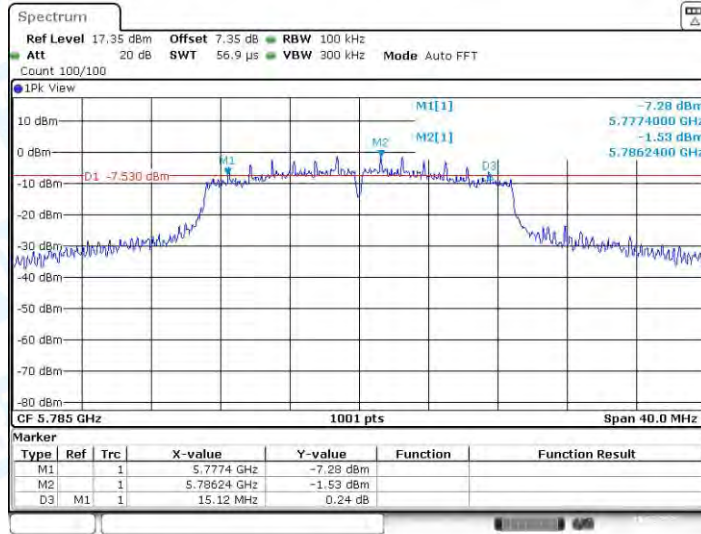
Date: 18.JUL.2023 11:10:55

11N20SISO_Ant1_5745



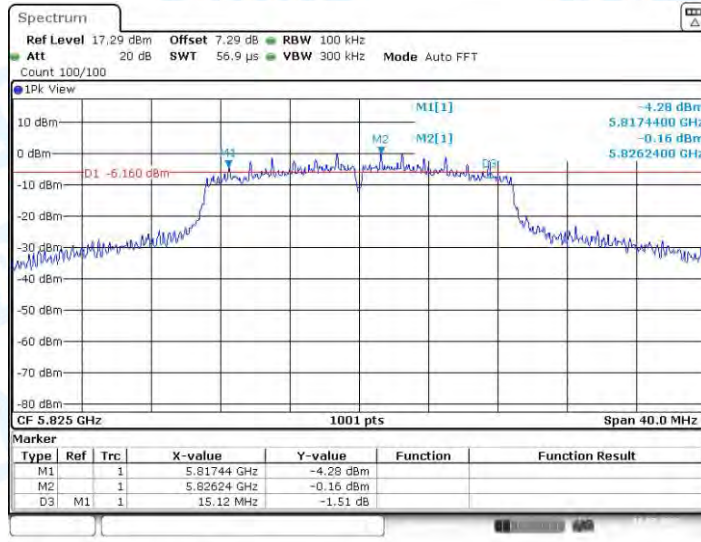
Date: 18.JUL.2023 11:59:53

11N20SISO_Ant1_5785



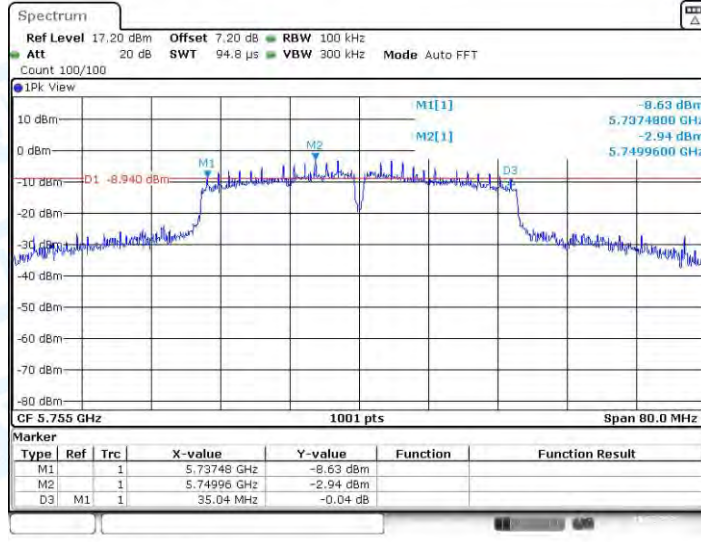
Date: 18.JUL.2023 11:43:19

11N20SISO_Ant1_5825



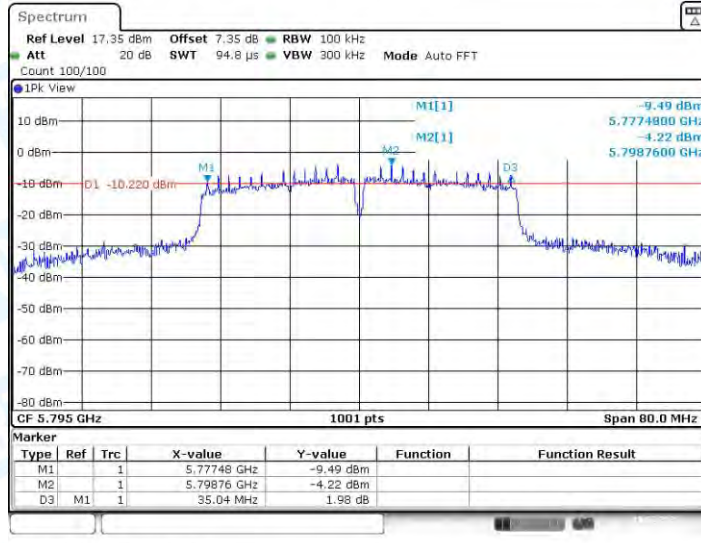
Date: 18.JUL.2023 11:45:44

11N40SISO_Ant1_5755



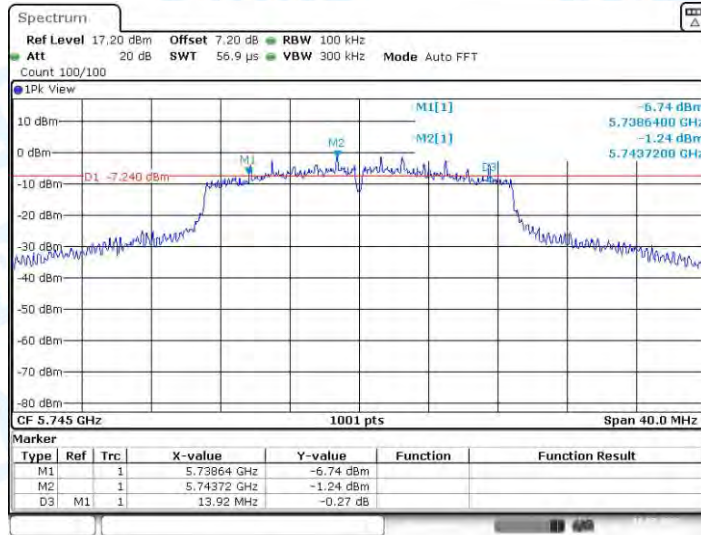
Date: 18.JUL.2023 14:01:47

11N40SISO_Ant1_5795



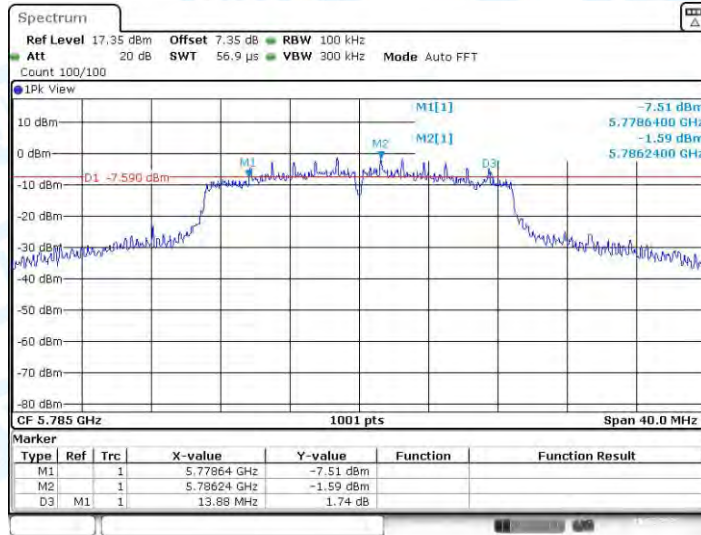
Date: 18.JUL.2023 14:05:34

11AC20SISO_Ant1_5745



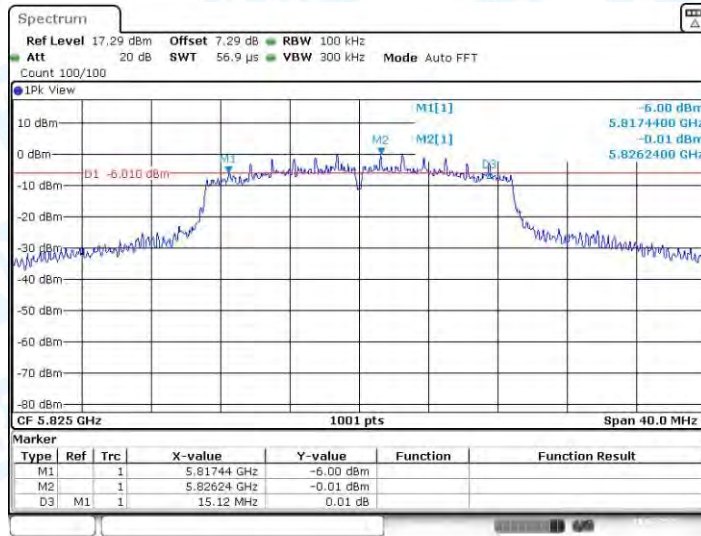
Date: 18.JUL.2023 17:17:22

11AC20SISO_Ant1_5785



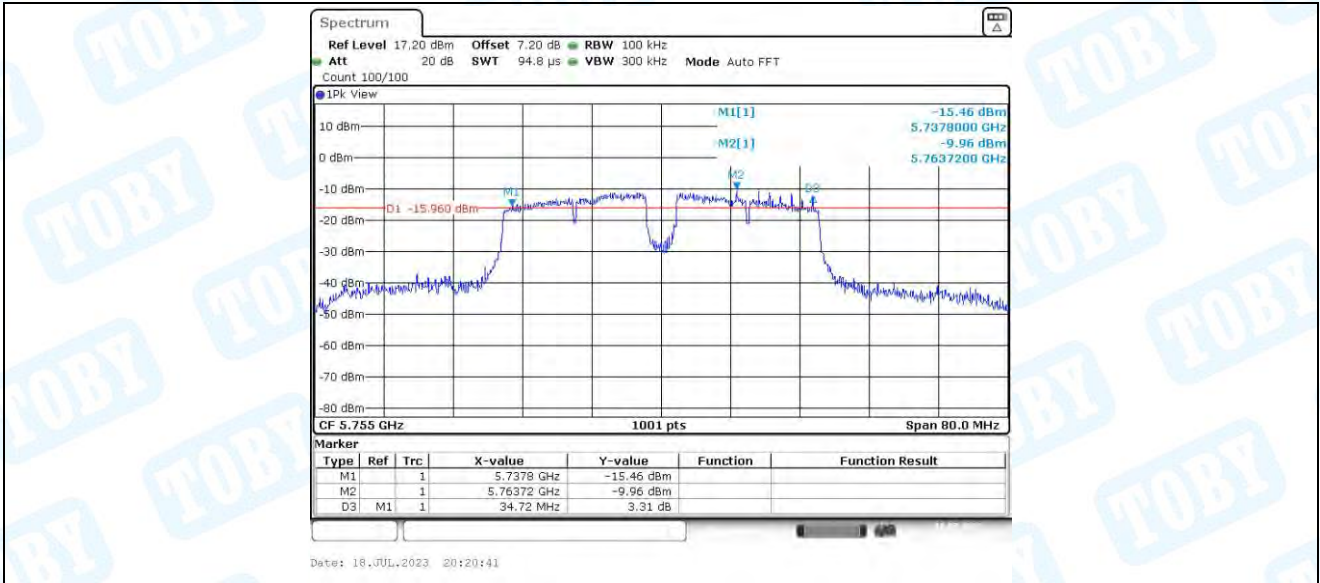
Date: 18.JUL.2023 17:24:15

11AC20SISO_Ant1_5825

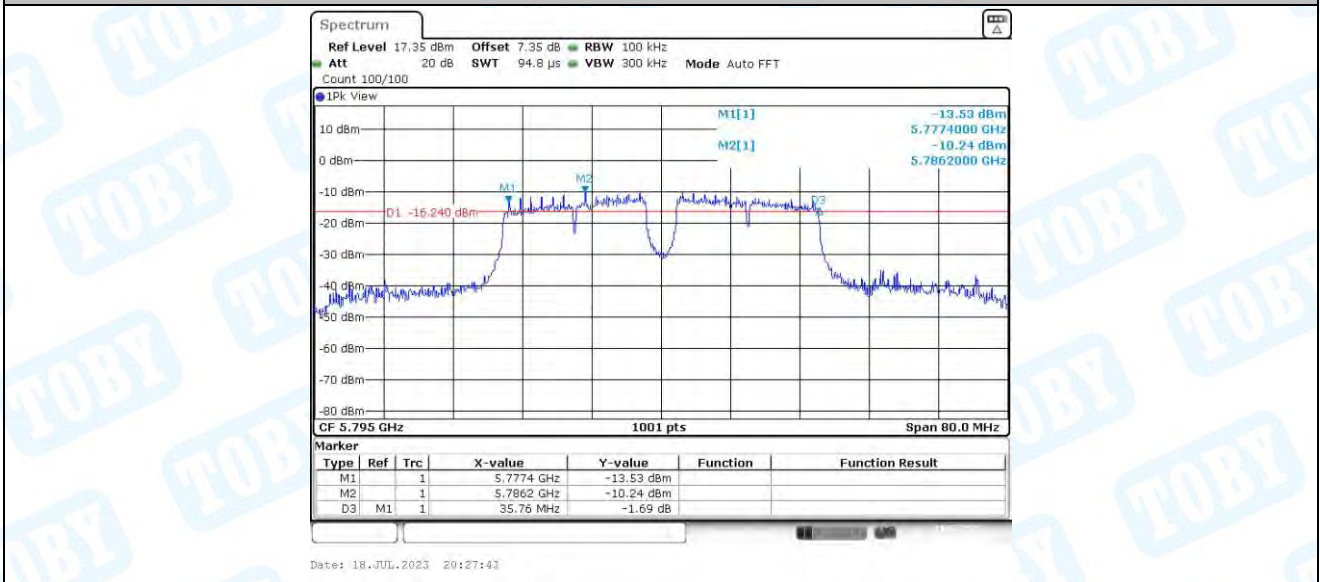


Date: 18.JUL.2023 17:52:10

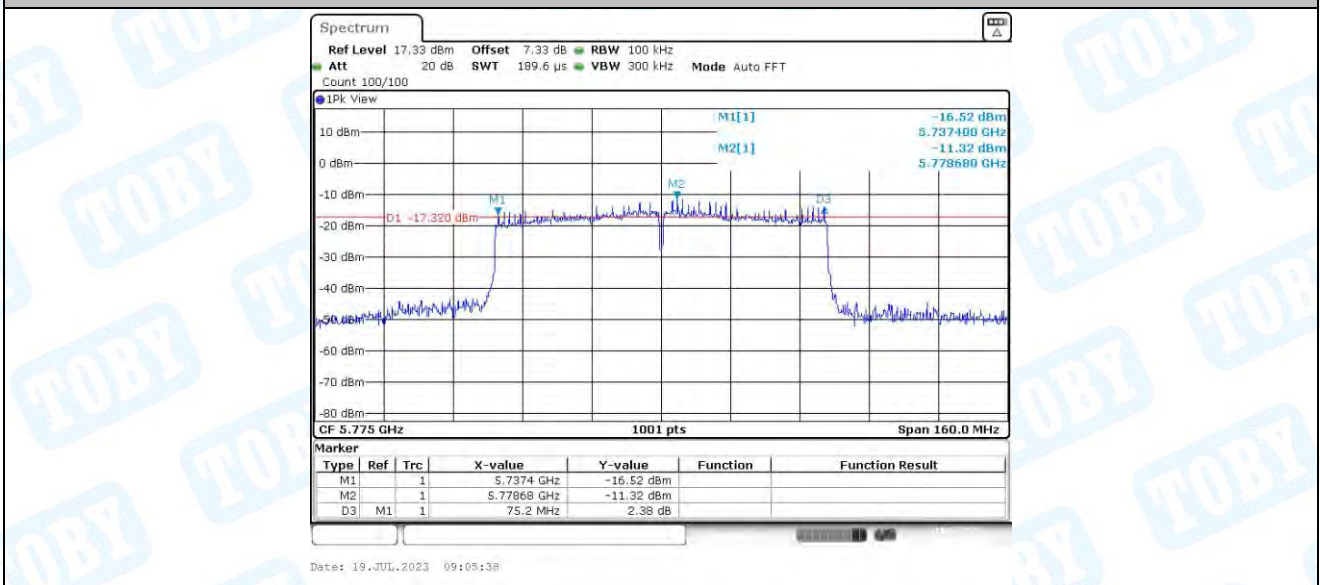
11AC40SISO_Ant1_5755



11AC40SISO_Ant1_5795



11AC80SISO_Ant1_5775



4. Maximum conducted output power

4.1. Test Result

TestMode	Antenna	Channel	Result[dBm]	Limit[dBm]	Verdict
11A	Ant1	5180	11.81	≤23.98	PASS
		5200	12.47	≤23.98	PASS
		5240	12.70	≤23.98	PASS
		5260	12.10	≤23.98	PASS
		5280	11.24	≤23.98	PASS
		5320	9.75	≤23.98	PASS
		5500	10.81	≤23.98	PASS
		5580	11.64	≤23.98	PASS
		5700	8.98	≤23.98	PASS
		5745	8.30	≤30.00	PASS
		5785	8.62	≤30.00	PASS
11N20SISO	Ant1	5180	11.43	≤23.98	PASS
		5200	12.02	≤23.98	PASS
		5240	12.32	≤23.98	PASS
		5260	11.70	≤23.98	PASS
		5280	10.86	≤23.98	PASS
		5320	9.77	≤23.98	PASS
		5500	10.79	≤23.98	PASS
		5580	11.56	≤23.98	PASS
		5700	8.89	≤23.98	PASS
		5745	8.16	≤30.00	PASS
		5785	8.57	≤30.00	PASS
11N40SISO	Ant1	5190	8.97	≤23.98	PASS
		5230	9.55	≤23.98	PASS
		5270	7.97	≤23.98	PASS
		5310	6.75	≤23.98	PASS
		5510	7.88	≤23.98	PASS
		5550	10.35	≤23.98	PASS
		5670	8.89	≤23.98	PASS
		5755	9.25	≤30.00	PASS
		5795	9.32	≤30.00	PASS
11AC20SISO	Ant1	5180	11.67	≤23.98	PASS
		5200	12.05	≤23.98	PASS
		5240	12.36	≤23.98	PASS
		5260	11.72	≤23.98	PASS
		5280	10.86	≤23.98	PASS
		5320	9.39	≤23.98	PASS
		5500	10.82	≤23.98	PASS

		5580	11.61	≤23.98	PASS
		5700	8.97	≤23.98	PASS
		5745	8.27	≤30.00	PASS
		5785	8.65	≤30.00	PASS
		5825	9.85	≤30.00	PASS
11AC40SISO	Ant1	5190	8.96	≤23.98	PASS
		5230	9.55	≤23.98	PASS
		5270	8.48	≤23.98	PASS
		5310	6.45	≤23.98	PASS
		5510	7.95	≤23.98	PASS
		5550	7.90	≤23.98	PASS
		5670	6.49	≤23.98	PASS
		5755	4.88	≤30.00	PASS
		5795	5.40	≤30.00	PASS
11AC80SISO	Ant1	5210	8.80	≤23.98	PASS
		5290	7.69	≤23.98	PASS
		5530	8.15	≤23.98	PASS
		5610	8.42	≤23.98	PASS
		5775	5.35	≤30.00	PASS

Note: The Duty Cycle Factor is compensated in the graph.

5. Maximum power spectral density

5.1. Test Result

TestMode	Antenna	Channel	Result [dBm/MHz]	Limit[dBm/MHz]	Verdict
11A	Ant1	5180	1.98	≤11.00	PASS
		5200	1.63	≤11.00	PASS
		5240	2.36	≤11.00	PASS
		5260	2.17	≤11.00	PASS
		5280	0.25	≤11.00	PASS
		5320	-0.48	≤11.00	PASS
		5500	1.19	≤11.00	PASS
		5580	1.5	≤11.00	PASS
		5700	-1.72	≤11.00	PASS
		5745	-4.16	≤30.00	PASS
		5785	-4.58	≤30.00	PASS
11N20SISO	Ant1	5180	0.78	≤11.00	PASS
		5200	1.03	≤11.00	PASS
		5240	2.13	≤11.00	PASS
		5260	1.01	≤11.00	PASS
		5280	-0.45	≤11.00	PASS
		5320	-0.77	≤11.00	PASS
		5500	0.61	≤11.00	PASS
		5580	0.9	≤11.00	PASS
		5700	-1.33	≤11.00	PASS
		5745	-4	≤30.00	PASS
		5785	-5.22	≤30.00	PASS
11N40SISO	Ant1	5190	-4.95	≤11.00	PASS
		5230	-3.99	≤11.00	PASS
		5270	-5.91	≤11.00	PASS
		5310	-6.58	≤11.00	PASS
		5510	-4.95	≤11.00	PASS
		5550	-2.91	≤11.00	PASS
		5670	-4.94	≤11.00	PASS
		5755	-6.43	≤30.00	PASS
		5795	-7.77	≤30.00	PASS
11AC20SISO	Ant1	5180	1.55	≤11.00	PASS
		5200	0.82	≤11.00	PASS
		5240	1.89	≤11.00	PASS
		5260	0.92	≤11.00	PASS
		5280	-0.33	≤11.00	PASS
		5320	-0.97	≤11.00	PASS
		5500	0.78	≤11.00	PASS

		5580	1	≤11.00	PASS
		5700	-1.62	≤11.00	PASS
		5745	-4.36	≤30.00	PASS
		5785	-5.33	≤30.00	PASS
		5825	-3.57	≤30.00	PASS
11AC40SISO	Ant1	5190	-4.79	≤11.00	PASS
		5230	-3.35	≤11.00	PASS
		5270	-5.64	≤11.00	PASS
		5310	-6.83	≤11.00	PASS
		5510	-4.9	≤11.00	PASS
		5550	-5.86	≤11.00	PASS
		5670	-6.86	≤11.00	PASS
		5755	-10.82	≤30.00	PASS
11AC80SISO	Ant1	5795	-11.57	≤30.00	PASS
		5210	-8.64	≤11.00	PASS
		5290	-10.37	≤11.00	PASS
		5530	-8.45	≤11.00	PASS
		5610	-9.17	≤11.00	PASS
		5775	-14.45	≤30.00	PASS

Note: 1.The Result and Limit Unit is dBm/500 kHz in the band 5.725–5.85 GHz.

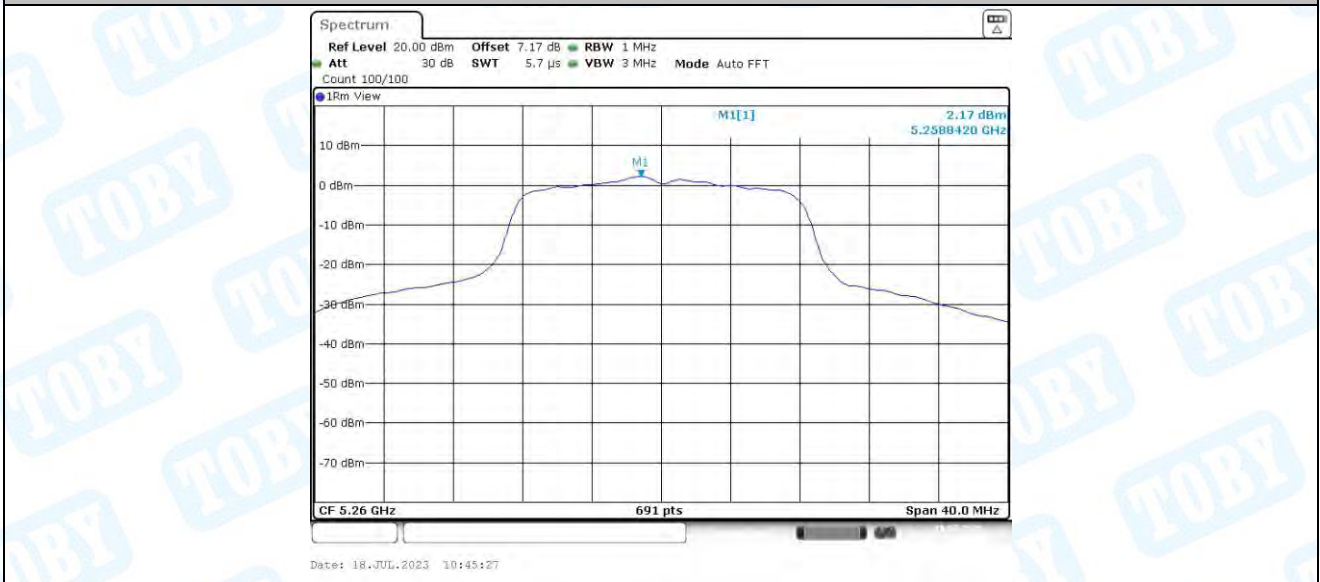
2.The Duty Cycle Factor and RBW Factor is compensated in the graph.

5.2. Test Graphs

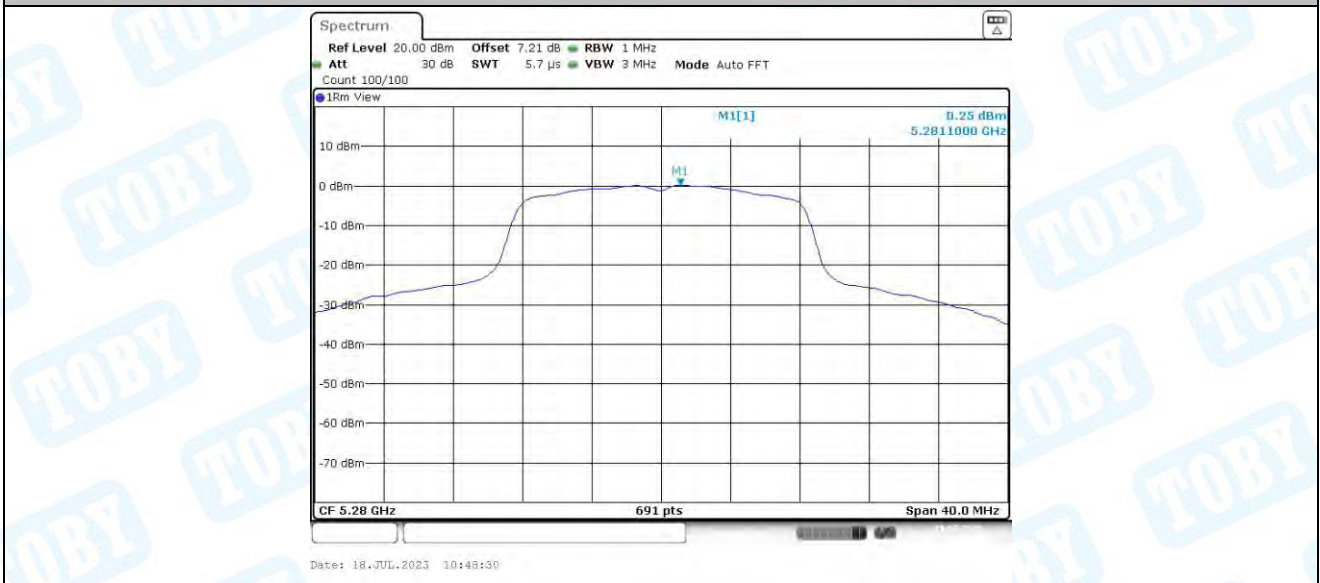




11A_Ant1_5260



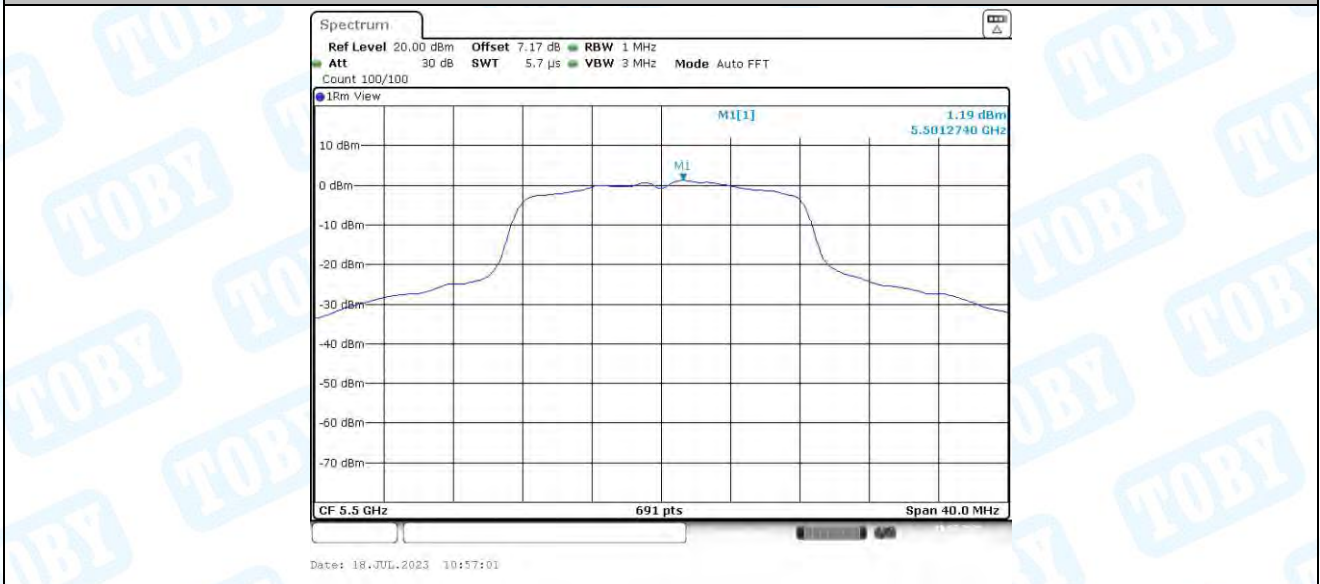
11A_Ant1_5280



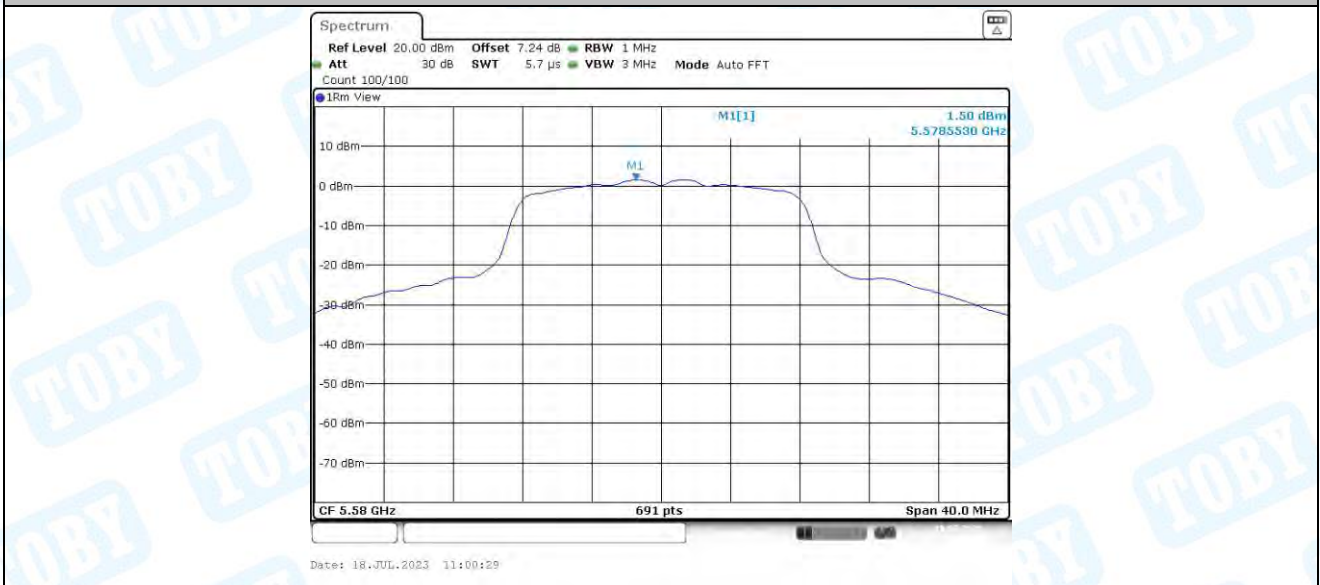
11A_Ant1_5320



11A_Ant1_5500



11A_Ant1_5580

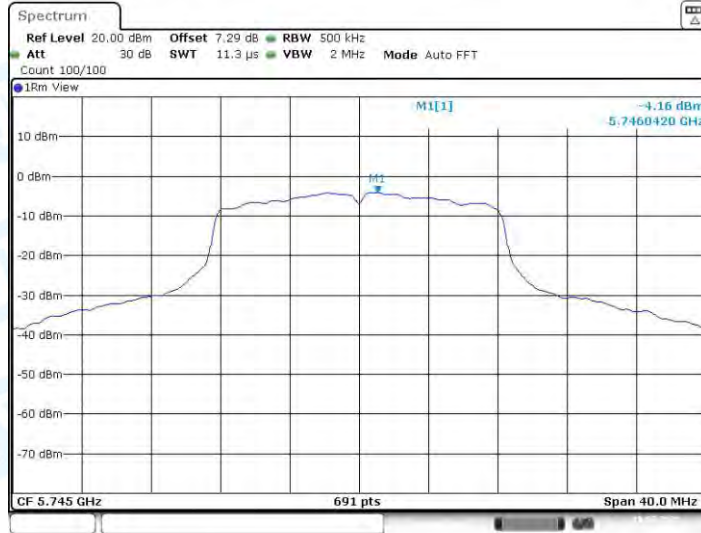


11A_Ant1_5700



Date: 18.JUL.2023 11:02:32

11A_Ant1_5745



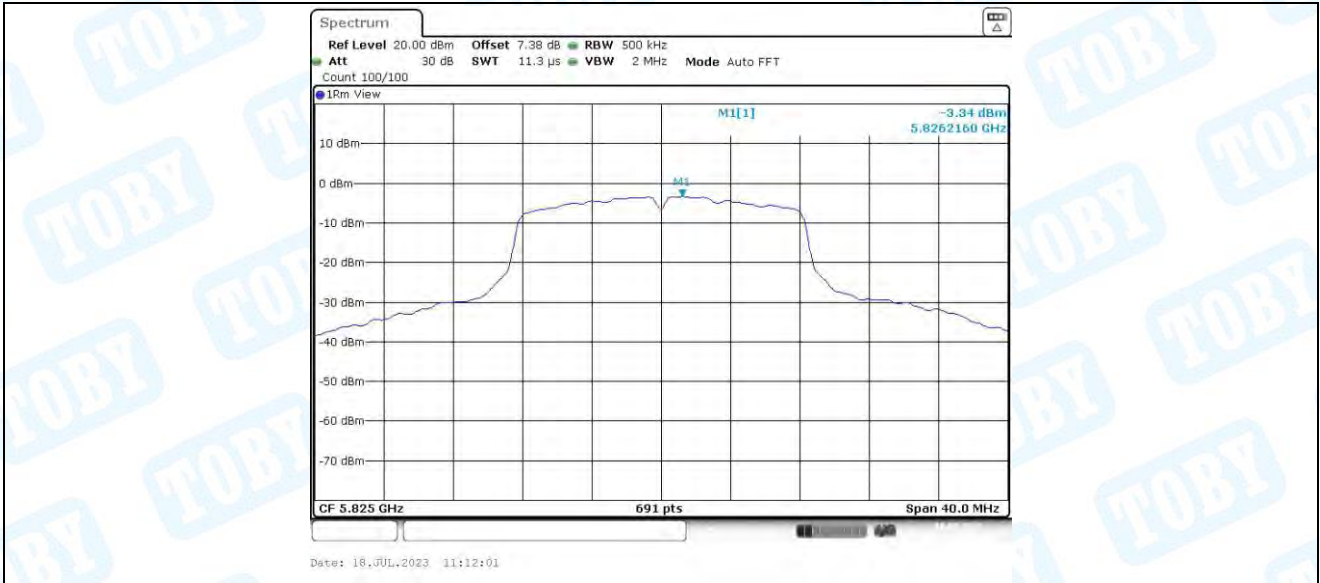
Date: 18.JUL.2023 11:06:02

11A_Ant1_5785

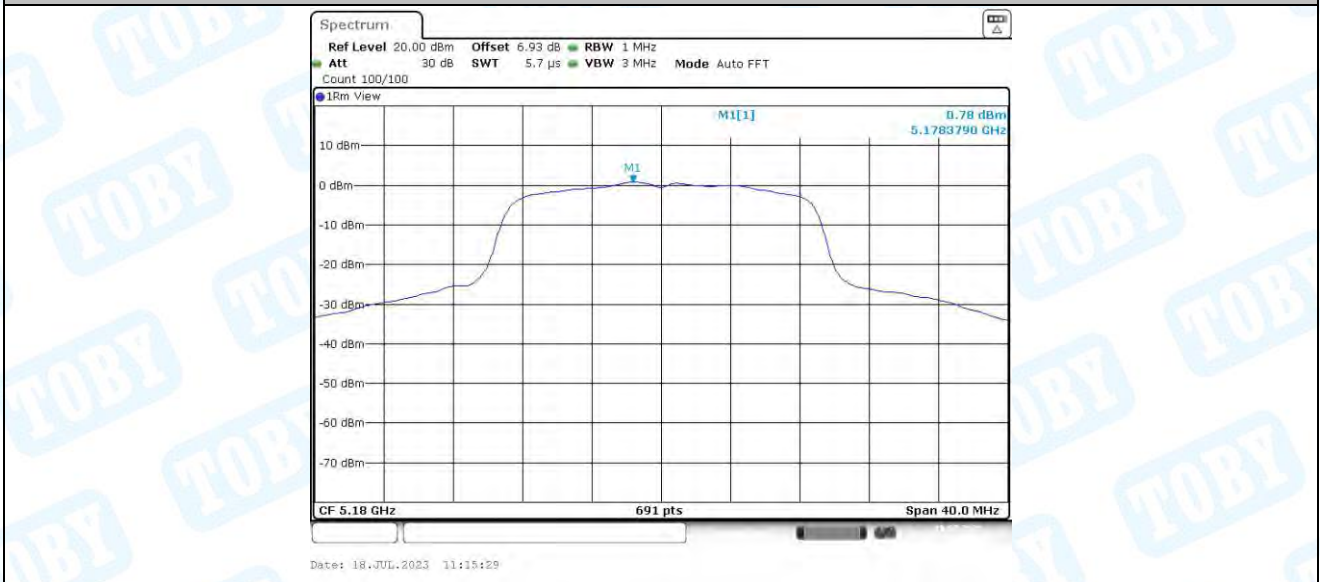


Date: 18.JUL.2023 11:09:34

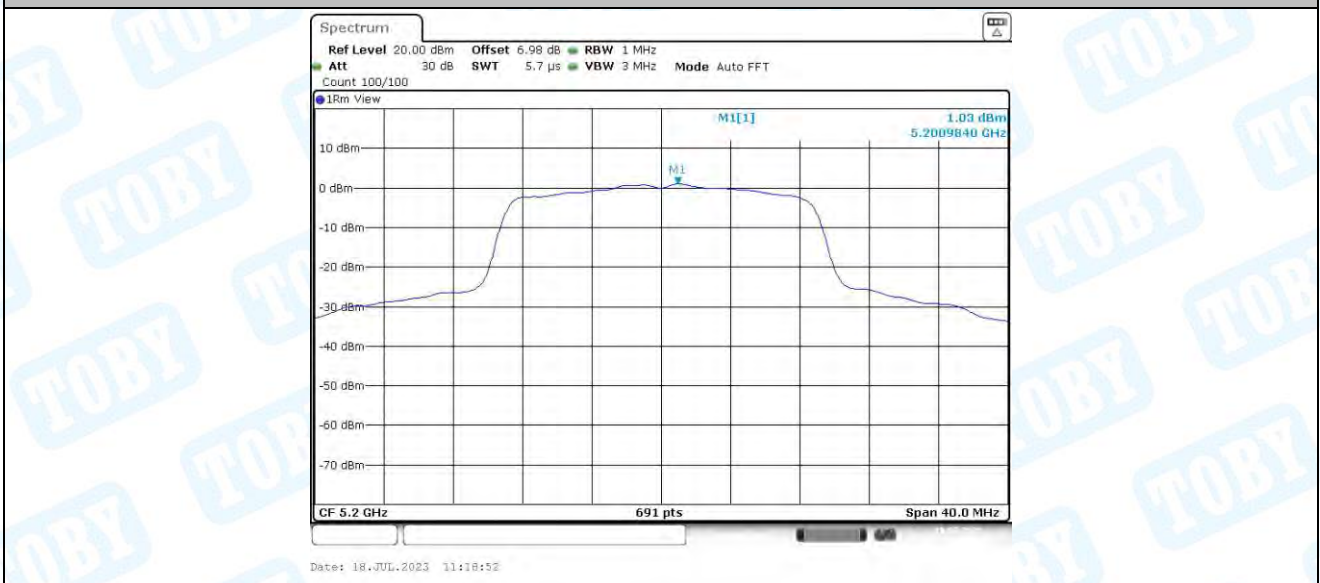
11A_Ant1_5825



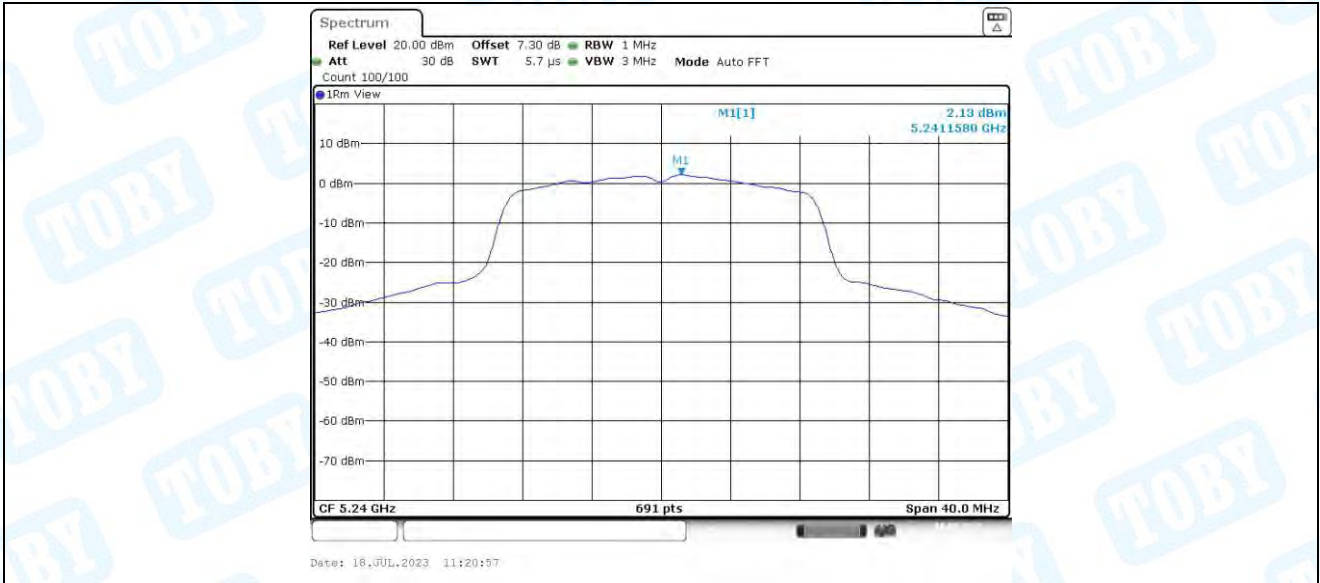
11N20SISO_Ant1_5180



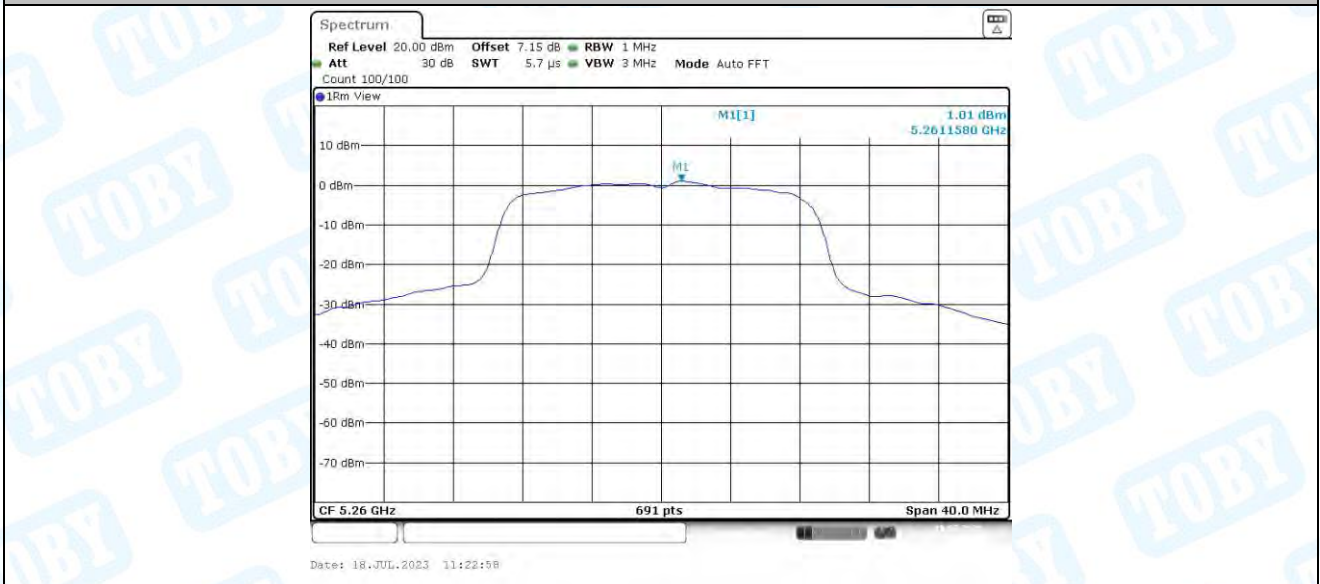
11N20SISO_Ant1_5200



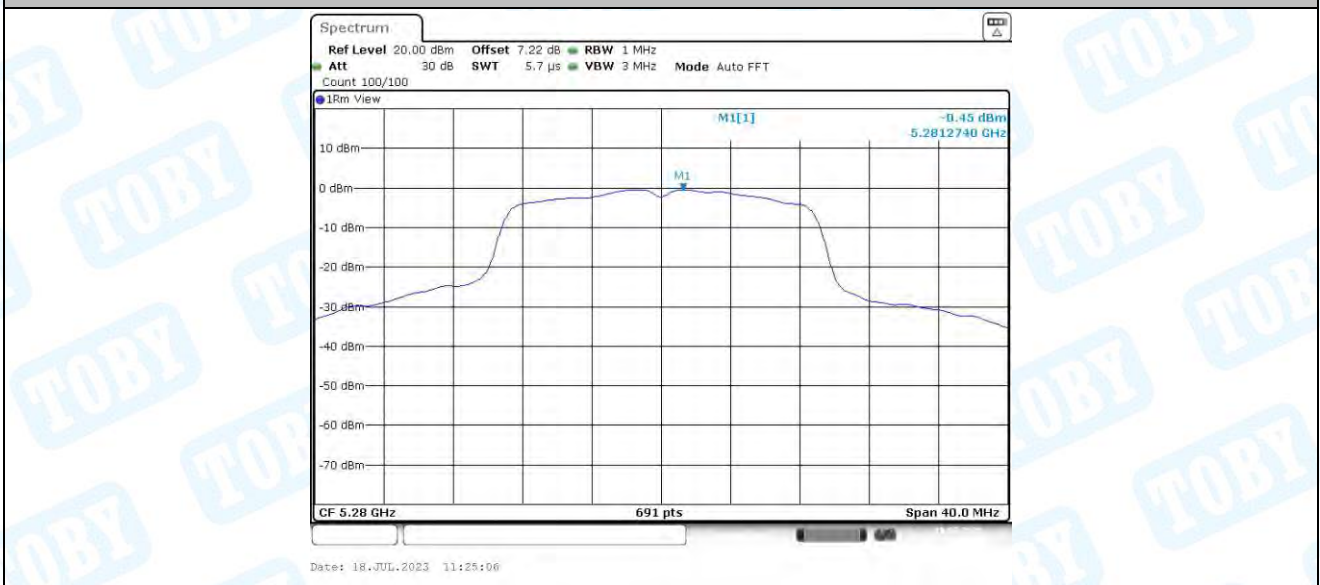
11N20SISO_Ant1_5240



11N20SISO_Ant1_5260



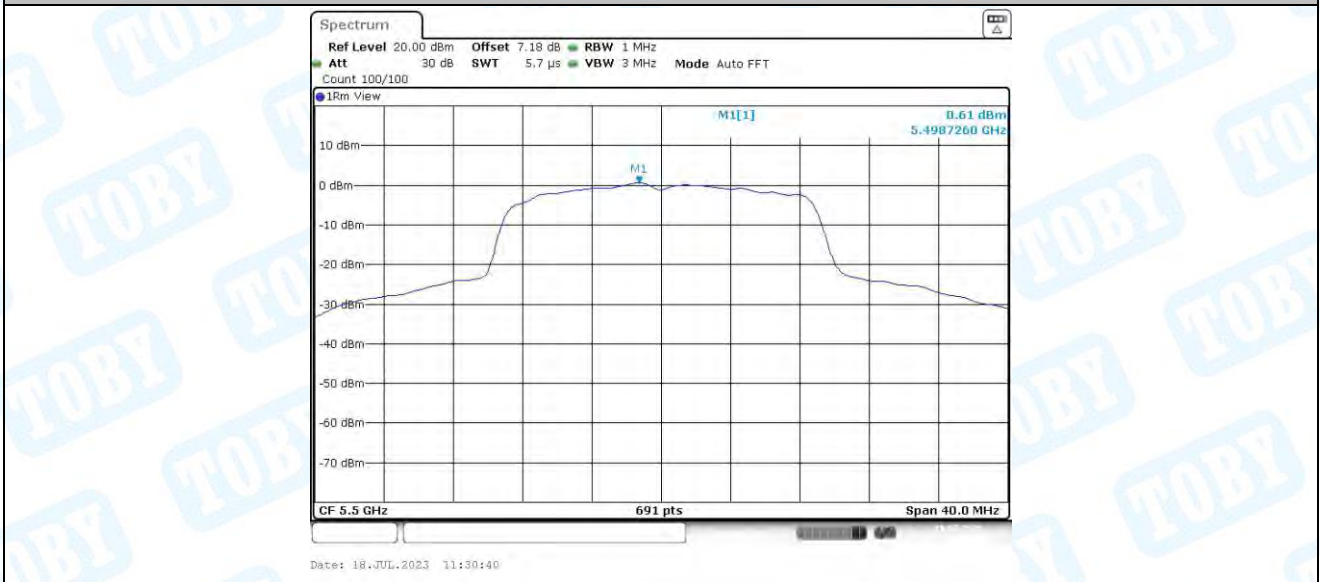
11N20SISO_Ant1_5280



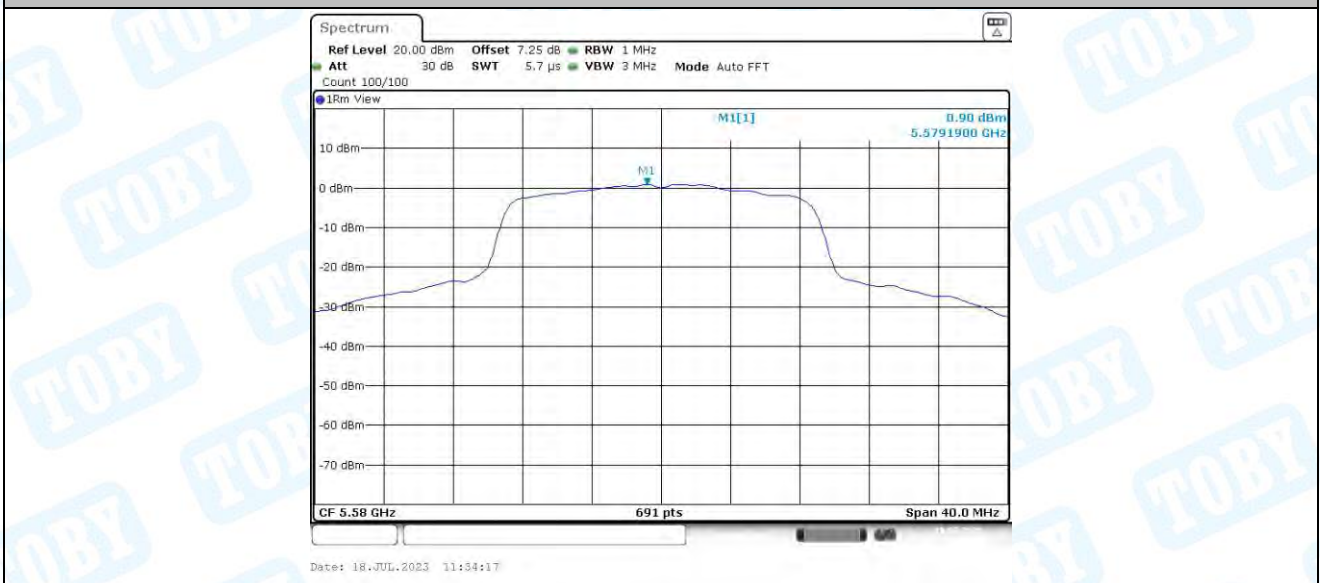
11N20SISO_Ant1_5320



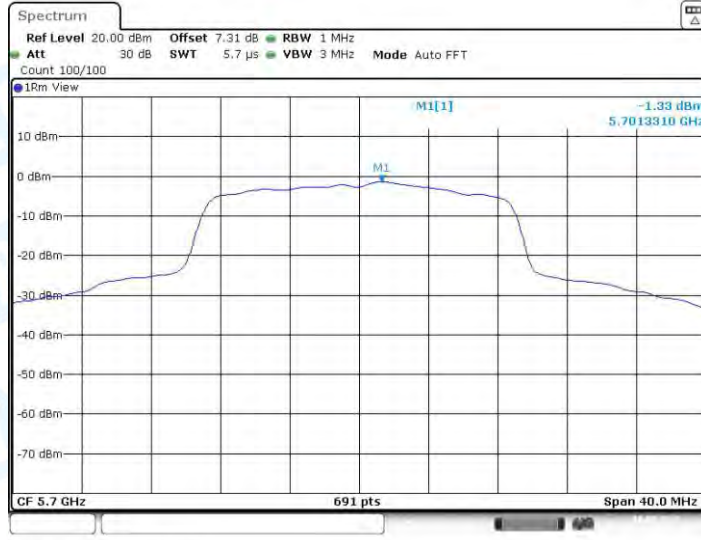
11N20SISO_Ant1_5500



11N20SISO_Ant1_5580

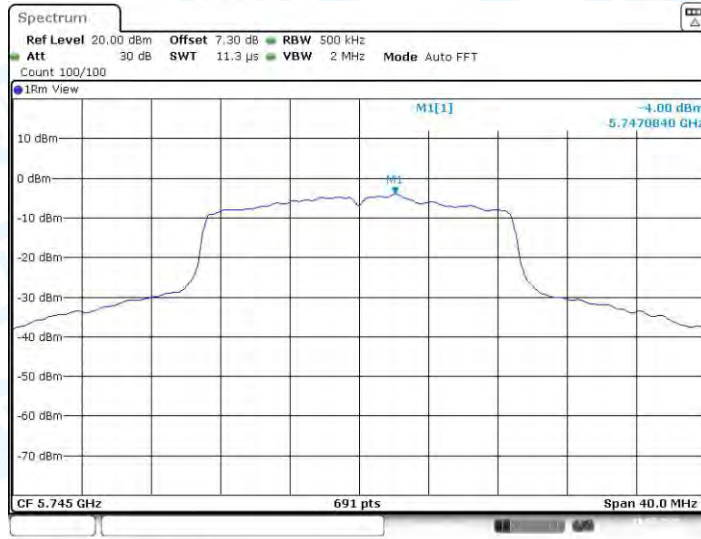


11N20SISO_Ant1_5700



Date: 18.JUL.2023 11:36:25

11N20SISO_Ant1_5745



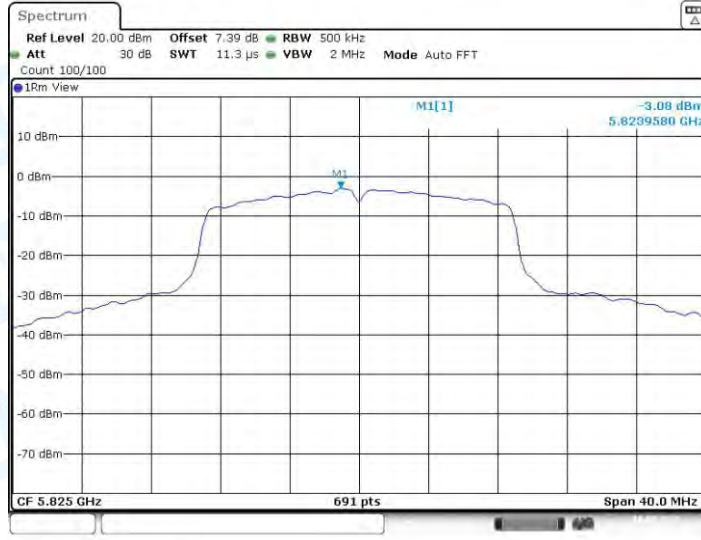
Date: 18.JUL.2023 11:40:59

11N20SISO_Ant1_5785



Date: 18.JUL.2023 11:44:26

11N20SISO_Ant1_5825



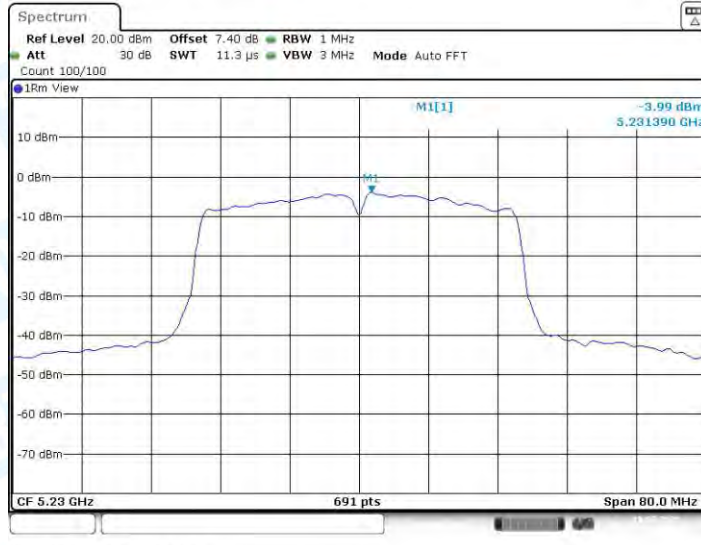
Date: 18.JUL.2023 11:46:51

11N40SISO_Ant1_5190



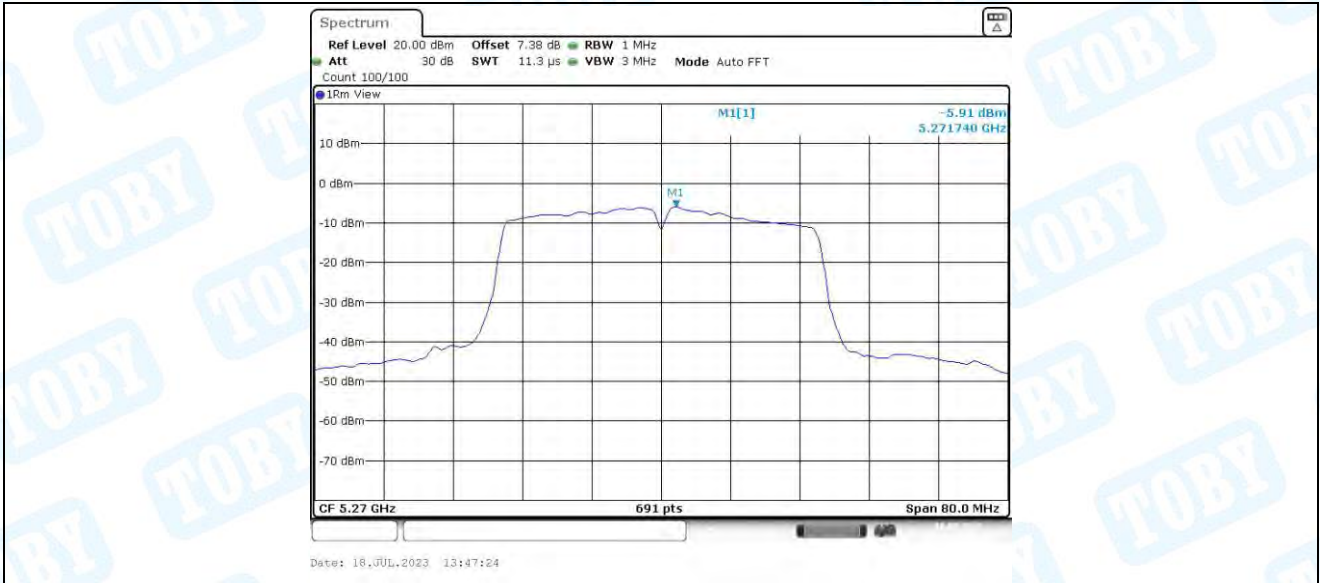
Date: 18.JUL.2023 12:54:58

11N40SISO_Ant1_5230



Date: 18.JUL.2023 12:58:31

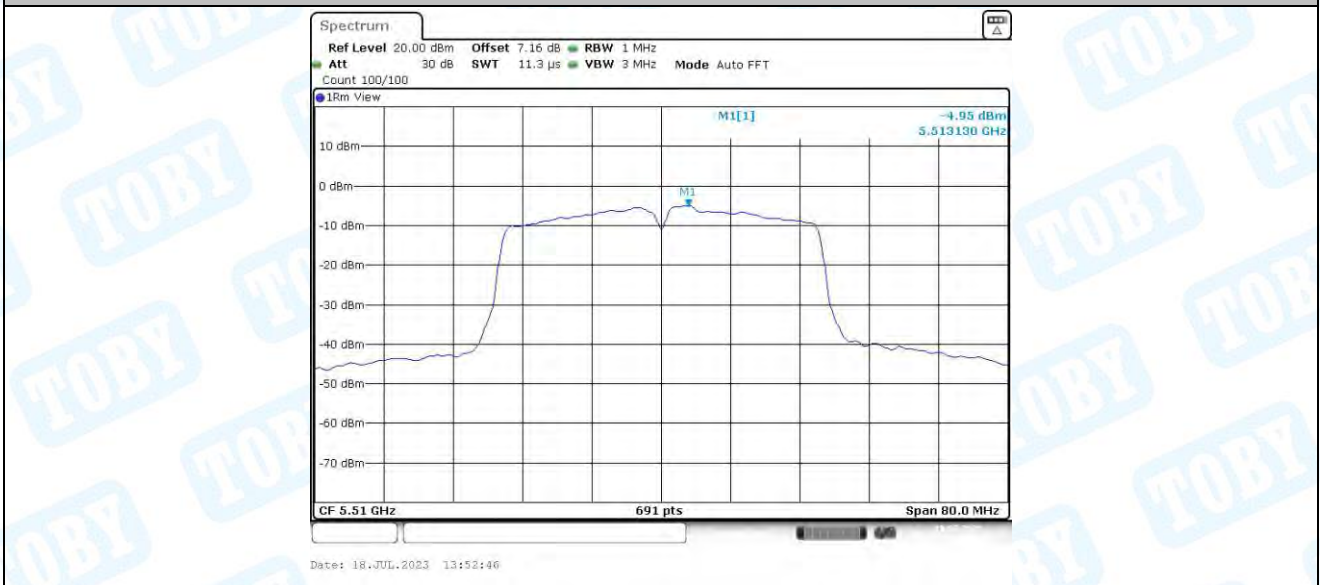
11N40SISO_Ant1_5270



11N40SISO_Ant1_5310



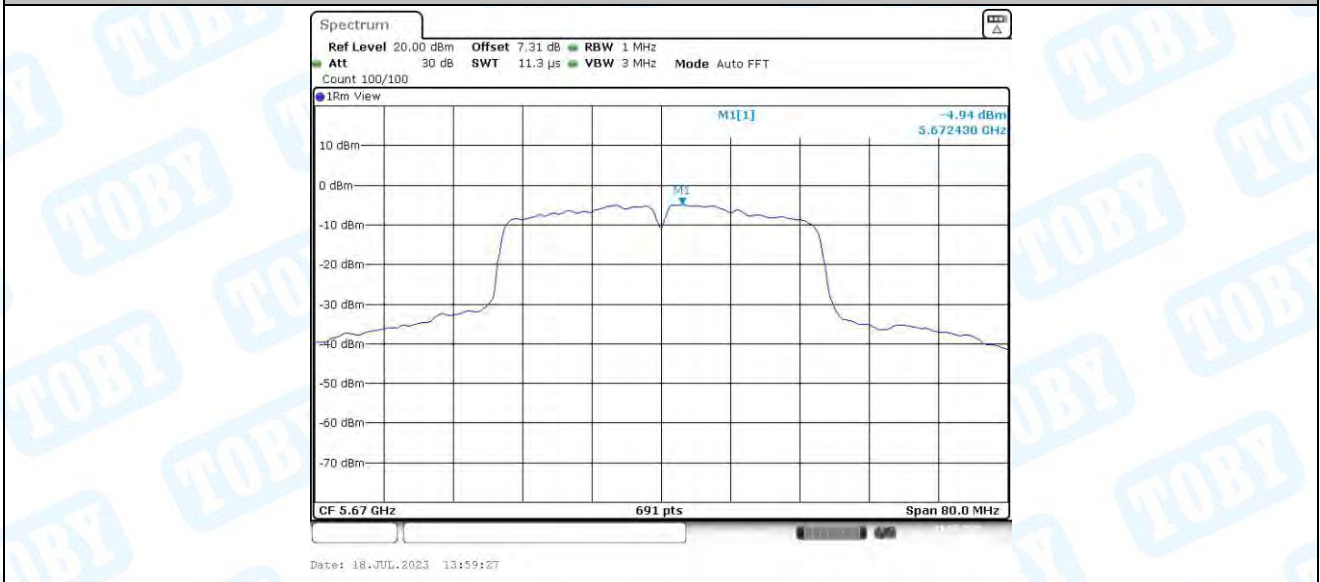
11N40SISO_Ant1_5510



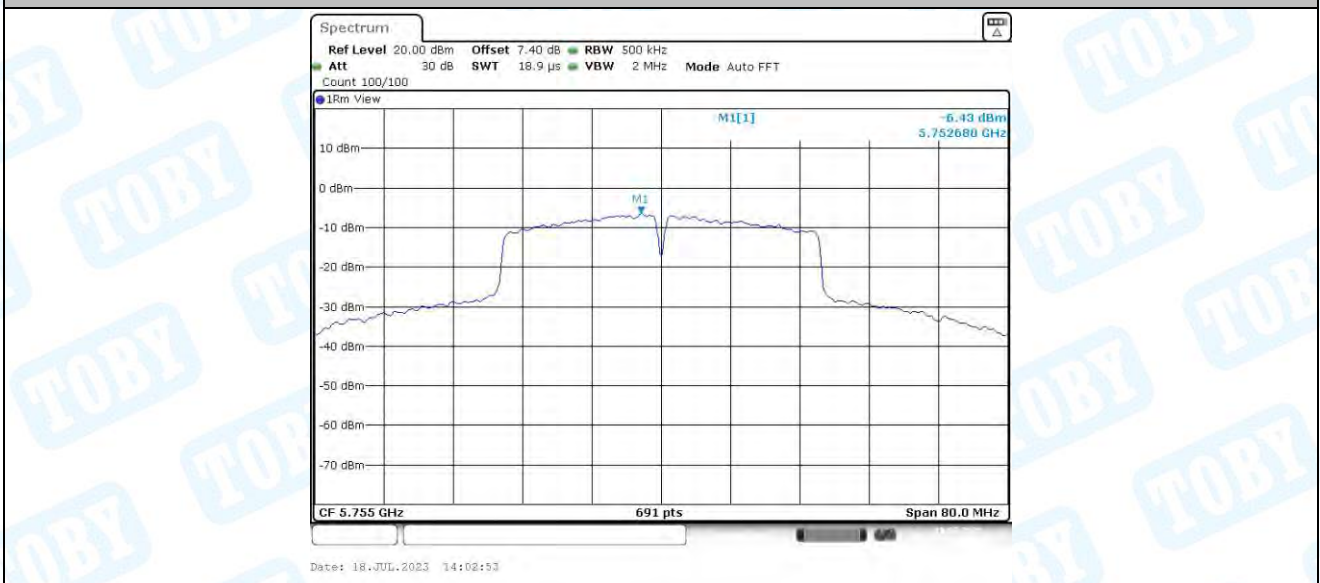
11N40SISO_Ant1_5550



11N40SISO_Ant1_5670



11N40SISO_Ant1_5755



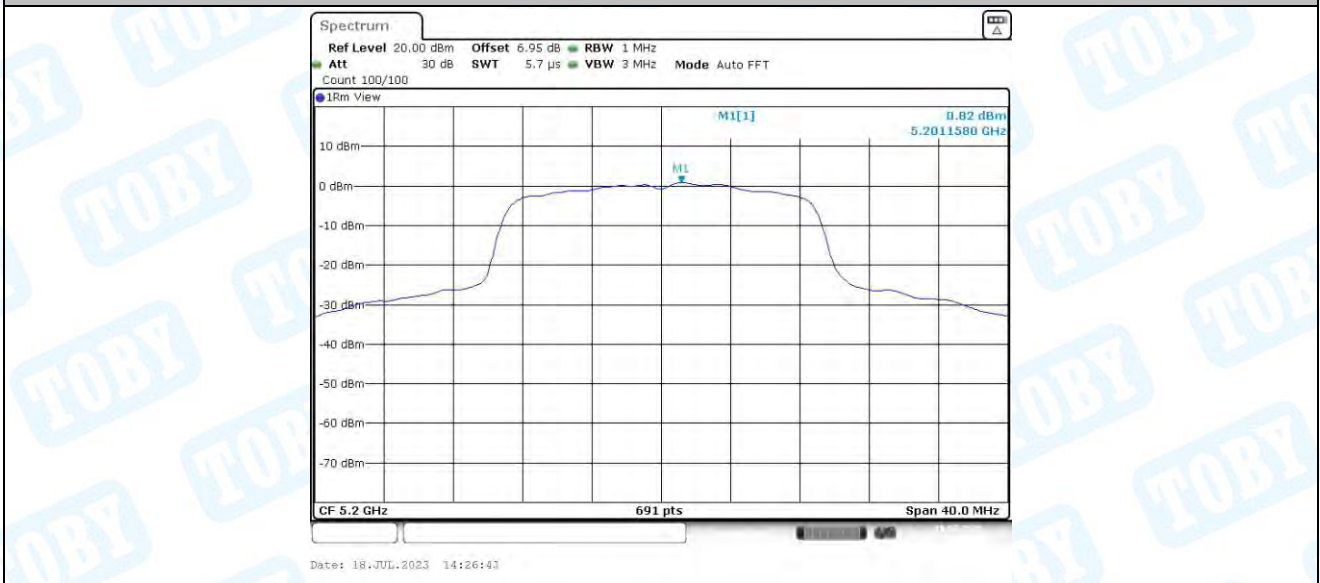
11N40SISO_Ant1_5795



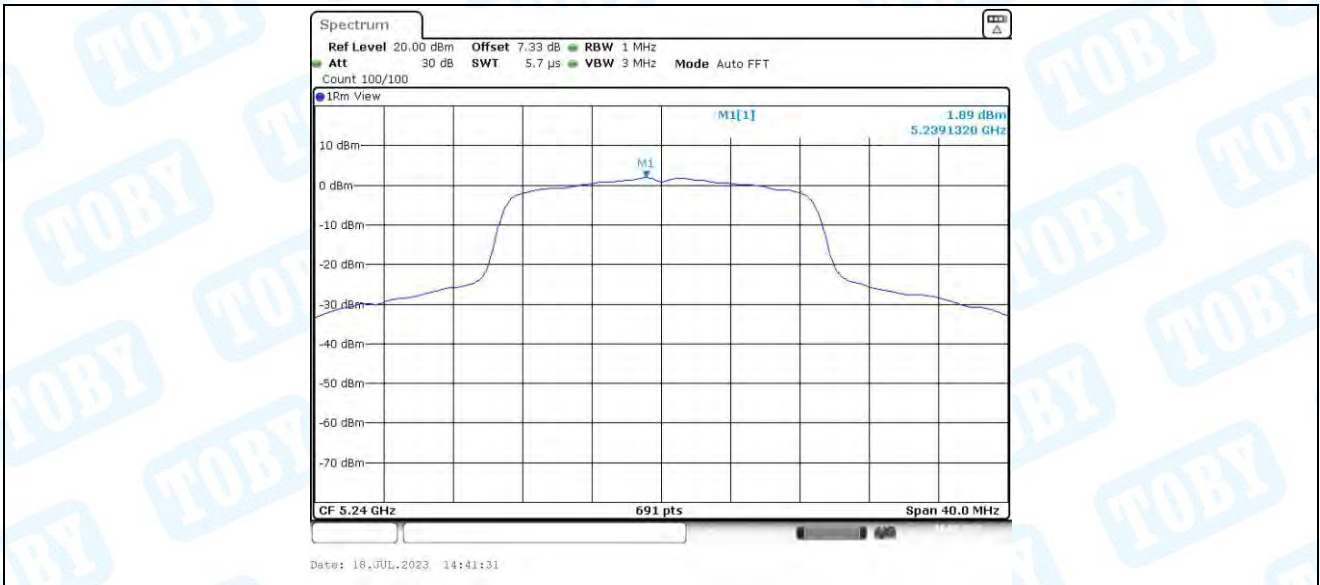
11AC20SISO_Ant1_5180



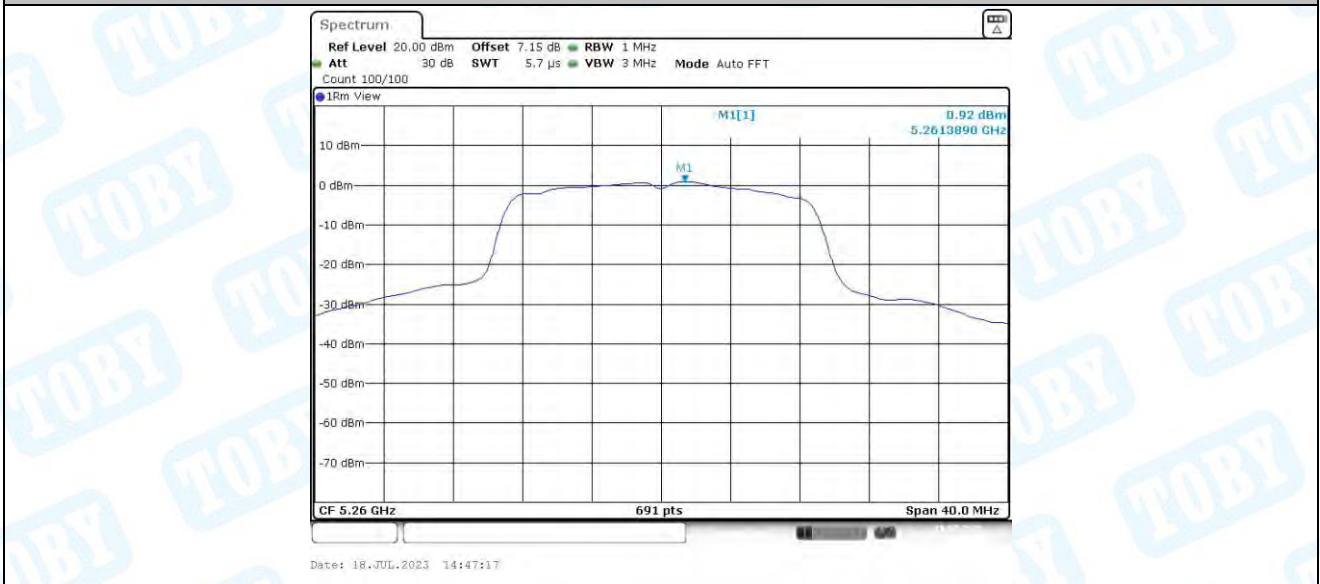
11AC20SISO_Ant1_5200



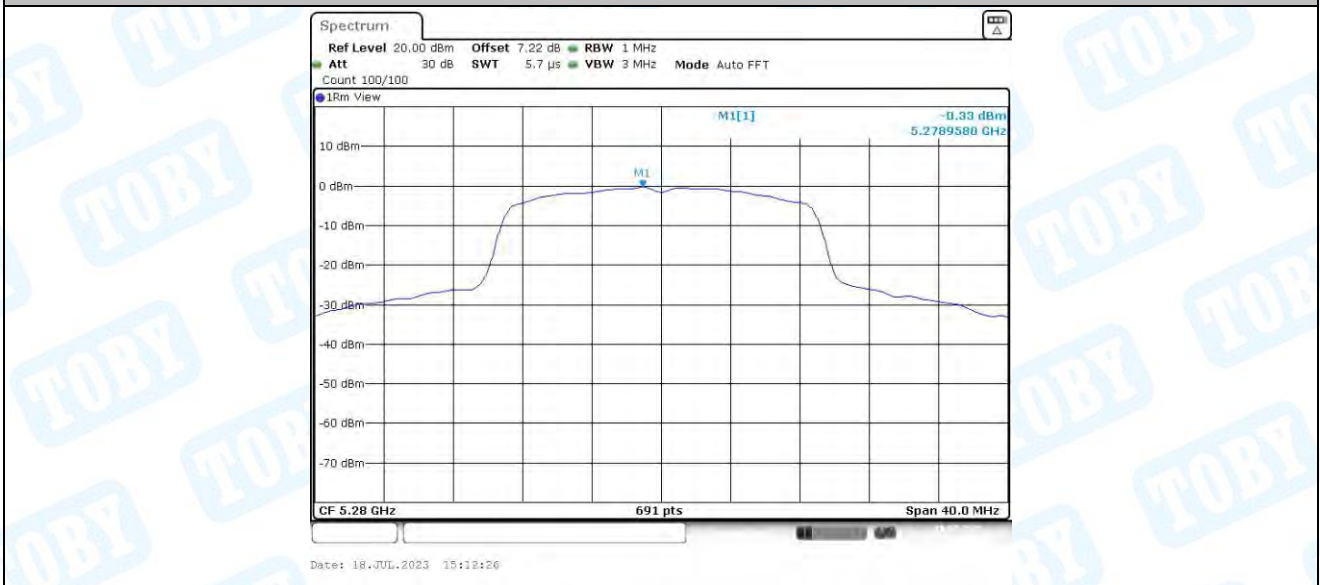
11AC20SISO_Ant1_5240



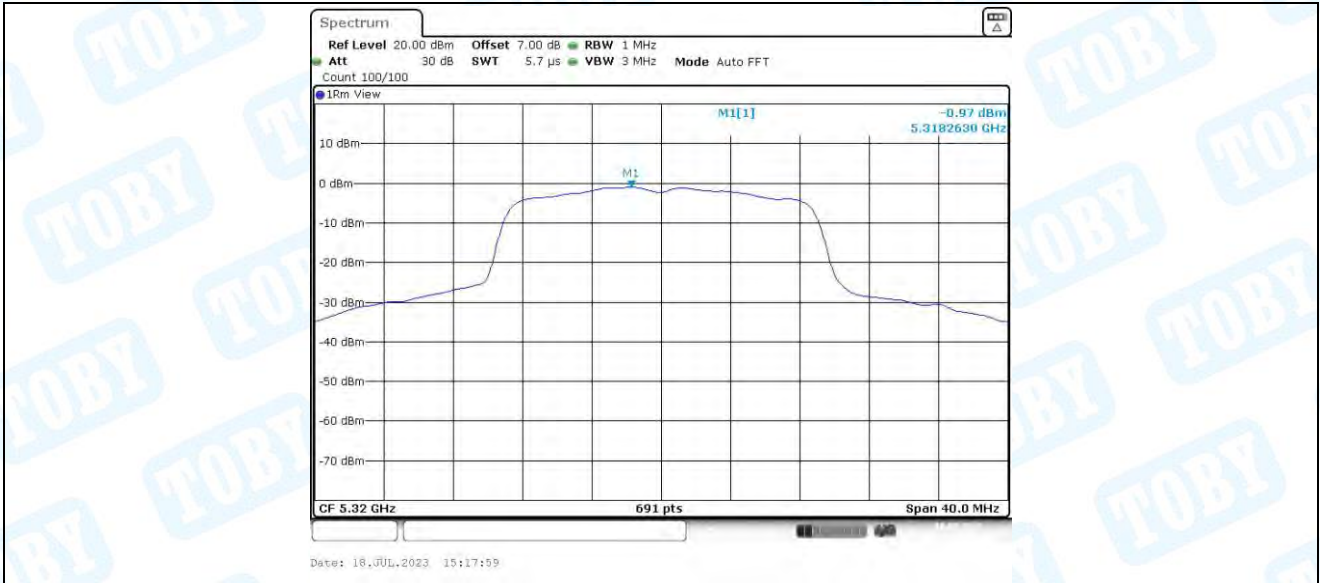
11AC20SISO_Ant1_5260



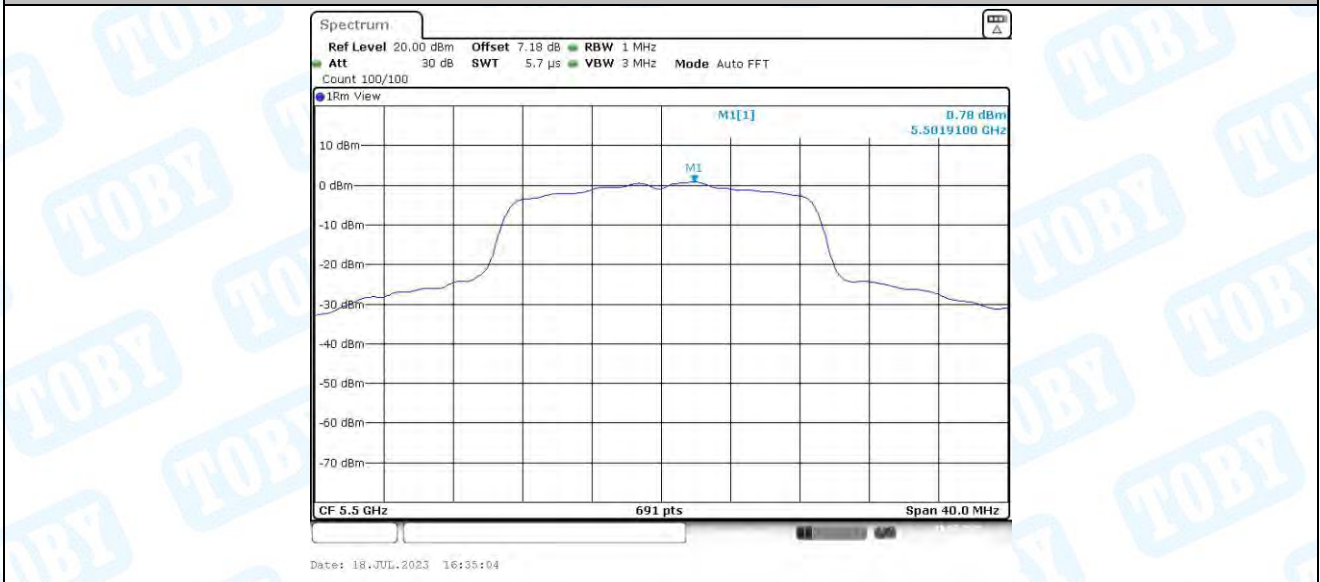
11AC20SISO_Ant1_5280



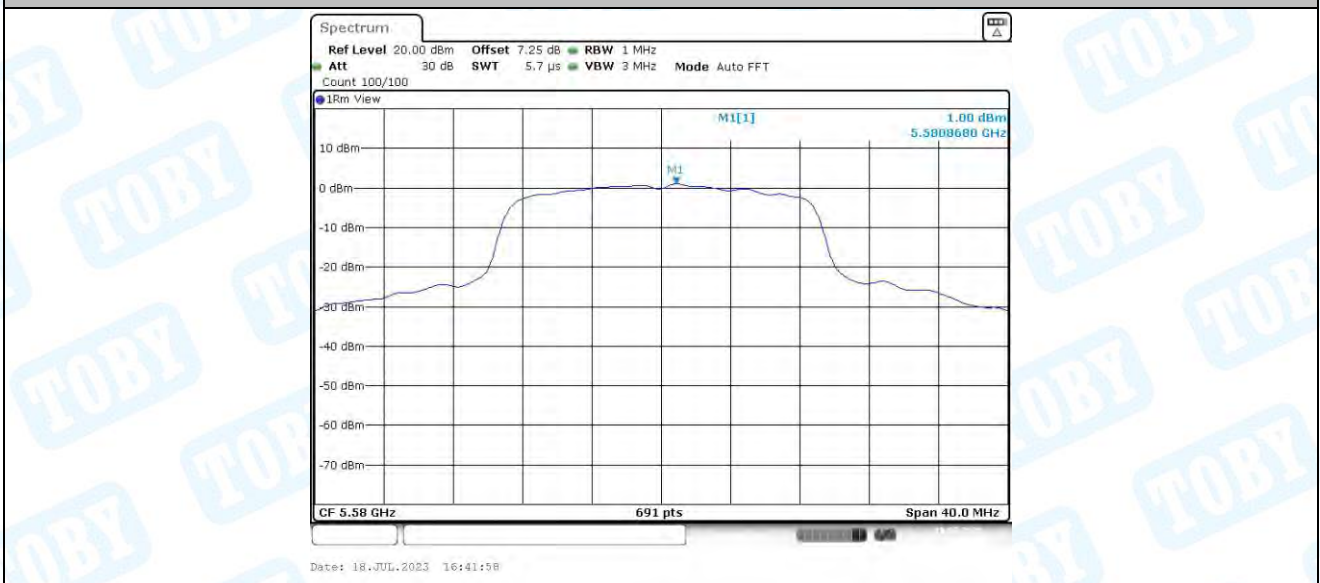
11AC20SISO_Ant1_5320



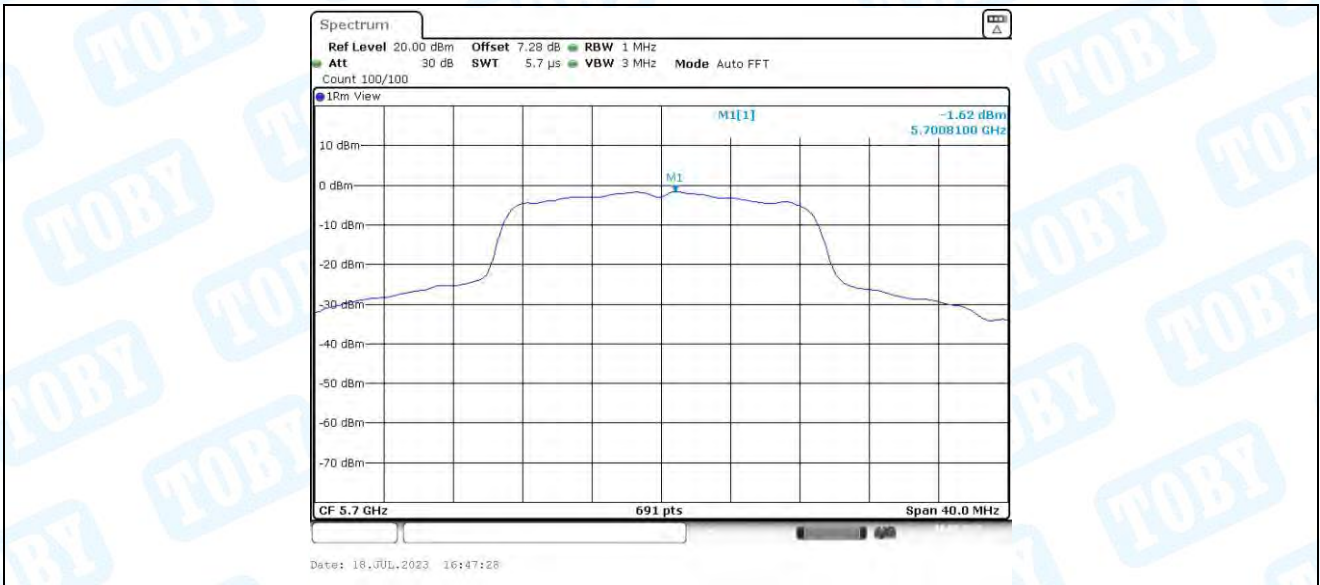
11AC20SISO_Ant1_5500



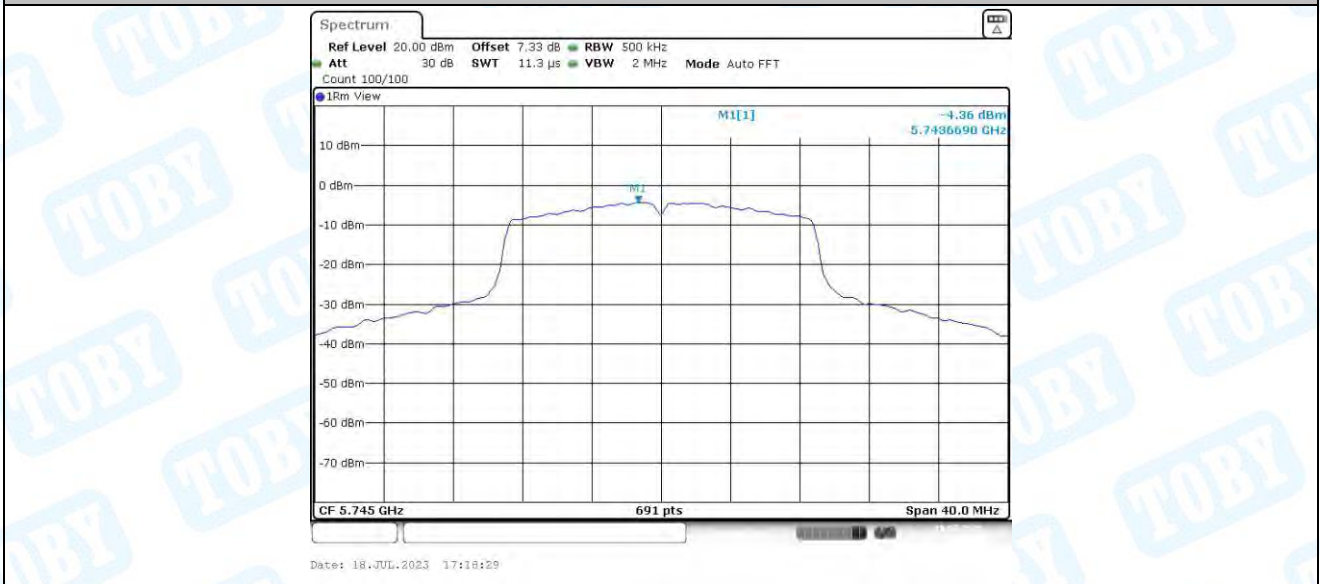
11AC20SISO_Ant1_5580



11AC20SISO_Ant1_5700



11AC20SISO_Ant1_5745



11AC20SISO_Ant1_5785



11AC20SISO_Ant1_5825