

Photo 1 - External view of model X2015 Validator with tablet computer docked



Photo 2 - External view fan vents




Photo 3 - Rear ports and USB memory stick inserted on left side




Photo 4 - Internal view of power supplies and main board






Photo 5 - Internal view of relays



Photo 6 - Battery pack for Validator



Photo 7 - Internal view of connections for sensor input modules




Photo 8 - Internal view of communications board

