

PRINT ARTWORK ON DIRECTLY ON PAPER.

**DO NOT PRINT RED FOLD AND CUT LINES.** OPEN USER MANUAL DIMENSIONS: 6.46"W x 5.5" H



FOLD LINE

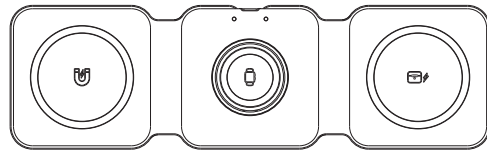


CUT LINE

**ijoy**

## 3IN1 WIRELESS CHARGER TRICHARGE

**ijoy**



### USER MANUAL

#### •YOUR IJOY PRODUCT

Thank you for purchasing and using the "IJOY 3in1 WIRELESS CHARGER". Before using this product, carefully read this manual in order to operate at maximum benefit. Please ask your local dealer or call us if you have any questions.

Wireless Charger x1  
Charging Cable x1  
User Manual x1

#### •PRODUCT SPECIFICATIONS

##### Specifications

3 in 1 wireless charger  
Model No: IJ10205  
Material quality: ABS + Silicone  
Product size: 250.5x75x7.6mm  
USB Type-C Input: 9V  $\overline{=}$  2A / 5V  $\overline{=}$  2A  
Mobile phone output: 5W / 7.5W / 10W / 15W  
Watch output : 2.5W  
Earphone output : 3W  
Compatibility: support mobile phones, Earphone,  
and Watch that comply with the Qi standard.

#### •BATTERY CAUTION

The battery used in this device may present a risk of fire, explosion or chemical burn if used incorrectly. Never use or charge the battery if it appears to be leaking, discolored, deformed or in any way abnormal. Never disassemble the unit or attempt to remove the battery as that could cause leakage of alkaline solution or other electrolytic substances. Never expose the battery to any liquid. Never expose the battery to excessive heat such as direct light or fire. Always keep the battery out of the reach of infants and small children.

#### •BATTERY DISPOSAL

Please do not attempt to change the battery yourself. If the battery has died, you should follow the disposal instructions listed here. Never dispose of used batteries/electronics with ordinary solid wastes. Always dispose of used batteries/electronics in accordance with the prevailing community regulations that apply to the disposal of batteries/electronics. If there are no local regulations concerning battery/electronics disposal, please dispose of the device in a waste bin for electronic devices. Many electronics retailers now recycle batteries and other electronic components at no charge.

Distributed by QUEST USA CORP.  
495 Flatbush Ave Brooklyn, NY 11225

© GOIJOY & IJOY are registered trademarks of QUEST USA CORP. All other trademarks and trade names are property of their respective owners.  
Designed by GOIJOY & IJOY in New York. All rights reserved QUEST USA CORP.

Made in China.

### Steps for usage

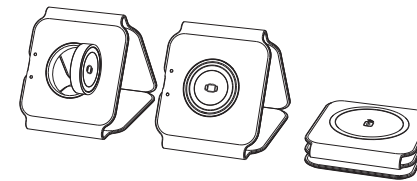
The device is connected to the power supply through the charging cable, and then it can be powered on.

When charging the mobile phone, place the mobile phone flat in the mobile phone charging area to start charging the mobile phone.

After fully charged, simply take off the mobile phone, during the charging process, if you need to terminate the charging, take it directly.

When charging the Watch, place the Watch flat in the charging area to start charging the Watch.

After fully charged, directly remove the Watch;



#### •FCC ID STATEMENT

FCC ID: 2AJQ7TRICHARGE

This device complies with part 15 of the FCC Rules. Operation is subject to the following two conditions:

(1) This device may not cause harmful interference, and  
(2) this device must accept any interference received, including interference that may cause undesired operation.

Warning: Changes or modifications not expressly approved by the party responsible for compliance could void the user's authority to operate the equipment.

NOTE: This equipment has been tested and found to comply with the limits for a Class B digital device, pursuant to Part 15 of the FCC Rules. These limits are designed to provide reasonable protection against harmful interference in a residential installation. This equipment generates uses and can radiate radio frequency energy and, if not installed and used in accordance with the instructions, may cause harmful interference to radio communications. However, there is no guarantee that interference will not occur in a particular installation. If this equipment does cause harmful interference to radio or television reception, which can be determined by turning the equipment off and on, the user is encouraged to try to correct the interference by one or more of the following measures:

Reorient or relocate the receiving antenna.  
Increase the separation between the equipment and receiver. Connect the equipment into an outlet on a circuit different from that to which the receiver is connected.  
Consult the dealer or an experienced radio/TV technician for help.

RF warning statement:

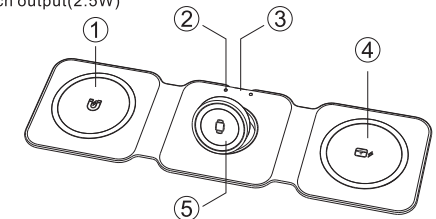
The device has been evaluated to meet general RF exposure requirement. This equipment should be installed and operated with minimum distance 20 cm between the radiator and your body.

During the charging process, if you need to terminate the charging, remove the Watch directly.  
When charging the Earphone, place the Earphone flat in the charging area to start charging;  
After fully charged, simply remove the Earphone;  
During the charging process, if you need to terminate the charging, remove it directly.

#### •OTHER IMPORTANT SAFETY INFORMATION

Disposal of old electronic & electronic equipment (Applicable in the European Union and other European Counties with separate collection systems) The trash can symbol (seen on the bottom) on the production indicates that this product shall not be treated as household waste. Instead it shall be handed over to the applicable collection point for recycling of electronic equipment. By ensuring this product is disposed of correctly, you will help prevent potential negative consequences for the environment and human health, which could otherwise be caused by inappropriate waste handling. For more detailed information about this product, please contact your local household waste disposal service or the shop where you purchased this item.

1. Mobile phone output  
Magnetic fast charging(15W)
2. LED indicator
3. Type-C Input
4. Earphone output (3W)  
Mobile phone output (5W)
5. Watch output(2.5W)



#### ⚠ Special Note

Recommended to use the supplied charging cable for power supply, and not to use the original Mobile phone cable.

