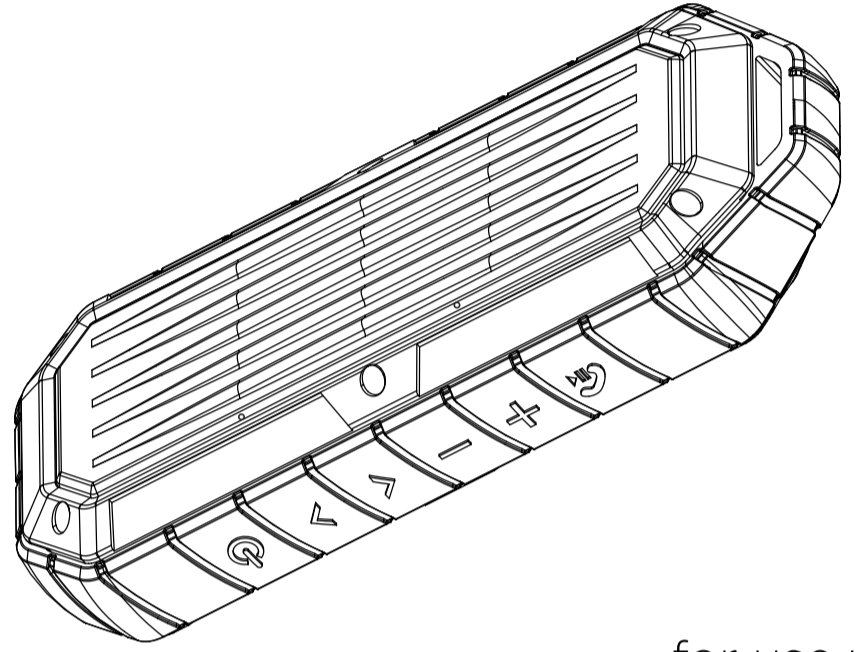


FRONT

BACK



WATERPROOF BLUETOOTH SPEAKER
ijoy BEACH BOMB



ijoy

•SPECIFICATIONS

Main Device Parameters
Output Power: 5W+1+1pc of Vibration Membrane
Frequency Response: 120Hz-16kHz
RMS: (THD=10%)
Driver: 40mm*1
Power Supply: USB-DC5V 500mA
Distortion: <0.5%
S/N: >65dB
Battery Capacity: 1200mAh
Playtime: 4 hours 50% volume
Battery Charging Time: 2-3 hours

QUEST USA CORP.
465 Flatbush Ave Brooklyn, NY 11225
© GOSJOY & IJOY are registered trademarks of QUEST USA CORP.
All other trademarks and trade names are property of their respective owners. Designed by GOSJOY & IJOY in New York.
All rights reserved QUEST USA CORP Brooklyn, NY.
Limited lifetime warranty. To activate your product warranty go to our website www.gosjoy.com & register this product.

for use with **Bluetooth** enabled devices

USER MANUAL

•YOUR IJOY PRODUCT

Thank you for purchasing and using the "IJOY BEACH BOMB" wireless speaker. This product can provide a high quality listening experience through phones, computers, and multimedia. Before using this product, carefully read this manual to in order to operate at maximum benefit. Please ask your local dealer or call us if you have any questions

PACKAGE CONTENTS

IJOY BEACH BOMB waterproof speaker x 1
Carabiner x 1
Micro USB charging cable x 1
3.5mm Audio Cable x 1
User Manual x 1

•PAIRING YOUR PRODUCT

1. Place speaker within 30ft of the Bluetooth-enabled device.
2. Press the ON/OFF button to ON. The blue LED flashes quickly to indicate Bluetooth pairing mode.
3. Follow the instructions of your device to search for the speaker
4. The speaker is called "IJOY BEACH BOMB". If a PIN is required, enter "0000."
5. The blue LED flashes slowly when pairing is complete.

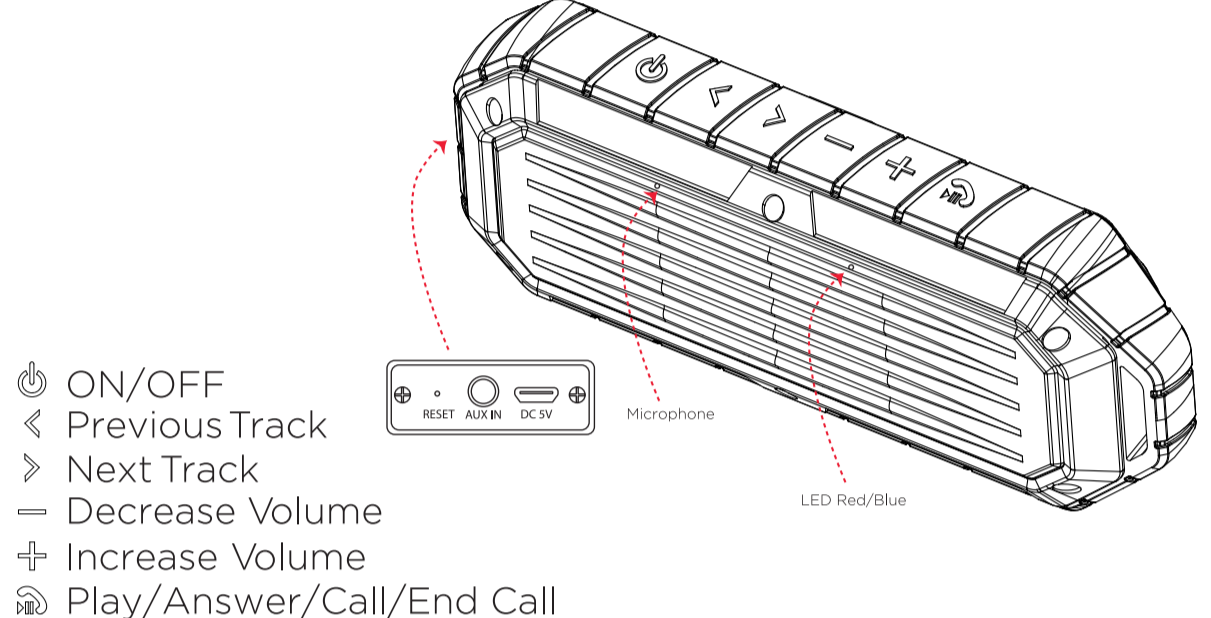
•BATTERY CAUTION

The battery used in this device may present a risk of fire, explosion or chemical burn if used incorrectly. Never use or charge the battery if it appears to be leaking, discolored, deformed, or in any way abnormal. Never disassemble the unit or attempt to remove the battery as that could cause leakage of alkaline solution or other electrolytic substance. Always confirm that the temperature is 5 degrees Celsius before you change the battery. Never expose the battery to any liquid. Never expose the battery to excessive heat such as direct sunlight or fire. Never use the battery pack in an unventilated vehicle where excessive internal temperatures may be encountered. Always keep the battery out of reach of infants and small children.

•BATTERY DISPOSAL

Please do not attempt to change the battery yourself. If the battery has died and you do not want us to replace your battery, you should follow the disposal instructions listed here. Never dispose of used batteries/electronics with ordinary solid wastes. Always dispose of used batteries/electronics in accordance with the prevailing community regulations that apply to the disposal of batteries/electronics. If there are no local regulations concerning battery/electronics disposal, please dispose of the device in a waste bin for electronic devices. Many electronics retailers now recycle batteries and other electronic components at no charge.

•DEVICE FUNCTIONS



ON/OFF
◀ Previous Track
▶ Next Track
- Decrease Volume
+ Increase Volume
📞 Play/Answer/Call/End Call

•INSTRUCTIONS


1. To turn the speakers on, press the ON/OFF button and hold for 2-3 seconds.
2. The speaker beeps and a blue LED flashes slowly.
3. The blue LED stays on when playing music.
4. To turn the speakers off, press the ON/OFF button and hold for 2-3 seconds.

•LED INDICATOR

Charging: Red LED on
Fully Charged: Red LED off
Pairing Mode: Blue LED flashes quickly
Connected: Blue LED on
Playing: Blue LED flashes slowly

•OTHER IMPORTANT SAFETY INFORMATION

To avoid danger of suffocation, keep plastic bag away from babies and children. Do not use this bag in cribs, beds, carriages or playpens. This bag is not a toy. Disposal of old electrical & electronic equipment (Applicable in the European Union and other European Countries with separate collection systems.) The trash can symbol (seen on bottom right) on the product or on its packaging indicates that this product shall not be treated as household waste. Instead it shall be handed over to the applicable collection point for recycling of electronic equipment. By ensuring this product is disposed of correctly, you will help prevent potential negative consequences for the environment and human health, which could otherwise be caused by inappropriate waste handling. For more detailed information about this product, please contact your local household waste disposal service or the shop where you purchased this item.



•LIMITED LIFETIME WARRANTY

Our product is warranted for a limited lifetime warranty from the date of purchase. The warranty is provided on all material defects and workmanship. Guarantee of 24 months does not apply to decrease in the accumulators effective capacity caused by its use or age. Effective capacity gradually decreases depending on the method of use of the accumulator. **WE RESERVE THE RIGHT TO CHANGE TECHNICAL SPECIFICATIONS.** For more information please visit: www.gosjoy.com

Tip: Must choose the formal manufacturer certified charger, output voltage of 5v. If the product is not in use for a long time, please charge it.

• FCC Warning

This device complies with part 15 of the FCC rules. Operation is subject to the following two conditions:
(1) this device may not cause harmful interference, and (2) this device must accept any interference received, including interference that may cause undesired operation.

Changes or modifications not expressly approved by the party responsible for compliance could void the user's authority to operate the equipment.

NOTE: This equipment has been tested and found to comply with the limits for a Class B digital device, pursuant to part 15 of the FCC Rules. These limits are designed to provide reasonable protection against harmful interference in a residential installation. This equipment generates uses and can radiate radio frequency energy and, if not installed and used in accordance with the instructions, may cause harmful interference to radio communications. However, there is no guarantee that interference will not occur in a particular installation. If this equipment does cause harmful interference to radio or television reception, which can be determined by turning the equipment off and on, the user is encouraged to try to correct the interference by one or more of the following measures:

- o Reorient or relocate the receiving antenna.
- o Increase the separation between the equipment and receiver.
- o Connect the equipment into an outlet on a circuit different from that to which the receiver is connected.
- o Consult the dealer or an experienced radio/TV technician for help.

The device has been evaluated to meet general RF exposure requirement. The device can be used in portable exposure condition without restriction.

**ATTENTION VENDOR: PLEASE FOLD ON GREEN LINES AND PRINT DOUBLE SIDED
DO NOT PRINT GREEN LINES WITH MANUAL**