


FRONT

BACK



**LED BLUETOOTH SPEAKER
ATLANTIK**

FCC ID: 2AJQ7ATLANTIK
for use with
 enabled devices

USER MANUAL

•YOUR IJOY PRODUCT

Thank you for purchasing and using the "IJOY ATLANTIK" LED Bluetooth Speaker. This product can provide a high quality listening experience through phones, computers, and multimedia. Before using this product, carefully read this manual to in order to operate at maximum benefit. Please ask your local dealer or call us if you have any questions.

IJOY ATLANTIK x 1
Charging Cable x 1
User Manual x 1

•BATTERY CAUTION

The battery used in this device may present a risk of fire, explosion or chemical burn if used incorrectly. Never use or charge the battery if it appears to be leaking, discolored, deformed or in any way abnormal. Never disassemble the unit or attempt to remove the battery as that could cause leakage of alkaline solution or other electrolytic substances. Never expose the battery to any liquid. Never expose the battery to excessive heat such as direct light or fire. Always keep the battery out of the reach of infants and small children.

•BATTERY DISPOSAL

Please do not attempt to change the battery yourself. If the battery has died, you should follow the disposal instructions listed here. Never dispose of used batteries/electronics with ordinary solid wastes. Always dispose of used batteries/electronics in accordance with the prevailing community regulations that apply to the disposal of batteries/electronics. If there are no local regulations concerning battery/electronics disposal, please dispose of the device in a waste bin for electronic devices. Many electronics retailers now recycle batteries and other electronic components at no charge.

•FUNCTION KEYS

- VOLUME DOWN/PREVIOUS TRACK:
•Press & hold to lower volume, press once to play previous song.

+ VOLUME UP/NEXT TRACK:
•Press & hold to raise volume, press once to play next song.

M MODE:
•Press once to switch between modes. (BLUETOOTH,TF/USB)

▶ PAUSE/PLAY:
•Press once to pause/play music. (BLUETOOTH, TF/USB)

🔌 MICRO USB CHARGING SLOT:

🔌 USB SLOT:
•Insert USB to play music in USB mode.

📀 TF CARD:
•Insert TF CARD to play music in TF CARD mode.

BLUETOOTH:
•Turn on the speaker and your device's bluetooth.
•Search name "IJOY ATLANTIK" to connect.
•You will hear a voice when the devices are connected successfully.

CHARGING:
•Connect the charging cable to the micro usb port.
•Insert the other end into a adapter in 5V (NOT INCLUDED).
•A red light will light when charging, once charging has completed the light will turn off.

•OTHER IMPORTANT SAFETY INFORMATION

Disposal of old electrical & electronic equipment (Applicable in the European Union and other European Countries with separate collection systems.) The trash can symbol (seen on bottom right) on the product or on its packaging indicates that this product shall not be treated as household waste. Instead it shall be handed over to the applicable collection point for recycling of electronic equipment. By ensuring this product is disposed of correctly, you will help prevent potential negative consequences for the environment and human health, which could otherwise be caused by inappropriate waste handling. For more detailed information about this product, please contact your local household waste disposal service or the shop where you purchased this item.

•BATTERY CAUTION

The battery used in this device may present a risk of fire, explosion or chemical burn if used incorrectly. Never use or charge the battery if it appears to be leaking, discolored, deformed or in any way abnormal. Never disassemble the unit or attempt to remove the battery as that could cause leakage of alkaline solution or other electrolytic substances. Never expose the battery to any liquid. Never expose the battery to excessive heat such as direct light or fire. Always keep the battery out of the reach of infants and small children.

•BATTERY DISPOSAL

Please do not attempt to change the battery yourself. If the battery has died, you should follow the disposal instructions listed here. Never dispose of used batteries/electronics with ordinary solid wastes. Always dispose of used batteries/electronics in accordance with the prevailing community regulations that apply to the disposal of batteries/electronics. If there are no local regulations concerning battery/electronics disposal, please dispose of the device in a waste bin for electronic devices. Many electronics retailers now recycle batteries and other electronic components at no charge.

•ONE (1) YEAR LIMITED WARRANTY

Our product is warranted for a One (1) year limited warranty from the date of purchase. The warranty is provided on all material defects and workmanship. Guarantee of 12 months does not apply to decrease in the accumulator's effective capacity caused by its use or age. Effective capacity gradually decreases depending on the method of use of the accumulator. **WE RESERVE THE RIGHT TO CHANGE TECHNICAL SPECIFICATIONS.** For more information please visit, www.goijoy.com

Tip: Must choose the formal manufacturer certified charger, output voltage of 5v. If the product is not in use for a long time, please charge it.

•SPECIFICATIONS

Output power: 3W*1
Input: 5V/0.5A
Battery: 800mAh/3.7V
Product size: 157*98*73mm
Frequency range: 20Hz-18KHz


•FCC Statement

This device complies with part 15 of the FCC Rules. Operation is subject to the following two conditions:
(1) This device may not cause harmful interference, and
(2) this device must accept any interference received, including interference that may cause undesired operation.


Warning: Changes or modifications not expressly approved by the party responsible for compliance could void the user's authority to operate the equipment.

NOTE: This equipment has been tested and found to comply with the limits for a Class B digital device, pursuant to Part 15 of the FCC Rules. These limits are designed to provide reasonable protection against harmful interference in a residential installation. This equipment generates uses and can radiate radio frequency energy and, if not installed and used in accordance with the instructions, may cause harmful interference to radio communications. However, there is no guarantee that interference will not occur in a particular installation. If this equipment does cause harmful interference to radio or television reception, which can be determined by turning the equipment off and on, the user is encouraged to try to correct the interference by one or more of the following measures:
Reorient or relocate the receiving antenna.
Increase the separation between the equipment and receiver. Connect the equipment into an outlet on a circuit different from that to which the receiver is connected.
Consult the dealer or an experienced radio/TV technician for help.

RF warning statement:
The device has been evaluated to meet general RF exposure requirement. The device can be used in portable exposure condition without restriction.



**LED BLUETOOTH SPEAKER
ATLANTIK**

FCC ID: 2AJQ7ATLANTIK
for use with
 enabled devices

USER MANUAL

•YOUR IJOY PRODUCT

Thank you for purchasing and using the "IJOY ATLANTIK" LED Bluetooth Speaker. This product can provide a high quality listening experience through phones, computers, and multimedia. Before using this product, carefully read this manual to in order to operate at maximum benefit. Please ask your local dealer or call us if you have any questions.

IJOY ATLANTIK x 1
Charging Cable x 1
User Manual x 1

•BATTERY CAUTION

The battery used in this device may present a risk of fire, explosion or chemical burn if used incorrectly. Never use or charge the battery if it appears to be leaking, discolored, deformed or in any way abnormal. Never disassemble the unit or attempt to remove the battery as that could cause leakage of alkaline solution or other electrolytic substances. Never expose the battery to any liquid. Never expose the battery to excessive heat such as direct light or fire. Always keep the battery out of the reach of infants and small children.

•BATTERY DISPOSAL

Please do not attempt to change the battery yourself. If the battery has died, you should follow the disposal instructions listed here. Never dispose of used batteries/electronics with ordinary solid wastes. Always dispose of used batteries/electronics in accordance with the prevailing community regulations that apply to the disposal of batteries/electronics. If there are no local regulations concerning battery/electronics disposal, please dispose of the device in a waste bin for electronic devices. Many electronics retailers now recycle batteries and other electronic components at no charge.

•FUNCTION KEYS

- VOLUME DOWN/PREVIOUS TRACK:
•Press & hold to lower volume, press once to play previous song.

+ VOLUME UP/NEXT TRACK:
•Press & hold to raise volume, press once to play next song.

M MODE:
•Press once to switch between modes. (BLUETOOTH,TF/USB)

▶ PAUSE/PLAY:
•Press once to pause/play music. (BLUETOOTH, TF/USB)

🔌 MICRO USB CHARGING SLOT:

🔌 USB SLOT:
•Insert USB to play music in USB mode.

📀 TF CARD:
•Insert TF CARD to play music in TF CARD mode.

BLUETOOTH:
•Turn on the speaker and your device's bluetooth.
•Search name "IJOY ATLANTIK" to connect.
•You will hear a voice when the devices are connected successfully.

CHARGING:
•Connect the charging cable to the micro usb port.
•Insert the other end into a adapter in 5V (NOT INCLUDED).
•A red light will light when charging, once charging has completed the light will turn off.

•OTHER IMPORTANT SAFETY INFORMATION

Disposal of old electrical & electronic equipment (Applicable in the European Union and other European Countries with separate collection systems.) The trash can symbol (seen on bottom right) on the product or on its packaging indicates that this product shall not be treated as household waste. Instead it shall be handed over to the applicable collection point for recycling of electronic equipment. By ensuring this product is disposed of correctly, you will help prevent potential negative consequences for the environment and human health, which could otherwise be caused by inappropriate waste handling. For more detailed information about this product, please contact your local household waste disposal service or the shop where you purchased this item.

•BATTERY CAUTION

The battery used in this device may present a risk of fire, explosion or chemical burn if used incorrectly. Never use or charge the battery if it appears to be leaking, discolored, deformed or in any way abnormal. Never disassemble the unit or attempt to remove the battery as that could cause leakage of alkaline solution or other electrolytic substances. Never expose the battery to any liquid. Never expose the battery to excessive heat such as direct light or fire. Always keep the battery out of the reach of infants and small children.

•BATTERY DISPOSAL

Please do not attempt to change the battery yourself. If the battery has died, you should follow the disposal instructions listed here. Never dispose of used batteries/electronics with ordinary solid wastes. Always dispose of used batteries/electronics in accordance with the prevailing community regulations that apply to the disposal of batteries/electronics. If there are no local regulations concerning battery/electronics disposal, please dispose of the device in a waste bin for electronic devices. Many electronics retailers now recycle batteries and other electronic components at no charge.

•ONE (1) YEAR LIMITED WARRANTY

Our product is warranted for a One (1) year limited warranty from the date of purchase. The warranty is provided on all material defects and workmanship. Guarantee of 12 months does not apply to decrease in the accumulator's effective capacity caused by its use or age. Effective capacity gradually decreases depending on the method of use of the accumulator. **WE RESERVE THE RIGHT TO CHANGE TECHNICAL SPECIFICATIONS.** For more information please visit, www.goijoy.com

Tip: Must choose the formal manufacturer certified charger, output voltage of 5v. If the product is not in use for a long time, please charge it.

•SPECIFICATIONS

Output power: 3W*1
Input: 5V/0.5A
Battery: 800mAh/3.7V
Product size: 157*98*73mm
Frequency range: 20Hz-18KHz


•FCC Statement

This device complies with part 15 of the FCC Rules. Operation is subject to the following two conditions:
(1) This device may not cause harmful interference, and
(2) this device must accept any interference received, including interference that may cause undesired operation.

Warning: Changes or modifications not expressly approved by the party responsible for compliance could void the user's authority to operate the equipment.

NOTE: This equipment has been tested and found to comply with the limits for a Class B digital device, pursuant to Part 15 of the FCC Rules. These limits are designed to provide reasonable protection against harmful interference in a residential installation. This equipment generates uses and can radiate radio frequency energy and, if not installed and used in accordance with the instructions, may cause harmful interference to radio communications. However, there is no guarantee that interference will not occur in a particular installation. If this equipment does cause harmful interference to radio or television reception, which can be determined by turning the equipment off and on, the user is encouraged to try to correct the interference by one or more of the following measures:
Reorient or relocate the receiving antenna.
Increase the separation between the equipment and receiver. Connect the equipment into an outlet on a circuit different from that to which the receiver is connected.
Consult the dealer or an experienced radio/TV technician for help.

RF warning statement:
The device has been evaluated to meet general RF exposure requirement. The device can be used in portable exposure condition without restriction.



IMPORTANT REMINDERS

This device can ONLY be charged by 5V adapters/USB ports only. Quick charging devices over 5V may cause heat and fire.

**ATTENTION VENDOR: PLEASE FOLD ON GREEN LINES AND PRINT DOUBLE SIDED
DO NOT PRINT GREEN LINES WITH MANUAL**