

ijoy

RHYTHM LED PORTABLE SPEAKER



**USER
MANUAL**

for use with
 **Bluetooth**
enabled devices

•FCC ID STATEMENT 2AJQ7RHYTHM

This device complies with part 15 of the FCC Rules. Operation is subject to the following two conditions:
(1) This device may not cause harmful interference, and
(2) this device must accept any interference received, including interference that may cause undesired operation.
Warning: Changes or modifications not expressly approved by the party responsible for compliance could void the user's authority to operate the equipment.

NOTE: This equipment has been tested and found to comply with the limits for a Class B digital device, pursuant to Part 15 of the FCC Rules. These limits are designed to provide reasonable protection against harmful interference in a residential installation. This equipment generates uses and can radiate radio frequency energy and, if not installed and used in accordance with the instructions, may cause harmful interference to radio communications. However, there is no guarantee that interference will not occur in a particular installation. If this equipment does cause harmful interference to radio or television reception, which can be determined by turning the equipment off and on, the user is encouraged to try to correct the interference by one or more of the following measures:

Reorient or relocate the receiving antenna.
Increase the separation between the equipment and receiver. Connect the equipment into an outlet on a circuit different from that to which the receiver is connected.
Consult the dealer or an experienced radio/TV technician for help.

RF warning statement:
The device has been evaluated to meet general RF exposure requirement. The device can be used in portable exposure condition without restriction.

•YOUR IJOY PRODUCT

Thank you for purchasing and using the "IJOY RHYTHM" LED portable speaker with lightshow. Before using this product, carefully read this manual in order to operate this device. Please ask your local dealer if you have any questions.

CONTENTS:
1 x Wireless Speaker
1 x Charging Cable
1 x User Manual

•SPECIFICATIONS

Playtime: 100% volume, 2-3hrs; 50% volume, 3-4hrs
Charge Time: 2-3H
Battery Capacity: 800MAH
Features: BT, TF, USB, LED,FM
Output Power: 3W*2
Input: DC 5V 1A
Bluetooth Version: 5.0
Bluetooth Range: 10-15M

•BATTERY CAUTION

The battery used in this device may present a risk of fire, explosion or chemical burn if used incorrectly. Never use or charge the battery if it appears to be leaking, discolored, deformed, or in any way abnormal. Never disassemble the unit or attempt to remove the battery as that could cause leakage of alkaline solution or other electrolytic substance. Never expose the battery to any liquid. Never expose the battery to excessive heat such as direct light or fire. Always keep the battery out of reach of infants and small children.

•BATTERY DISPOSAL

Please do not attempt to change the battery yourself. If the battery has died, you should follow the disposal instructions listed here. Never dispose of used batteries/electronics with ordinary solid wastes. Always dispose of used batteries/electronics in accordance with the prevailing community regulations that apply to the disposal of batteries/electronics. If there are no local regulations concerning battery/electronic disposal, please dispose of the device in a waste bin for electronic devices. Many electronics retailers now recycle batteries and other electronic components at no charge.

•OTHER IMPORTANT SAFETY INFORMATION

Disposal of old electrical & electronic equipment (Applicable in the European Union and other European Countries with separate collection systems.) The trash can symbol (seen on bottom right) on the product or on its packaging indicates that this product shall not be treated as household waste. Instead it shall be handed over to the applicable collection point for recycling of electronic equipment. By ensuring this product is disposed of correctly, you will help prevent potential negative consequences for the environment and human health, which could otherwise be caused by inappropriate waste handling. For more detailed information about this product, please contact your local household waste disposal service or the shop where you purchased this item.



IMPORTANT REMINDERS
This device can ONLY be charged by 5V adapters/USB ports only. Quick charging devices over 5V may cause heat and fire.








Tip: The formal manufacturer certified charger must be chosen, output voltage of 5v. If the product is not in use for a long time, please charge it.

•PAIRING YOUR PRODUCT

- 1.Place the speaker within 10M of a Bluetooth enabled device.
- 2.After turning on the speaker by sliding the ON/OFF switch to turn the speaker on, you will hearing a indicating sound. A blue light will quick flash indicating that the speaker is ready to pair.
3. Opening your phone Bluetooth to search the name "IJOY RHYTHM ". Once selected, the speaker will make another "du" sound, and the blue light is always on confirming the connection, and slow flash after music playing.

•DEVICE FUNCTION

-  Short press for next song/ next channel; Press and hold for volume up.
-  Short press for previous song/previous channel; Press and hold for volume down.
-  In music mode, short press to Play/Pause. In FM mode, short press to automatically searching channel. Press again to exit automatic searching.
-  Mode conversion of BT/FM. Press and quickly release to change mode.
-  Short press to Open/Off LED light.

FM mode:
After switching to FM mode, insert Micro USB cable into the DC 5V port to work as an antenna. Long press " + " and " - " for volume up and down, short press for next and previous channel. Short press " ►|| " button to auto scan FM channels, short press it again to stop scanning.

•ONE (1) YEAR LIMITED WARRANTY

Our product is warranted for a One (1) year limited warranty from the date of purchase. The warranty is provided on all material defects and workmanship. Guarantee of 12 months does not apply to decrease in the accumulator's effective capacity caused by its use or age. Effective capacity gradually decreases depending on the method of use of the accumulator. WE RESERVE THE RIGHT TO CHANGE TECHNICAL SPECIFICATIONS. For more information please visit, www.goijoy.com

Distributed by
Quest USA Corp.
495 Flatbush Ave Brooklyn, NY 11225

© GOIJOY & IJOY are registered trademarks of Quest USA Corp. All other trademarks and trade names are property of their respective owners. Designed by GOIJOY & IJOY in New York. All rights reserved Quest USA Corp. One (1) year limited warranty. To activate your product warranty go to our website www.goijoy.com & register this product.

Made in China.

The Bluetooth® word mark and logos are registered trademarks owned by Bluetooth SIG, Inc. and any use of such marks by QUEST USA CORP. is under license. Other trademarks and trade names are those of their respective owners.

**ATTENTION VENDOR: PLEASE FOLD ON GREEN LINES AND PRINT DOUBLE SIDED
DO NOT PRINT GREEN LINES WITH MANUAL**

FCC Warning:

This transmitter must not be co-located or operating in conjunction with any other antenna or transmitter.

Any Changes or modifications not expressly approved by the party responsible for compliance could void the user's authority to operate the equipment.

This device complies with part 15 of the FCC Rules. Operation is subject to the following two conditions: (1) This device may not cause harmful interference, and (2) this device must accept any interference received, including interference that may cause undesired operation.

Note: This equipment has been tested and found to comply with the limits for a Class B digital device, pursuant to part 15 of the FCC Rules. These limits are designed to provide reasonable protection against harmful interference in a residential installation. This equipment generates, uses and can radiate radio frequency energy and, if not installed and used in accordance with the instructions, may cause harmful interference to radio communications. However, there is no guarantee that interference will not occur in a particular installation. If this equipment does cause harmful interference to radio or television reception, which can be determined by turning the equipment off and on, the user is encouraged to try to correct the interference by one or more of the following measures:

- Reorient or relocate the receiving antenna.
- Increase the separation between the equipment and receiver.
- Connect the equipment into an outlet on a circuit different from that to which the receiver is connected.
- Consult the dealer or an experienced radio/TV technician for help.

RF Exposure Statement:

This equipment complies with FCC radiation exposure limits set forth for an uncontrolled environment.