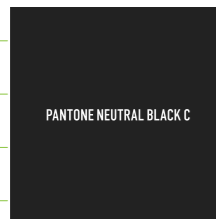




NOTES

4 T E R R A



ENGLISH

 <p>WHAT'S INSIDE 1x Wireless Charging Pad 1x Charging Cable 1x Instruction Manual</p>	<p>RECYCLED ABS & CORK WIRELESS CHARGER</p> <p>SPECIFICATION: •Materials: Recycled ABS+ Cork •Input:DC 5V 2A, 9V 1.67A •Output:DC 5V 1A, 9V 1.1A •Transmission Power: 10W •Charging Distance: +8mm •Product Size: 8.1 x 8.1 x 0.5cm</p>  <p>SCAN ME FOR MORE INFORMATION, PLEASE SCAN THE QR CODE.</p> <p>QWIKID 1. LIMITED 4. CORK WIRELESS CHARGER, 1. USER MANUAL, 1. USER MANUAL</p> <p>QUEST GLOBAL 401 LAUREL AVE. BROOKLYN, NY 11205</p> <p>© 2020 QUEST GLOBAL. ALL RIGHTS RESERVED. TRADEMARK OF QUEST GLOBAL. ALL OTHER TRADEMARKS ARE THE PROPERTY OF THEIR RESPECTIVE OWNERS.</p> <p>QUEST GLOBAL 401 LAUREL AVE. BROOKLYN, NY 11205</p> <p>MADE IN CHINA.</p>	<p>IMPORTANT</p> <p>People who use a heart pacemaker should consult a doctor before using this product, and leave the charger at a distance of 22cm from the pacemaker. Electromagnetic waves can influence the effectiveness of the pacemaker.</p> <ul style="list-style-type: none"> • Do not put the charger in water or any other liquid. • Do not leave the charger around water or let the device get wet. • Do not pull the AC adapter out with wet hands, and ensure the safety and integrity of the adapter. • Do not let dust or other materials accumulate on the product and the AC adapter. • Do not use the product outside the temperature range of 0°C to 40°C. • Do not charge in places where the sun shines directly or in high temperature. • Do not lay magnetic cards or magnetic devices on the charger. • Only use included accessories or certified and tested accessories to charge the device. • Do not attempt to open or disassemble the product. 	<p>FCC ID: 2A-I07-4TWC2876</p> <p>FCC-ID STATEMENT: This device complies with part 15 of the FCC Rules. Operation is subject to the following two conditions: (1) This device may not cause harmful interference, and (2) this device must accept any interference received, including interference that may cause undesired operation. Warning: Changes or modifications not expressly approved by the party responsible for compliance could void the user's authority to operate the equipment. NOTE: This equipment has been tested and found to comply with the limits for a Class B digital device, pursuant to Part 15 of the FCC Rules. These limits are designed to provide reasonable protection against harmful interference in a residential installation. This equipment generates uses and can radiate radio frequency energy and, if not installed and used in accordance with the instructions, may cause harmful interference to radio communications. However, there is no guarantee that interference will not occur in a particular installation. If this equipment does cause harmful interference to radio or television reception, which can be determined by turning the equipment off and on, the user is encouraged to try to correct the interference by one or more of the following measures: • Reorient or relocate the receiving antenna. • Increase the separation between the equipment and receiver. • Connect the equipment into an outlet on a circuit different from that to which the receiver is connected. • Consult the dealer or an experienced radio/TV technician for help.</p>
<p>YOUR 4TERRA PRODUCT</p> <p>Thank you for purchasing and using the 4TERRA wireless phone charger. This product provides high quality wireless charging for most phones. Before attempting to charge, carefully read this manual to correctly use the charger. Please ask your local dealer if you have any questions.</p> <p>FEATURES</p> <ol style="list-style-type: none"> 1. Micro USB Input Port 2. Charging Pad Surface 3. LED Indicator 	<p>INSTRUCTIONS:</p> <ol style="list-style-type: none"> 1. Ensure that your phone supports wireless charging. It will be listed in the manufacturer's specifications. 2. Connect the wireless charging pad to a power source with the micro USB cable provided. When connected, the LED will flash blue and red in the first two seconds. And then the light will stay red. 3. Place the phone on the surface of the wireless charging pad, with the screen facing up. The LED will turn blue to indicate that the phone is charging. <ul style="list-style-type: none"> - The transmitter has the function of detecting foreign objects (FOD). - If there is a foreign object on the transmitter, the LED light will flash. <p>NOTE: Attachments on the back of your phone can impede the effectiveness of the wireless charger, and lead to overheating. Please remove attachments from the phone before charging on this device.</p>	<p>RF warning statement:</p> <p><small>This equipment complies with FCC radiation exposure limits set forth for an uncontrolled environment. This equipment should be installed and operated with minimum 20cm between the radiator & your body.</small></p> <p>ONE (1) YEAR LIMITED WARRANTY Our product is warranted for a One (1) year limited warranty from the date of purchase. The warranty is provided on all material defects and workmanship. Guarantee of 12 months does not apply to decrease in the accumulator's effective capacity caused by its use or age. Effective capacity gradually decreases depending on the method of use of the accumulator. WE RESERVE THE RIGHT TO CHANGE TECHNICAL SPECIFICATIONS. For more information please visit: www.go4terra.com</p>	<div style="border: 1px solid black; padding: 5px; text-align: center;"> <p>4 T E R R A</p> <p>MADE FOR EARTH</p> </div>



FRONT

COVER PAGE
BACK

COVER PAGE
REFERENCE ONLY