
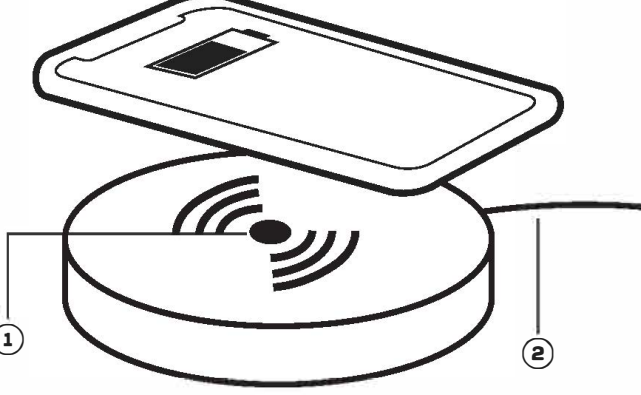



NOTES

4 T E R R A



ENGLISH

 <p>PRODUCT OVERVIEW: 1. Wireless Charging Area & LED Indicator Light 2. Built-in 1M USB Cable</p>	<p>LIMESTONE & CORK WIRELESS CHARGER</p> <p>SPECIFICATION: Cells: 1pc Input: DC 5V2A, 5V2A Output: DC 5V 1A, 5V 1.12A Wireless Output: 10W Material: Cement+Cork Size: φ91 x 15mm</p>  <p>SCAN ME CORK & LIMESTONE WIRELESS CHARGER CORK & LIMESTONE WIRELESS CHARGER CORK & LIMESTONE WIRELESS CHARGER CORK & LIMESTONE WIRELESS CHARGER CORK & LIMESTONE WIRELESS CHARGER CORK & LIMESTONE WIRELESS CHARGER CORK & LIMESTONE WIRELESS CHARGER CORK & LIMESTONE WIRELESS CHARGER CORK & LIMESTONE WIRELESS CHARGER CORK & LIMESTONE WIRELESS CHARGER</p>	<p>FCC ID STATEMENT: FCC ID: 2AJQ7-4TW02</p> <p>This device complies with part 15 of the FCC Rules. Operation is subject to the following two conditions: (1) This device may not cause harmful interference, and (2) this device must accept any interference received, including interference that may cause undesired operation. Warning: Changes or modifications not expressly approved by the party responsible for compliance could void the user's authority to operate the equipment.</p> <p>NOTE: This equipment has been tested and found to comply with the limits for a Class B digital device, pursuant to Part 15 of the FCC Rules. These limits are designed to provide reasonable protection against harmful interference in a residential installation. This equipment generates uses and can radiate radio frequency energy and, if not installed and used in accordance with the instructions, may cause harmful interference to radio communications. However, there is no guarantee that interference will not occur in a particular installation. If this equipment does cause harmful interference to radio or television reception, which can be determined by turning the equipment off and on, the user is encouraged to try to correct the interference by one or more of the following measures: Reorient or relocate the receiving antenna. Increase the separation between the equipment and receiver. Connect the equipment into an outlet on a circuit different from that to which the receiver is connected. Consult the dealer or an experienced radio/TV technician for help.</p>	<p>FCC Radiation Exposure Statement: This equipment complies with FCC radiation exposure limits set forth for an uncontrolled environment. This equipment should be installed and operated with minimum distance 20cm between the radiator & your body.</p> <p>ONE (1) YEAR LIMITED WARRANTY Our product is warranted for a One (1) year limited warranty from the date of purchase. The warranty is provided on all material defects and workmanship. Guarantee of 12 months does not apply to decrease in the accumulator's effective capacity caused by its use or age. Effective capacity gradually decreases depending on the method of use of the accumulator. WE RESERVE THE RIGHT TO CHANGE TECHNICAL SPECIFICATIONS. For more information please visit: www.go4terra.com</p>
<p>USING THE WIRELESS CHARGER:</p> <ul style="list-style-type: none">• First plug the built-in USB Cable ② into the USB port of your wall adapter. The LED indicator ① lights up.• Make sure your phone is compatible for wireless charging.• Put your wireless charging enabled device on the wireless charging area ①.	<p>NOTE:</p> <ul style="list-style-type: none">• Some phone cases may block the wireless charging.• Do not place other materials, like metal objects, magnets, and magnetic stripe cards, between the mobile device and the wireless charger pad.• Check your mobile device's battery percentage using the charging icon displayed on the screen of your phone.• When the mobile device is not placed on the charging area accurately, your mobile device may not charge properly.• Please do not expose this device to moisture or heat sources.• This is not a toy, not suitable for children under the age of 7.	<p>4 T E R R A MADE FOR EARTH</p>	

FRONT

COVER PAGE

BACK



COVER PAGE
REFERENCE ONLY