

DUT: 4G Smart phone; Type: L4506;

Communication System: GSM bands; Frequency: 836.6 MHz; Duty Cycle: 1:8

Medium parameters used: $f = 836.6$ MHz; $\sigma = 0.93$ mho/m; $\epsilon_r = 41.92$; $\rho = 1000$ kg/m³

Phantom section: Left Section

DASY4 Configuration:

- Probe: EX3DV4 – SN7382; ConvF(10.50, 10.50, 10.50); Calibrated: 26/10/2016
- Sensor-Surface: 4mm (Mechanical Surface Detection)
- Electronics: DAE – SN772; Calibrated: 25/10/2016
- Phantom: TWIN SAM; Type: Twin SAM V5.0; Serial: 1909
- Measurement SW: DASY4, V4.5 Build 19; Postprocessing SW: SEMCAD, V1.8 Build 145

Left Cheek/GSM 850 Mid/Area Scan (101x121x1): Measurement grid: dx=10mm, dy=10mm

Maximum value of SAR (interpolated) = 0.241 mW/g

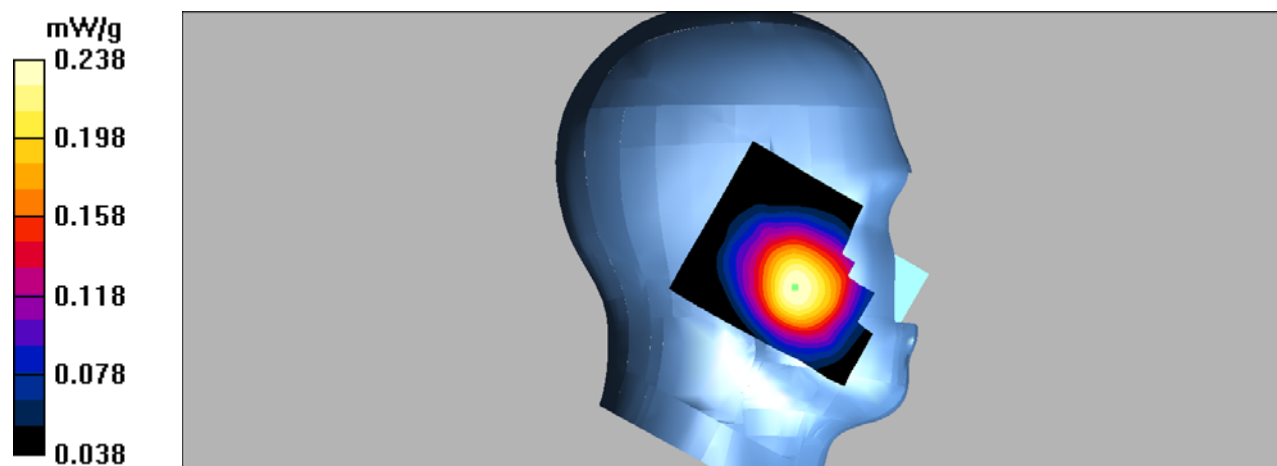
Left Cheek/GSM 850 Mid/Zoom Scan (7x7x7)/Cube 0: Measurement grid: dx=5mm, dy=5mm, dz=5mm

Reference Value = 5.56 V/m; Power Drift = -0.029 dB

Peak SAR (extrapolated) = 0.274 W/kg

SAR(1 g) = 0.225 mW/g; SAR(10 g) = 0.174 mW/g

Maximum value of SAR (measured) = 0.238 mW/g



DUT: 4G Smart phone; Type: L4506;

Communication System: GSM bands; Frequency: 836.6 MHz; Duty Cycle: 1:8

Medium parameters used: $f = 836.6$ MHz; $\sigma = 0.93$ mho/m; $\epsilon_r = 41.92$; $\rho = 1000$ kg/m³

Phantom section: Left Section

DASY4 Configuration:

- Probe: EX3DV4 – SN7382; ConvF(10.50, 10.50, 10.50); Calibrated: 26/10/2016
- Sensor-Surface: 4mm (Mechanical Surface Detection)
- Electronics: DAE – SN772; Calibrated: 25/10/2016
- Phantom: TWIN SAM; Type: Twin SAM V5.0; Serial: 1909
- Measurement SW: DASY4, V4.5 Build 19; Postprocessing SW: SEMCAD, V1.8 Build 145

Left Tilt/GSM 850 Mid/Area Scan (101x121x1): Measurement grid: dx=10mm, dy=10mm

Maximum value of SAR (interpolated) = 0.144 mW/g

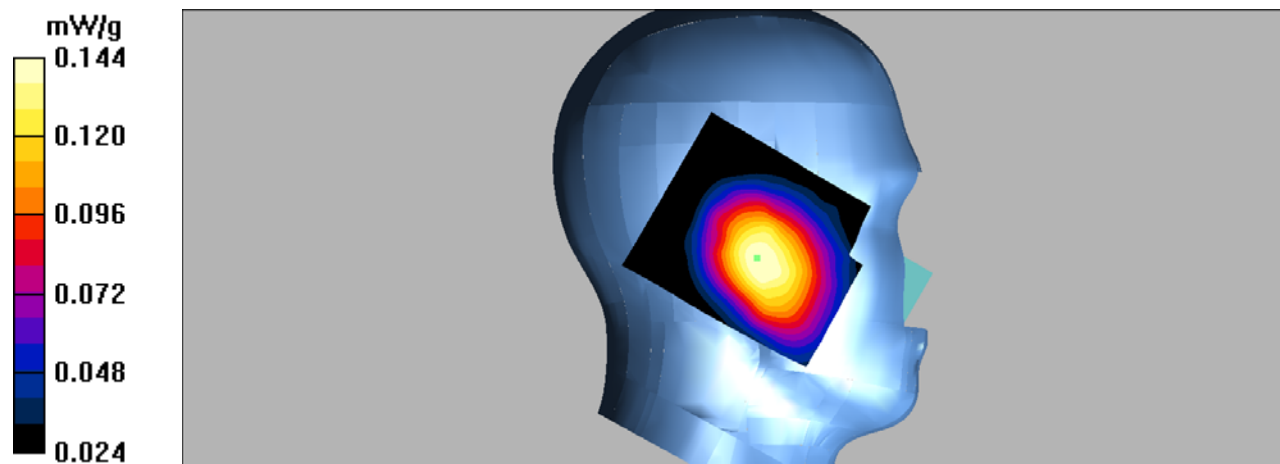
Left Tilt/GSM 850 Mid/Zoom Scan (7x7x7)/Cube 0: Measurement grid: dx=5mm, dy=5mm, dz=5mm

Reference Value = 8.90 V/m; Power Drift = 0.01 dB

Peak SAR (extrapolated) = 0.169 W/kg

SAR(1 g) = 0.138 mW/g; SAR(10 g) = 0.106 mW/g

Maximum value of SAR (measured) = 0.144 mW/g



DUT: 4G Smart phone; Type: L4506;

Communication System: GSM bands; Frequency: 836.6 MHz; Duty Cycle: 1:8

Medium parameters used: $f = 836.6$ MHz; $\sigma = 0.93$ mho/m; $\epsilon_r = 41.92$; $\rho = 1000$ kg/m³

Phantom section: Right Section

DASY4 Configuration:

- Probe: EX3DV4 – SN7382; ConvF(10.50, 10.50, 10.50); Calibrated: 26/10/2016

- Sensor-Surface: 4mm (Mechanical Surface Detection)

- Electronics: DAE – SN772; Calibrated: 25/10/2016

- Phantom: TWIN SAM; Type: Twin SAM V5.0; Serial: 1909

- Measurement SW: DASY4, V4.5 Build 19; Postprocessing SW: SEMCAD, V1.8 Build 145

Right Cheek/GSM 850 Mid/Area Scan (101x121x1): Measurement grid: dx=10mm, dy=10mm

Maximum value of SAR (interpolated) = 0.231 mW/g

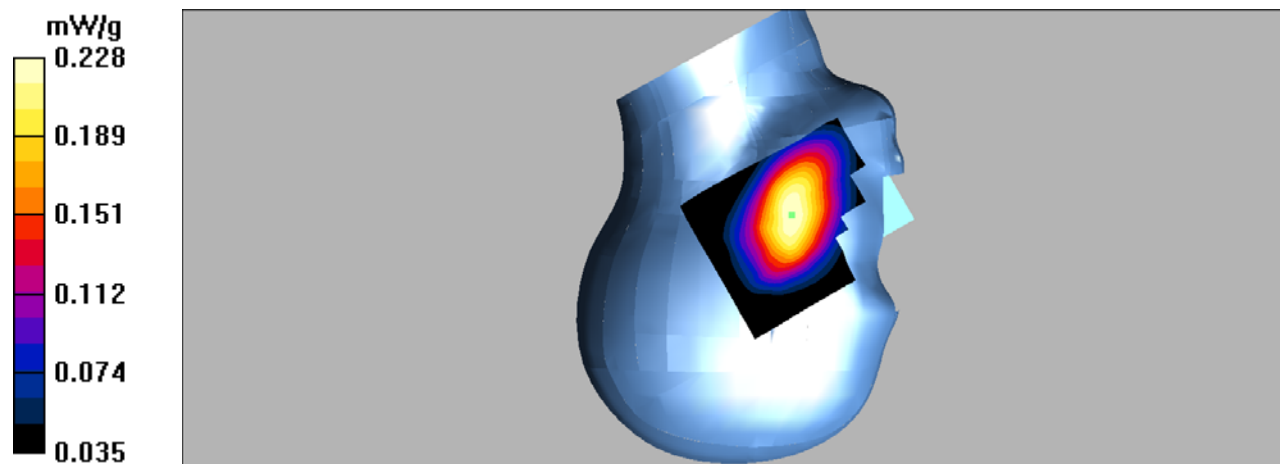
Right Cheek/GSM 850 Mid/Zoom Scan (7x7x7)/Cube 0: Measurement grid: dx=5mm, dy=5mm, dz=5mm

Reference Value = 5.30 V/m; Power Drift = 0.087 dB

Peak SAR (extrapolated) = 0.259 W/kg

SAR(1 g) = 0.215 mW/g; SAR(10 g) = 0.166 mW/g

Maximum value of SAR (measured) = 0.228 mW/g



DUT: 4G Smart phone; Type: L4506;

Communication System: GSM bands; Frequency: 836.6 MHz; Duty Cycle: 1:8

Medium parameters used: $f = 836.6$ MHz; $\sigma = 0.93$ mho/m; $\epsilon_r = 41.92$; $\rho = 1000$ kg/m³

Phantom section: Right Section

DASY4 Configuration:

- Probe: EX3DV4 – SN7382; ConvF(10.50, 10.50, 10.50); Calibrated: 26/10/2016
- Sensor-Surface: 4mm (Mechanical Surface Detection)
- Electronics: DAE – SN772; Calibrated: 25/10/2016
- Phantom: TWIN SAM; Type: Twin SAM V5.0; Serial: 1909
- Measurement SW: DASY4, V4.5 Build 19; Postprocessing SW: SEMCAD, V1.8 Build 145

Right Tilt/GSM 850 Mid/Area Scan (101x121x1): Measurement grid: dx=10mm, dy=10mm

Maximum value of SAR (interpolated) = 0.156 mW/g

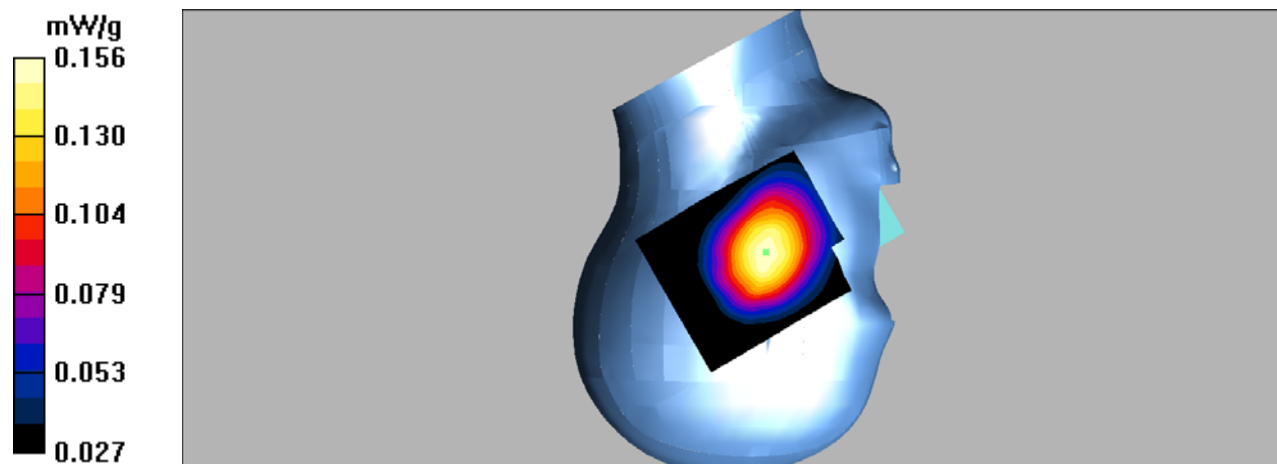
Right Tilt/GSM 850 Mid/Zoom Scan (7x7x7)/Cube 0: Measurement grid: dx=5mm, dy=5mm, dz=5mm

Reference Value = 8.03 V/m; Power Drift = 0.144 dB

Peak SAR (extrapolated) = 0.180 W/kg

SAR(1 g) = 0.150 mW/g; SAR(10 g) = 0.117 mW/g

Maximum value of SAR (measured) = 0.156 mW/g



DUT: 4G Smart phone; Type: L4506;

Communication System: GSM bands; Frequency: 836.6 MHz; Duty Cycle: 1:8

Medium parameters used: $f = 836.6$ MHz; $\sigma = 0.96$ mho/m; $\epsilon_r = 55.12$; $\rho = 1000$ kg/m³

Phantom section: Flat Section

DASY4 Configuration:

- Probe: EX3DV4 – SN7382; ConvF(10.54, 10.54, 10.54); Calibrated: 26/10/2016

- Sensor-Surface: 4mm (Mechanical Surface Detection)

- Electronics: DAE – SN772; Calibrated: 25/10/2016

- Phantom: TWIN SAM; Type: Twin SAM V5.0; Serial: 1909

- Measurement SW: DASY4, V4.5 Build 19; Postprocessing SW: SEMCAD, V1.8 Build 145

Body Worn Back/GSM 850 Mid/Area Scan (101x121x1): Measurement grid: dx=10mm, dy=10mm

Maximum value of SAR (interpolated) = 0.538 mW/g

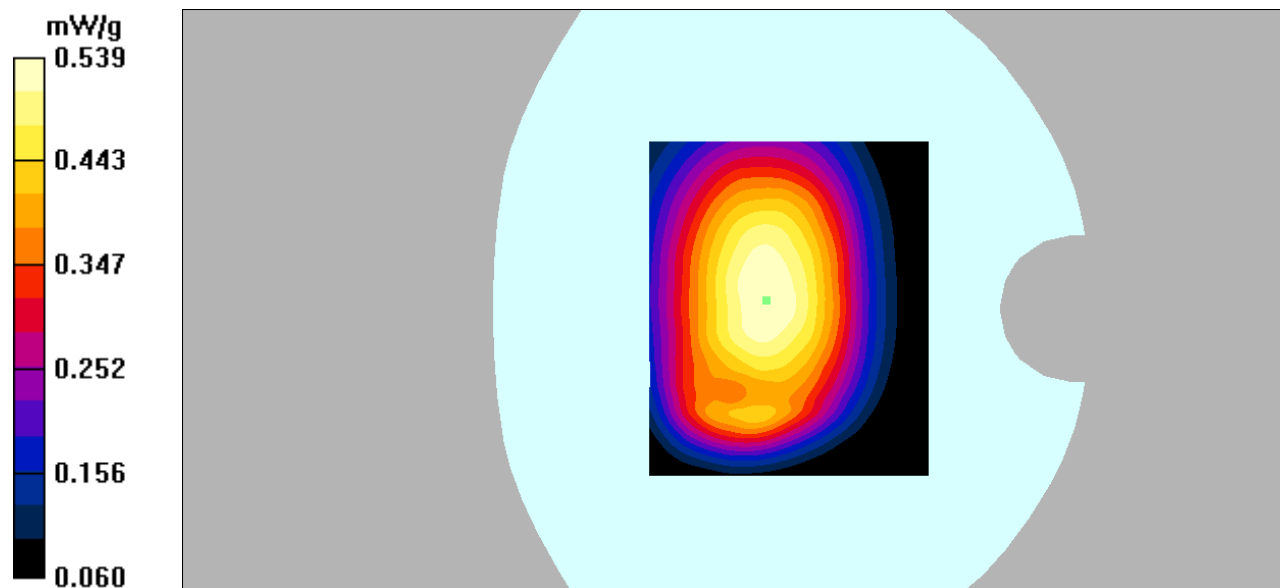
Body Worn Back/GSM 850 Mid/Zoom Scan (7x7x7)/Cube 0: Measurement grid: dx=5mm, dy=5mm, dz=5mm

Reference Value = 23.3 V/m; Power Drift = -0.088 dB

Peak SAR (extrapolated) = 0.644 W/kg

SAR(1 g) = 0.510 mW/g; SAR(10 g) = 0.389 mW/g

Maximum value of SAR (measured) = 0.539 mW/g



DUT: 4G Smart phone; Type: L4506;

Communication System: GPRS bands -2slots; Frequency: 836.6 MHz;Duty Cycle: 1:4

Medium parameters used: $f = 836.6$ MHz; $\sigma = 0.96$ mho/m; $\epsilon_r = 55.12$; $\rho = 1000$ kg/m³

Phantom section: Flat Section

DASY4 Configuration:

- Probe: EX3DV4 – SN7382; ConvF(10.54, 10.54, 10.54); Calibrated: 26/10/2016

- Sensor-Surface: 4mm (Mechanical Surface Detection)

- Electronics: DAE – SN772; Calibrated: 25/10/2016

- Phantom: TWIN SAM; Type: Twin SAM V5.0; Serial: 1909

- Measurement SW: DASY4, V4.5 Build 19; Postprocessing SW: SEMCAD, V1.8 Build 145

Body Back/GSM 850 Mid/Area Scan (101x121x1): Measurement grid: dx=10mm, dy=10mm

Maximum value of SAR (interpolated) = 0.762 mW/g

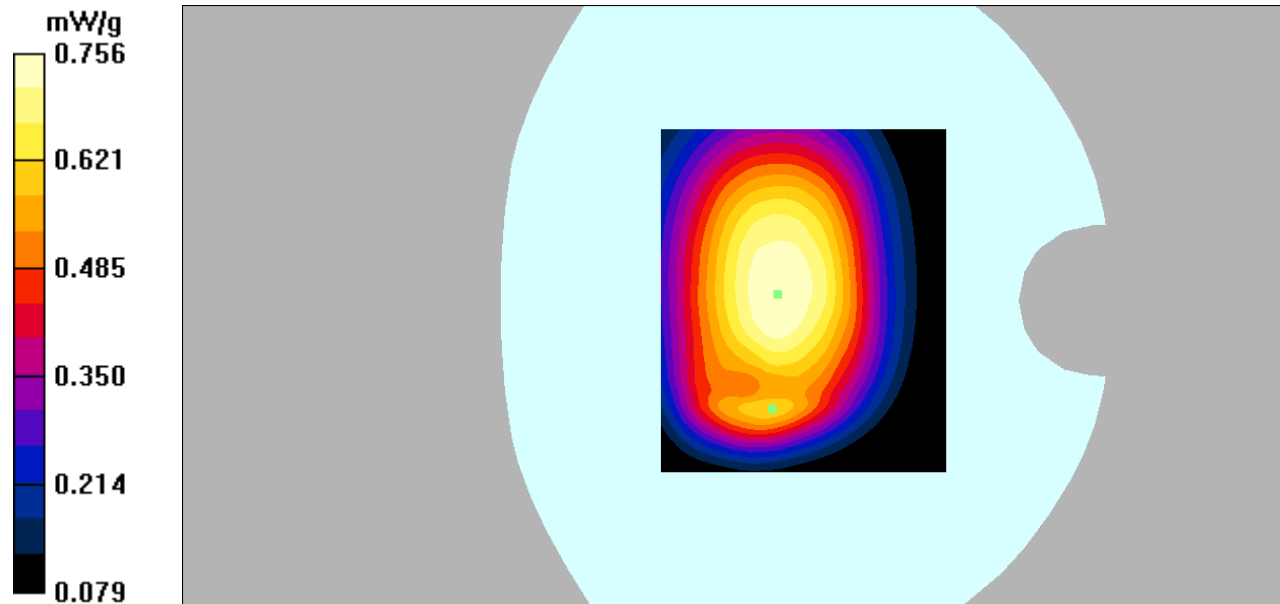
Body Back/GSM 850 Mid/Zoom Scan (7x7x7)/Cube 0: Measurement grid: dx=5mm, dy=5mm, dz=5mm

Reference Value = 29.0 V/m; Power Drift = -0.034 dB

Peak SAR (extrapolated) = 0.886 W/kg

SAR(1 g) = 0.718 mW/g; SAR(10 g) = 0.551 mW/g

Maximum value of SAR (measured) = 0.756 mW/g



DUT: 4G Smart phone; Type: L4506;

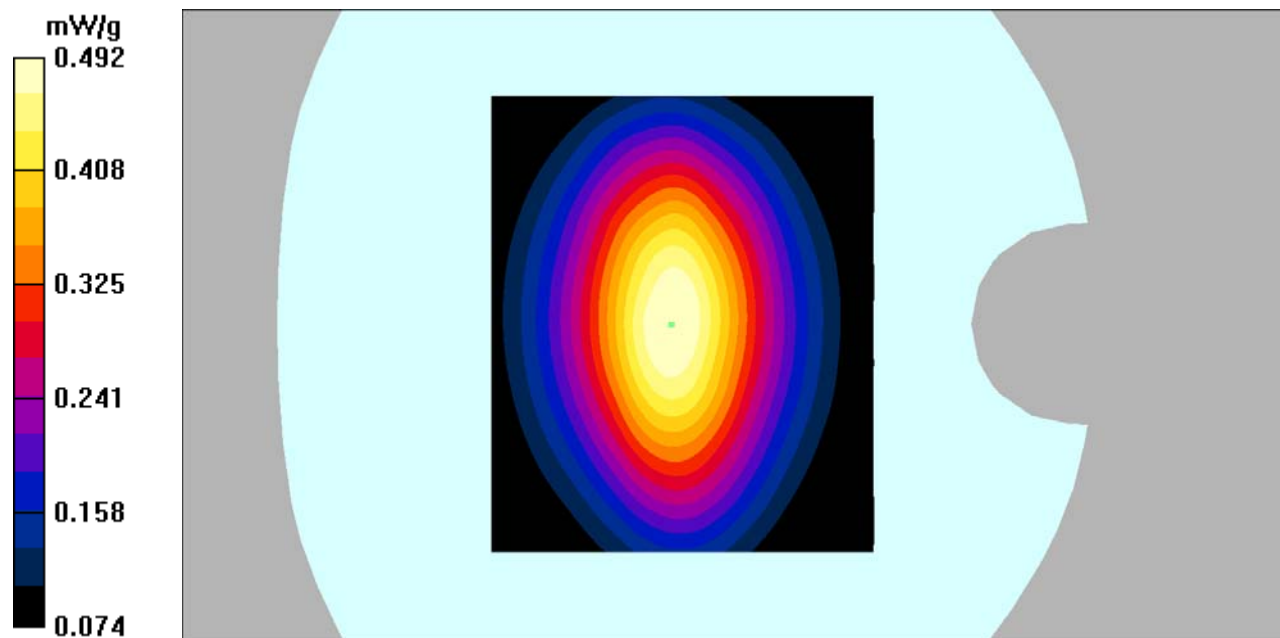
Communication System: GPRS bands -2slots; Frequency: 836.6 MHz; Duty Cycle: 1:4
Medium parameters used: $f = 836.6$ MHz; $\sigma = 0.96$ mho/m; $\epsilon_r = 55.12$; $\rho = 1000$ kg/m³
Phantom section: Flat Section

DASY4 Configuration:

- Probe: EX3DV4 – SN7382; ConvF(10.54, 10.54, 10.54); Calibrated: 26/10/2016
- Sensor-Surface: 4mm (Mechanical Surface Detection)
- Electronics: DAE – SN772; Calibrated: 25/10/2016
- Phantom: TWIN SAM; Type: Twin SAM V5.0; Serial: 1909
- Measurement SW: DASY4, V4.5 Build 19; Postprocessing SW: SEMCAD, V1.8 Build 145

Body Left/GSM 850 Mid/Area Scan (101x121x1): Measurement grid: dx=10mm, dy=10mm
Maximum value of SAR (interpolated) = 0.498 mW/g

Body Left/GSM 850 Mid/Zoom Scan (7x7x7)/Cube 0: Measurement grid: dx=5mm, dy=5mm, dz=5mm
Reference Value = 22.7 V/m; Power Drift = -0.030 dB
Peak SAR (extrapolated) = 0.599 W/kg
SAR(1 g) = 0.464 mW/g; SAR(10 g) = 0.336 mW/g
Maximum value of SAR (measured) = 0.492 mW/g



DUT: 4G Smart phone; Type: L4506;

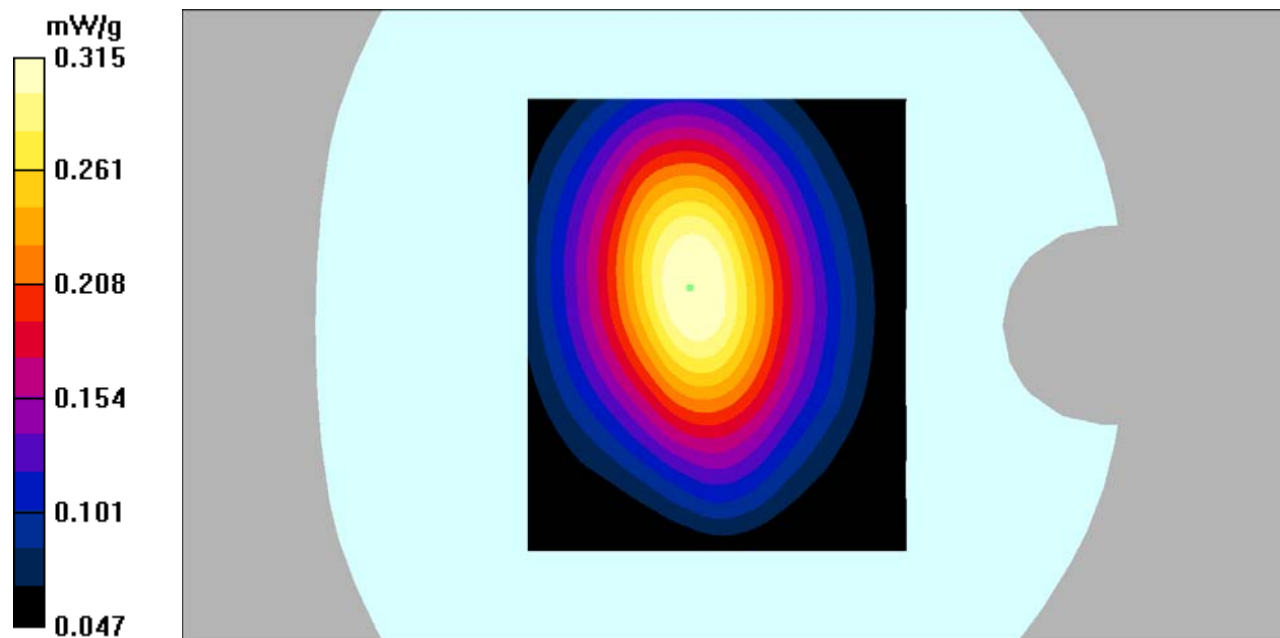
Communication System: GPRS bands -2slots; Frequency: 836.6 MHz; Duty Cycle: 1:4
Medium parameters used: $f = 836.6$ MHz; $\sigma = 0.96$ mho/m; $\epsilon_r = 55.12$; $\rho = 1000$ kg/m³
Phantom section: Flat Section

DASY4 Configuration:

- Probe: EX3DV4 – SN7382; ConvF(10.54, 10.54, 10.54); Calibrated: 26/10/2016
- Sensor-Surface: 4mm (Mechanical Surface Detection)
- Electronics: DAE – SN772; Calibrated: 25/10/2016
- Phantom: TWIN SAM; Type: Twin SAM V5.0; Serial: 1909
- Measurement SW: DASY4, V4.5 Build 19; Postprocessing SW: SEMCAD, V1.8 Build 145

Body Right/GSM 850 Mid/Area Scan (101x121x1): Measurement grid: dx=10mm, dy=10mm
Maximum value of SAR (interpolated) = 0.323 mW/g

Body Right/GSM 850 Mid/Zoom Scan (7x7x7)/Cube 0: Measurement grid: dx=5mm, dy=5mm, dz=5mm
Reference Value = 17.8 V/m; Power Drift = -0.039 dB
Peak SAR (extrapolated) = 0.386 W/kg
SAR(1 g) = 0.299 mW/g; SAR(10 g) = 0.216 mW/g
Maximum value of SAR (measured) = 0.315 mW/g



DUT: 4G Smart phone; Type: L4506;

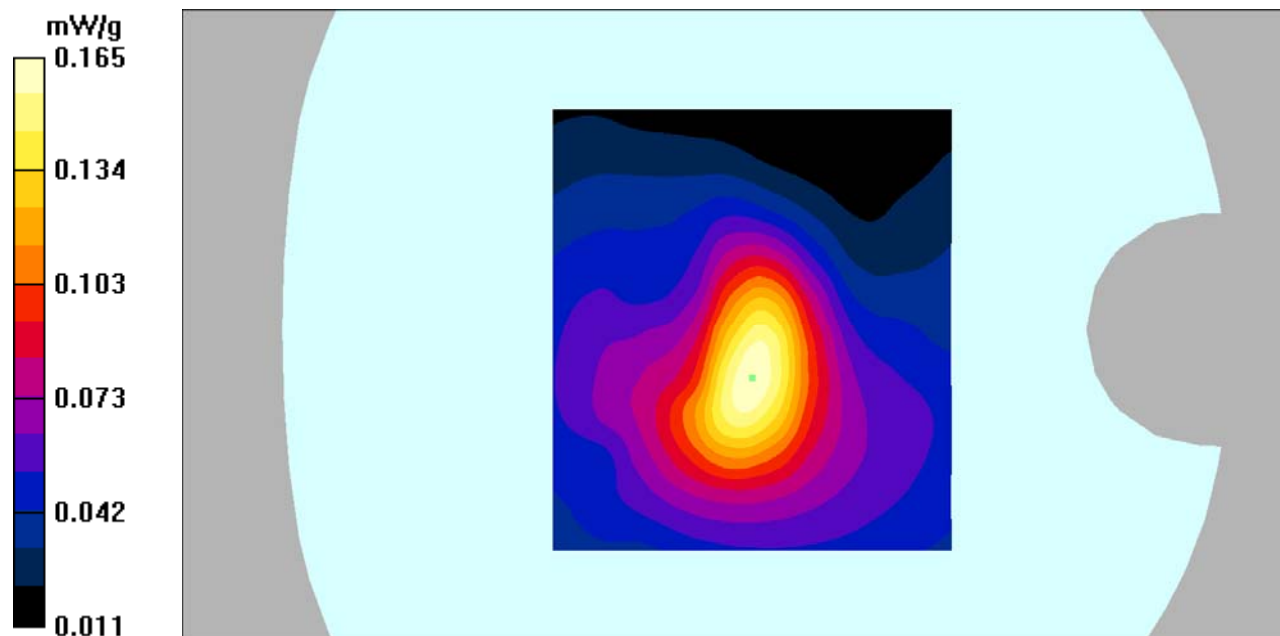
Communication System: GPRS bands -2slots; Frequency: 836.6 MHz; Duty Cycle: 1:4
Medium parameters used: $f = 836.6$ MHz; $\sigma = 0.96$ mho/m; $\epsilon_r = 55.12$; $\rho = 1000$ kg/m³
Phantom section: Flat Section

DASY4 Configuration:

- Probe: EX3DV4 – SN7382; ConvF(10.54, 10.54, 10.54); Calibrated: 26/10/2016
- Sensor-Surface: 4mm (Mechanical Surface Detection)
- Electronics: DAE – SN772; Calibrated: 25/10/2016
- Phantom: TWIN SAM; Type: Twin SAM V5.0; Serial: 1909
- Measurement SW: DASY4, V4.5 Build 19; Postprocessing SW: SEMCAD, V1.8 Build 145

Body Bottom/GSM 850 Mid/Area Scan (91x101x1): Measurement grid: dx=10mm, dy=10mm
Maximum value of SAR (interpolated) = 0.163 mW/g

Body Bottom/GSM 850 Mid/Zoom Scan (7x7x7)/Cube 0: Measurement grid: dx=5mm, dy=5mm, dz=5mm
Reference Value = 12.6 V/m; Power Drift = -0.170 dB
Peak SAR (extrapolated) = 0.269 W/kg
SAR(1 g) = 0.151 mW/g; SAR(10 g) = 0.091 mW/g
Maximum value of SAR (measured) = 0.165 mW/g



DUT: 4G Smart phone; Type: L4506;

Communication System: GSM bands; Frequency: 1880 MHz; Duty Cycle: 1:8

Medium parameters used: $f = 1880$ MHz; $\sigma = 1.43$ mho/m; $\epsilon_r = 39.35$; $\rho = 1000$ kg/m³

Phantom section: Left Section

DASY4 Configuration:

- Probe: EX3DV4 – SN7382; ConvF(8.71, 8.71, 8.71); Calibrated: 26/10/2016

- Sensor-Surface: 4mm (Mechanical Surface Detection)

- Electronics: DAE – SN772; Calibrated: 25/10/2016

- Phantom: TWIN SAM; Type: Twin SAM V5.0; Serial: 1909

- Measurement SW: DASY4, V4.5 Build 19; Postprocessing SW: SEMCAD, V1.8 Build 145

Left Cheek/GSM 1900 Mid/Area Scan (101x121x1): Measurement grid: dx=10mm, dy=10mm

Maximum value of SAR (interpolated) = 0.489 mW/g

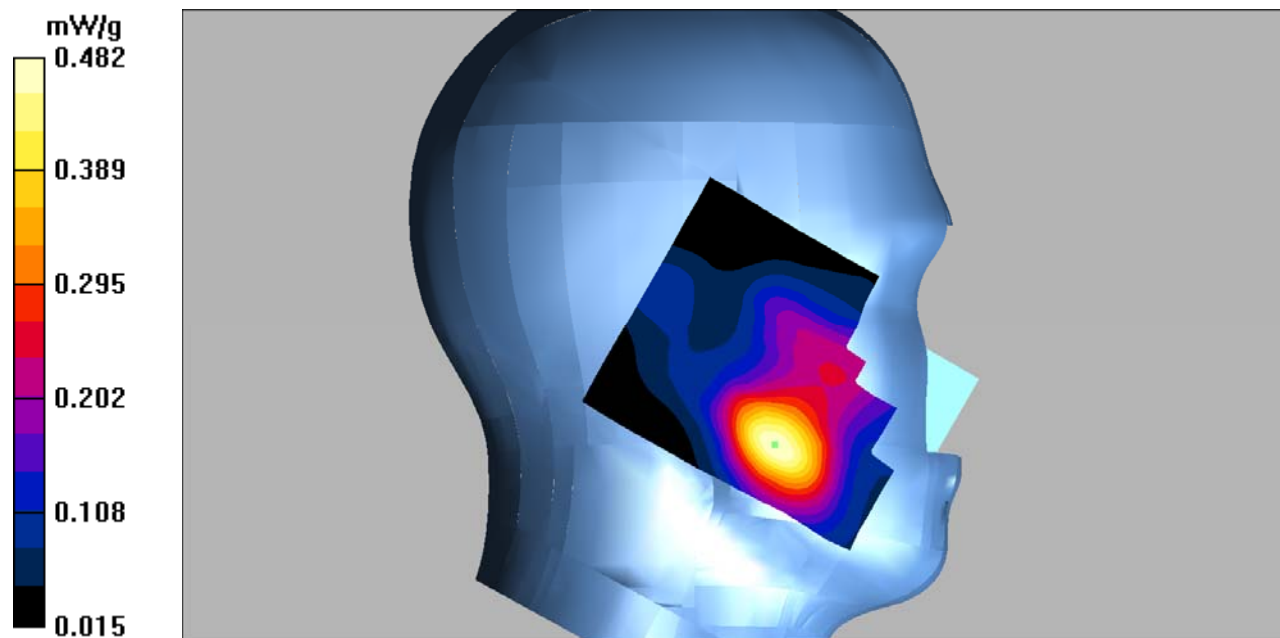
Left Cheek/GSM 1900 Mid/Zoom Scan (7x7x7)/Cube 0: Measurement grid: dx=5mm, dy=5mm, dz=5mm

Reference Value = 8.41 V/m; Power Drift = -0.041 dB

Peak SAR (extrapolated) = 0.689 W/kg

SAR(1 g) = 0.446 mW/g; SAR(10 g) = 0.272 mW/g

Maximum value of SAR (measured) = 0.482 mW/g



DUT: 4G Smart phone; Type: L4506;

Communication System: GSM bands; Frequency: 1880 MHz; Duty Cycle: 1:8

Medium parameters used: $f = 1880$ MHz; $\sigma = 1.43$ mho/m; $\epsilon_r = 39.35$; $\rho = 1000$ kg/m³

Phantom section: Left Section

DASY4 Configuration:

- Probe: EX3DV4 – SN7382; ConvF(8.71, 8.71, 8.71); Calibrated: 26/10/2016

- Sensor-Surface: 4mm (Mechanical Surface Detection)

- Electronics: DAE – SN772; Calibrated: 25/10/2016

- Phantom: TWIN SAM; Type: Twin SAM V5.0; Serial: 1909

- Measurement SW: DASY4, V4.5 Build 19; Postprocessing SW: SEMCAD, V1.8 Build 145

Left Tilt/GSM 1900 Mid/Area Scan (101x121x1): Measurement grid: dx=10mm, dy=10mm

Maximum value of SAR (interpolated) = 0.205 mW/g

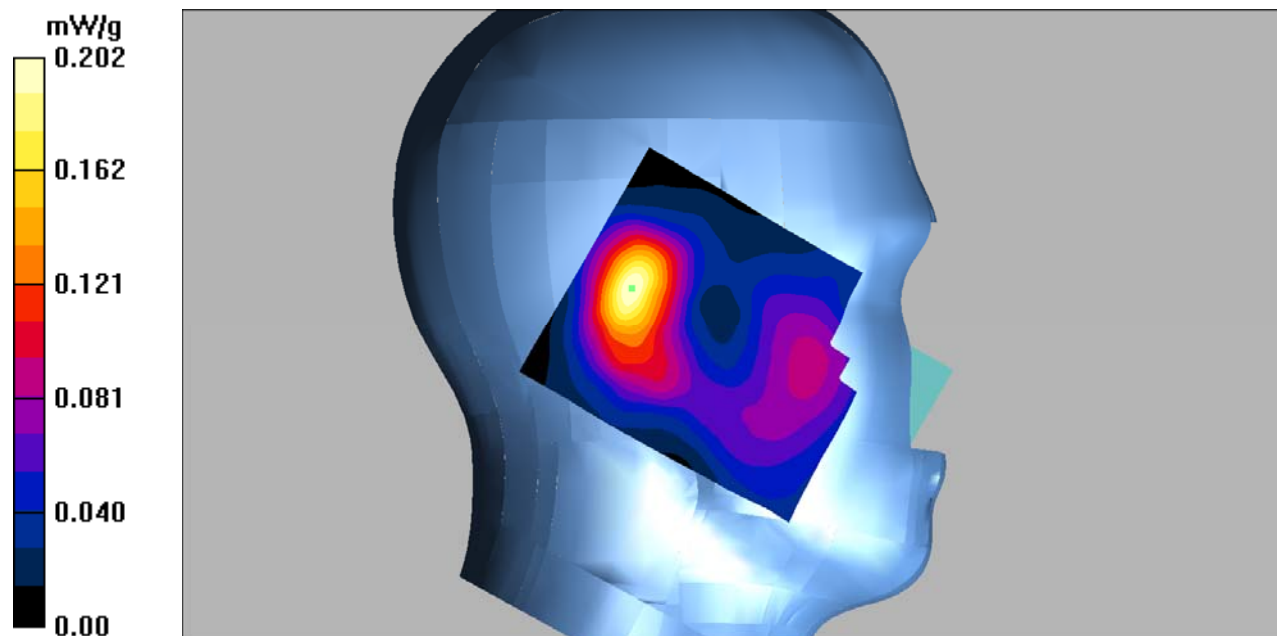
Left Tilt/GSM 1900 Mid/Zoom Scan (7x7x7)/Cube 0: Measurement grid: dx=5mm, dy=5mm, dz=5mm

Reference Value = 12.0 V/m; Power Drift = -0.031 dB

Peak SAR (extrapolated) = 0.294 W/kg

SAR(1 g) = 0.180 mW/g; SAR(10 g) = 0.104 mW/g

Maximum value of SAR (measured) = 0.202 mW/g



DUT: 4G Smart phone; Type: L4506;

Communication System: GSM bands; Frequency: 1880 MHz; Duty Cycle: 1:8

Medium parameters used: $f = 1880$ MHz; $\sigma = 1.43$ mho/m; $\epsilon_r = 39.35$; $\rho = 1000$ kg/m³

Phantom section: Right Section

DASY4 Configuration:

- Probe: EX3DV4 – SN7382; ConvF(8.71, 8.71, 8.71); Calibrated: 26/10/2016
- Sensor-Surface: 4mm (Mechanical Surface Detection)
- Electronics: DAE – SN772; Calibrated: 25/10/2016
- Phantom: TWIN SAM; Type: Twin SAM V5.0; Serial: 1909
- Measurement SW: DASY4, V4.5 Build 19; Postprocessing SW: SEMCAD, V1.8 Build 145

Right Cheek/GSM 1900 Mid/Area Scan (91x101x1): Measurement grid: dx=10mm, dy=10mm

Maximum value of SAR (interpolated) = 0.394 mW/g

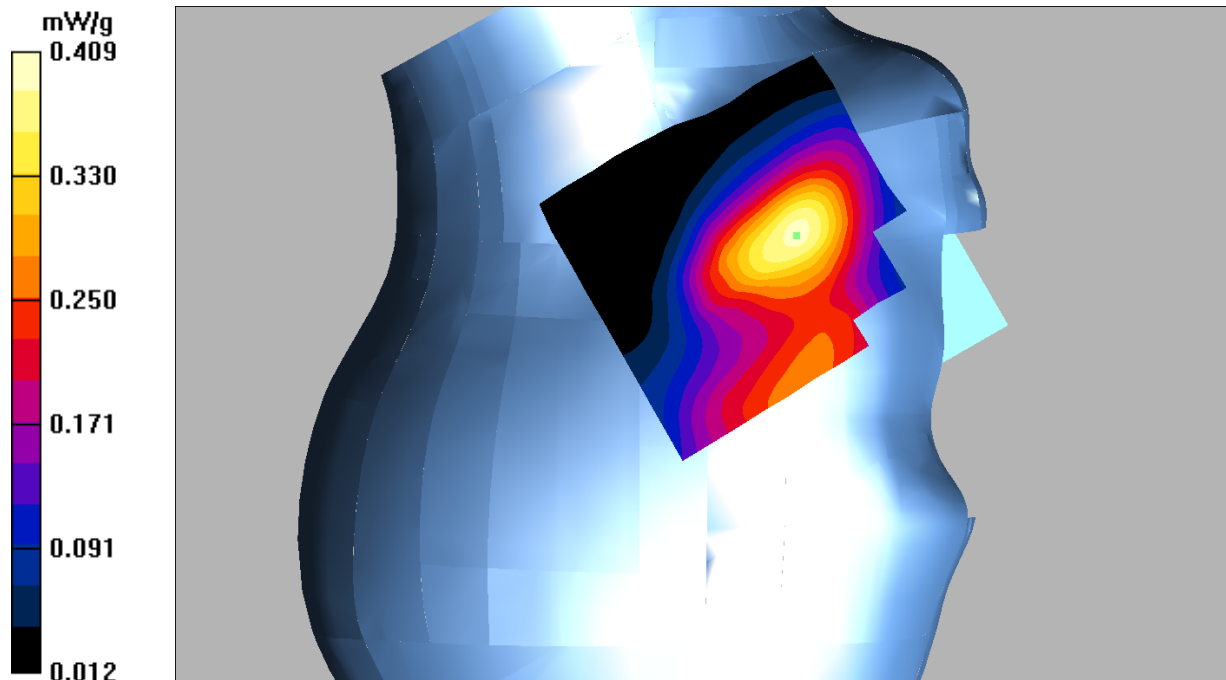
Right Cheek/GSM 1900 Mid/Zoom Scan (7x7x7)/Cube 0: Measurement grid: dx=5mm, dy=5mm, dz=5mm

Reference Value = 5.81 V/m; Power Drift = 0.039 dB

Peak SAR (extrapolated) = 0.603 W/kg

SAR(1 g) = 0.376 mW/g; SAR(10 g) = 0.225 mW/g

Maximum value of SAR (measured) = 0.409 mW/g



DUT: 4G Smart phone; Type: L4506;

Communication System: GSM bands; Frequency: 1880 MHz; Duty Cycle: 1:8

Medium parameters used: $f = 1880$ MHz; $\sigma = 1.43$ mho/m; $\epsilon_r = 39.35$; $\rho = 1000$ kg/m³

Phantom section: Right Section

DASY4 Configuration:

- Probe: EX3DV4 – SN7382; ConvF(8.71, 8.71, 8.71); Calibrated: 26/10/2016

- Sensor-Surface: 4mm (Mechanical Surface Detection)

- Electronics: DAE – SN772; Calibrated: 25/10/2016

- Phantom: TWIN SAM; Type: Twin SAM V5.0; Serial: 1909

- Measurement SW: DASY4, V4.5 Build 19; Postprocessing SW: SEMCAD, V1.8 Build 145

Right Tilt/GSM 1900 Mid/Area Scan (91x101x1): Measurement grid: dx=10mm, dy=10mm

Maximum value of SAR (interpolated) = 0.226 mW/g

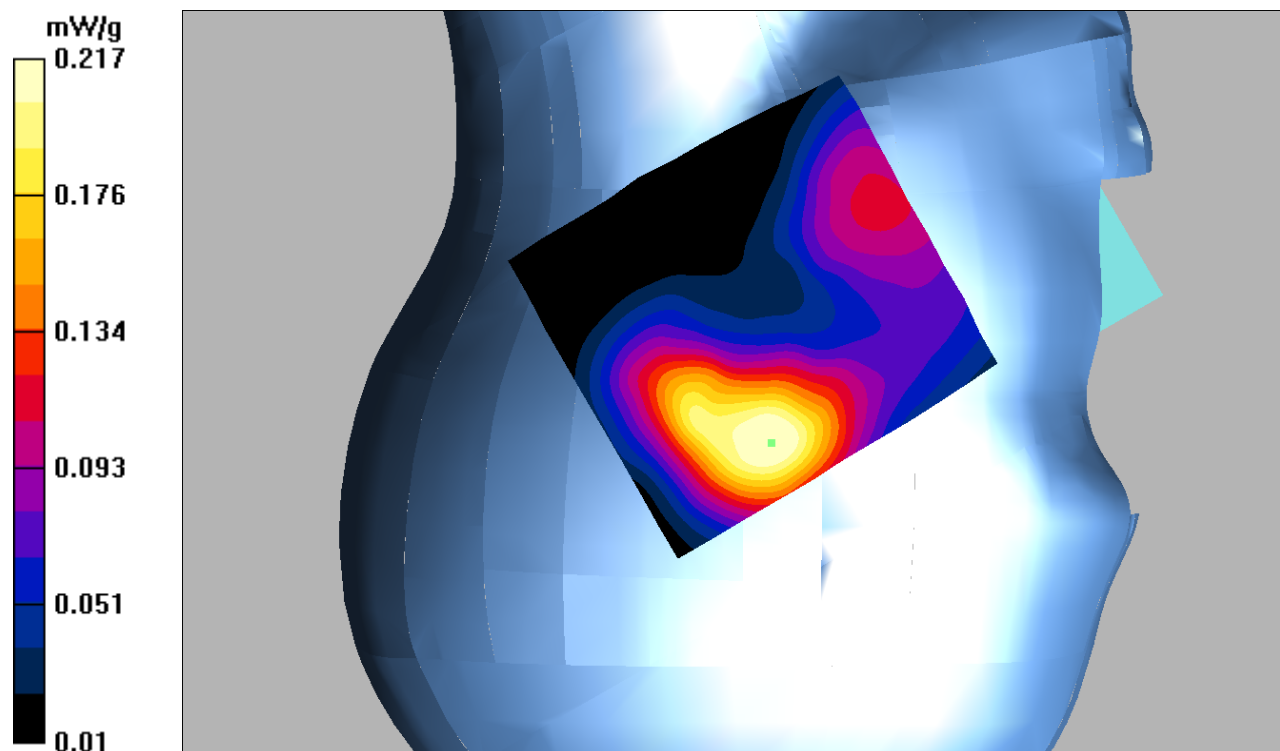
Right Tilt/GSM 1900 Mid/Zoom Scan (7x7x7)/Cube 0: Measurement grid: dx=5mm, dy=5mm, dz=5mm

Reference Value = 11.6 V/m; Power Drift = -0.046 dB

Peak SAR (extrapolated) = 0.312 W/kg

SAR(1 g) = 0.202 mW/g; SAR(10 g) = 0.125 mW/g

Maximum value of SAR (measured) = 0.217 mW/g



DUT: 4G Smart phone; Type: L4506;

Communication System: GSM bands; Frequency: 1880 MHz; Duty Cycle: 1:8

Medium parameters used: $f = 1880$ MHz; $\sigma = 1.53$ mho/m; $\epsilon_r = 52.61$; $\rho = 1000$ kg/m³

Phantom section: Flat Section

DASY4 Configuration:

- Probe: EX3DV4 – SN7382; ConvF(8.31, 8.31, 8.31); Calibrated: 26/10/2016

- Sensor-Surface: 4mm (Mechanical Surface Detection)

- Electronics: DAE – SN772; Calibrated: 25/10/2016

- Phantom: TWIN SAM; Type: Twin SAM V5.0; Serial: 1909

- Measurement SW: DASY4, V4.5 Build 19; Postprocessing SW: SEMCAD, V1.8 Build 145

Body Worn Back/GSM 1900 Mid/Area Scan (91x101x1): Measurement grid: dx=10mm, dy=10mm

Maximum value of SAR (interpolated) = 0.490 mW/g

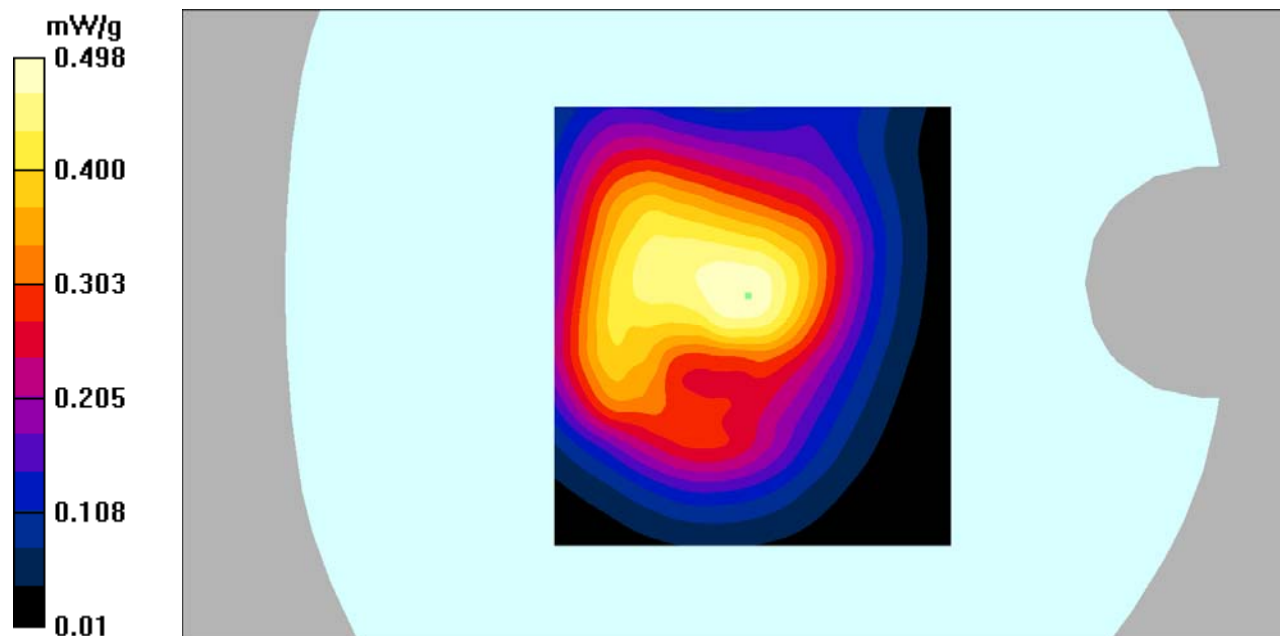
Body Worn Back/GSM 1900 Mid/Zoom Scan (7x7x7)/Cube 0: Measurement grid: dx=5mm, dy=5mm, dz=5mm

Reference Value = 18.0 V/m; Power Drift = 0.036 dB

Peak SAR (extrapolated) = 0.799 W/kg

SAR(1 g) = 0.459 mW/g; SAR(10 g) = 0.268 mW/g

Maximum value of SAR (measured) = 0.498 mW/g



DUT: 4G Smart phone; Type: L4506;

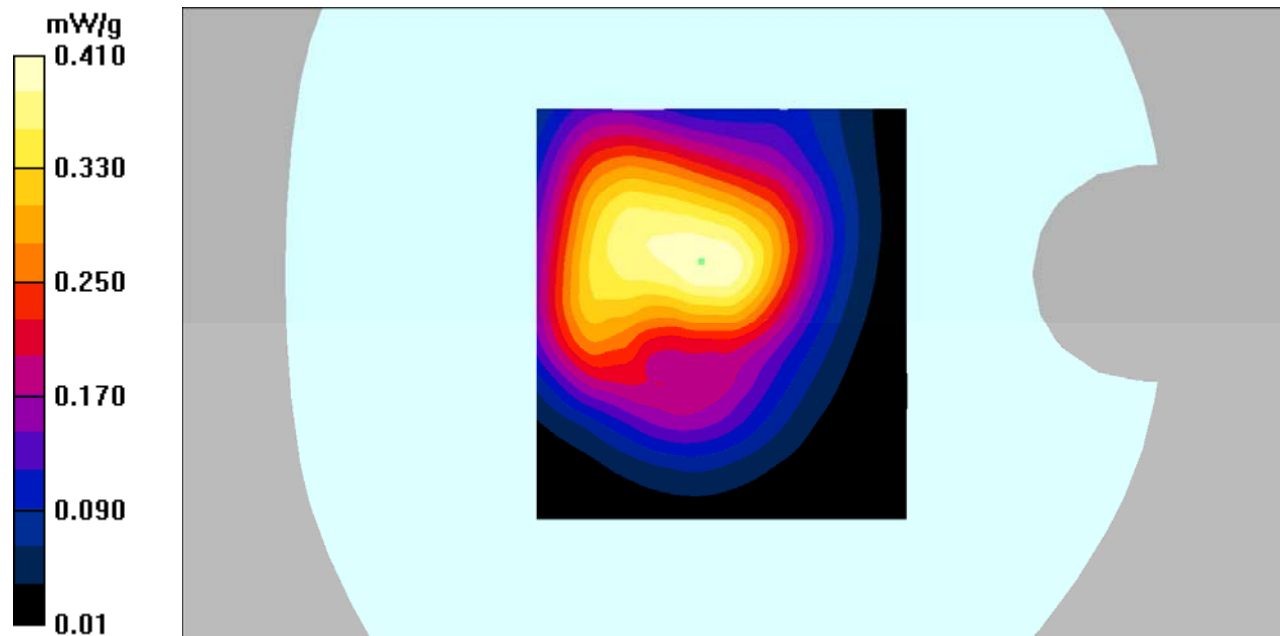
Communication System: GPRS bands -4slots; Frequency: 1850.2 MHz;Duty Cycle: 1:2
Medium parameters used: $f = 1850.2$ MHz; $\sigma = 1.52$ mho/m; $\epsilon_r = 53.17$; $\rho = 1000$ kg/m³
Phantom section: Flat Section

DASY4 Configuration:

- Probe: EX3DV4 – SN7382; ConvF(8.31, 8.31, 8.31); Calibrated: 26/10/2016
- Sensor-Surface: 4mm (Mechanical Surface Detection)
- Electronics: DAE – SN772; Calibrated: 25/10/2016
- Phantom: TWIN SAM; Type: Twin SAM V5.0; Serial: 1909
- Measurement SW: DASY4, V4.5 Build 19; Postprocessing SW: SEMCAD, V1.8 Build 145

Body Back/GSM 1900 Low/Area Scan (91x101x1): Measurement grid: dx=10mm, dy=10mm
Maximum value of SAR (interpolated) = 0.411 mW/g

Body Back/GSM 1900 Low/Zoom Scan (7x7x7)/Cube 0: Measurement grid: dx=5mm, dy=5mm, dz=5mm
Reference Value = 16.6 V/m; Power Drift = -0.118 dB
Peak SAR (extrapolated) = 0.652 W/kg
SAR(1 g) = 0.378 mW/g; SAR(10 g) = 0.223 mW/g
Maximum value of SAR (measured) = 0.410 mW/g



DUT: 4G Smart phone; Type: L4506;

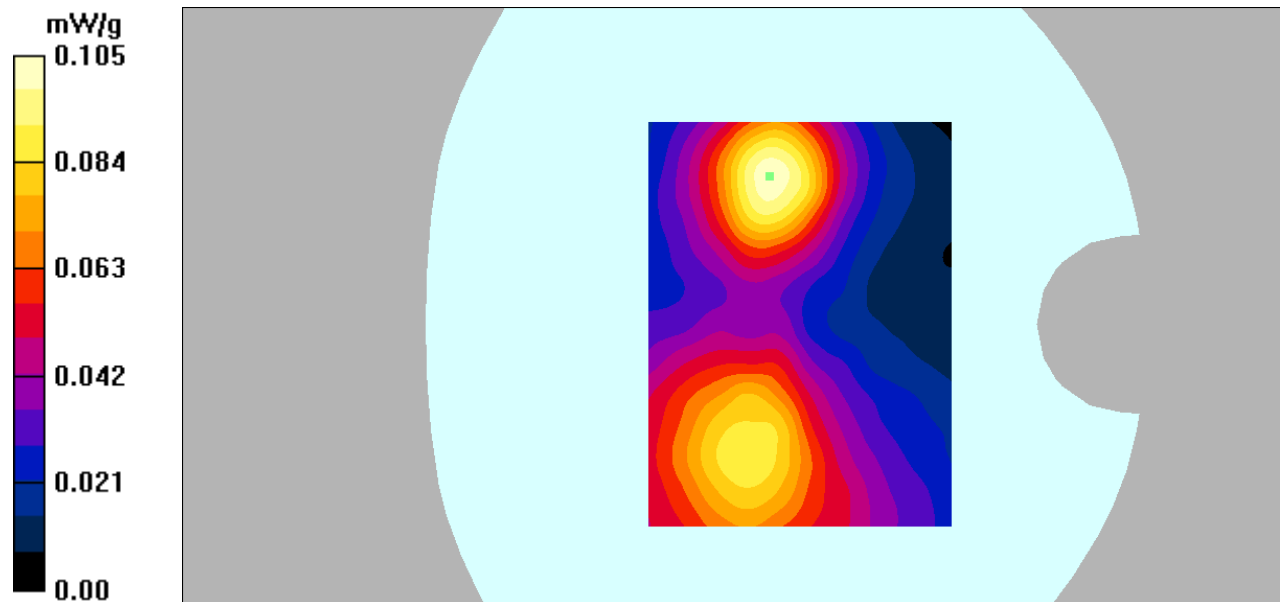
Communication System: GPRS bands -4slots; Frequency: 1850.2 MHz;Duty Cycle: 1:2
Medium parameters used: $f = 1850.2$ MHz; $\sigma = 1.52$ mho/m; $\epsilon_r = 53.17$; $\rho = 1000$ kg/m³
Phantom section: Flat Section

DASY4 Configuration:

- Probe: EX3DV4 – SN7382; ConvF(8.31, 8.31, 8.31); Calibrated: 26/10/2016
- Sensor-Surface: 4mm (Mechanical Surface Detection)
- Electronics: DAE – SN772; Calibrated: 25/10/2016
- Phantom: TWIN SAM; Type: Twin SAM V5.0; Serial: 1909
- Measurement SW: DASY4, V4.5 Build 19; Postprocessing SW: SEMCAD, V1.8 Build 145

Body Left/GSM 1900 Low/Area Scan (91x121x1): Measurement grid: dx=10mm, dy=10mm
Maximum value of SAR (interpolated) = 0.103 mW/g

Body Left/GSM 1900 Low/Zoom Scan (7x7x7)/Cube 0: Measurement grid: dx=5mm, dy=5mm, dz=5mm
Reference Value = 5.01 V/m; Power Drift = -0.186 dB
Peak SAR (extrapolated) = 0.162 W/kg
SAR(1 g) = 0.095 mW/g; SAR(10 g) = 0.054 mW/g
Maximum value of SAR (measured) = 0.105 mW/g



DUT: 4G Smart phone; Type: L4506;

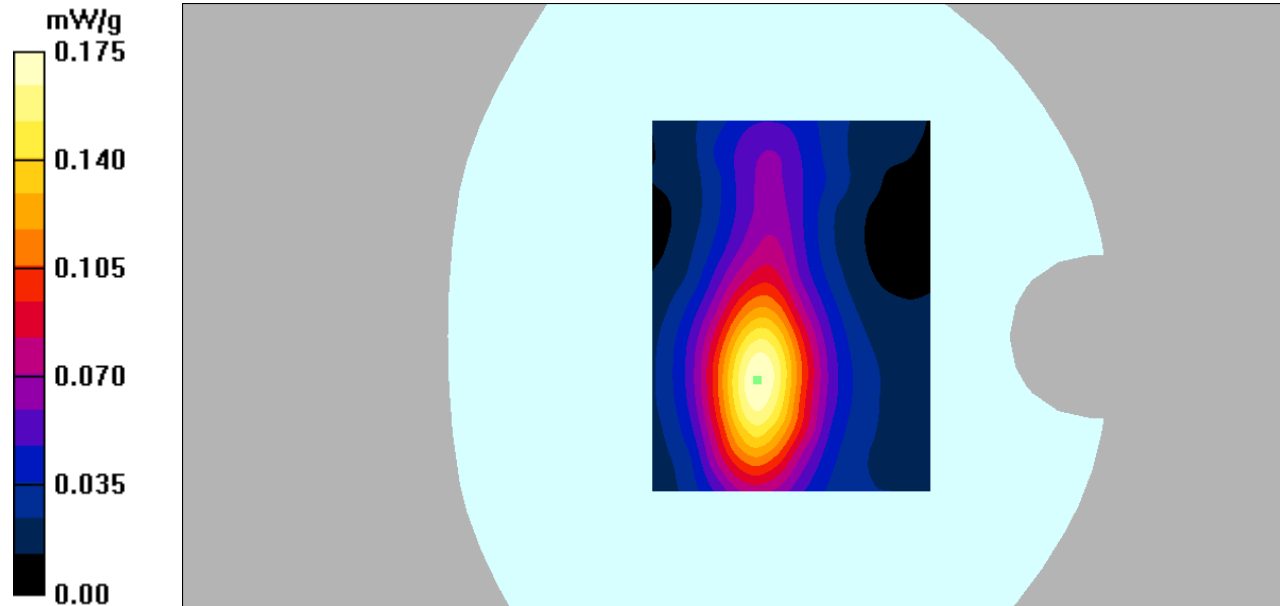
Communication System: GPRS bands -4slots; Frequency: 1850.2 MHz;Duty Cycle: 1:2
Medium parameters used: $f = 1850.2$ MHz; $\sigma = 1.52$ mho/m; $\epsilon_r = 53.17$; $\rho = 1000$ kg/m³
Phantom section: Flat Section

DASY4 Configuration:

- Probe: EX3DV4 – SN7382; ConvF(8.31, 8.31, 8.31); Calibrated: 26/10/2016
- Sensor-Surface: 4mm (Mechanical Surface Detection)
- Electronics: DAE – SN772; Calibrated: 25/10/2016
- Phantom: TWIN SAM; Type: Twin SAM V5.0; Serial: 1909
- Measurement SW: DASY4, V4.5 Build 19; Postprocessing SW: SEMCAD, V1.8 Build 145

Body Right/GSM 1900 Low/Area Scan (91x121x1): Measurement grid: dx=10mm, dy=10mm
Maximum value of SAR (interpolated) = 0.175 mW/g

Body Right/GSM 1900 Low/Zoom Scan (7x7x7)/Cube 0: Measurement grid: dx=5mm, dy=5mm, dz=5mm
Reference Value = 9.63 V/m; Power Drift = 0.040 dB
Peak SAR (extrapolated) = 0.294 W/kg
SAR(1 g) = 0.160 mW/g; SAR(10 g) = 0.088 mW/g
Maximum value of SAR (measured) = 0.175 mW/g



DUT: 4G Smart phone; Type: L4506;

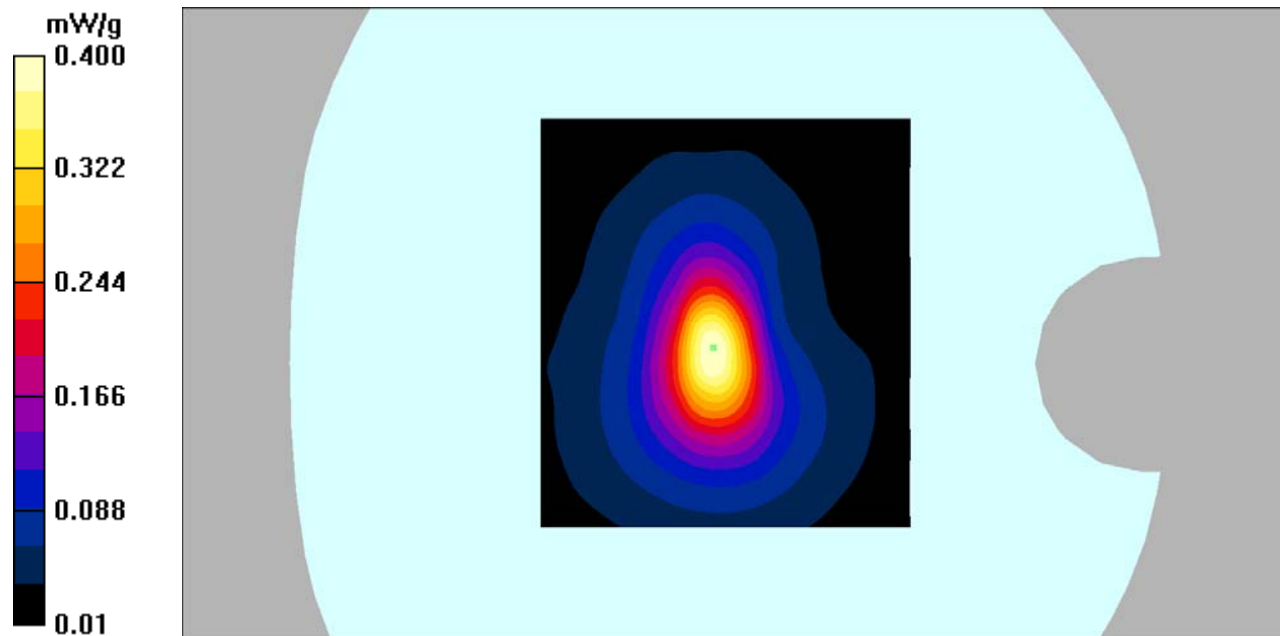
Communication System: GPRS bands -4slots; Frequency: 1850.2 MHz; Duty Cycle: 1:2
Medium parameters used: $f = 1850.2$ MHz; $\sigma = 1.52$ mho/m; $\epsilon_r = 53.17$; $\rho = 1000$ kg/m³
Phantom section: Flat Section

DASY4 Configuration:

- Probe: EX3DV4 – SN7382; ConvF(8.31, 8.31, 8.31); Calibrated: 26/10/2016
- Sensor-Surface: 4mm (Mechanical Surface Detection)
- Electronics: DAE – SN772; Calibrated: 25/10/2016
- Phantom: TWIN SAM; Type: Twin SAM V5.0; Serial: 1909
- Measurement SW: DASY4, V4.5 Build 19; Postprocessing SW: SEMCAD, V1.8 Build 145

Body Bottom/GSM 1900 Low/Area Scan (91x101x1): Measurement grid: dx=10mm, dy=10mm
Maximum value of SAR (interpolated) = 0.400 mW/g

Body Bottom/GSM 1900 Low/Zoom Scan (7x7x7)/Cube 0: Measurement grid: dx=5mm, dy=5mm, dz=5mm
Reference Value = 15.9 V/m; Power Drift = 0.038 dB
Peak SAR (extrapolated) = 0.692 W/kg
SAR(1 g) = 0.354 mW/g; SAR(10 g) = 0.174 mW/g
Maximum value of SAR (measured) = 0.400 mW/g



DUT: 4G Smart phone; Type: L4506;

Communication System: 3G Bands; Frequency: 836.6 MHz; Duty Cycle: 1:1

Medium parameters used: $f = 836.6$ MHz; $\sigma = 0.93$ mho/m; $\epsilon_r = 41.92$; $\rho = 1000$ kg/m³

Phantom section: Left Section

DASY4 Configuration:

- Probe: EX3DV4 – SN7382; ConvF(10.50, 10.50, 10.50); Calibrated: 26/10/2016

- Sensor-Surface: 4mm (Mechanical Surface Detection)

- Electronics: DAE – SN772; Calibrated: 25/10/2016

- Phantom: TWIN SAM; Type: Twin SAM V5.0; Serial: 1909

- Measurement SW: DASY4, V4.5 Build 19; Postprocessing SW: SEMCAD, V1.8 Build 145

Left Cheek/WCDMA Band 5 Mid/Area Scan (91x121x1): Measurement grid: dx=10mm, dy=10mm

Maximum value of SAR (interpolated) = 0.288 mW/g

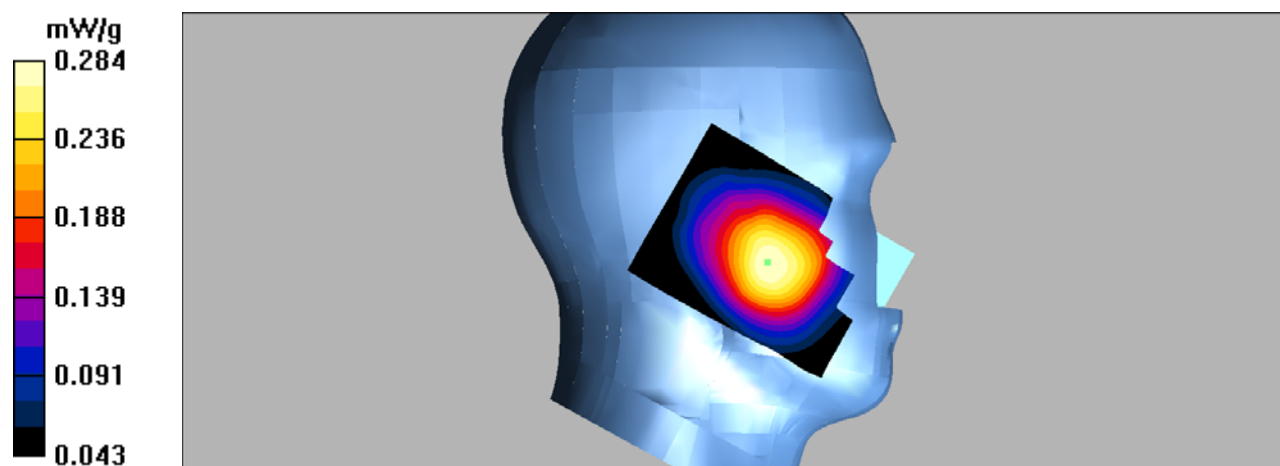
Left Cheek/WCDMA Band 5 Mid/Zoom Scan (7x7x7)/Cube 0: Measurement grid: dx=5mm, dy=5mm, dz=5mm

Reference Value = 7.35 V/m; Power Drift = 0.090 dB

Peak SAR (extrapolated) = 0.328 W/kg

SAR(1 g) = 0.271 mW/g; SAR(10 g) = 0.210 mW/g

Maximum value of SAR (measured) = 0.284 mW/g



DUT: 4G Smart phone; Type: L4506;

Communication System: 3G Bands; Frequency: 836.6 MHz; Duty Cycle: 1:1

Medium parameters used: $f = 836.6$ MHz; $\sigma = 0.93$ mho/m; $\epsilon_r = 41.92$; $\rho = 1000$ kg/m³

Phantom section: Left Section

DASY4 Configuration:

- Probe: EX3DV4 – SN7382; ConvF(10.50, 10.50, 10.50); Calibrated: 26/10/2016
- Sensor-Surface: 4mm (Mechanical Surface Detection)
- Electronics: DAE – SN772; Calibrated: 25/10/2016
- Phantom: TWIN SAM; Type: Twin SAM V5.0; Serial: 1909
- Measurement SW: DASY4, V4.5 Build 19; Postprocessing SW: SEMCAD, V1.8 Build 145

Left Tilt/WCDMA Band 5 Mid/Area Scan (91x121x1): Measurement grid: dx=10mm, dy=10mm

Maximum value of SAR (interpolated) = 0.177 mW/g

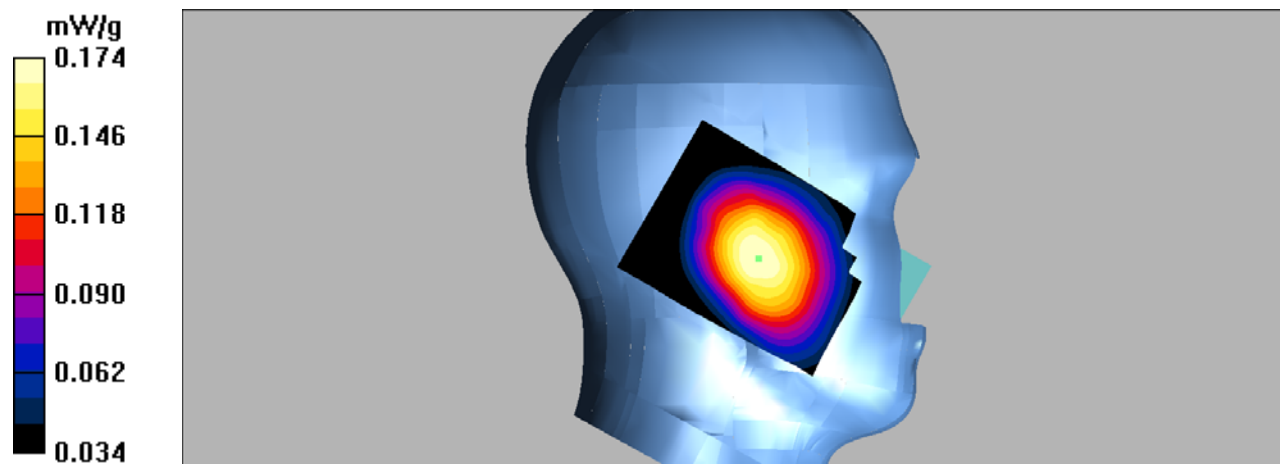
Left Tilt/WCDMA Band 5 Mid/Zoom Scan (7x7x7)/Cube 0: Measurement grid: dx=5mm, dy=5mm, dz=5mm

Reference Value = 8.80 V/m; Power Drift = 0.094 dB

Peak SAR (extrapolated) = 0.199 W/kg

SAR(1 g) = 0.168 mW/g; SAR(10 g) = 0.132 mW/g

Maximum value of SAR (measured) = 0.174 mW/g



DUT: 4G Smart phone; Type: L4506;

Communication System: 3G Bands; Frequency: 836.6 MHz; Duty Cycle: 1:1

Medium parameters used: $f = 836.6$ MHz; $\sigma = 0.93$ mho/m; $\epsilon_r = 41.92$; $\rho = 1000$ kg/m³

Phantom section: Right Section

DASY4 Configuration:

- Probe: EX3DV4 – SN7382; ConvF(10.50, 10.50, 10.50); Calibrated: 26/10/2016
- Sensor-Surface: 4mm (Mechanical Surface Detection)
- Electronics: DAE – SN772; Calibrated: 25/10/2016
- Phantom: TWIN SAM; Type: Twin SAM V5.0; Serial: 1909
- Measurement SW: DASY4, V4.5 Build 19; Postprocessing SW: SEMCAD, V1.8 Build 145

Right Cheek/WCDMA Band 5 Mid/Area Scan (101x121x1): Measurement grid: dx=10mm, dy=10mm

Maximum value of SAR (interpolated) = 0.285 mW/g

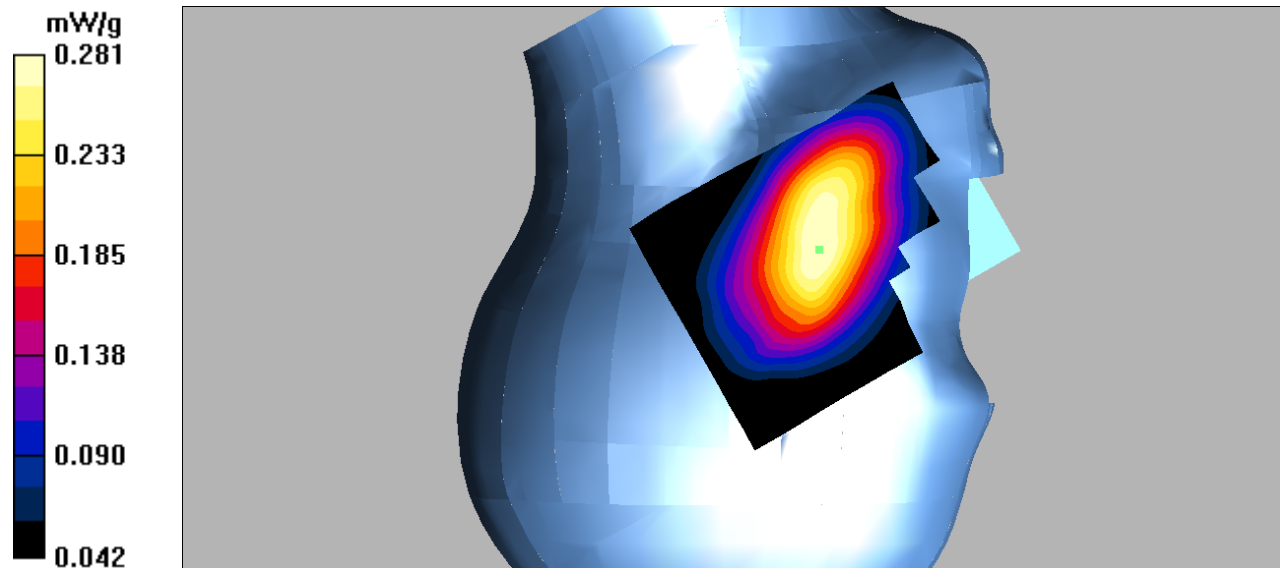
Right Cheek/WCDMA Band 5 Mid/Zoom Scan (7x7x7)/Cube 0: Measurement grid: dx=5mm, dy=5mm, dz=5mm

Reference Value = 7.03 V/m; Power Drift = 0.050 dB

Peak SAR (extrapolated) = 0.332 W/kg

SAR(1 g) = 0.267 mW/g; SAR(10 g) = 0.203 mW/g

Maximum value of SAR (measured) = 0.281 mW/g



DUT: 4G Smart phone; Type: L4506;

Communication System: 3G Bands; Frequency: 836.6 MHz; Duty Cycle: 1:1

Medium parameters used: $f = 836.6$ MHz; $\sigma = 0.93$ mho/m; $\epsilon_r = 41.92$; $\rho = 1000$ kg/m³

Phantom section: Right Section

DASY4 Configuration:

- Probe: EX3DV4 – SN7382; ConvF(10.50, 10.50, 10.50); Calibrated: 26/10/2016

- Sensor-Surface: 4mm (Mechanical Surface Detection)

- Electronics: DAE – SN772; Calibrated: 25/10/2016

- Phantom: TWIN SAM; Type: Twin SAM V5.0; Serial: 1909

- Measurement SW: DASY4, V4.5 Build 19; Postprocessing SW: SEMCAD, V1.8 Build 145

Right Tilt/WCDMA Band 5 Mid/Area Scan (91x121x1): Measurement grid: dx=10mm, dy=10mm

Maximum value of SAR (interpolated) = 0.259 mW/g


Right Tilt/WCDMA Band 5 Mid/Zoom Scan (7x7x7)/Cube 0: Measurement grid: dx=5mm, dy=5mm, dz=5mm

Reference Value = 8.42 V/m; Power Drift = 0.111 dB

Peak SAR (extrapolated) = 0.294 W/kg

SAR(1 g) = 0.249 mW/g; SAR(10 g) = 0.193 mW/g

Maximum value of SAR (measured) = 0.259 mW/g



DUT: 4G Smart phone; Type: L4506;

Communication System: 3G Bands; Frequency: 836.6 MHz; Duty Cycle: 1:1

Medium parameters used: $f = 836.6$ MHz; $\sigma = 0.96$ mho/m; $\epsilon_r = 55.12$; $\rho = 1000$ kg/m³

Phantom section: Flat Section

DASY4 Configuration:

- Probe: EX3DV4 – SN7382; ConvF(10.54, 10.54, 10.54); Calibrated: 26/10/2016
- Sensor-Surface: 4mm (Mechanical Surface Detection)
- Electronics: DAE – SN772; Calibrated: 25/10/2016
- Phantom: TWIN SAM; Type: Twin SAM V5.0; Serial: 1909
- Measurement SW: DASY4, V4.5 Build 19; Postprocessing SW: SEMCAD, V1.8 Build 145

Body Back/WCDMA Band 5 Mid/Area Scan (91x101x1): Measurement grid: dx=10mm, dy=10mm

Maximum value of SAR (interpolated) = 0.621 mW/g

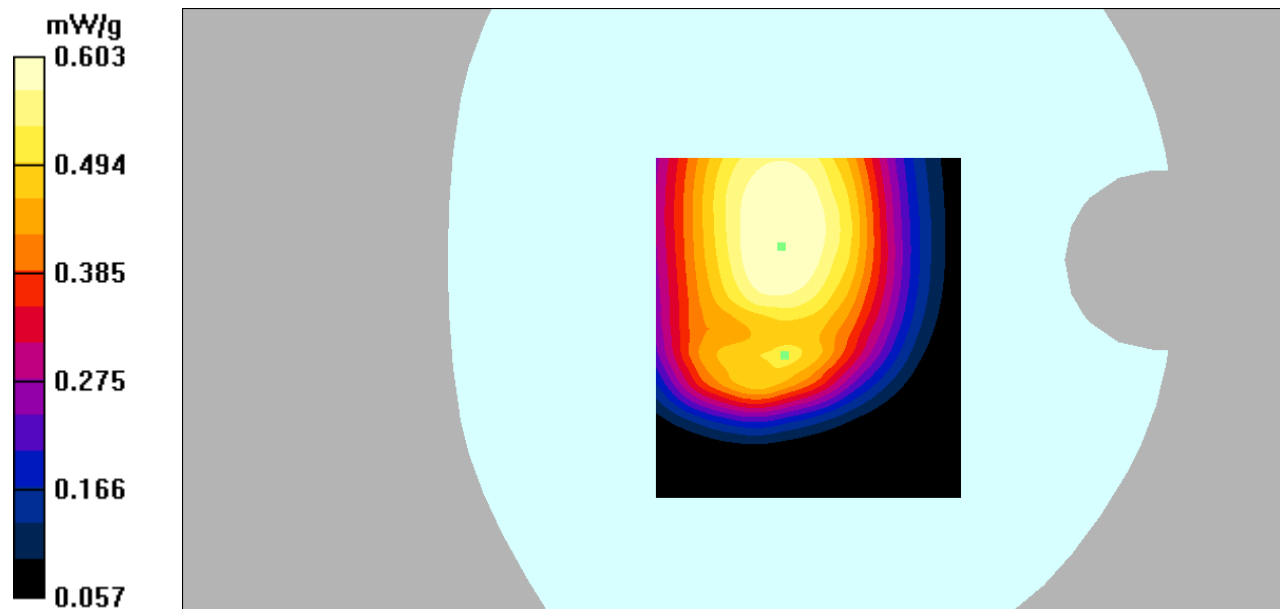
Body Back/WCDMA Band 5 Mid/Zoom Scan (7x7x7)/Cube 0: Measurement grid: dx=5mm, dy=5mm, dz=5mm

Reference Value = 25.1 V/m; Power Drift = -0.131 dB

Peak SAR (extrapolated) = 0.721 W/kg

SAR(1 g) = 0.575 mW/g; SAR(10 g) = 0.438 mW/g

Maximum value of SAR (measured) = 0.603 mW/g



DUT: 4G Smart phone; Type: L4506;

Communication System: 3G Bands; Frequency: 836.6 MHz; Duty Cycle: 1:1

Medium parameters used: $f = 836.6$ MHz; $\sigma = 0.96$ mho/m; $\epsilon_r = 55.12$; $\rho = 1000$ kg/m³

Phantom section: Flat Section

DASY4 Configuration:

- Probe: EX3DV4 – SN7382; ConvF(10.54, 10.54, 10.54); Calibrated: 26/10/2016

- Sensor-Surface: 4mm (Mechanical Surface Detection)

- Electronics: DAE – SN772; Calibrated: 25/10/2016

- Phantom: TWIN SAM; Type: Twin SAM V5.0; Serial: 1909

- Measurement SW: DASY4, V4.5 Build 19; Postprocessing SW: SEMCAD, V1.8 Build 145

Body Left/WCDMA Band 5 Mid/Area Scan (81x161x1): Measurement grid: dx=10mm, dy=10mm

Maximum value of SAR (interpolated) = 0.104 mW/g

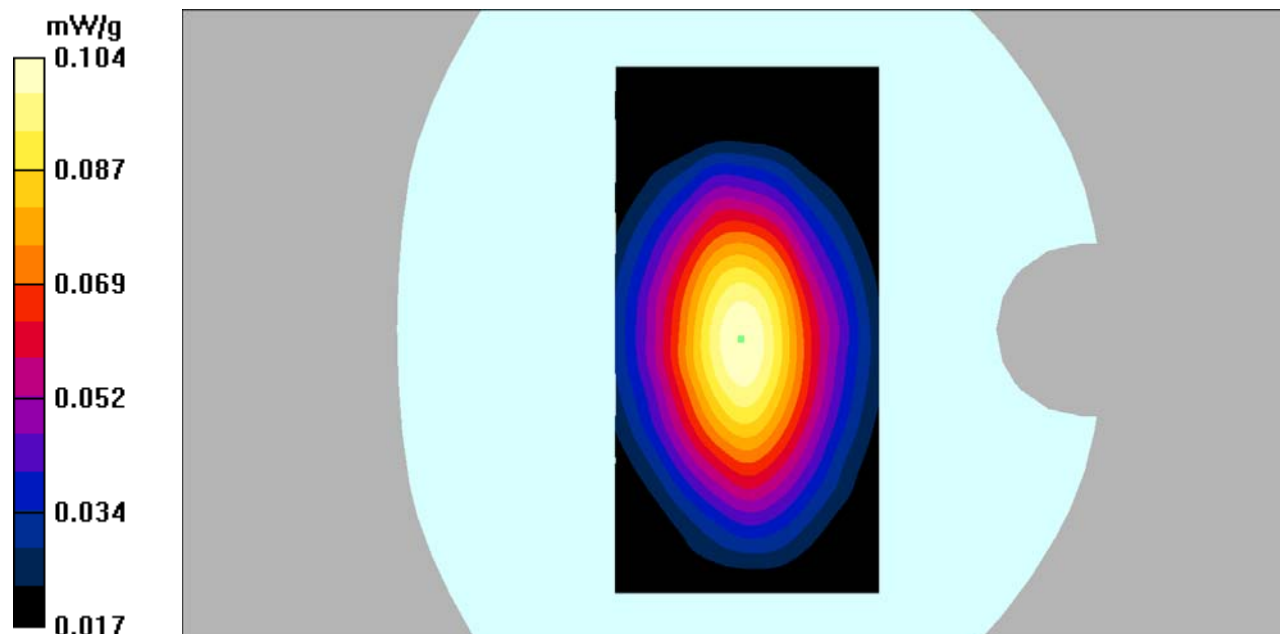
Body Left/WCDMA Band 5 Mid/Zoom Scan (7x7x7)/Cube 0: Measurement grid: dx=5mm, dy=5mm, dz=5mm

Reference Value = 10.5 V/m; Power Drift = -0.080 dB

Peak SAR (extrapolated) = 0.125 W/kg

SAR(1 g) = 0.098 mW/g; SAR(10 g) = 0.071 mW/g

Maximum value of SAR (measured) = 0.104 mW/g



DUT: 4G Smart phone; Type: L4506;

Communication System: 3G Bands; Frequency: 836.6 MHz; Duty Cycle: 1:1

Medium parameters used: $f = 836.6$ MHz; $\sigma = 0.96$ mho/m; $\epsilon_r = 55.12$; $\rho = 1000$ kg/m³

Phantom section: Flat Section

DASY4 Configuration:

- Probe: EX3DV4 – SN7382; ConvF(10.54, 10.54, 10.54); Calibrated: 26/10/2016

- Sensor-Surface: 4mm (Mechanical Surface Detection)

- Electronics: DAE – SN772; Calibrated: 25/10/2016

- Phantom: TWIN SAM; Type: Twin SAM V5.0; Serial: 1909

- Measurement SW: DASY4, V4.5 Build 19; Postprocessing SW: SEMCAD, V1.8 Build 145

Body Right/WCDMA Band 5 Mid/Area Scan (81x161x1): Measurement grid: dx=10mm, dy=10mm

Maximum value of SAR (interpolated) = 0.068 mW/g

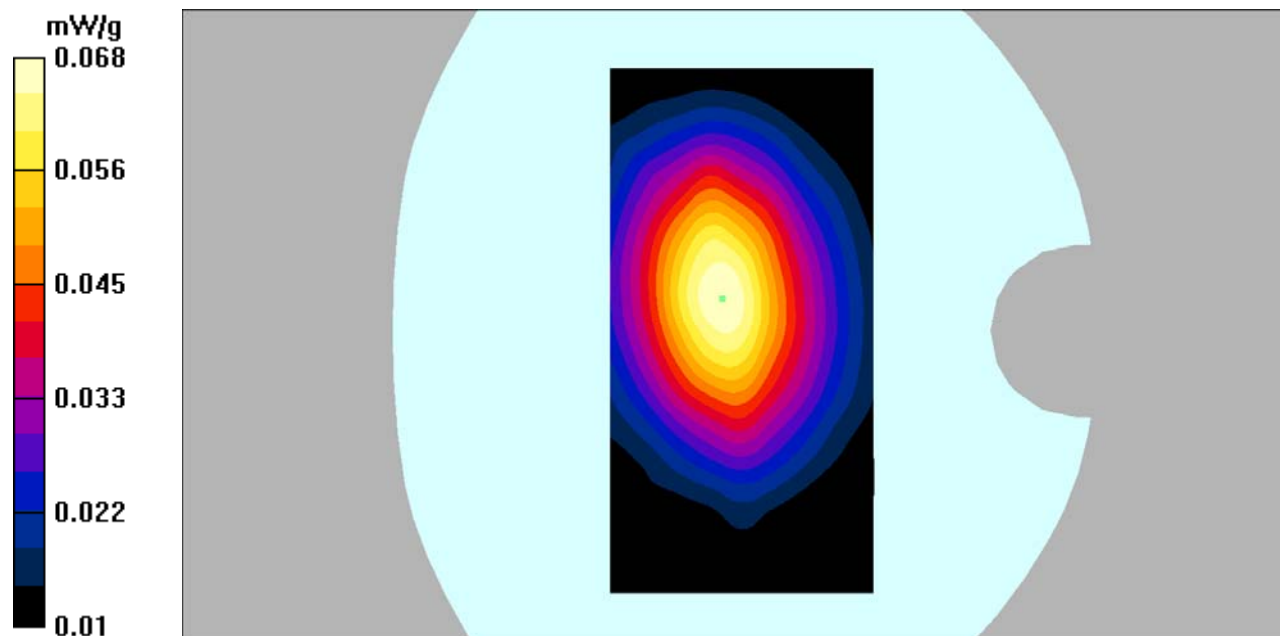
Body Right/WCDMA Band 5 Mid/Zoom Scan (7x7x7)/Cube 0: Measurement grid: dx=5mm, dy=5mm, dz=5mm

Reference Value = 8.07 V/m; Power Drift = 0.070 dB

Peak SAR (extrapolated) = 0.083 W/kg

SAR(1 g) = 0.064 mW/g; SAR(10 g) = 0.047 mW/g

Maximum value of SAR (measured) = 0.068 mW/g



DUT: 4G Smart phone; Type: L4506;

Communication System: 3G Bands; Frequency: 836.6 MHz; Duty Cycle: 1:1

Medium parameters used: $f = 836.6$ MHz; $\sigma = 0.96$ mho/m; $\epsilon_r = 55.12$; $\rho = 1000$ kg/m³

Phantom section: Flat Section

DASY4 Configuration:

- Probe: EX3DV4 – SN7382; ConvF(10.54, 10.54, 10.54); Calibrated: 26/10/2016
- Sensor-Surface: 4mm (Mechanical Surface Detection)
- Electronics: DAE – SN772; Calibrated: 25/10/2016
- Phantom: TWIN SAM; Type: Twin SAM V5.0; Serial: 1909
- Measurement SW: DASY4, V4.5 Build 19; Postprocessing SW: SEMCAD, V1.8 Build 145

Body Bottom/WCDMA Band 5 Mid/Area Scan (101x121x1): Measurement grid: dx=10mm, dy=10mm

Maximum value of SAR (interpolated) = 0.342 mW/g

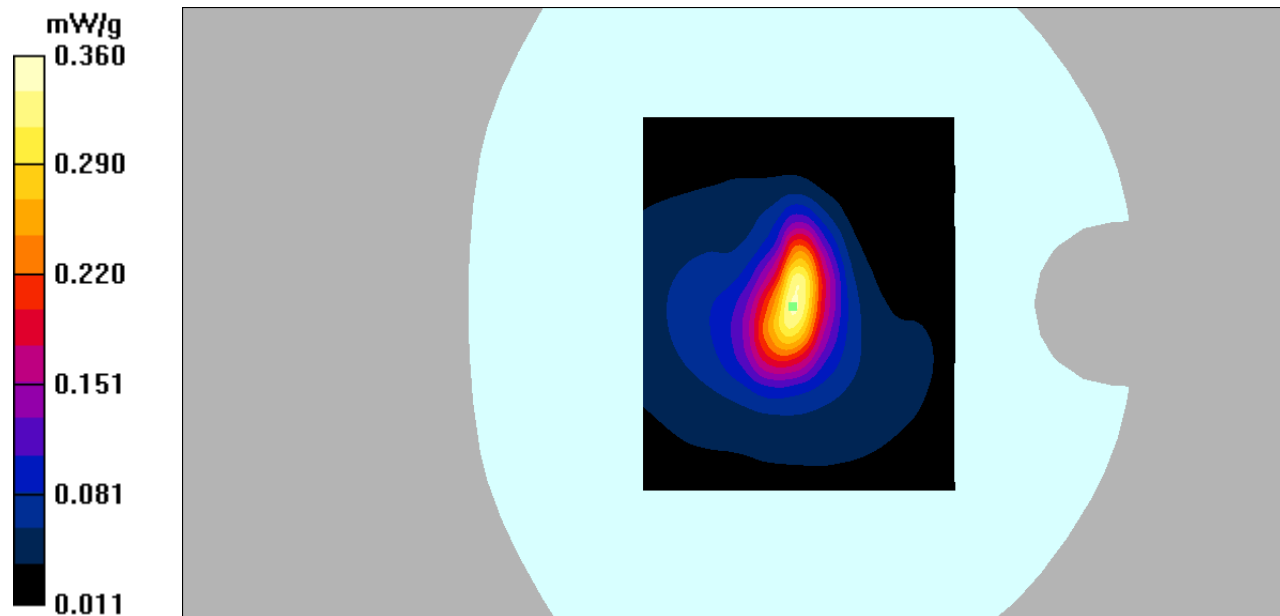
Body Bottom/WCDMA Band 5 Mid/Zoom Scan (7x7x7)/Cube 0: Measurement grid: dx=5mm, dy=5mm, dz=5mm

Reference Value = 18.2 V/m; Power Drift = 0.154 dB

Peak SAR (extrapolated) = 0.821 W/kg

SAR(1 g) = 0.325 mW/g; SAR(10 g) = 0.159 mW/g

Maximum value of SAR (measured) = 0.360 mW/g



DUT: 4G Smart phone; Type: L4506;

Communication System: 3G Bands; Frequency: 1880 MHz; Duty Cycle: 1:1

Medium parameters used: $f = 1880$ MHz; $\sigma = 1.43$ mho/m; $\epsilon_r = 39.35$; $\rho = 1000$ kg/m³

Phantom section: Left Section

DASY4 Configuration:

- Probe: EX3DV4 – SN7382; ConvF(8.71, 8.71, 8.71); Calibrated: 26/10/2016

- Sensor-Surface: 4mm (Mechanical Surface Detection)

- Electronics: DAE – SN772; Calibrated: 25/10/2016

- Phantom: TWIN SAM; Type: Twin SAM V5.0; Serial: 1909

- Measurement SW: DASY4, V4.5 Build 19; Postprocessing SW: SEMCAD, V1.8 Build 145

Left Cheek/WCDMA Band 2 Mid/Area Scan (91x121x1): Measurement grid: dx=10mm, dy=10mm

Maximum value of SAR (interpolated) = 0.545 mW/g

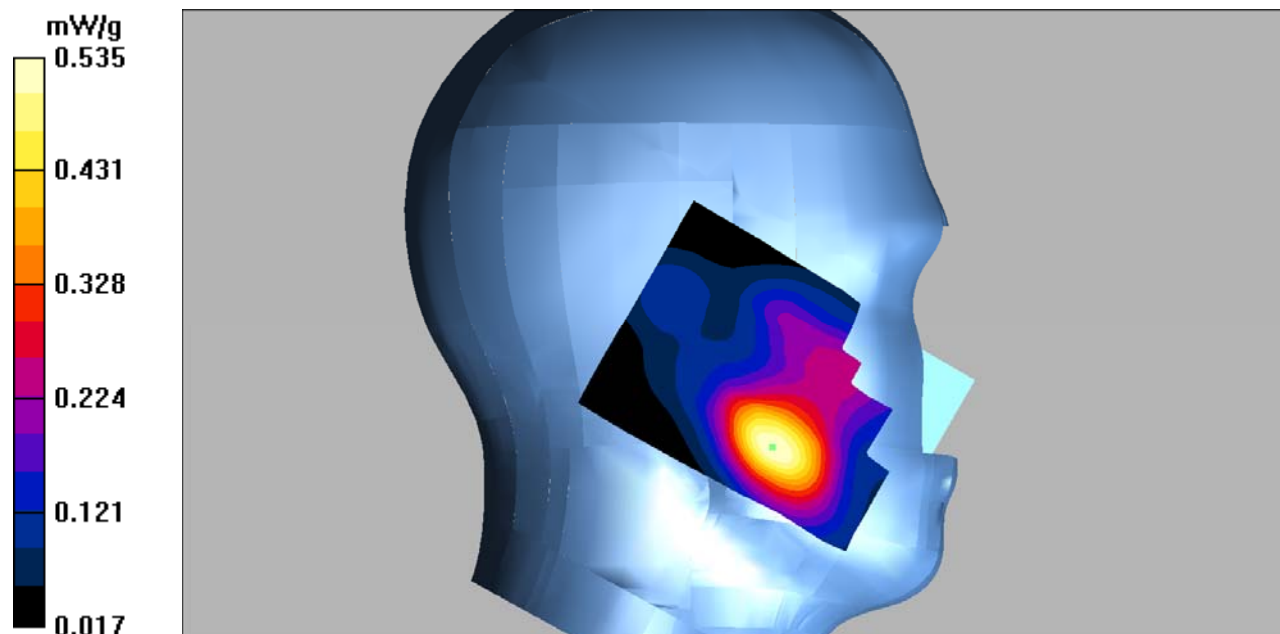
Left Cheek/WCDMA Band 2 Mid/Zoom Scan (7x7x7)/Cube 0: Measurement grid: dx=5mm, dy=5mm, dz=5mm

Reference Value = 8.37 V/m; Power Drift = -0.047 dB

Peak SAR (extrapolated) = 0.771 W/kg

SAR(1 g) = 0.495 mW/g; SAR(10 g) = 0.298 mW/g

Maximum value of SAR (measured) = 0.535 mW/g



DUT: 4G Smart phone; Type: L4506;

Communication System: 3G Bands; Frequency: 1880 MHz; Duty Cycle: 1:1

Medium parameters used: $f = 1880$ MHz; $\sigma = 1.43$ mho/m; $\epsilon_r = 39.35$; $\rho = 1000$ kg/m³

Phantom section: Left Section

DASY4 Configuration:

- Probe: EX3DV4 – SN7382; ConvF(8.71, 8.71, 8.71); Calibrated: 26/10/2016

- Sensor-Surface: 4mm (Mechanical Surface Detection)

- Electronics: DAE – SN772; Calibrated: 25/10/2016

- Phantom: TWIN SAM; Type: Twin SAM V5.0; Serial: 1909

- Measurement SW: DASY4, V4.5 Build 19; Postprocessing SW: SEMCAD, V1.8 Build 145

Left Tilt/WCDMA Band 2 Mid/Area Scan (91x121x1): Measurement grid: dx=10mm, dy=10mm

Maximum value of SAR (interpolated) = 0.224 mW/g

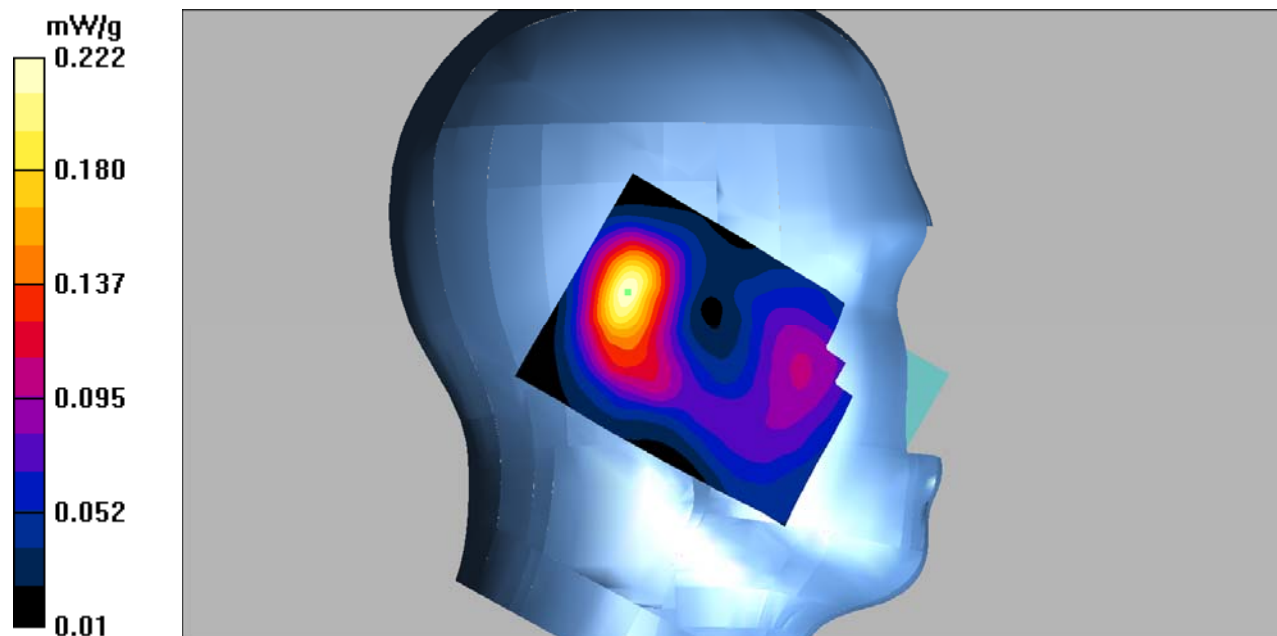
Left Tilt/WCDMA Band 2 Mid/Zoom Scan (7x7x7)/Cube 0: Measurement grid: dx=5mm, dy=5mm, dz=5mm

Reference Value = 12.5 V/m; Power Drift = 0.01 dB

Peak SAR (extrapolated) = 0.324 W/kg

SAR(1 g) = 0.202 mW/g; SAR(10 g) = 0.115 mW/g

Maximum value of SAR (measured) = 0.222 mW/g



DUT: 4G Smart phone; Type: L4506;

Communication System: 3G Bands; Frequency: 1880 MHz; Duty Cycle: 1:1

Medium parameters used: $f = 1880$ MHz; $\sigma = 1.43$ mho/m; $\epsilon_r = 39.35$; $\rho = 1000$ kg/m³

Phantom section: Right Section

DASY4 Configuration:

- Probe: EX3DV4 – SN7382; ConvF(8.71, 8.71, 8.71); Calibrated: 26/10/2016

- Sensor-Surface: 4mm (Mechanical Surface Detection)

- Electronics: DAE – SN772; Calibrated: 25/10/2016

- Phantom: TWIN SAM; Type: Twin SAM V5.0; Serial: 1909

- Measurement SW: DASY4, V4.5 Build 19; Postprocessing SW: SEMCAD, V1.8 Build 145

Right Cheek/WCDMA Band 2 Mid/Area Scan (101x121x1): Measurement grid: dx=10mm, dy=10mm

Maximum value of SAR (interpolated) = 0.461 mW/g

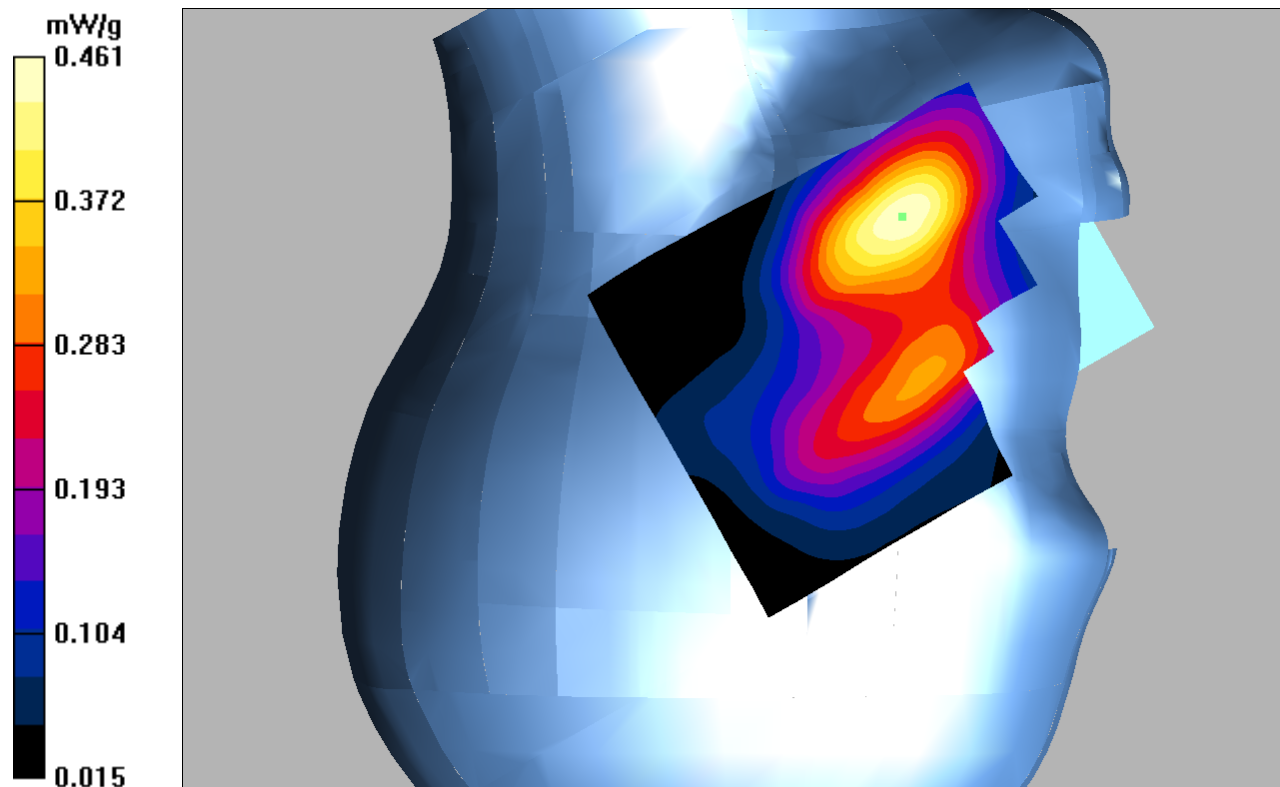
Right Cheek/WCDMA Band 2 Mid/Zoom Scan (7x7x7)/Cube 0: Measurement grid: dx=5mm, dy=5mm, dz=5mm

Reference Value = 6.55 V/m; Power Drift = 0.123 dB

Peak SAR (extrapolated) = 0.699 W/kg

SAR(1 g) = 0.425 mW/g; SAR(10 g) = 0.255 mW/g

Maximum value of SAR (measured) = 0.461 mW/g



DUT: 4G Smart phone; Type: L4506;

Communication System: 3G Bands; Frequency: 1880 MHz; Duty Cycle: 1:1

Medium parameters used: $f = 1880$ MHz; $\sigma = 1.43$ mho/m; $\epsilon_r = 39.35$; $\rho = 1000$ kg/m³

Phantom section: Right Section

DASY4 Configuration:

- Probe: EX3DV4 – SN7382; ConvF(8.71, 8.71, 8.71); Calibrated: 26/10/2016

- Sensor-Surface: 4mm (Mechanical Surface Detection)

- Electronics: DAE – SN772; Calibrated: 25/10/2016

- Phantom: TWIN SAM; Type: Twin SAM V5.0; Serial: 1909

- Measurement SW: DASY4, V4.5 Build 19; Postprocessing SW: SEMCAD, V1.8 Build 145

Right Tilt/WCDMA Band 2 Mid/Area Scan (91x121x1): Measurement grid: dx=10mm, dy=10mm

Maximum value of SAR (interpolated) = 0.212 mW/g

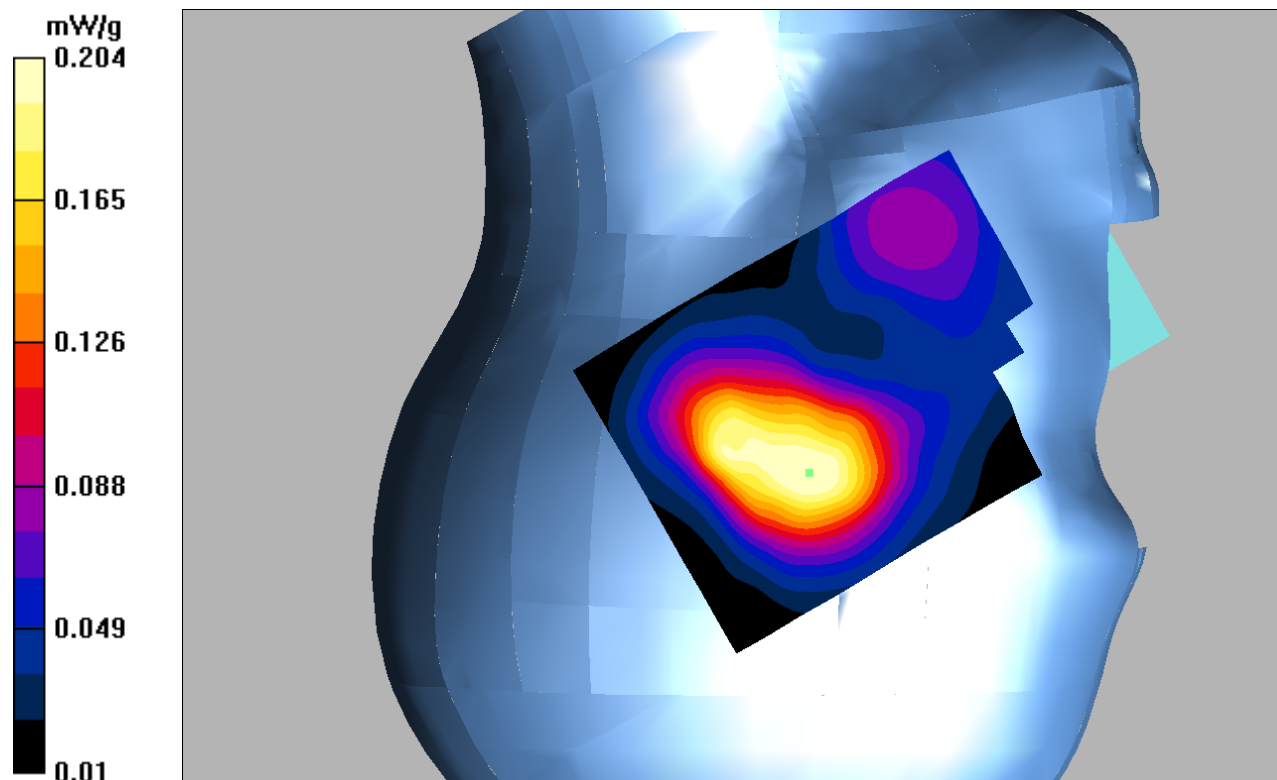
Right Tilt/WCDMA Band 2 Mid/Zoom Scan (7x7x7)/Cube 0: Measurement grid: dx=5mm, dy=5mm, dz=5mm

Reference Value = 10.5 V/m; Power Drift = 0.140 dB

Peak SAR (extrapolated) = 0.292 W/kg

SAR(1 g) = 0.189 mW/g; SAR(10 g) = 0.121 mW/g

Maximum value of SAR (measured) = 0.204 mW/g



DUT: 4G Smart phone; Type: L4506;

Communication System: 3G Bands; Frequency: 1852.4 MHz; Duty Cycle: 1:1

Medium parameters used: $f = 1852.4$ MHz; $\sigma = 1.52$ mho/m; $\epsilon_r = 53.6$; $\rho = 1000$ kg/m³

Phantom section: Flat Section

DASY4 Configuration:

- Probe: EX3DV4 – SN7382; ConvF(8.31, 8.31, 8.31); Calibrated: 26/10/2016

- Sensor-Surface: 4mm (Mechanical Surface Detection)

- Electronics: DAE – SN772; Calibrated: 25/10/2016

- Phantom: TWIN SAM; Type: Twin SAM V5.0; Serial: 1909

- Measurement SW: DASY4, V4.5 Build 19; Postprocessing SW: SEMCAD, V1.8 Build 145

Body Back/WCDMA Band 2 Low/Area Scan (101x121x1): Measurement grid: dx=10mm, dy=10mm

Maximum value of SAR (interpolated) = 0.956 mW/g

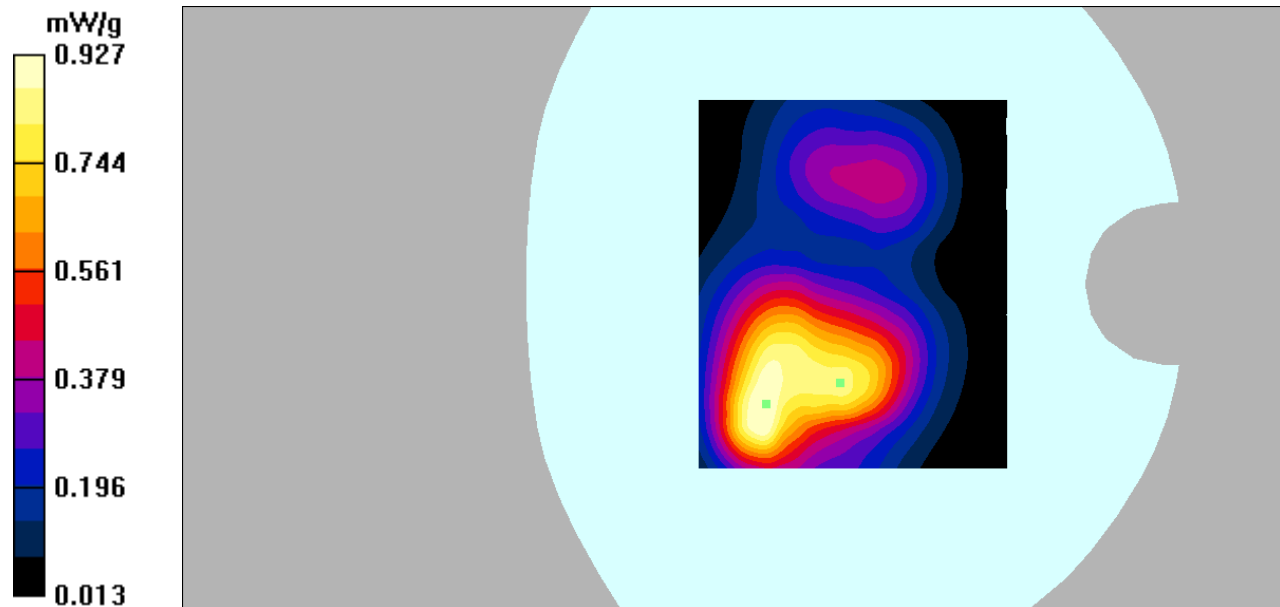
Body Back/WCDMA Band 2 Low/Zoom Scan (7x7x7)/Cube 0: Measurement grid: dx=5mm, dy=5mm, dz=5mm

Reference Value = 13.7 V/m; Power Drift = -0.013 dB

Peak SAR (extrapolated) = 1.70 W/kg

SAR(1 g) = 0.859 mW/g; SAR(10 g) = 0.488 mW/g

Maximum value of SAR (measured) = 0.927 mW/g



DUT: 4G Smart phone; Type: L4506;

Communication System: 3G Bands; Frequency: 1880 MHz; Duty Cycle: 1:1

Medium parameters used: $f = 1880$ MHz; $\sigma = 1.53$ mho/m; $\epsilon_r = 52.61$; $\rho = 1000$ kg/m³

Phantom section: Flat Section

DASY4 Configuration:

- Probe: EX3DV4 – SN7382; ConvF(8.31, 8.31, 8.31); Calibrated: 26/10/2016

- Sensor-Surface: 4mm (Mechanical Surface Detection)

- Electronics: DAE – SN772; Calibrated: 25/10/2016

- Phantom: TWIN SAM; Type: Twin SAM V5.0; Serial: 1909

- Measurement SW: DASY4, V4.5 Build 19; Postprocessing SW: SEMCAD, V1.8 Build 145

Body Back/WCDMA Band 2 Mid/Area Scan (101x121x1): Measurement grid: dx=10mm, dy=10mm

Maximum value of SAR (interpolated) = 0.939 mW/g

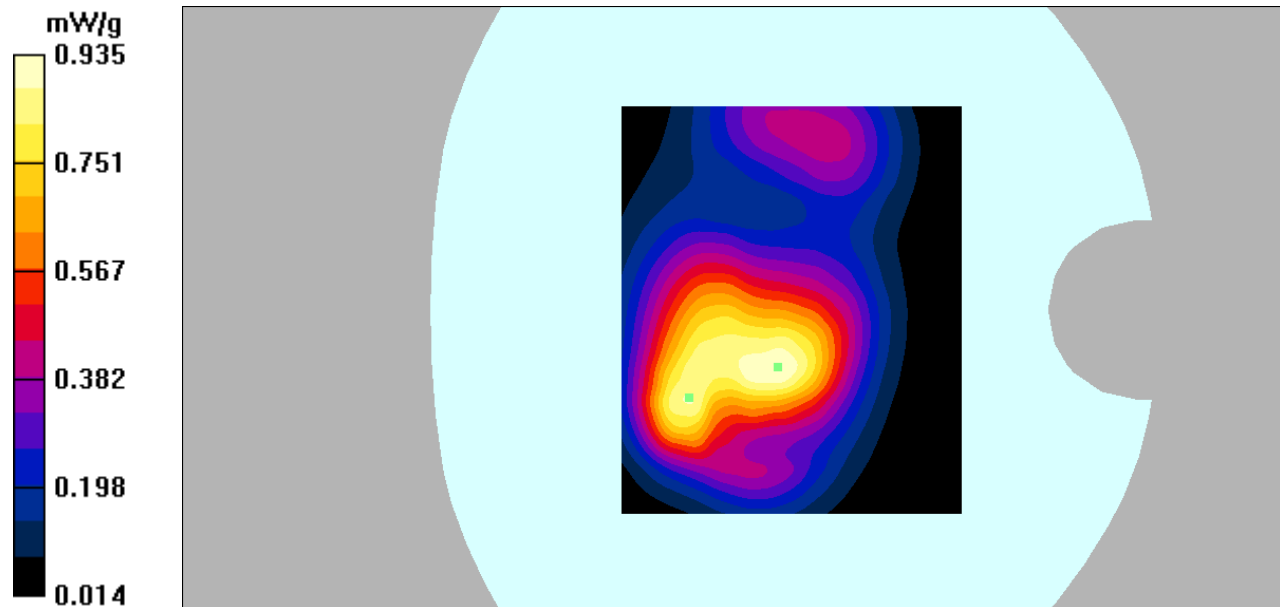
Body Back/WCDMA Band 2 Mid/Zoom Scan (7x7x7)/Cube 0: Measurement grid: dx=5mm, dy=5mm, dz=5mm

Reference Value = 20.2 V/m; Power Drift = -0.043 dB

Peak SAR (extrapolated) = 1.52 W/kg

SAR(1 g) = 0.862 mW/g; SAR(10 g) = 0.498 mW/g

Maximum value of SAR (measured) = 0.935 mW/g



DUT: 4G Smart phone; Type: L4506;

Communication System: 3G Bands; Frequency: 1907.6 MHz; Duty Cycle: 1:1

Medium parameters used: $f = 1907.6$ MHz; $\sigma = 1.54$ mho/m; $\epsilon_r = 52.76$; $\rho = 1000$ kg/m³

Phantom section: Flat Section

DASY4 Configuration:

- Probe: EX3DV4 – SN7382; ConvF(8.31, 8.31, 8.31); Calibrated: 26/10/2016

- Sensor-Surface: 4mm (Mechanical Surface Detection)

- Electronics: DAE – SN772; Calibrated: 25/10/2016

- Phantom: TWIN SAM; Type: Twin SAM V5.0; Serial: 1909

- Measurement SW: DASY4, V4.5 Build 19; Postprocessing SW: SEMCAD, V1.8 Build 145

Body Back/WCDMA Band 2 High/Area Scan (101x121x1): Measurement grid: dx=10mm, dy=10mm

Maximum value of SAR (interpolated) = 0.889 mW/g

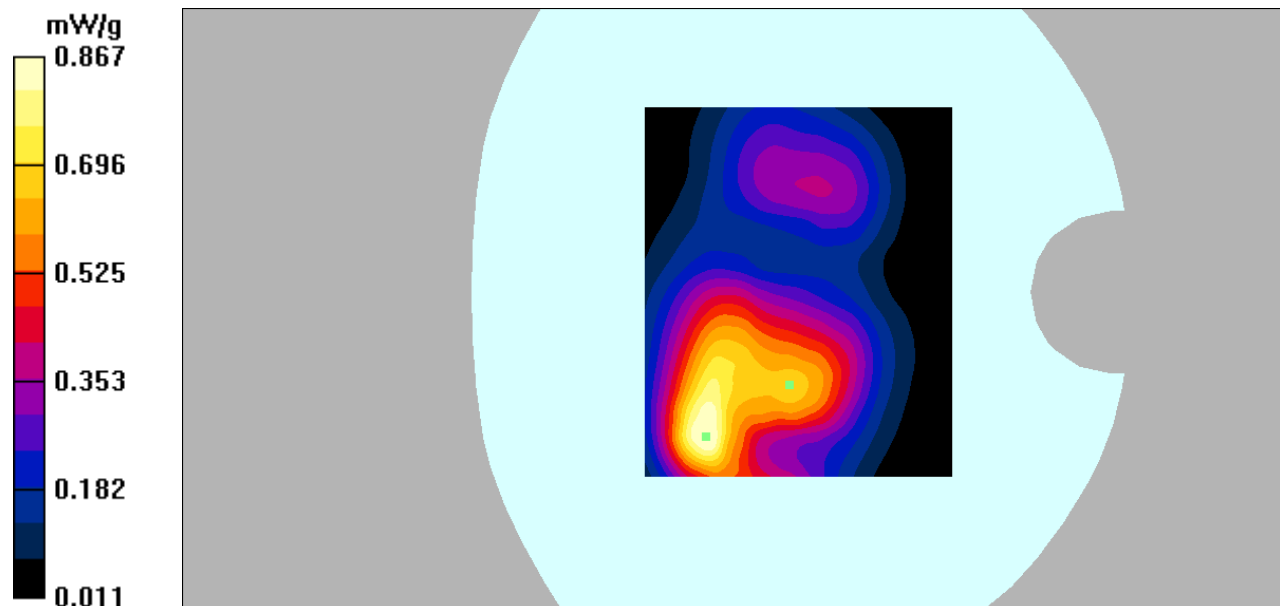
Body Back/WCDMA Band 2 High/Zoom Scan (7x7x7)/Cube 0: Measurement grid: dx=5mm, dy=5mm, dz=5mm

Reference Value = 13.2 V/m; Power Drift = 0.043 dB

Peak SAR (extrapolated) = 1.61 W/kg

SAR(1 g) = 0.786 mW/g; SAR(10 g) = 0.406 mW/g

Maximum value of SAR (measured) = 0.867 mW/g



DUT: 4G Smart phone; Type: L4506;

Communication System: 3G Bands; Frequency: 1880 MHz; Duty Cycle: 1:1

Medium parameters used: $f = 1880$ MHz; $\sigma = 1.53$ mho/m; $\epsilon_r = 52.61$; $\rho = 1000$ kg/m³

Phantom section: Flat Section

DASY4 Configuration:

- Probe: EX3DV4 – SN7382; ConvF(8.31, 8.31, 8.31); Calibrated: 26/10/2016

- Sensor-Surface: 4mm (Mechanical Surface Detection)

- Electronics: DAE – SN772; Calibrated: 25/10/2016

- Phantom: TWIN SAM; Type: Twin SAM V5.0; Serial: 1909

- Measurement SW: DASY4, V4.5 Build 19; Postprocessing SW: SEMCAD, V1.8 Build 145

Body Left/WCDMA Band 2 Mid/Area Scan (81x161x1): Measurement grid: dx=10mm, dy=10mm

Maximum value of SAR (interpolated) = 0.178 mW/g

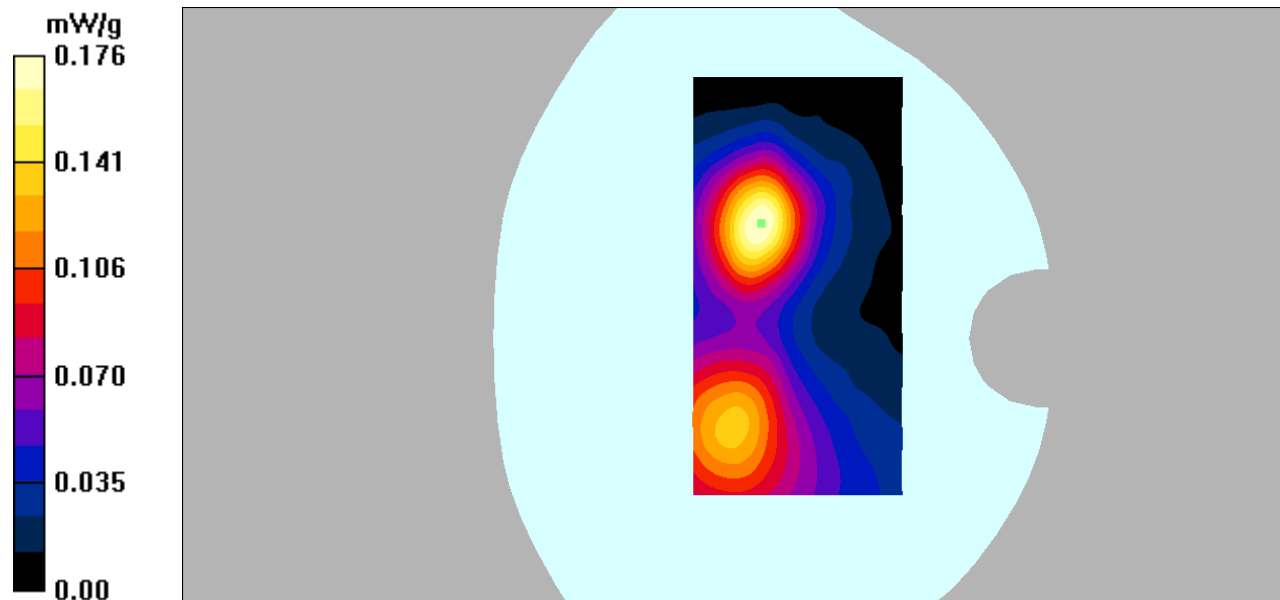
Body Left/WCDMA Band 2 Mid/Zoom Scan (7x7x7)/Cube 0: Measurement grid: dx=5mm, dy=5mm, dz=5mm

Reference Value = 6.02 V/m; Power Drift = -0.120 dB

Peak SAR (extrapolated) = 0.313 W/kg

SAR(1 g) = 0.162 mW/g; SAR(10 g) = 0.088 mW/g

Maximum value of SAR (measured) = 0.176 mW/g



DUT: 4G Smart phone; Type: L4506;

Communication System: 3G Bands; Frequency: 1880 MHz; Duty Cycle: 1:1

Medium parameters used: $f = 1880$ MHz; $\sigma = 1.53$ mho/m; $\epsilon_r = 52.61$; $\rho = 1000$ kg/m³

Phantom section: Flat Section

DASY4 Configuration:

- Probe: EX3DV4 – SN7382; ConvF(8.31, 8.31, 8.31); Calibrated: 26/10/2016

- Sensor-Surface: 4mm (Mechanical Surface Detection)

- Electronics: DAE – SN772; Calibrated: 25/10/2016

- Phantom: TWIN SAM; Type: Twin SAM V5.0; Serial: 1909

- Measurement SW: DASY4, V4.5 Build 19; Postprocessing SW: SEMCAD, V1.8 Build 145

Body Right/WCDMA Band 2 Mid/Area Scan (91x121x1): Measurement grid: dx=10mm, dy=10mm

Maximum value of SAR (interpolated) = 0.211 mW/g

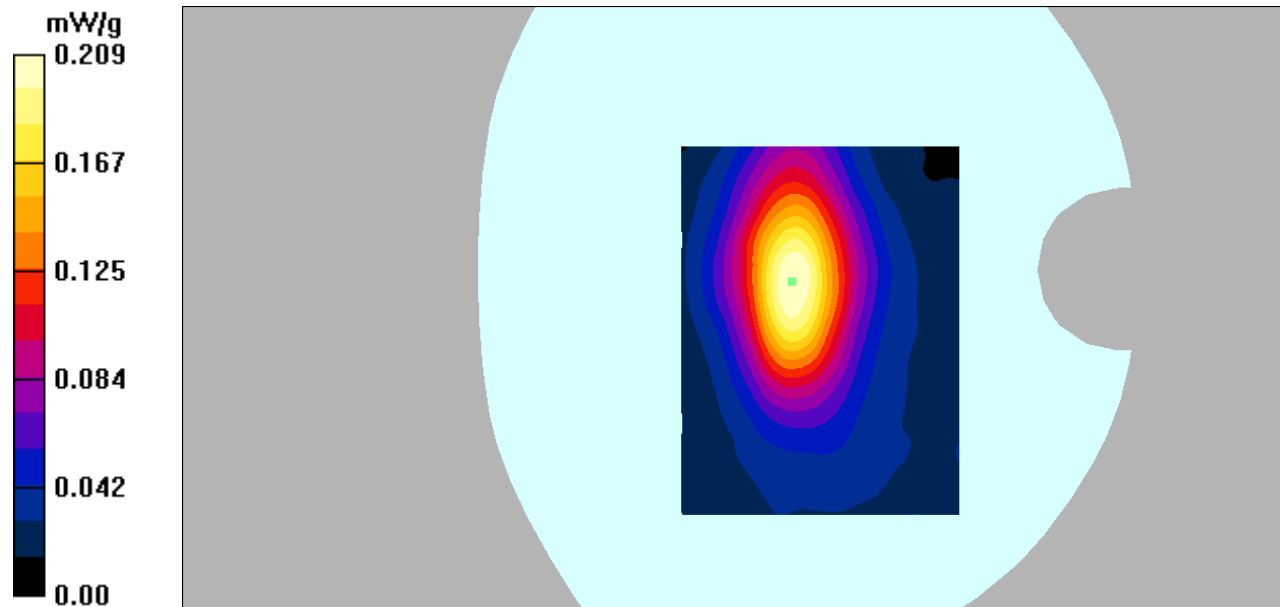
Body Right/WCDMA Band 2 Mid/Zoom Scan (7x7x7)/Cube 0: Measurement grid: dx=5mm, dy=5mm, dz=5mm

Reference Value = 11.5 V/m; Power Drift = 0.107 dB

Peak SAR (extrapolated) = 0.359 W/kg

SAR(1 g) = 0.194 mW/g; SAR(10 g) = 0.110 mW/g

Maximum value of SAR (measured) = 0.209 mW/g



DUT: 4G Smart phone; Type: L4506;

Communication System: 3G Bands; Frequency: 1880 MHz; Duty Cycle: 1:1

Medium parameters used: $f = 1880$ MHz; $\sigma = 1.53$ mho/m; $\epsilon_r = 52.61$; $\rho = 1000$ kg/m³

Phantom section: Flat Section

DASY4 Configuration:

- Probe: EX3DV4 – SN7382; ConvF(8.31, 8.31, 8.31); Calibrated: 26/10/2016

- Sensor-Surface: 4mm (Mechanical Surface Detection)

- Electronics: DAE – SN772; Calibrated: 25/10/2016

- Phantom: TWIN SAM; Type: Twin SAM V5.0; Serial: 1909

- Measurement SW: DASY4, V4.5 Build 19; Postprocessing SW: SEMCAD, V1.8 Build 145

Body Bottom/WCDMA Band 2 Mid/Area Scan (91x101x1): Measurement grid: dx=10mm, dy=10mm

Maximum value of SAR (interpolated) = 0.587 mW/g

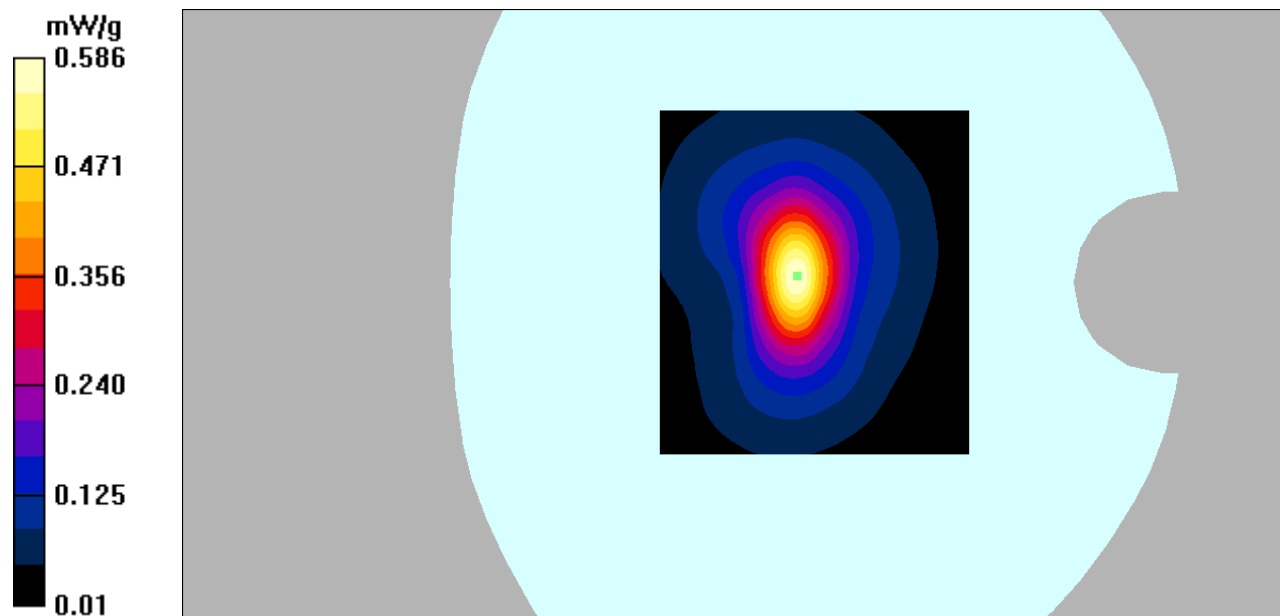
Body Bottom/WCDMA Band 2 Mid/Zoom Scan (7x7x7)/Cube 0: Measurement grid: dx=5mm, dy=5mm, dz=5mm

Reference Value = 17.3 V/m; Power Drift = 0.058 dB

Peak SAR (extrapolated) = 1.01 W/kg

SAR(1 g) = 0.521 mW/g; SAR(10 g) = 0.260 mW/g

Maximum value of SAR (measured) = 0.586 mW/g



DUT: 4G Smart phone; Type: L4506;

Communication System: LTE FDD Bands; Frequency: 1732.5 MHz; Duty Cycle: 1:1
Medium parameters used: $f = 1732.5$ MHz; $\sigma = 1.35$ mho/m; $\epsilon_r = 39.98$; $\rho = 1000$ kg/m³
Phantom section: Left Section

DASY4 Configuration:

- Probe: EX3DV4 – SN7382; ConvF(9.06, 9.06, 9.06); Calibrated: 26/10/2016
- Sensor-Surface: 4mm (Mechanical Surface Detection)
- Electronics: DAE – SN772; Calibrated: 25/10/2016
- Phantom: TWIN SAM; Type: Twin SAM V5.0; Serial: 1909
- Measurement SW: DASY4, V4.5 Build 19; Postprocessing SW: SEMCAD, V1.8 Build 145

Left Cheek/LTE Band 4 1RB Mid/Area Scan (101x121x1): Measurement grid: dx=10mm, dy=10mm
Maximum value of SAR (interpolated) = 0.453 mW/g

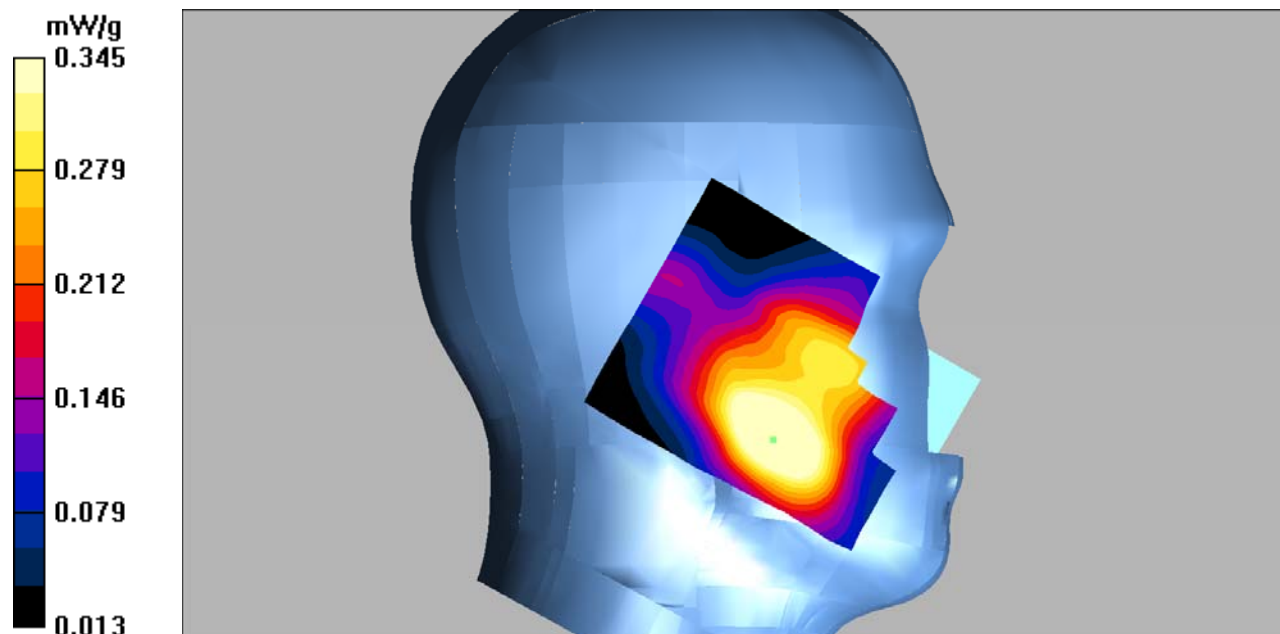
Left Cheek/LTE Band 4 1RB Mid/Zoom Scan (7x7x7)/Cube 0: Measurement grid: dx=5mm, dy=5mm, dz=5mm

Reference Value = 10.6 V/m; Power Drift = -0.14 dB

Peak SAR (extrapolated) = 0.464 W/kg

SAR(1 g) = 0.324 mW/g; SAR(10 g) = 0.215 mW/g

Maximum value of SAR (measured) = 0.345 mW/g



DUT: 4G Smart phone; Type: L4506;

Communication System: LTE FDD Bands; Frequency: 1732.5 MHz; Duty Cycle: 1:1
Medium parameters used: $f = 1732.5$ MHz; $\sigma = 1.35$ mho/m; $\epsilon_r = 39.98$; $\rho = 1000$ kg/m³
Phantom section: Left Section

DASY4 Configuration:

- Probe: EX3DV4 – SN7382; ConvF(9.06, 9.06, 9.06); Calibrated: 26/10/2016
- Sensor-Surface: 4mm (Mechanical Surface Detection)
- Electronics: DAE – SN772; Calibrated: 25/10/2016
- Phantom: TWIN SAM; Type: Twin SAM V5.0; Serial: 1909
- Measurement SW: DASY4, V4.5 Build 19; Postprocessing SW: SEMCAD, V1.8 Build 145

Left Cheek/LTE Band 4 50RB Mid/Area Scan (91x121x1): Measurement grid: dx=10mm, dy=10mm
Maximum value of SAR (interpolated) = 0.269 mW/g

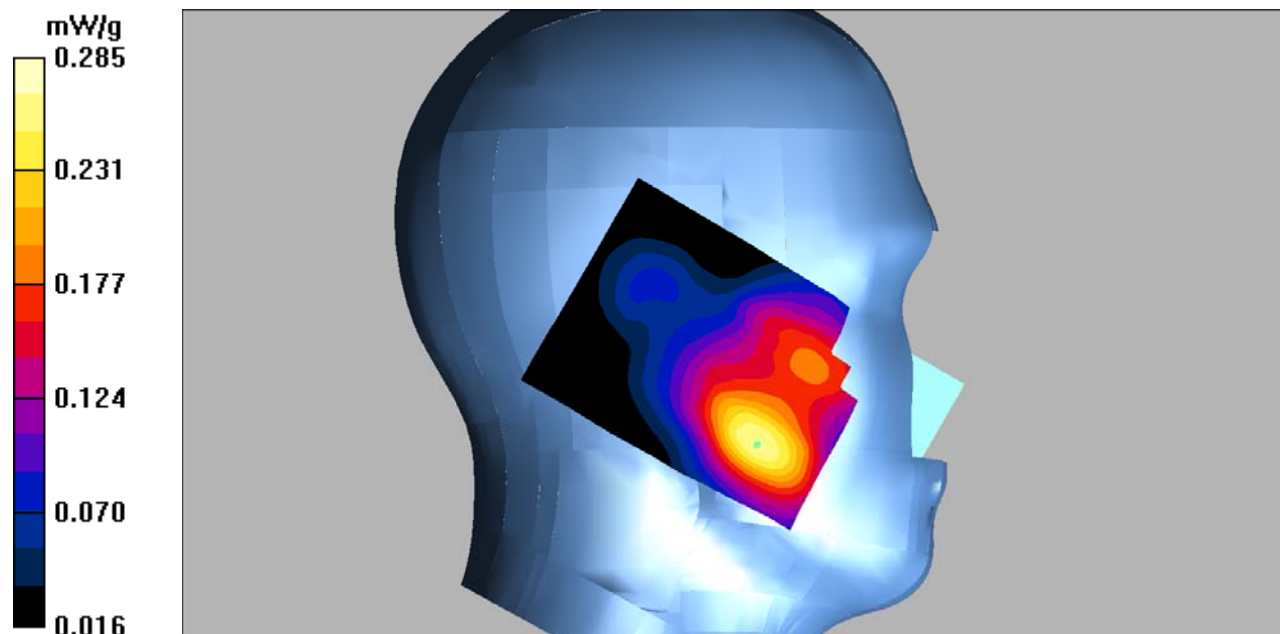
Left Cheek/LTE Band 4 50RB Mid/Zoom Scan (7x7x7)/Cube 0: Measurement grid: dx=5mm, dy=5mm, dz=5mm

Reference Value = 7.32 V/m; Power Drift = 0.123 dB

Peak SAR (extrapolated) = 0.375 W/kg

SAR(1 g) = 0.258 mW/g; SAR(10 g) = 0.169 mW/g

Maximum value of SAR (measured) = 0.285 mW/g



DUT: 4G Smart phone; Type: L4506;

Communication System: LTE FDD Bands; Frequency: 1732.5 MHz; Duty Cycle: 1:1
Medium parameters used: $f = 1732.5$ MHz; $\sigma = 1.35$ mho/m; $\epsilon_r = 39.98$; $\rho = 1000$ kg/m³
Phantom section: Left Section

DASY4 Configuration:

- Probe: EX3DV4 – SN7382; ConvF(9.06, 9.06, 9.06); Calibrated: 26/10/2016
- Sensor-Surface: 4mm (Mechanical Surface Detection)
- Electronics: DAE – SN772; Calibrated: 25/10/2016
- Phantom: TWIN SAM; Type: Twin SAM V5.0; Serial: 1909
- Measurement SW: DASY4, V4.5 Build 19; Postprocessing SW: SEMCAD, V1.8 Build 145

Left Tilt/LTE Band 4 1RB Mid/Area Scan (101x121x1): Measurement grid: dx=10mm, dy=10mm
Maximum value of SAR (interpolated) = 0.209 mW/g

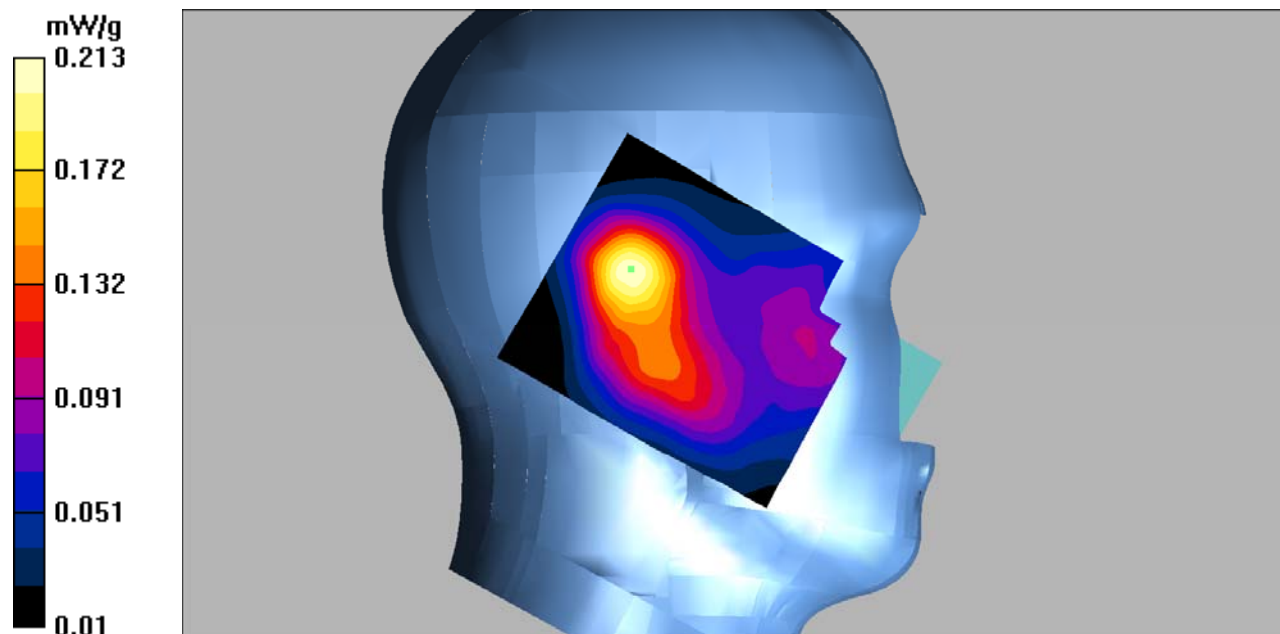
Left Tilt/LTE Band 4 1RB Mid/Zoom Scan (7x7x7)/Cube 0: Measurement grid: dx=5mm, dy=5mm,
dz=5mm

Reference Value = 12.4 V/m; Power Drift = -0.021 dB

Peak SAR (extrapolated) = 0.307 W/kg

SAR(1 g) = 0.194 mW/g; SAR(10 g) = 0.119 mW/g

Maximum value of SAR (measured) = 0.213 mW/g



DUT: 4G Smart phone; Type: L4506;

Communication System: LTE FDD Bands; Frequency: 1732.5 MHz; Duty Cycle: 1:1
Medium parameters used: $f = 1732.5$ MHz; $\sigma = 1.35$ mho/m; $\epsilon_r = 39.98$; $\rho = 1000$ kg/m³
Phantom section: Left Section

DASY4 Configuration:

- Probe: EX3DV4 – SN7382; ConvF(9.06, 9.06, 9.06); Calibrated: 26/10/2016
- Sensor-Surface: 4mm (Mechanical Surface Detection)
- Electronics: DAE – SN772; Calibrated: 25/10/2016
- Phantom: TWIN SAM; Type: Twin SAM V5.0; Serial: 1909
- Measurement SW: DASY4, V4.5 Build 19; Postprocessing SW: SEMCAD, V1.8 Build 145

Left Tilt/LTE Band 4 50RB Mid/Area Scan (101x121x1): Measurement grid: dx=10mm, dy=10mm
Maximum value of SAR (interpolated) = 0.162 mW/g

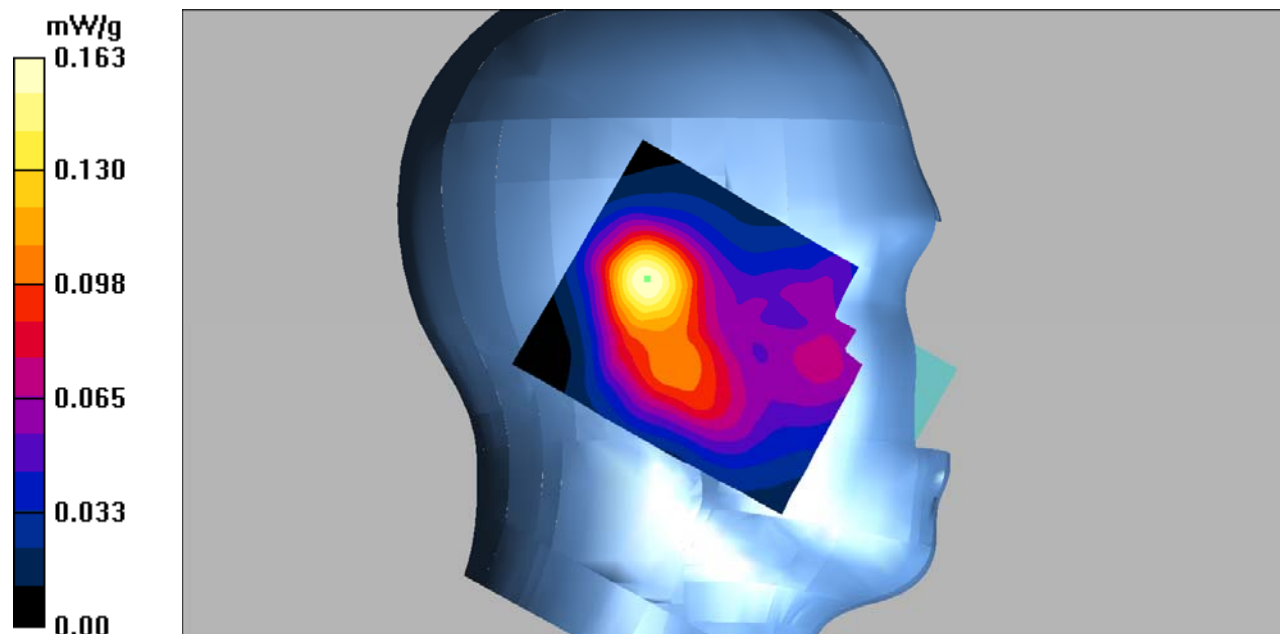
Left Tilt/LTE Band 4 50RB Mid/Zoom Scan (7x7x7)/Cube 0: Measurement grid: dx=5mm, dy=5mm,
dz=5mm

Reference Value = 10.6 V/m; Power Drift = 0.173 dB

Peak SAR (extrapolated) = 0.247 W/kg

SAR(1 g) = 0.148 mW/g; SAR(10 g) = 0.091 mW/g

Maximum value of SAR (measured) = 0.163 mW/g



DUT: 4G Smart phone; Type: L4506;

Communication System: LTE FDD Bands; Frequency: 1732.5 MHz; Duty Cycle: 1:1
Medium parameters used: $f = 1732.5$ MHz; $\sigma = 1.35$ mho/m; $\epsilon_r = 39.98$; $\rho = 1000$ kg/m³
Phantom section: Right Section

DASY4 Configuration:

- Probe: EX3DV4 – SN7382; ConvF(9.06, 9.06, 9.06); Calibrated: 26/10/2016
- Sensor-Surface: 4mm (Mechanical Surface Detection)
- Electronics: DAE – SN772; Calibrated: 25/10/2016
- Phantom: TWIN SAM; Type: Twin SAM V5.0; Serial: 1909
- Measurement SW: DASY4, V4.5 Build 19; Postprocessing SW: SEMCAD, V1.8 Build 145

Right Cheek/LTE Band 4 1RB Mid/Area Scan (101x121x1): Measurement grid: dx=10mm, dy=10mm
Maximum value of SAR (interpolated) = 0.640 mW/g

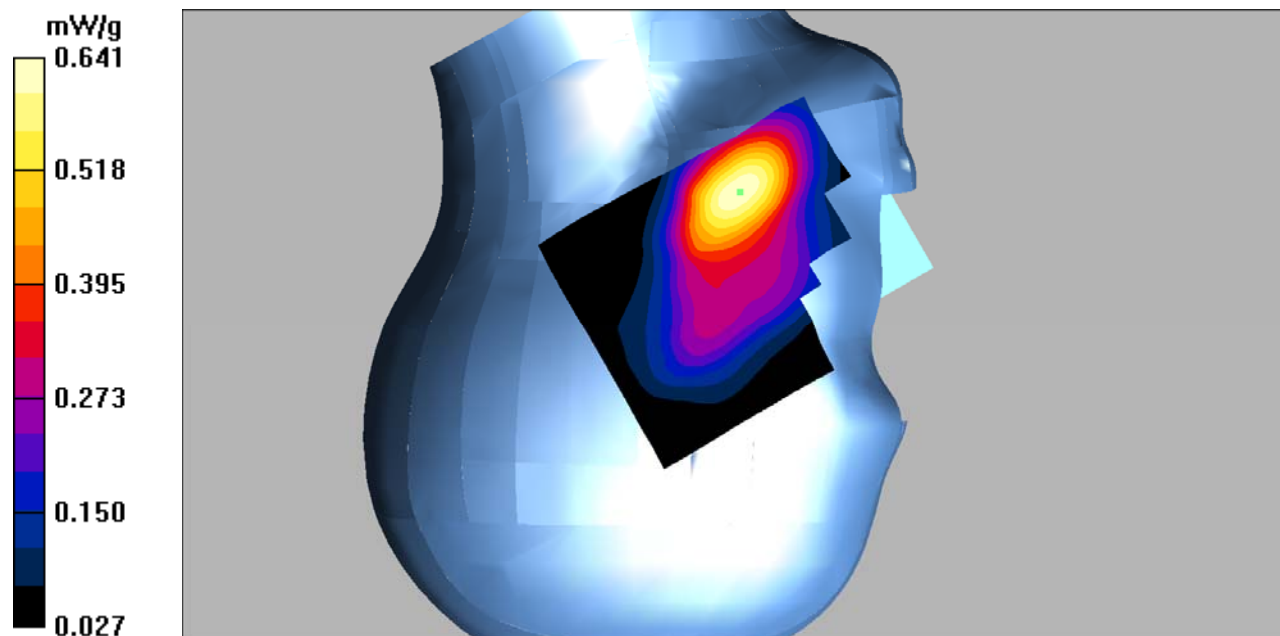
Right Cheek/LTE Band 4 1RB Mid/Zoom Scan (7x7x7)/Cube 0: Measurement grid: dx=5mm, dy=5mm, dz=5mm

Reference Value = 6.60 V/m; Power Drift = -0.138 dB

Peak SAR (extrapolated) = 0.889 W/kg

SAR(1 g) = 0.596 mW/g; SAR(10 g) = 0.376 mW/g

Maximum value of SAR (measured) = 0.641 mW/g



DUT: 4G Smart phone; Type: L4506;

Communication System: LTE FDD Bands; Frequency: 1732.5 MHz; Duty Cycle: 1:1
Medium parameters used: $f = 1732.5$ MHz; $\sigma = 1.35$ mho/m; $\epsilon_r = 39.98$; $\rho = 1000$ kg/m³
Phantom section: Right Section

DASY4 Configuration:

- Probe: EX3DV4 – SN7382; ConvF(9.06, 9.06, 9.06); Calibrated: 26/10/2016
- Sensor-Surface: 4mm (Mechanical Surface Detection)
- Electronics: DAE – SN772; Calibrated: 25/10/2016
- Phantom: TWIN SAM; Type: Twin SAM V5.0; Serial: 1909
- Measurement SW: DASY4, V4.5 Build 19; Postprocessing SW: SEMCAD, V1.8 Build 145

Right Cheek/LTE Band 4 50RB Mid/Area Scan (101x121x1): Measurement grid: dx=10mm, dy=10mm
Maximum value of SAR (interpolated) = 0.523 mW/g

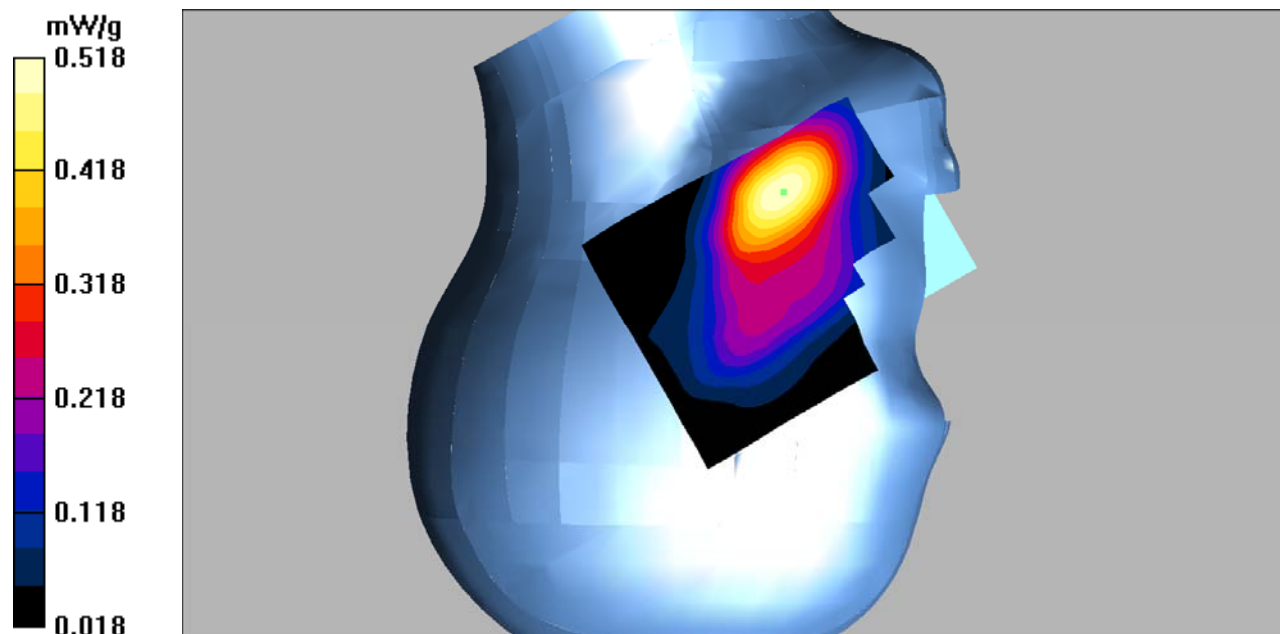
Right Cheek/LTE Band 4 50RB Mid/Zoom Scan (7x7x7)/Cube 0: Measurement grid: dx=5mm, dy=5mm, dz=5mm

Reference Value = 6.01 V/m; Power Drift = -0.057 dB

Peak SAR (extrapolated) = 0.741 W/kg

SAR(1 g) = 0.485 mW/g; SAR(10 g) = 0.305 mW/g

Maximum value of SAR (measured) = 0.518 mW/g



DUT: 4G Smart phone; Type: L4506;

Communication System: LTE FDD Bands; Frequency: 1732.5 MHz; Duty Cycle: 1:1
Medium parameters used: $f = 1732.5$ MHz; $\sigma = 1.35$ mho/m; $\epsilon_r = 39.98$; $\rho = 1000$ kg/m³
Phantom section: Right Section

DASY4 Configuration:

- Probe: EX3DV4 – SN7382; ConvF(9.06, 9.06, 9.06); Calibrated: 26/10/2016
- Sensor-Surface: 4mm (Mechanical Surface Detection)
- Electronics: DAE – SN772; Calibrated: 25/10/2016
- Phantom: TWIN SAM; Type: Twin SAM V5.0; Serial: 1909
- Measurement SW: DASY4, V4.5 Build 19; Postprocessing SW: SEMCAD, V1.8 Build 145

Right Tilt/LTE Band 4 1RB Mid/Area Scan (101x121x1): Measurement grid: dx=10mm, dy=10mm
Maximum value of SAR (interpolated) = 0.225 mW/g

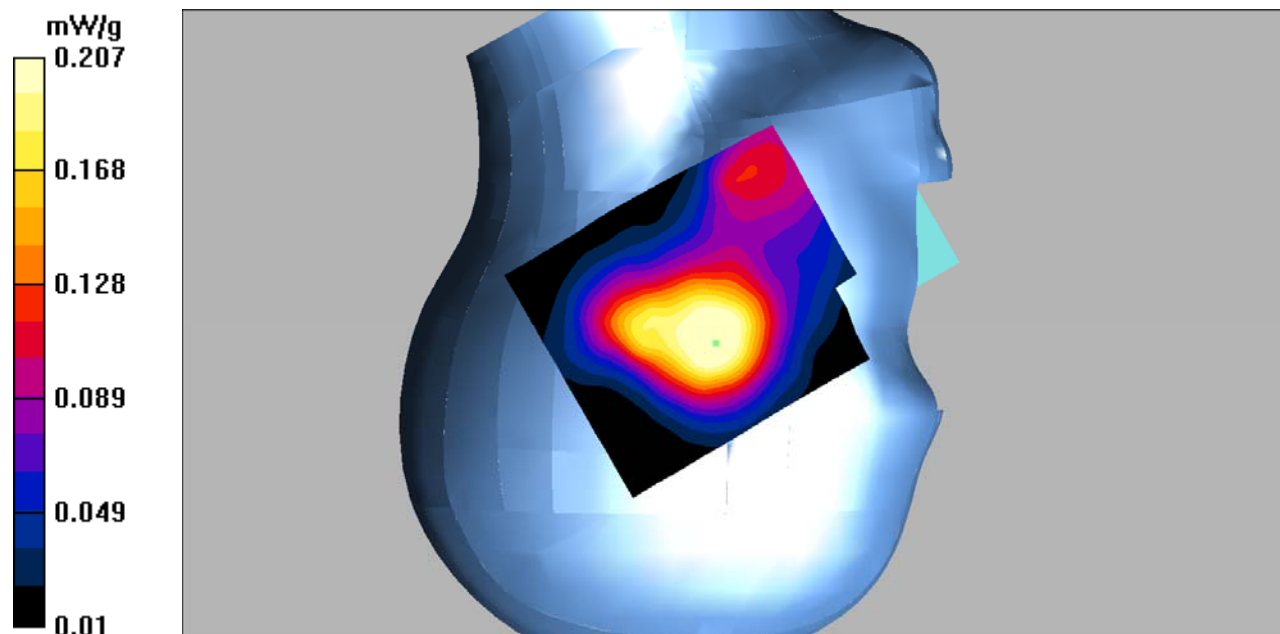
Right Tilt/LTE Band 4 1RB Mid/Zoom Scan (7x7x7)/Cube 0: Measurement grid: dx=5mm, dy=5mm, dz=5mm

Reference Value = 10.5 V/m; Power Drift = -0.163 dB

Peak SAR (extrapolated) = 0.276 W/kg

SAR(1 g) = 0.193 mW/g; SAR(10 g) = 0.129 mW/g

Maximum value of SAR (measured) = 0.207 mW/g



DUT: 4G Smart phone; Type: L4506;

Communication System: LTE FDD Bands; Frequency: 1732.5 MHz; Duty Cycle: 1:1
Medium parameters used: $f = 1732.5$ MHz; $\sigma = 1.35$ mho/m; $\epsilon_r = 39.98$; $\rho = 1000$ kg/m³
Phantom section: Right Section

DASY4 Configuration:

- Probe: EX3DV4 – SN7382; ConvF(9.06, 9.06, 9.06); Calibrated: 26/10/2016
- Sensor-Surface: 4mm (Mechanical Surface Detection)
- Electronics: DAE – SN772; Calibrated: 25/10/2016
- Phantom: TWIN SAM; Type: Twin SAM V5.0; Serial: 1909
- Measurement SW: DASY4, V4.5 Build 19; Postprocessing SW: SEMCAD, V1.8 Build 145

Right Tilt/LTE Band 4 50RB Mid/Area Scan (101x121x1): Measurement grid: dx=10mm, dy=10mm
Maximum value of SAR (interpolated) = 0.178 mW/g

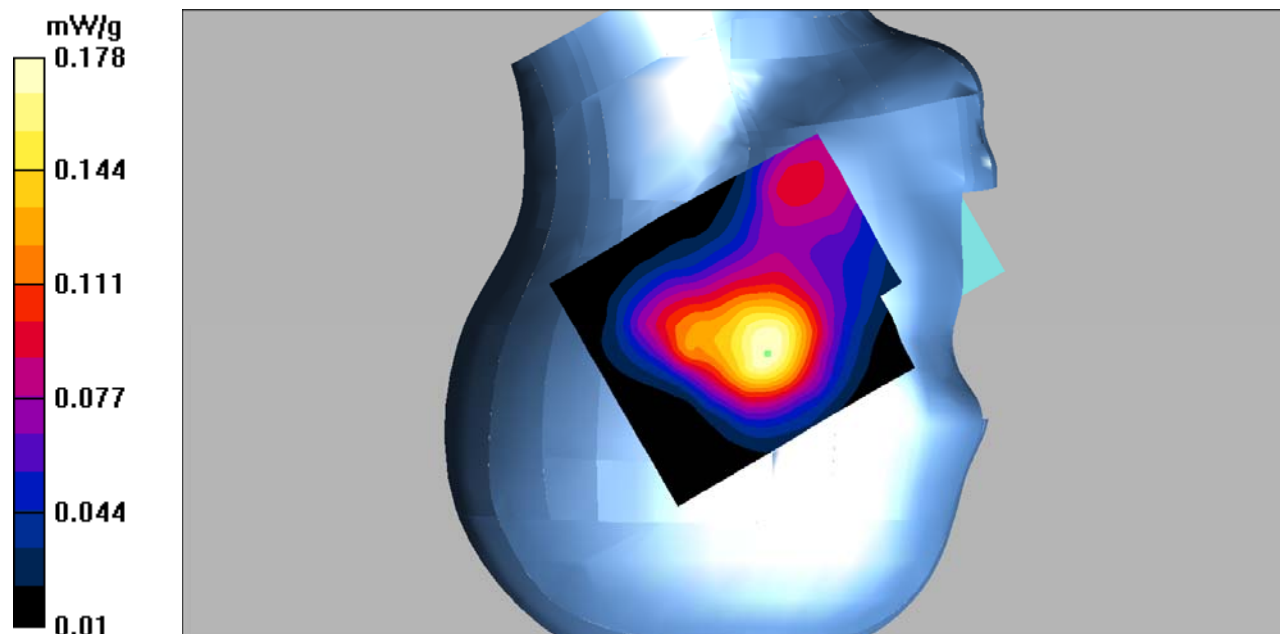
Right Tilt/LTE Band 4 50RB Mid/Zoom Scan (7x7x7)/Cube 0: Measurement grid: dx=5mm, dy=5mm, dz=5mm

Reference Value = 8.75 V/m; Power Drift = 0.041 dB

Peak SAR (extrapolated) = 0.246 W/kg

SAR(1 g) = 0.169 mW/g; SAR(10 g) = 0.113 mW/g

Maximum value of SAR (measured) = 0.178 mW/g



DUT: 4G Smart phone; Type: L4506;

Communication System: LTE FDD Bands; Frequency: 1720 MHz; Duty Cycle: 1:1

Medium parameters used: $f = 1720$ MHz; $\sigma = 1.46$ mho/m; $\epsilon_r = 53.33$; $\rho = 1000$ kg/m³

Phantom section: Flat Section

DASY4 Configuration:

- Probe: EX3DV4 – SN7382; ConvF(8.65, 8.65, 8.65); Calibrated: 26/10/2016

- Sensor-Surface: 4mm (Mechanical Surface Detection)

- Electronics: DAE – SN772; Calibrated: 25/10/2016

- Phantom: TWIN SAM; Type: Twin SAM V5.0; Serial: 1909

- Measurement SW: DASY4, V4.5 Build 19; Postprocessing SW: SEMCAD, V1.8 Build 145

Body Back/LTE Band 4 1RB Low/Area Scan (91x101x1): Measurement grid: dx=10mm, dy=10mm

Maximum value of SAR (interpolated) = 0.753 mW/g

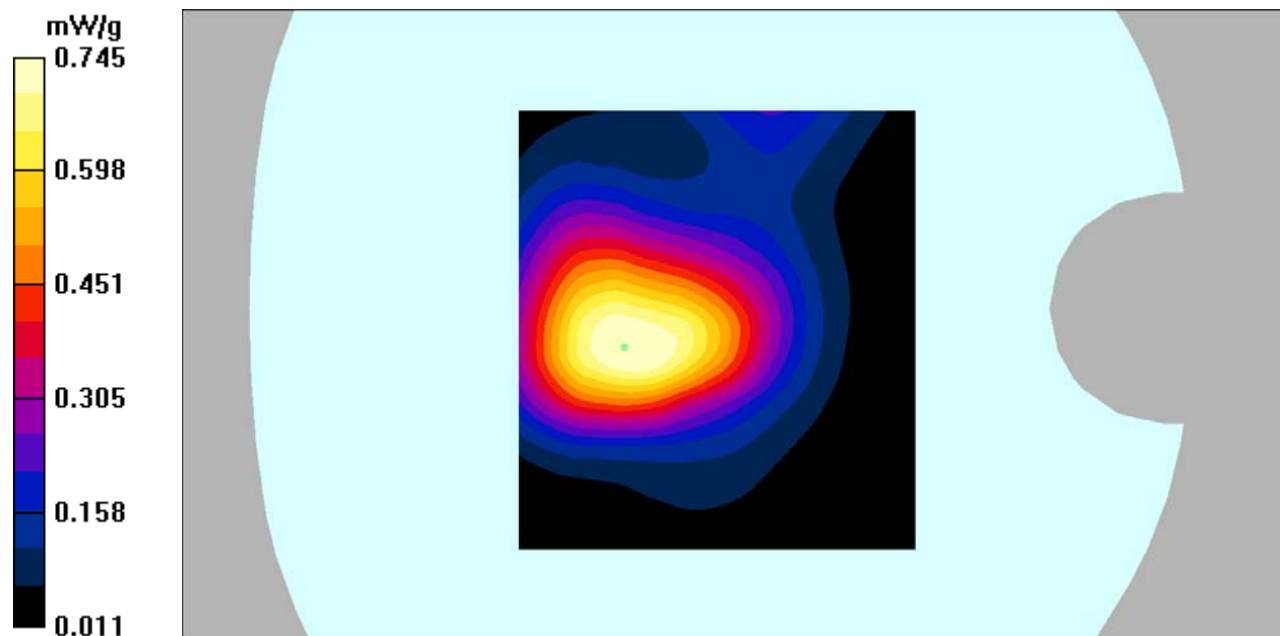
Body Back/LTE Band 4 1RB Low/Zoom Scan (7x7x7)/Cube 0: Measurement grid: dx=5mm, dy=5mm, dz=5mm

Reference Value = 19.4 V/m; Power Drift = -0.078 dB

Peak SAR (extrapolated) = 1.15 W/kg

SAR(1 g) = 0.685 mW/g; SAR(10 g) = 0.401 mW/g

Maximum value of SAR (measured) = 0.745 mW/g



DUT: 4G Smart phone; Type: L4506;

Communication System: LTE FDD Bands; Frequency: 1732.5 MHz; Duty Cycle: 1:1
Medium parameters used: $f = 1732.5$ MHz; $\sigma = 1.48$ mho/m; $\epsilon_r = 52.89$; $\rho = 1000$ kg/m³
Phantom section: Flat Section

DASY4 Configuration:

- Probe: EX3DV4 – SN7382; ConvF(8.65, 8.65, 8.65); Calibrated: 26/10/2016
- Sensor-Surface: 4mm (Mechanical Surface Detection)
- Electronics: DAE – SN772; Calibrated: 25/10/2016
- Phantom: TWIN SAM; Type: Twin SAM V5.0; Serial: 1909
- Measurement SW: DASY4, V4.5 Build 19; Postprocessing SW: SEMCAD, V1.8 Build 145

Body Back/LTE Band 4 1RB Mid/Area Scan (91x101x1): Measurement grid: dx=10mm, dy=10mm
Maximum value of SAR (interpolated) = 0.872 mW/g

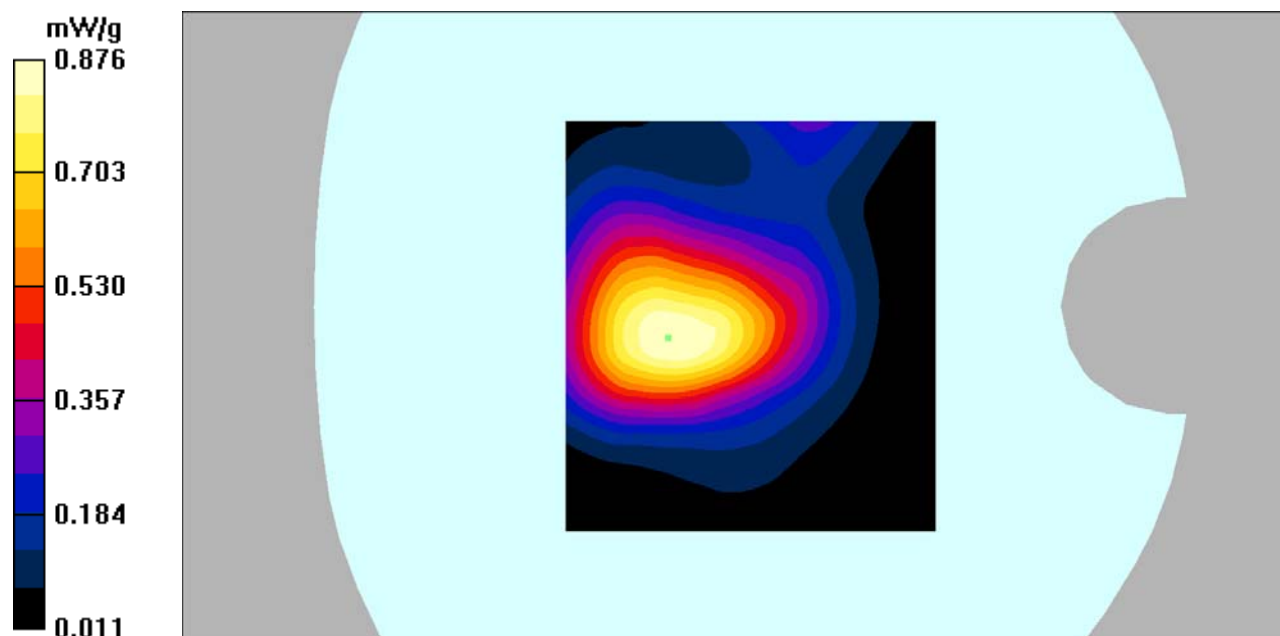
Body Back/LTE Band 4 1RB Mid/Zoom Scan (7x7x7)/Cube 0: Measurement grid: dx=5mm, dy=5mm, dz=5mm

Reference Value = 22.1 V/m; Power Drift = -0.112 dB

Peak SAR (extrapolated) = 1.34 W/kg

SAR(1 g) = 0.805 mW/g; SAR(10 g) = 0.473 mW/g

Maximum value of SAR (measured) = 0.876 mW/g



DUT: 4G Smart phone; Type: L4506;

Communication System: LTE FDD Bands; Frequency: 1745 MHz; Duty Cycle: 1:1

Medium parameters used: $f = 1745$ MHz; $\sigma = 1.47$ mho/m; $\epsilon_r = 52.93$; $\rho = 1000$ kg/m³

Phantom section: Flat Section

DASY4 Configuration:

- Probe: EX3DV4 – SN7382; ConvF(8.65, 8.65, 8.65); Calibrated: 26/10/2016

- Sensor-Surface: 4mm (Mechanical Surface Detection)

- Electronics: DAE – SN772; Calibrated: 25/10/2016

- Phantom: TWIN SAM; Type: Twin SAM V5.0; Serial: 1909

- Measurement SW: DASY4, V4.5 Build 19; Postprocessing SW: SEMCAD, V1.8 Build 145

Body Back/LTE Band 4 1RB High/Area Scan (91x101x1): Measurement grid: dx=10mm, dy=10mm

Maximum value of SAR (interpolated) = 0.671 mW/g

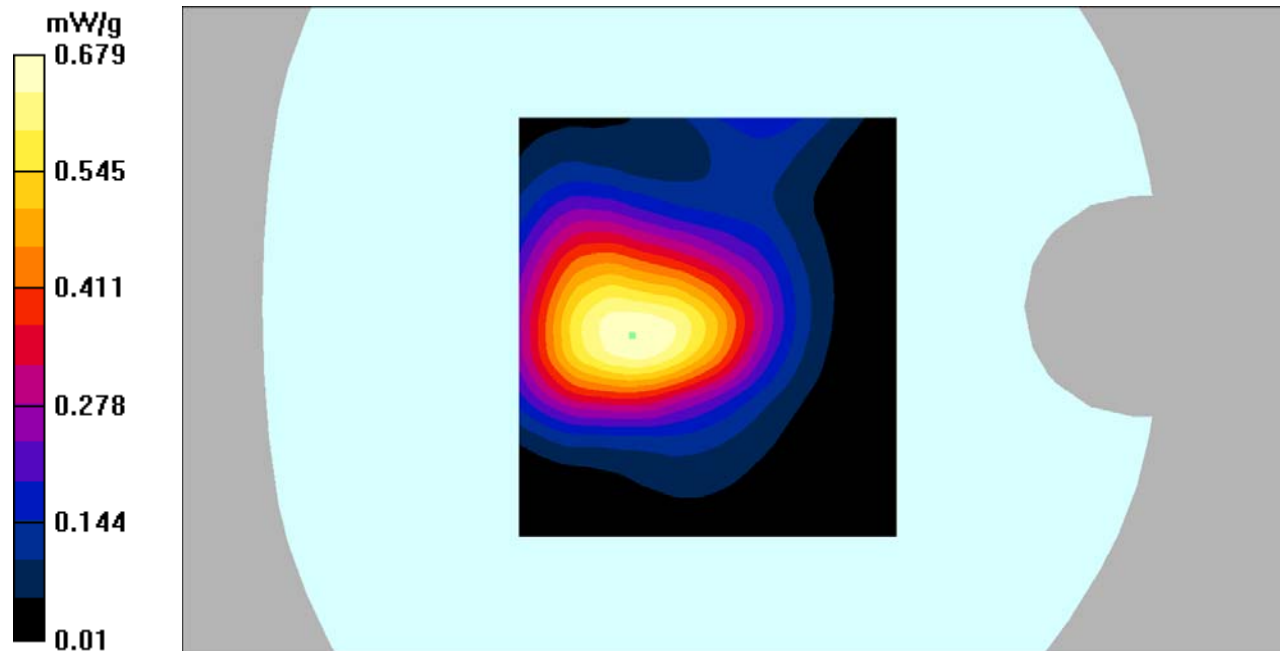
Body Back/LTE Band 4 1RB High/Zoom Scan (7x7x7)/Cube 0: Measurement grid: dx=5mm, dy=5mm, dz=5mm

Reference Value = 18.5 V/m; Power Drift = 0.073 dB

Peak SAR (extrapolated) = 1.03 W/kg

SAR(1 g) = 0.624 mW/g; SAR(10 g) = 0.369 mW/g

Maximum value of SAR (measured) = 0.679 mW/g



DUT: 4G Smart phone; Type: L4506;

Communication System: LTE FDD Bands; Frequency: 1732.5 MHz; Duty Cycle: 1:1
Medium parameters used: $f = 1732.5$ MHz; $\sigma = 1.48$ mho/m; $\epsilon_r = 52.89$; $\rho = 1000$ kg/m³
Phantom section: Flat Section

DASY4 Configuration:

- Probe: EX3DV4 – SN7382; ConvF(8.65, 8.65, 8.65); Calibrated: 26/10/2016
- Sensor-Surface: 4mm (Mechanical Surface Detection)
- Electronics: DAE – SN772; Calibrated: 25/10/2016
- Phantom: TWIN SAM; Type: Twin SAM V5.0; Serial: 1909
- Measurement SW: DASY4, V4.5 Build 19; Postprocessing SW: SEMCAD, V1.8 Build 145

Body Back/LTE Band 4 50RB Mid/Area Scan (91x101x1): Measurement grid: dx=10mm, dy=10mm
Maximum value of SAR (interpolated) = 0.694 mW/g

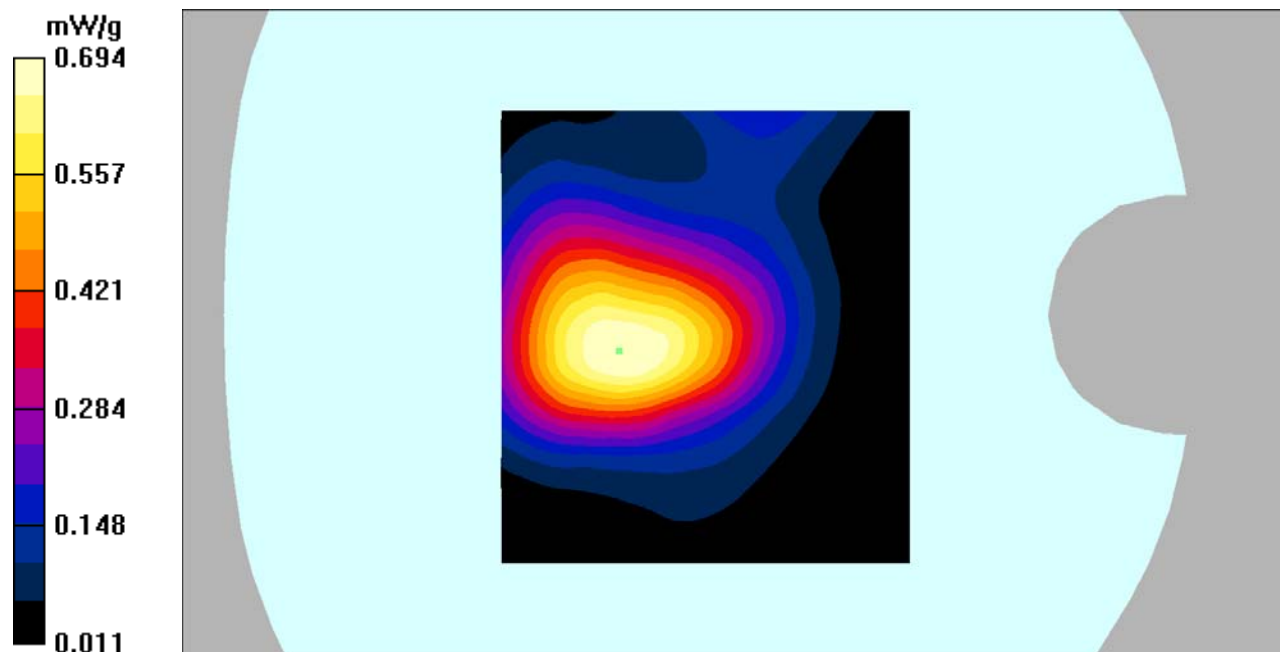
Body Back/LTE Band 4 50RB Mid/Zoom Scan (7x7x7)/Cube 0: Measurement grid: dx=5mm, dy=5mm, dz=5mm

Reference Value = 18.5 V/m; Power Drift = 0.131 dB

Peak SAR (extrapolated) = 1.08 W/kg

SAR(1 g) = 0.643 mW/g; SAR(10 g) = 0.378 mW/g

Maximum value of SAR (measured) = 0.694 mW/g



DUT: 4G Smart phone; Type: L4506;

Communication System: LTE FDD Bands; Frequency: 1732.5 MHz; Duty Cycle: 1:1
Medium parameters used: $f = 1732.5$ MHz; $\sigma = 1.48$ mho/m; $\epsilon_r = 52.89$; $\rho = 1000$ kg/m³
Phantom section: Flat Section

DASY4 Configuration:

- Probe: EX3DV4 – SN7382; ConvF(8.65, 8.65, 8.65); Calibrated: 26/10/2016
- Sensor-Surface: 4mm (Mechanical Surface Detection)
- Electronics: DAE – SN772; Calibrated: 25/10/2016
- Phantom: TWIN SAM; Type: Twin SAM V5.0; Serial: 1909
- Measurement SW: DASY4, V4.5 Build 19; Postprocessing SW: SEMCAD, V1.8 Build 145

Body Left/LTE Band 4 1RB Mid/Area Scan (91x121x1): Measurement grid: dx=10mm, dy=10mm
Maximum value of SAR (interpolated) = 0.071 mW/g

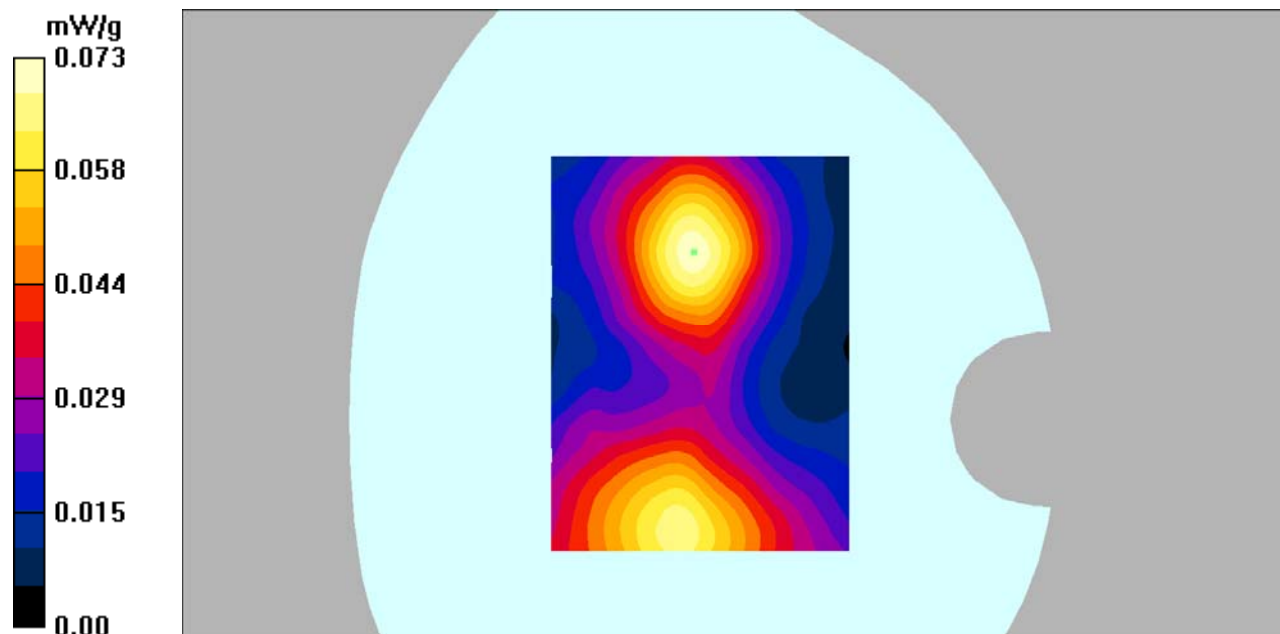
Body Left/LTE Band 4 1RB Mid/Zoom Scan (7x7x7)/Cube 0: Measurement grid: dx=5mm, dy=5mm, dz=5mm

Reference Value = 4.73 V/m; Power Drift = 0.065 dB

Peak SAR (extrapolated) = 0.114 W/kg

SAR(1 g) = 0.067 mW/g; SAR(10 g) = 0.040 mW/g

Maximum value of SAR (measured) = 0.073 mW/g



DUT: 4G Smart phone; Type: L4506;

Communication System: LTE FDD Bands; Frequency: 1732.5 MHz; Duty Cycle: 1:1
Medium parameters used: $f = 1732.5$ MHz; $\sigma = 1.48$ mho/m; $\epsilon_r = 52.89$; $\rho = 1000$ kg/m³
Phantom section: Flat Section

DASY4 Configuration:

- Probe: EX3DV4 – SN7382; ConvF(8.65, 8.65, 8.65); Calibrated: 26/10/2016
- Sensor-Surface: 4mm (Mechanical Surface Detection)
- Electronics: DAE – SN772; Calibrated: 25/10/2016
- Phantom: TWIN SAM; Type: Twin SAM V5.0; Serial: 1909
- Measurement SW: DASY4, V4.5 Build 19; Postprocessing SW: SEMCAD, V1.8 Build 145

Body Left/LTE Band 4 50RB Mid/Area Scan (91x121x1): Measurement grid: dx=10mm, dy=10mm
Maximum value of SAR (interpolated) = 0.072 mW/g

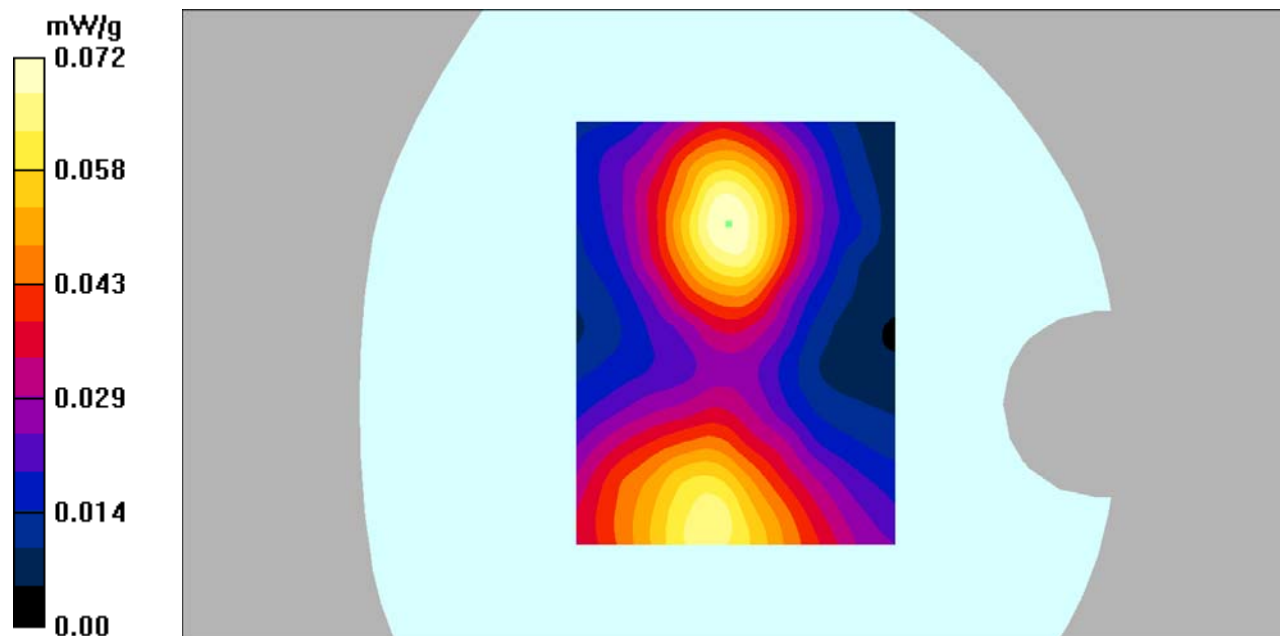
Body Left/LTE Band 4 50RB Mid/Zoom Scan (7x7x7)/Cube 0: Measurement grid: dx=5mm, dy=5mm, dz=5mm

Reference Value = 5.23 V/m; Power Drift = -0.072 dB

Peak SAR (extrapolated) = 0.109 W/kg

SAR(1 g) = 0.066 mW/g; SAR(10 g) = 0.039 mW/g

Maximum value of SAR (measured) = 0.072 mW/g



DUT: 4G Smart phone; Type: L4506;

Communication System: LTE FDD Bands; Frequency: 1732.5 MHz; Duty Cycle: 1:1
Medium parameters used: $f = 1732.5$ MHz; $\sigma = 1.48$ mho/m; $\epsilon_r = 52.89$; $\rho = 1000$ kg/m³
Phantom section: Flat Section

DASY4 Configuration:

- Probe: EX3DV4 – SN7382; ConvF(8.65, 8.65, 8.65); Calibrated: 26/10/2016
- Sensor-Surface: 4mm (Mechanical Surface Detection)
- Electronics: DAE – SN772; Calibrated: 25/10/2016
- Phantom: TWIN SAM; Type: Twin SAM V5.0; Serial: 1909
- Measurement SW: DASY4, V4.5 Build 19; Postprocessing SW: SEMCAD, V1.8 Build 145

Body Right/LTE Band 4 1RB Mid/Area Scan (101x101x1): Measurement grid: dx=10mm, dy=10mm
Maximum value of SAR (interpolated) = 0.311 mW/g

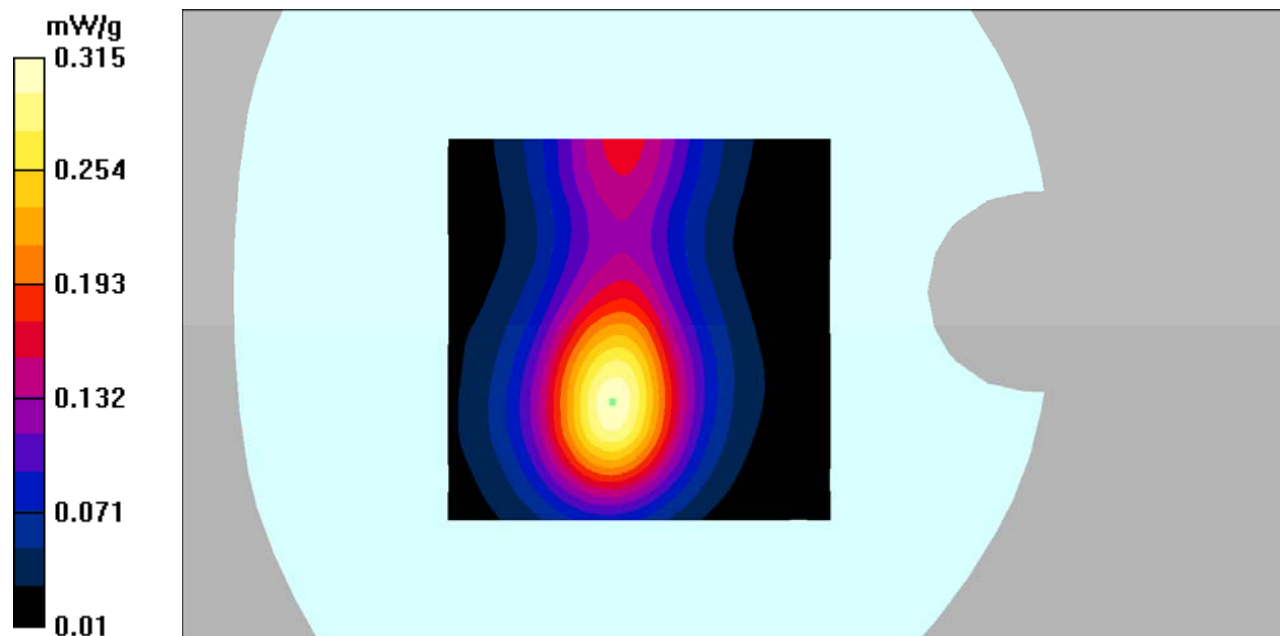
Body Right/LTE Band 4 1RB Mid/Zoom Scan (7x7x7)/Cube 0: Measurement grid: dx=5mm, dy=5mm, dz=5mm

Reference Value = 11.2 V/m; Power Drift = -0.067 dB

Peak SAR (extrapolated) = 0.499 W/kg

SAR(1 g) = 0.286 mW/g; SAR(10 g) = 0.162 mW/g

Maximum value of SAR (measured) = 0.315 mW/g



DUT: 4G Smart phone; Type: L4506;

Communication System: LTE FDD Bands; Frequency: 1732.5 MHz; Duty Cycle: 1:1
Medium parameters used: $f = 1732.5$ MHz; $\sigma = 1.48$ mho/m; $\epsilon_r = 52.89$; $\rho = 1000$ kg/m³
Phantom section: Flat Section

DASY4 Configuration:

- Probe: EX3DV4 – SN7382; ConvF(8.65, 8.65, 8.65); Calibrated: 26/10/2016
- Sensor-Surface: 4mm (Mechanical Surface Detection)
- Electronics: DAE – SN772; Calibrated: 25/10/2016
- Phantom: TWIN SAM; Type: Twin SAM V5.0; Serial: 1909
- Measurement SW: DASY4, V4.5 Build 19; Postprocessing SW: SEMCAD, V1.8 Build 145

Body Right/LTE Band 4 50RB Mid/Area Scan (101x101x1): Measurement grid: dx=10mm, dy=10mm
Maximum value of SAR (interpolated) = 0.249 mW/g

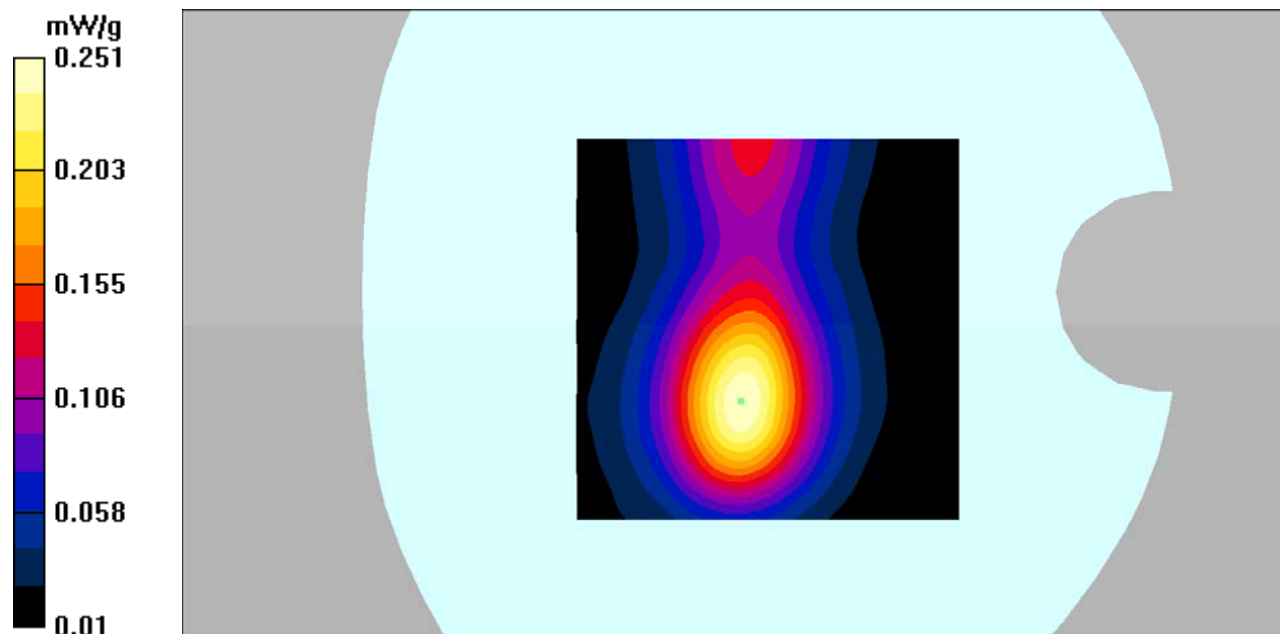
Body Right/LTE Band 4 50RB Mid/Zoom Scan (7x7x7)/Cube 0: Measurement grid: dx=5mm, dy=5mm, dz=5mm

Reference Value = 9.23 V/m; Power Drift = 0.177 dB

Peak SAR (extrapolated) = 0.410 W/kg

SAR(1 g) = 0.230 mW/g; SAR(10 g) = 0.130 mW/g

Maximum value of SAR (measured) = 0.251 mW/g



DUT: 4G Smart phone; Type: L4506;

Communication System: LTE FDD Bands; Frequency: 1732.5 MHz; Duty Cycle: 1:1
Medium parameters used: $f = 1732.5$ MHz; $\sigma = 1.48$ mho/m; $\epsilon_r = 52.89$; $\rho = 1000$ kg/m³
Phantom section: Flat Section

DASY4 Configuration:

- Probe: EX3DV4 – SN7382; ConvF(8.65, 8.65, 8.65); Calibrated: 26/10/2016
- Sensor-Surface: 4mm (Mechanical Surface Detection)
- Electronics: DAE – SN772; Calibrated: 25/10/2016
- Phantom: TWIN SAM; Type: Twin SAM V5.0; Serial: 1909
- Measurement SW: DASY4, V4.5 Build 19; Postprocessing SW: SEMCAD, V1.8 Build 145

Body Bottom/LTE Band 4 1RB Mid/Area Scan (91x101x1): Measurement grid: dx=10mm, dy=10mm
Maximum value of SAR (interpolated) = 0.344 mW/g

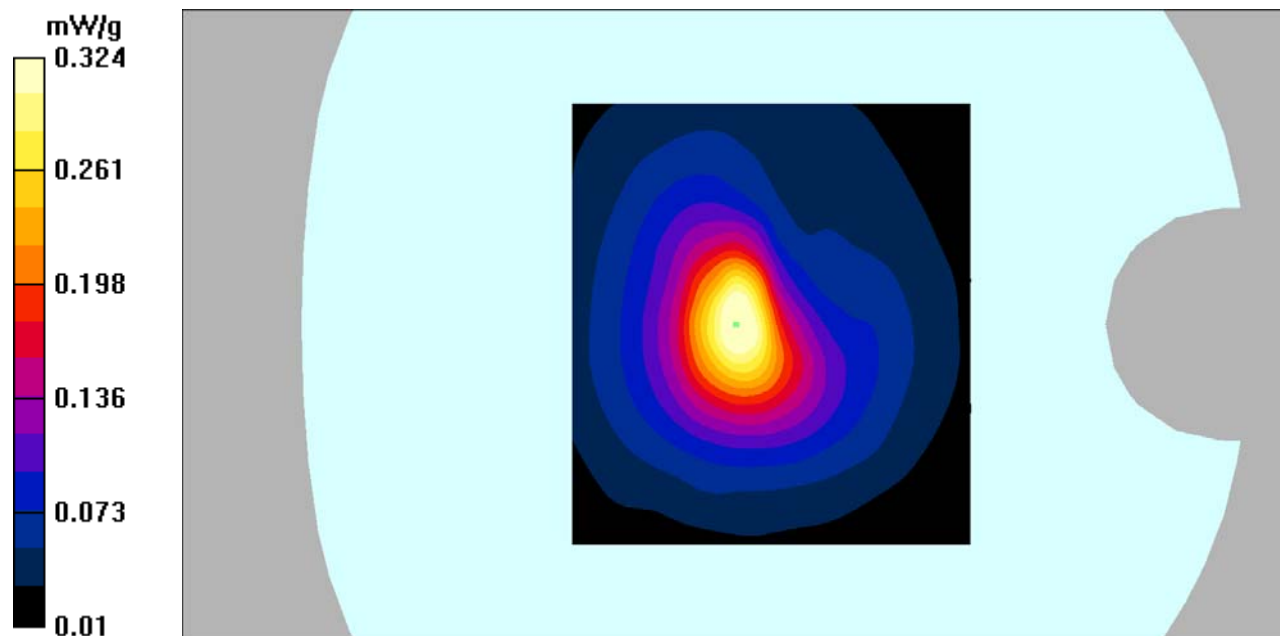
Body Bottom/LTE Band 4 1RB Mid/Zoom Scan (7x7x7)/Cube 0: Measurement grid: dx=5mm, dy=5mm, dz=5mm

Reference Value = 13.1 V/m; Power Drift = -0.115 dB

Peak SAR (extrapolated) = 0.530 W/kg

SAR(1 g) = 0.286 mW/g; SAR(10 g) = 0.148 mW/g

Maximum value of SAR (measured) = 0.324 mW/g



DUT: 4G Smart phone; Type: L4506;

Communication System: LTE FDD Bands; Frequency: 1732.5 MHz; Duty Cycle: 1:1
Medium parameters used: $f = 1732.5$ MHz; $\sigma = 1.48$ mho/m; $\epsilon_r = 52.89$; $\rho = 1000$ kg/m³
Phantom section: Flat Section

DASY4 Configuration:

- Probe: EX3DV4 – SN7382; ConvF(8.65, 8.65, 8.65); Calibrated: 26/10/2016
- Sensor-Surface: 4mm (Mechanical Surface Detection)
- Electronics: DAE – SN772; Calibrated: 25/10/2016
- Phantom: TWIN SAM; Type: Twin SAM V5.0; Serial: 1909
- Measurement SW: DASY4, V4.5 Build 19; Postprocessing SW: SEMCAD, V1.8 Build 145

Body Bottom/LTE Band 4 50RB Mid/Area Scan (91x101x1): Measurement grid: dx=10mm, dy=10mm
Maximum value of SAR (interpolated) = 0.225 mW/g

Body Bottom/LTE Band 4 50RB Mid/Zoom Scan (7x7x7)/Cube 0: Measurement grid: dx=5mm, dy=5mm,
dz=5mm

Reference Value = 10.2 V/m; Power Drift = 0.197 dB

Peak SAR (extrapolated) = 0.424 W/kg

SAR(1 g) = 0.234 mW/g; SAR(10 g) = 0.122 mW/g

Maximum value of SAR (measured) = 0.261 mW/g

