

Appendix F. Setup Photographs


<Conducted Emission>

Remote View





Rear View




<Radiated Emission>

Y Plane for Sample 1

LF




HF




Y Plane for Sample 2

LF



HF



—————THE END—————