


Appendix C. Setup Photographs

<Radiated Emission>


Sample 1

Y Plane for Cellular, PCS, and AWS Band

LF




HF




Sample 2

X Plane for Cellular Band

LF



HF




Y Plane for PCS Band

LF



HF



————THE END————