


## Appendix D. Photographs of EUT and Setup

# FCC SAR Test Report

## <Photographs of EUT>

Sample 1

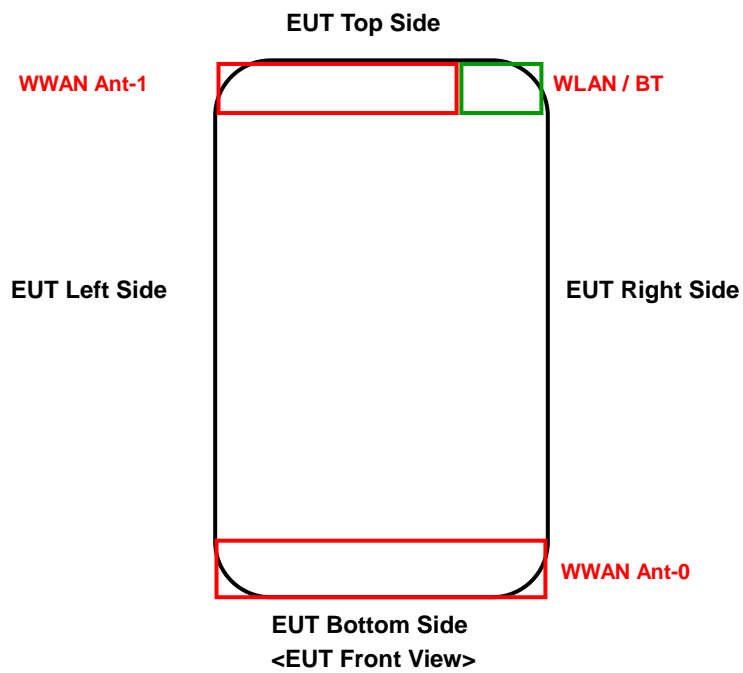


Sample 2



# FCC SAR Test Report

## <Antenna Location>




The separation distance for antenna to edge:


Antenna	To Top Side (mm)	To Bottom Side (mm)	To Left Side (mm)	To Right Side (mm)
WWAN Ant-0	161	0	0	0
WWAN Ant-1	0	161	0	18
WLAN / BT	4	148	58	8

# FCC SAR Test Report


## <Photographs of SAR Setup>




Sample 2




Head - Right Cheek



Head - Right Tilted




Head - Left Cheek



Head - Left Tilted



Body worn - Front Face of EUT at 15 mm



Body worn - Rear Face of EUT at 15 mm


Sample 1



Hotspot - Front Face of EUT at 10 mm



Hotspot - Rear Face of EUT at 10 mm




Hotspot - Left Side of EUT at 10 mm



Hotspot - Right Side of EUT at 10 mm



Hotspot - Top Side of EUT at 10 mm




Hotspot - Bottom Side of EUT at 10 mm


Sample 2




Hotspot - Front Face of EUT at 10 mm



Hotspot - Rear Face of EUT at 10 mm



Hotspot - Left Side of EUT at 10 mm



Hotspot - Right Side of EUT at 10 mm



Hotspot - Top Side of EUT at 10 mm



Hotspot - Bottom Side of EUT at 10 mm