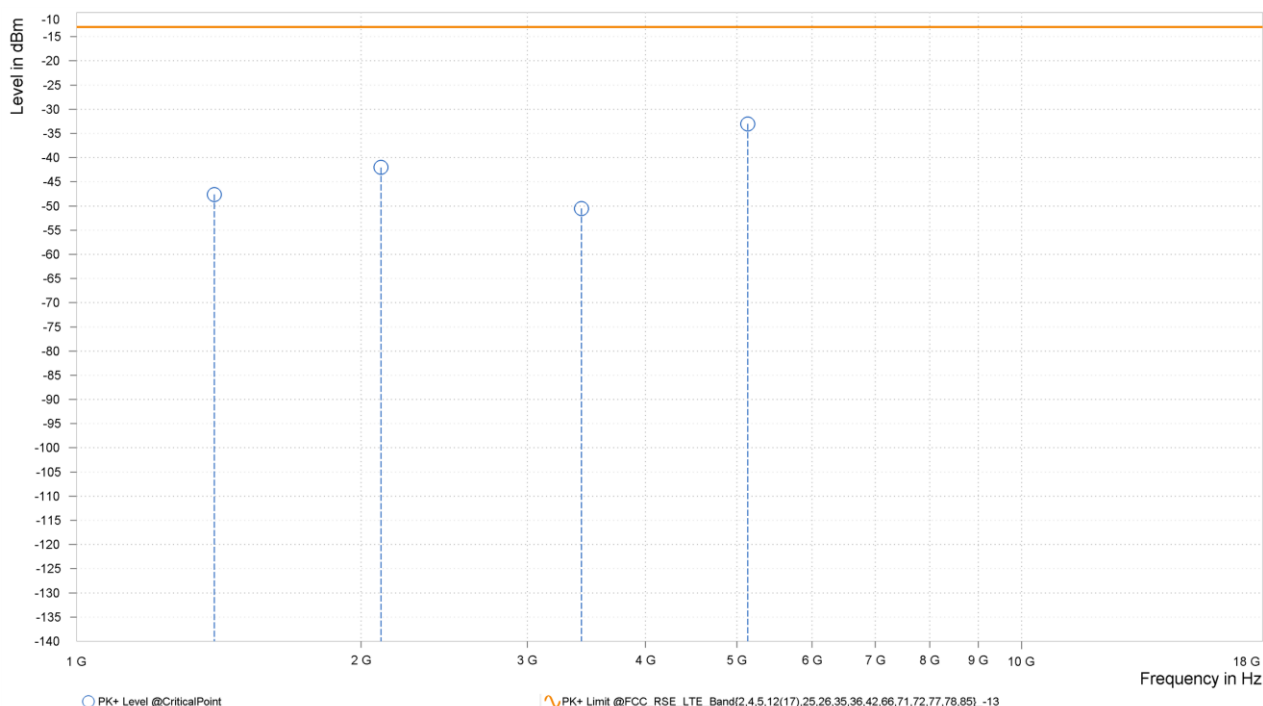




Test Report No.: PSU-NQN2403180115RF06

<b>MODE</b>	TX channel 23095	<b>FREQUENCY RANGE</b>	Above 1000MHz
<b>ENVIRONMENTAL CONDITIONS</b>	23deg. C, 70%RH	<b>INPUT POWER</b>	AC 120V/60HZ
<b>TESTED BY</b>	Jace Hu		
<b>ANTENNA POLARITY &amp; TEST DISTANCE: VERTICAL AT 3 M</b>			

Rg	Frequency [MHz]	PK+ Level [dBm]	PK+ Limit [dBm]	PK+ Margin [dB]	Correction [dB]	Polarization	Azimuth [deg]	Antenna Height [m]
2	1,399.000	-47.63	-13.00	34.63	22.37	V	66.6	2.00
2	2,098.500	-42.02	-13.00	29.02	28.45	V	309.3	2.00
4	3,422.000	-50.53	-13.00	37.53	21.01	V	359	2.00
4	5,133.500	-33.04	-13.00	20.04	23.40	V	152.2	1.00



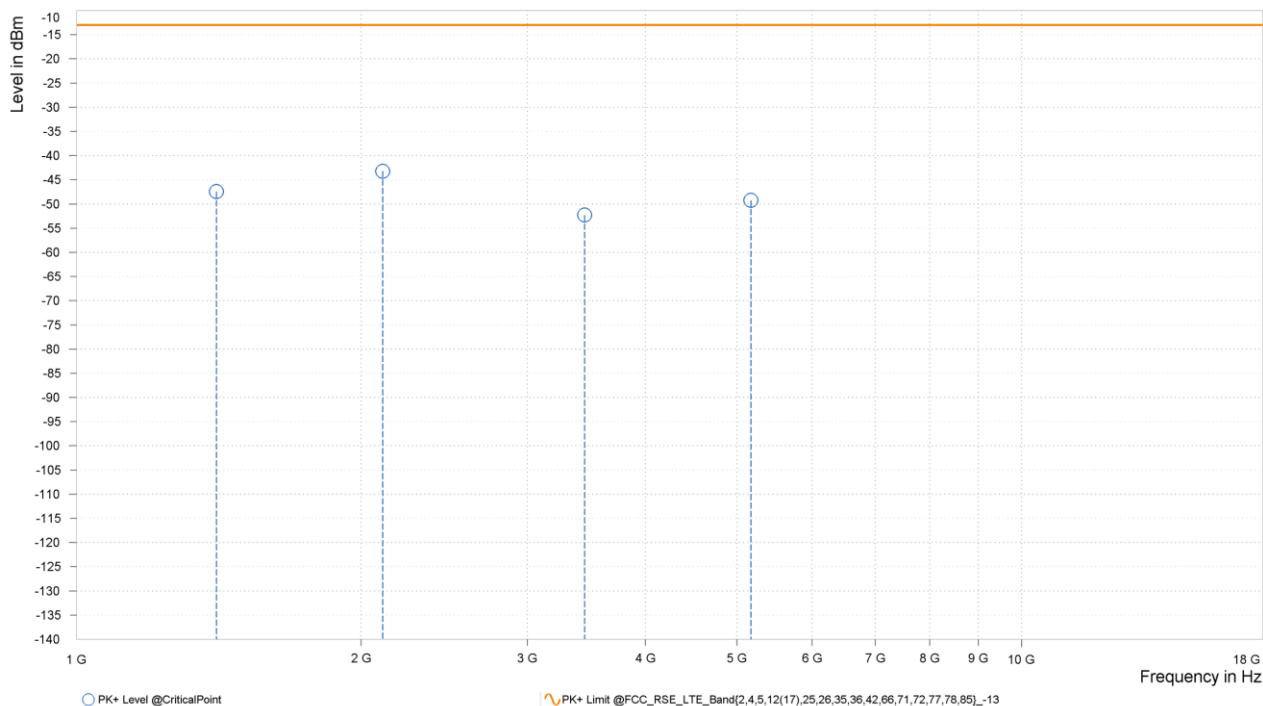


Test Report No.: PSU-NQN2403180115RF06

**CHANNEL BANDWIDTH: 20MHz + 10MHz**

<b>MODE</b>	TX channel 23095	<b>FREQUENCY RANGE</b>	Above 1000MHz
<b>ENVIRONMENTAL CONDITIONS</b>	23deg. C, 70%RH	<b>INPUT POWER</b>	AC 120V/60HZ
<b>TESTED BY</b>	Jace Hu		
<b>ANTENNA POLARITY &amp; TEST DISTANCE: HORIZONTAL AT 3 M</b>			

Rg	Frequency [MHz]	PK+ Level [dBm]	PK+ Limit [dBm]	PK+ Margin [dB]	Correction [dB]	Polarization	Azimuth [deg]	Antenna Height [m]
2	1,406.000	-47.46	-13.00	34.46	22.18	H	139.2	1.00
2	2,109.000	-43.21	-13.00	30.21	27.79	H	309.3	2.00
4	3,447.000	-52.31	-13.00	39.31	20.50	H	359.1	1.00
4	5,170.500	-49.25	-13.00	36.25	23.29	H	1	1.00

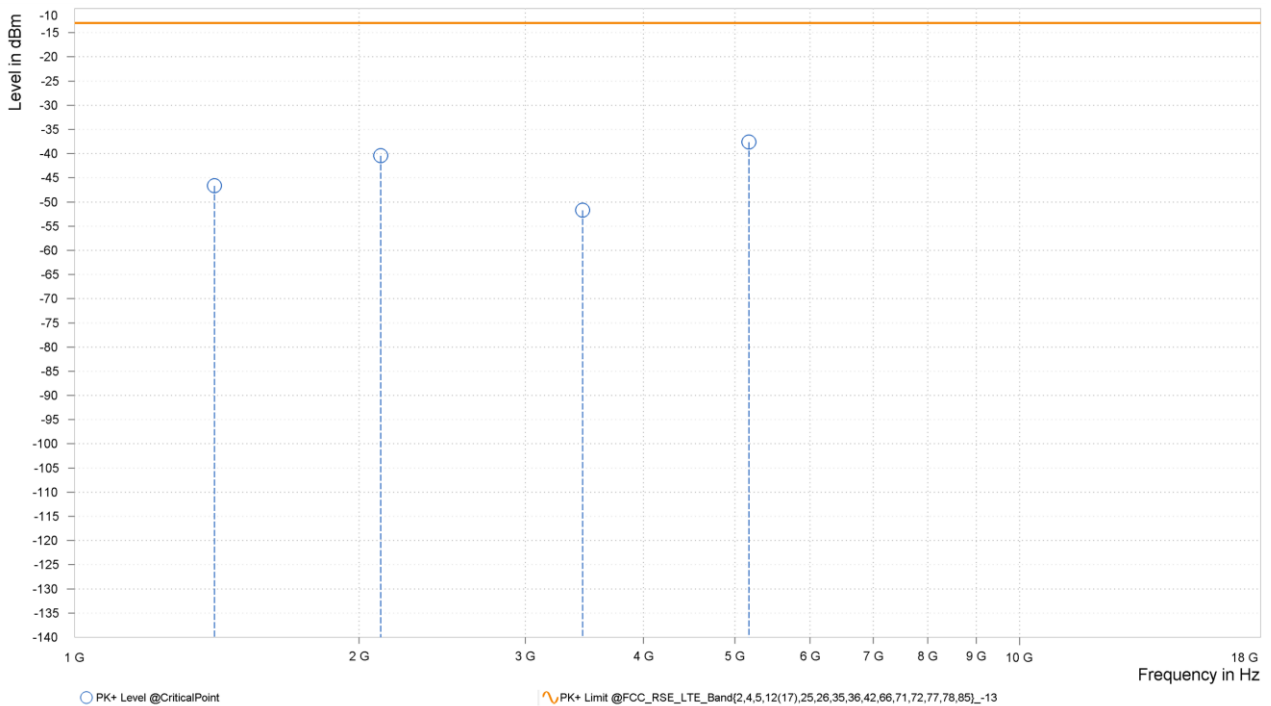




**Test Report No.: PSU-NQN2403180115RF06**

<b>MODE</b>	TX channel 23095	<b>FREQUENCY RANGE</b>	Above 1000MHz
<b>ENVIRONMENTAL CONDITIONS</b>	23deg. C, 70%RH	<b>INPUT POWER</b>	AC 120V/60HZ
<b>TESTED BY</b>	Jace Hu		
<b>ANTENNA POLARITY &amp; TEST DISTANCE: VERTICAL AT 3 M</b>			

Rg	Frequency [MHz]	PK+ Level [dBm]	PK+ Limit [dBm]	PK+ Margin [dB]	Correction [dB]	Polarization	Azimuth [deg]	Antenna Height [m]
2	1,406.000	-46.64	-13.00	33.64	22.31	V	357.9	1.00
2	2,109.000	-40.45	-13.00	27.45	28.50	V	359	2.00
4	3,447.000	-51.71	-13.00	38.71	21.07	V	359	1.00
4	5,171.000	-37.61	-13.00	24.61	23.67	V	208.8	2.00



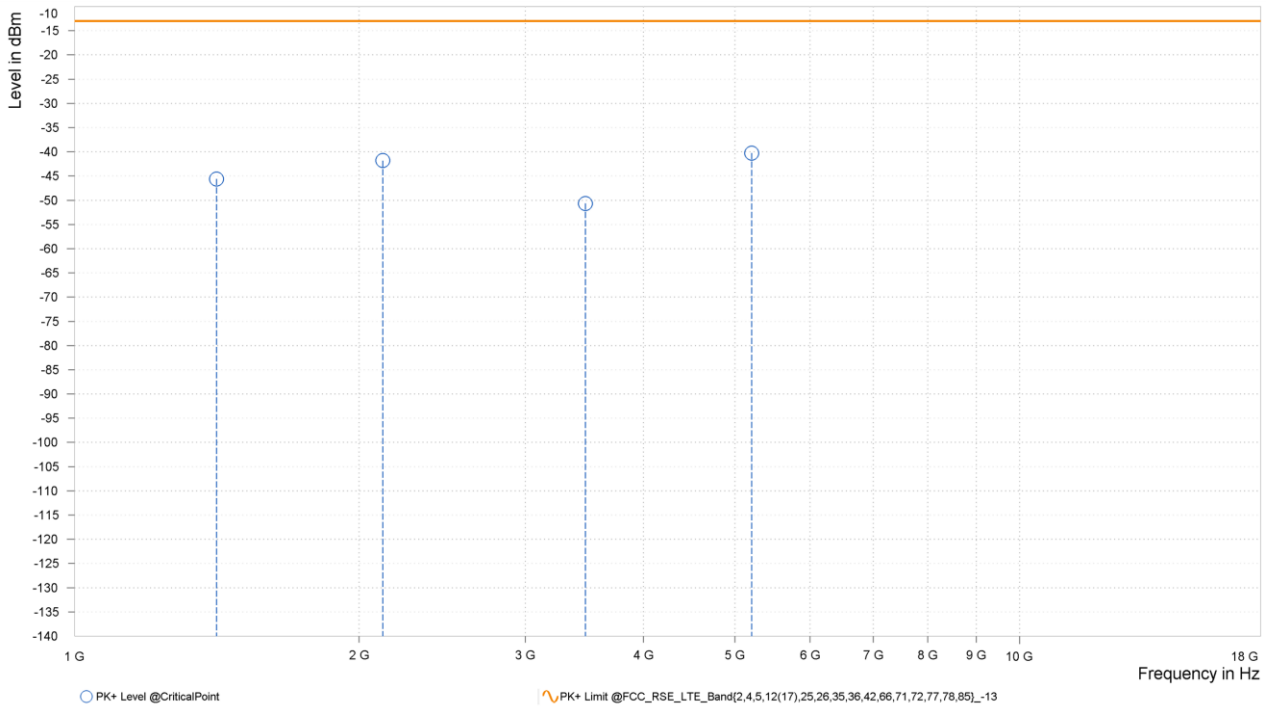


Test Report No.: PSU-NQN2403180115RF06

CHANNEL BANDWIDTH: 20MHz + 10MHz

MODE	TX channel 23095	FREQUENCY RANGE	Above 1000MHz
ENVIRONMENTAL CONDITIONS	23deg. C, 70%RH	INPUT POWER	AC 120V/60HZ
TESTED BY	Jace Hu		
ANTENNA POLARITY & TEST DISTANCE: HORIZONTAL AT 3 M			

Rg	Frequency [MHz]	PK+ Level [dBm]	PK+ Limit [dBm]	PK+ Margin [dB]	Correction [dB]	Polarization	Azimuth [deg]	Antenna Height [m]
2	1,413.000	-45.62	-13.00	32.62	22.46	H	357.9	1.00
2	2,119.500	-41.80	-13.00	28.80	27.64	H	67.8	2.00
4	3,472.000	-50.67	-13.00	37.67	20.43	H	41.5	2.00
4	5,208.500	-40.24	-13.00	27.24	23.47	H	0.9	2.00

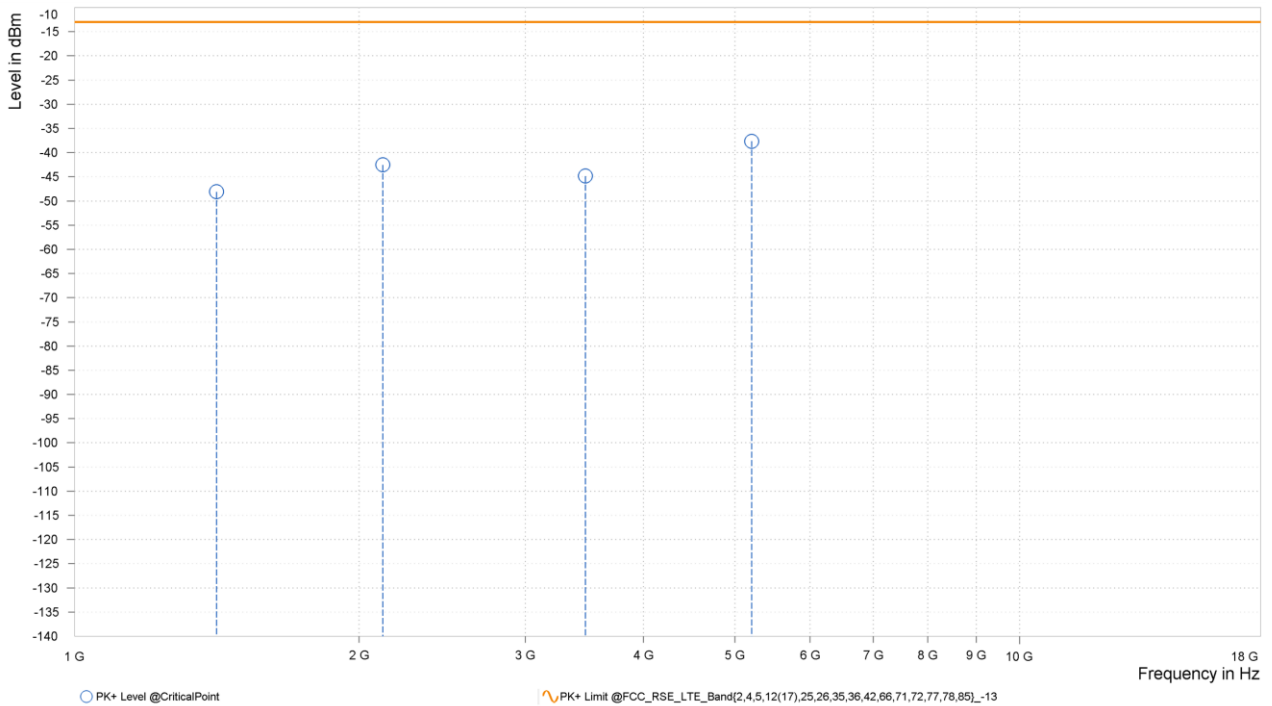




**Test Report No.: PSU-NQN2403180115RF06**

<b>MODE</b>	TX channel 23095	<b>FREQUENCY RANGE</b>	Above 1000MHz
<b>ENVIRONMENTAL CONDITIONS</b>	23deg. C, 70%RH	<b>INPUT POWER</b>	AC 120V/60HZ
<b>TESTED BY</b>	Jace Hu		
<b>ANTENNA POLARITY &amp; TEST DISTANCE: VERTICAL AT 3 M</b>			

Rg	Frequency [MHz]	PK+ Level [dBm]	PK+ Limit [dBm]	PK+ Margin [dB]	Correction [dB]	Polarization	Azimuth [deg]	Antenna Height [m]
2	1,413.000	-48.09	-13.00	35.09	22.11	V	310.4	2.00
2	2,119.500	-42.53	-13.00	29.53	28.24	V	1.7	2.00
4	3,472.000	-44.84	-13.00	31.84	21.15	V	153.4	1.00
4	5,208.000	-37.66	-13.00	24.66	24.07	V	153.4	1.00

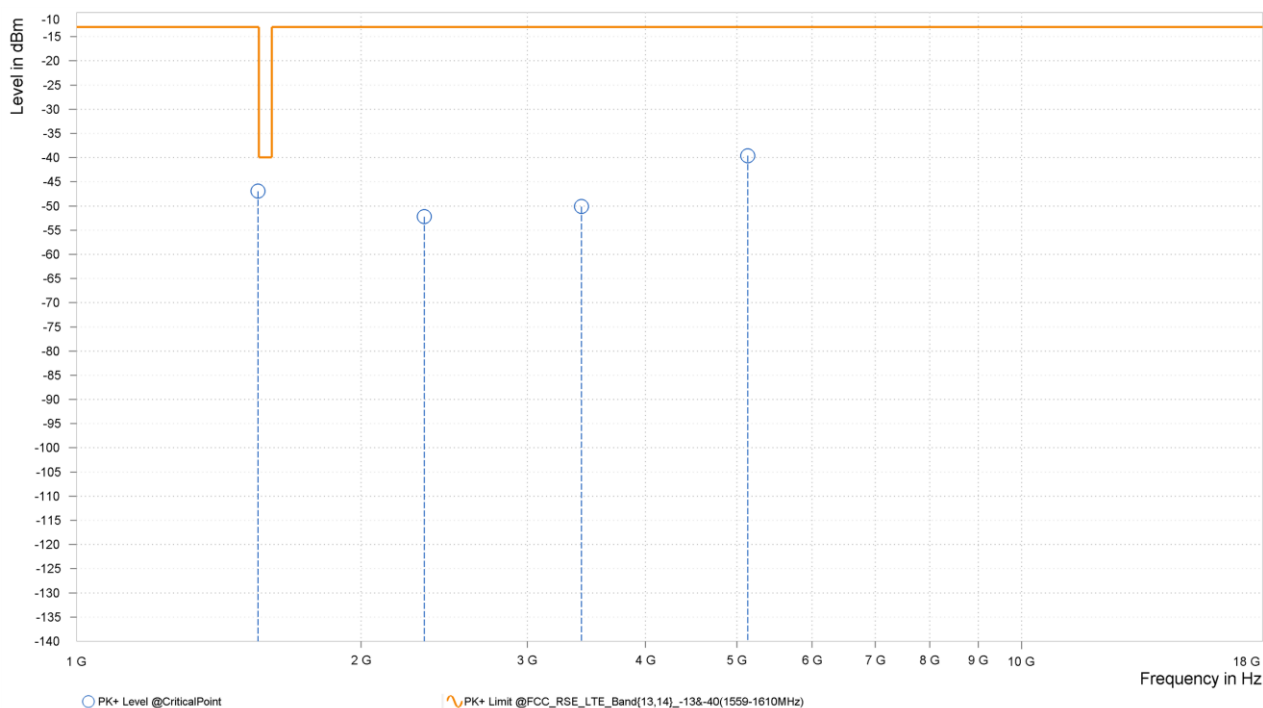


CA\_4A-13A--27

CHANNEL BANDWIDTH: 20MHz + 10MHz

MODE	TX channel 23230	FREQUENCY RANGE	Above 1000MHz
ENVIRONMENTAL CONDITIONS	23deg. C, 70%RH	INPUT POWER	AC 120V/60HZ
TESTED BY	Jace Hu		
<b>ANTENNA POLARITY &amp; TEST DISTANCE: HORIZONTAL AT 3 M</b>			

Rg	Frequency [MHz]	PK+ Level [dBm]	PK+ Limit [dBm]	PK+ Margin [dB]	Correction [dB]	Polarization	Azimuth [deg]	Antenna Height [m]
2	1,555.000	-46.94	-13.00	33.94	21.68	H	358.1	1.00
3	2,332.500	-52.22	-13.00	39.22	18.59	H	1.2	2.00
4	3,422.000	-50.11	-13.00	37.11	20.65	H	318.4	1.00
4	5,133.500	-39.62	-13.00	26.62	23.09	H	1	1.00

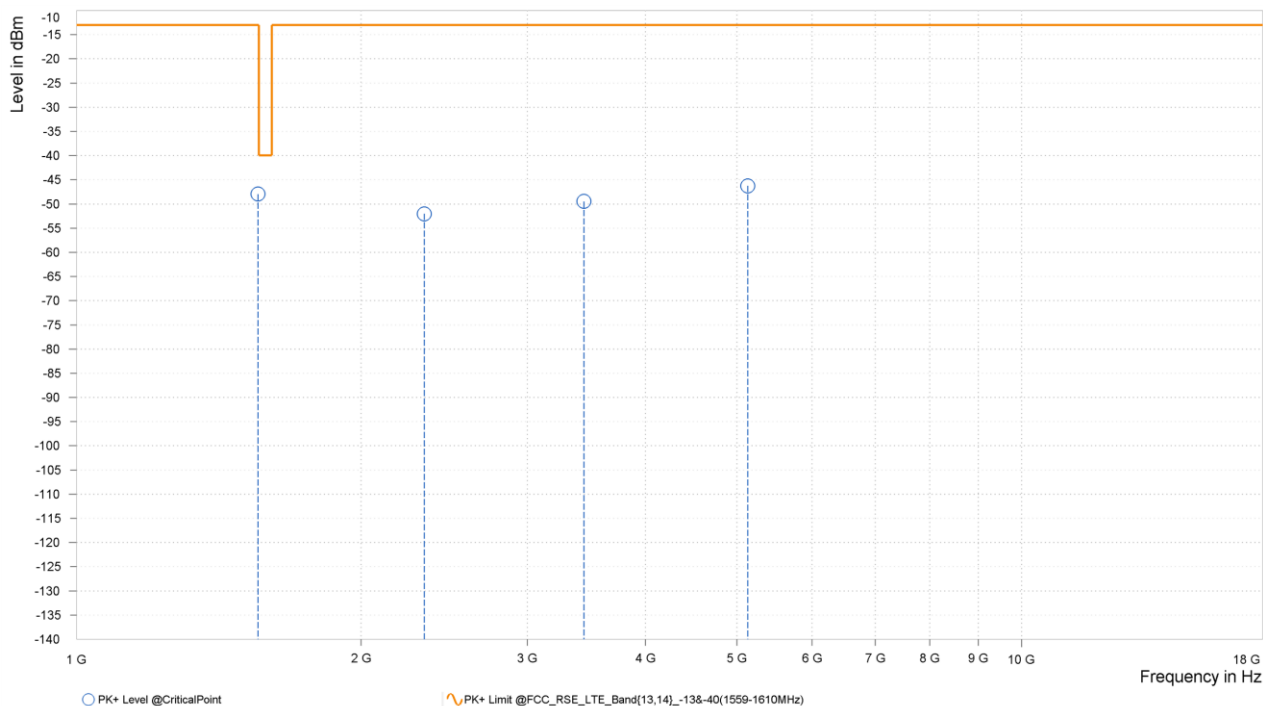




**Test Report No.: PSU-NQN2403180115RF06**

<b>MODE</b>	TX channel 23230	<b>FREQUENCY RANGE</b>	Above 1000MHz
<b>ENVIRONMENTAL CONDITIONS</b>	23deg. C, 70%RH	<b>INPUT POWER</b>	AC 120V/60HZ
<b>TESTED BY</b>	Jace Hu		
<b>ANTENNA POLARITY &amp; TEST DISTANCE: VERTICAL AT 3 M</b>			

Rg	Frequency [MHz]	PK+ Level [dBm]	PK+ Limit [dBm]	PK+ Margin [dB]	Correction [dB]	Polarization	Azimuth [deg]	Antenna Height [m]
2	1,555.000	-47.96	-13.00	34.96	23.02	V	53	1.00
3	2,332.500	-52.02	-13.00	39.02	19.17	V	1	1.00
4	3,422.000	-49.47	-13.00	36.47	21.08	V	39	2.00
4	5,133.000	-46.27	-13.00	33.27	23.40	V	359	2.00



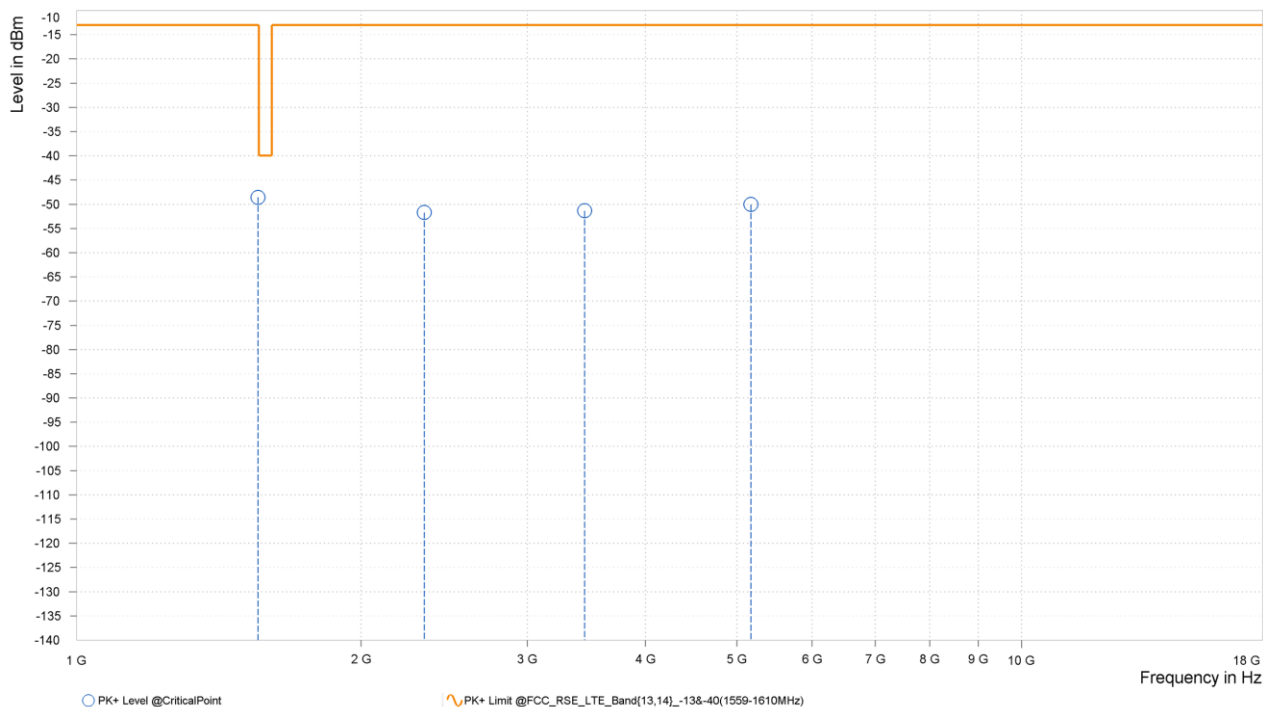


Test Report No.: PSU-NQN2403180115RF06

**CHANNEL BANDWIDTH: 20MHz + 10MHz**

<b>MODE</b>	TX channel 23230	<b>FREQUENCY RANGE</b>	Above 1000MHz
<b>ENVIRONMENTAL CONDITIONS</b>	23deg. C, 70%RH	<b>INPUT POWER</b>	AC 120V/60HZ
<b>TESTED BY</b>	Jace Hu		
<b>ANTENNA POLARITY &amp; TEST DISTANCE: HORIZONTAL AT 3 M</b>			

Rg	Frequency [MHz]	PK+ Level [dBm]	PK+ Limit [dBm]	PK+ Margin [dB]	Correction [dB]	Polarization	Azimuth [deg]	Antenna Height [m]
2	1,555.000	-48.56	-13.00	35.56	21.68	H	292.2	1.00
3	2,332.500	-51.72	-13.00	38.72	18.59	H	53.5	2.00
4	3,447.000	-51.36	-13.00	38.36	20.50	H	0.9	2.00
4	5,170.500	-50.05	-13.00	37.05	23.29	H	359	2.00



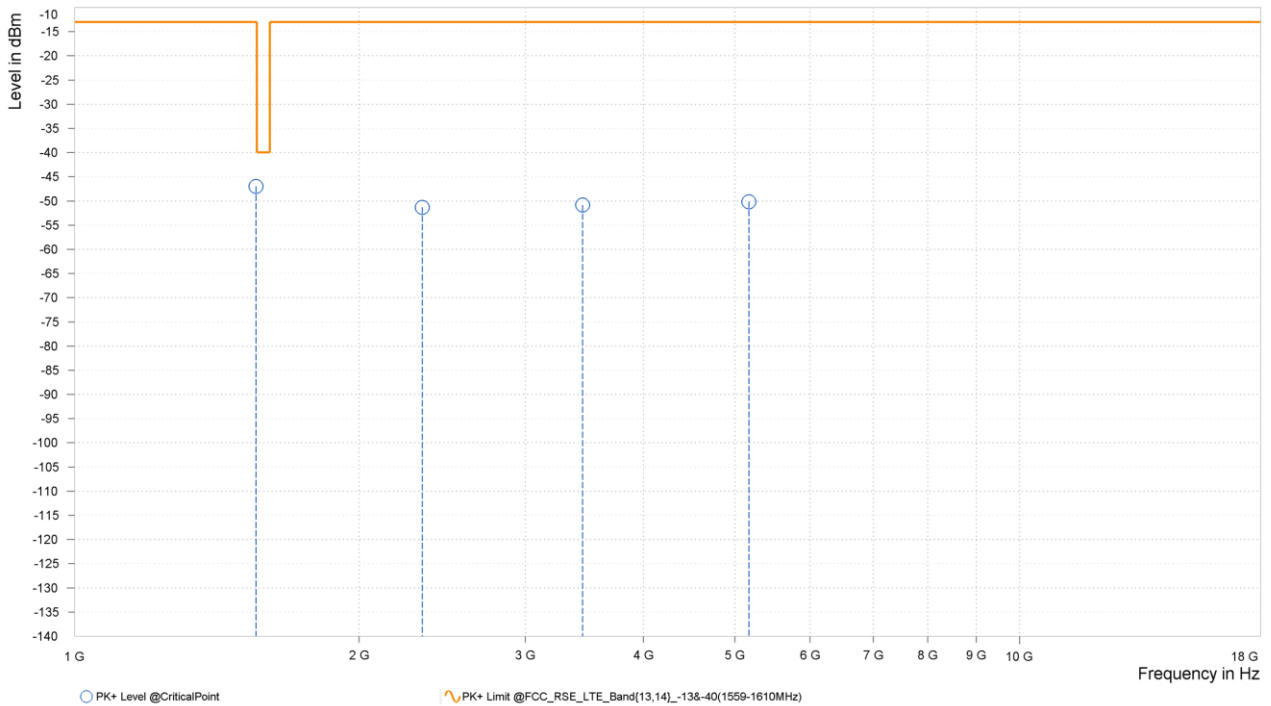




**Test Report No.: PSU-NQN2403180115RF06**

<b>MODE</b>	TX channel 23230	<b>FREQUENCY RANGE</b>	Above 1000MHz
<b>ENVIRONMENTAL CONDITIONS</b>	23deg. C, 70%RH	<b>INPUT POWER</b>	AC 120V/60HZ
<b>TESTED BY</b>	Jace Hu		
<b>ANTENNA POLARITY &amp; TEST DISTANCE: VERTICAL AT 3 M</b>			

Rg	Frequency [MHz]	PK+ Level [dBm]	PK+ Limit [dBm]	PK+ Margin [dB]	Correction [dB]	Polarization	Azimuth [deg]	Antenna Height [m]
2	1,555.000	-46.99	-13.00	33.99	23.02	V	65.4	2.00
3	2,332.500	-51.32	-13.00	38.32	19.17	V	359	2.00
4	3,447.000	-50.86	-13.00	37.86	21.07	V	359	1.00
4	5,170.500	-50.16	-13.00	37.16	23.66	V	39.1	2.00



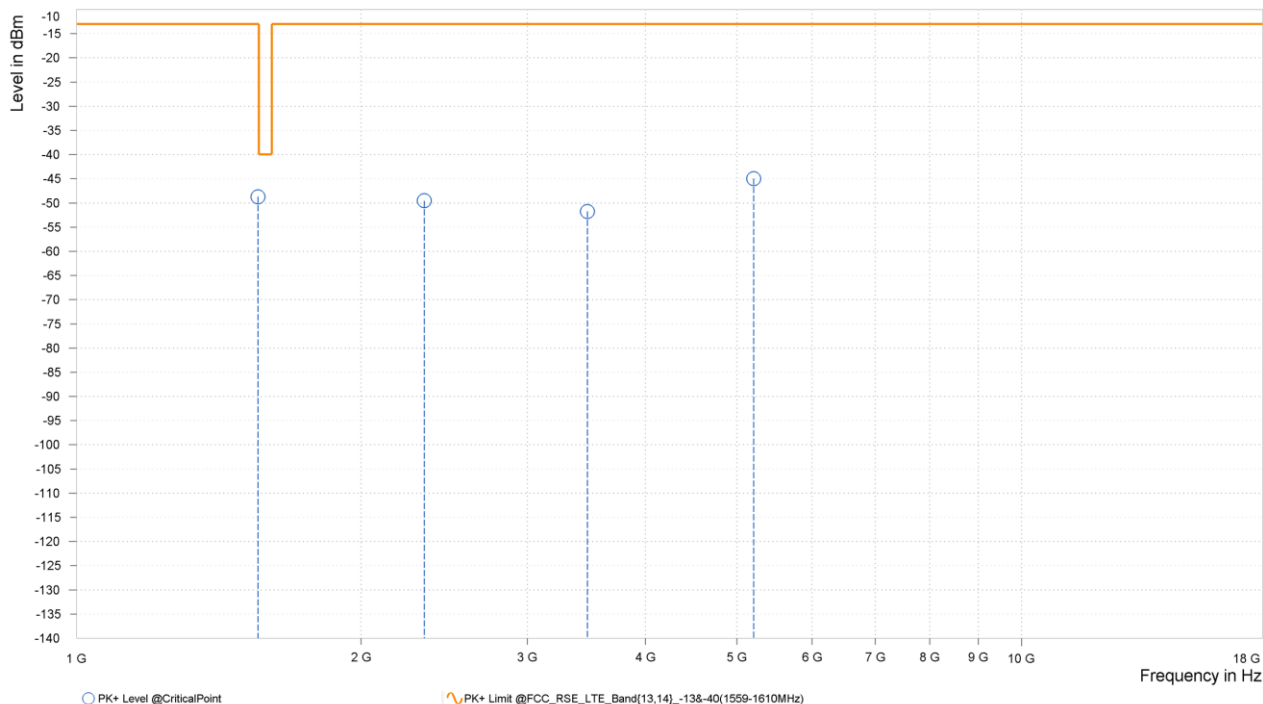


Test Report No.: PSU-NQN2403180115RF06

**CHANNEL BANDWIDTH: 20MHz + 10MHz**

<b>MODE</b>	TX channel 23230	<b>FREQUENCY RANGE</b>	Above 1000MHz
<b>ENVIRONMENTAL CONDITIONS</b>	23deg. C, 70%RH	<b>INPUT POWER</b>	AC 120V/60HZ
<b>TESTED BY</b>	Jace Hu		
<b>ANTENNA POLARITY &amp; TEST DISTANCE: HORIZONTAL AT 3 M</b>			

Rg	Frequency [MHz]	PK+ Level [dBm]	PK+ Limit [dBm]	PK+ Margin [dB]	Correction [dB]	Polarization	Azimuth [deg]	Antenna Height [m]
2	1,555.000	-48.71	-13.00	35.71	21.68	H	309.2	2.00
3	2,332.500	-49.55	-13.00	36.55	18.59	H	1	1.00
4	3,472.000	-51.75	-13.00	38.75	20.43	H	151.1	1.00
4	5,208.000	-44.97	-13.00	31.97	23.47	H	1	2.00

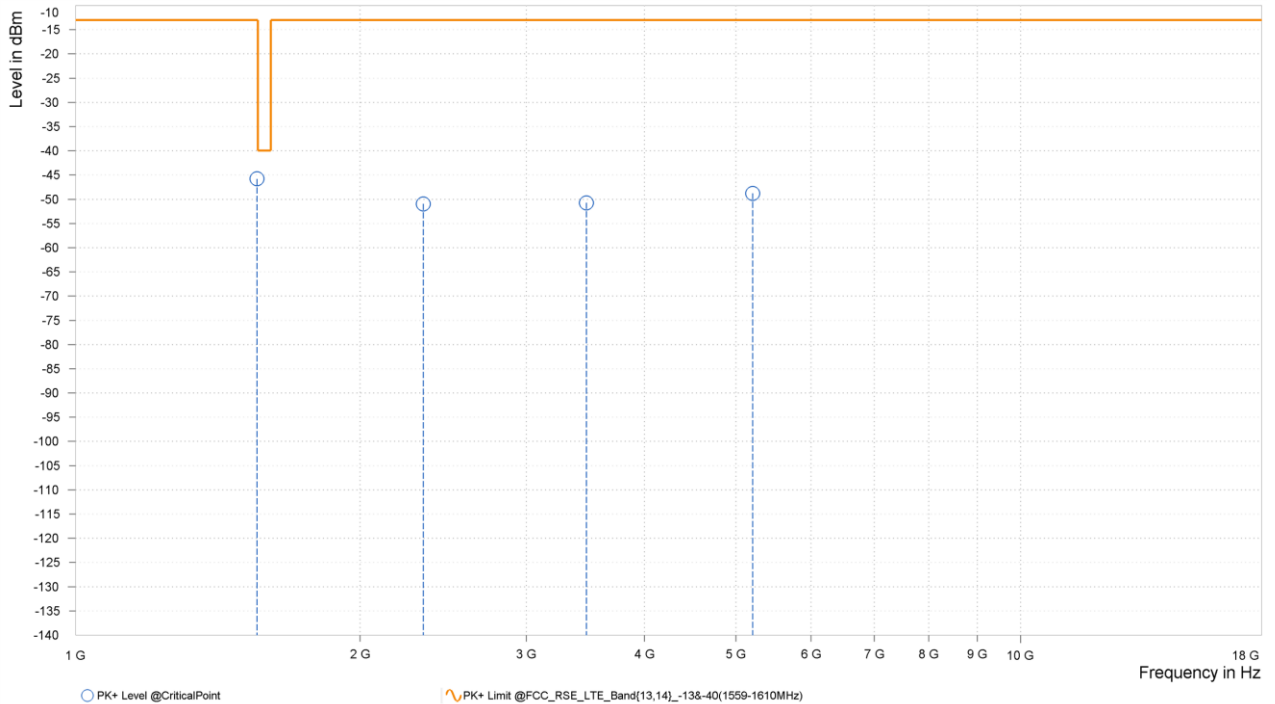




Test Report No.: PSU-NQN2403180115RF06

<b>MODE</b>	TX channel 23230	<b>FREQUENCY RANGE</b>	Above 1000MHz
<b>ENVIRONMENTAL CONDITIONS</b>	23deg. C, 70%RH	<b>INPUT POWER</b>	AC 120V/60HZ
<b>TESTED BY</b>	Jace Hu		
<b>ANTENNA POLARITY &amp; TEST DISTANCE: VERTICAL AT 3 M</b>			

Rg	Frequency [MHz]	PK+ Level [dBm]	PK+ Limit [dBm]	PK+ Margin [dB]	Correction [dB]	Polarization	Azimuth [deg]	Antenna Height [m]
2	1,555.000	-45.78	-13.00	32.78	23.02	V	1.4	2.00
3	2,332.500	-50.95	-13.00	37.95	19.17	V	1	1.00
4	3,472.000	-50.72	-13.00	37.72	21.15	V	152.3	1.00
4	5,208.000	-48.79	-13.00	35.79	24.07	V	39.1	2.00





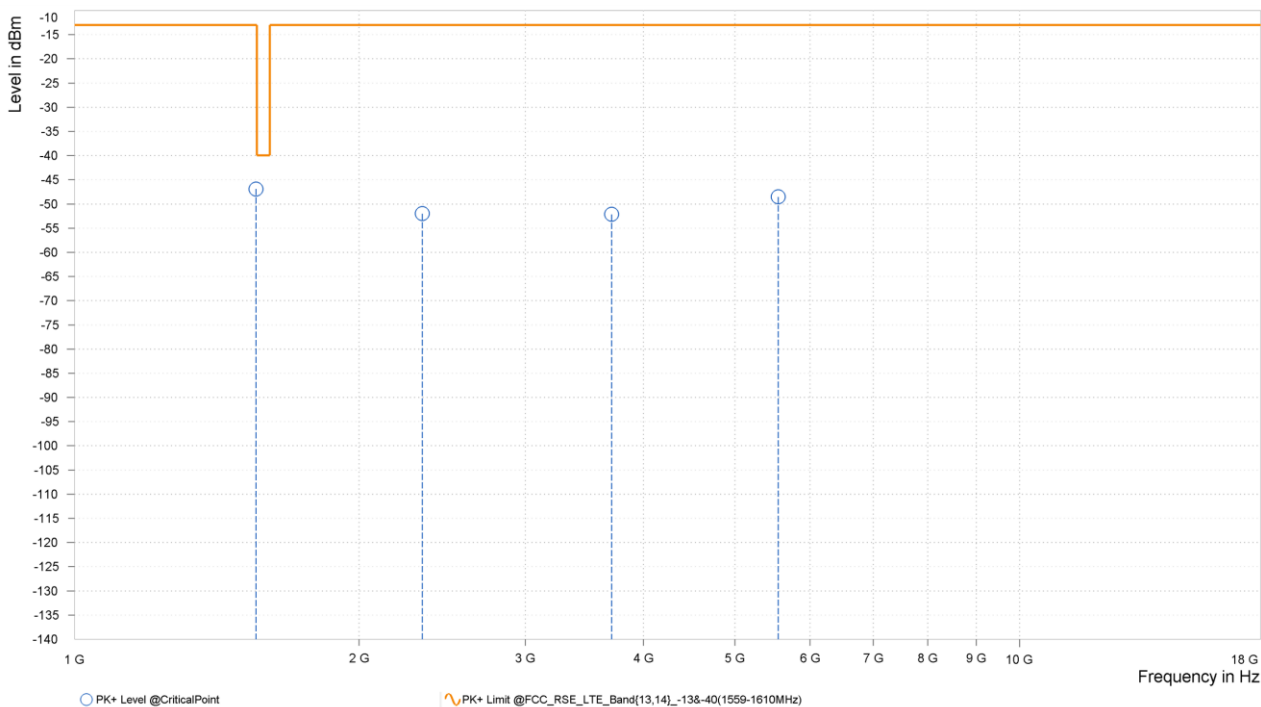
Test Report No.: PSU-NQN2403180115RF06

CA\_2A-13A--27

CHANNEL BANDWIDTH: 10MHz + 20MHz

MODE	TX channel 23230	FREQUENCY RANGE	Above 1000MHz
ENVIRONMENTAL CONDITIONS	23deg. C, 70%RH	INPUT POWER	AC 120V/60HZ
TESTED BY	Jace Hu		
ANTENNA POLARITY & TEST DISTANCE: HORIZONTAL AT 3 M			

Rg	Frequency [MHz]	PK+ Level [dBm]	PK+ Limit [dBm]	PK+ Margin [dB]	Correction [dB]	Polarization	Azimuth [deg]	Antenna Height [m]
2	1,555.000	-46.89	-13.00	33.89	21.68	H	60.3	1.00
3	2,332.500	-52.01	-13.00	39.01	18.59	H	353.8	1.00
4	3,702.000	-52.15	-13.00	39.15	20.97	H	357.5	1.00
4	5,553.000	-48.55	-13.00	35.55	23.75	H	357.5	1.00

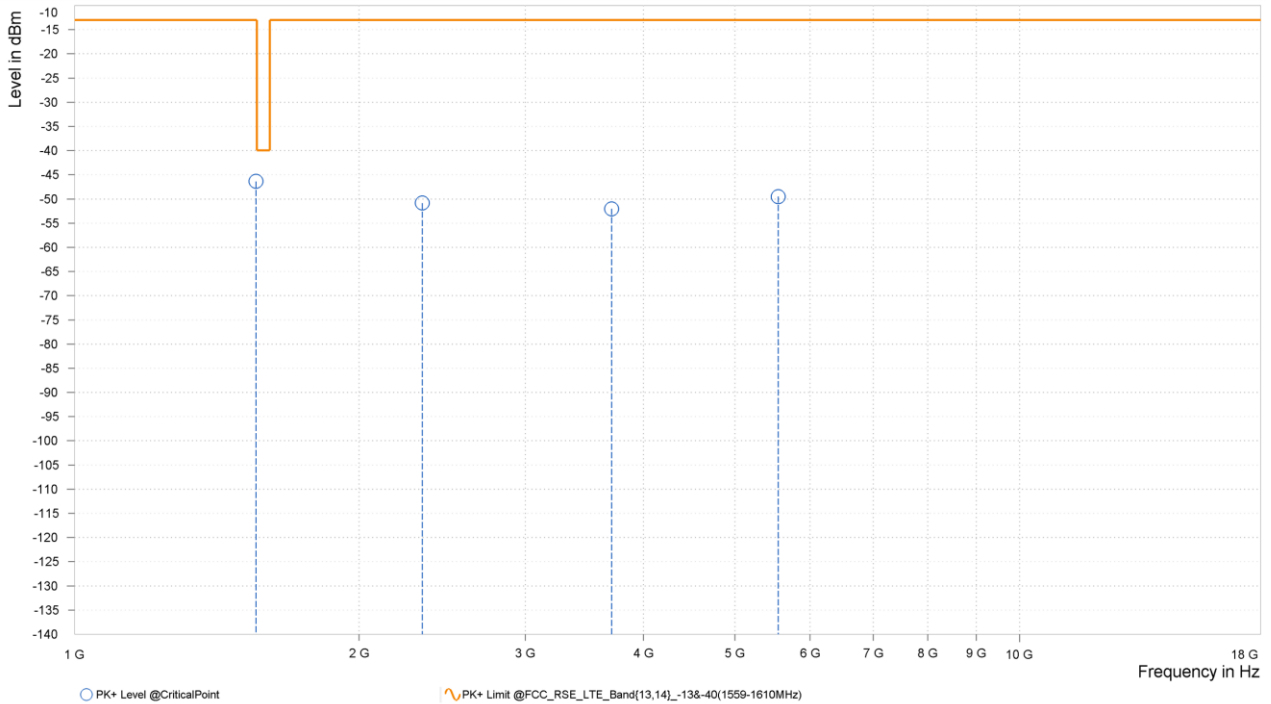




**Test Report No.: PSU-NQN2403180115RF06**

<b>MODE</b>	TX channel 23230	<b>FREQUENCY RANGE</b>	Above 1000MHz
<b>ENVIRONMENTAL CONDITIONS</b>	23deg. C, 70%RH	<b>INPUT POWER</b>	AC 120V/60HZ
<b>TESTED BY</b>	Jace Hu		
<b>ANTENNA POLARITY &amp; TEST DISTANCE: VERTICAL AT 3 M</b>			

Rg	Frequency [MHz]	PK+ Level [dBm]	PK+ Limit [dBm]	PK+ Margin [dB]	Correction [dB]	Polarization	Azimuth [deg]	Antenna Height [m]
2	1,555.000	-46.38	-13.00	33.38	23.02	V	282.6	1.00
3	2,332.500	-50.85	-13.00	37.85	19.17	V	359	2.00
4	3,702.000	-52.03	-13.00	39.03	21.56	V	359	1.00
4	5,553.000	-49.53	-13.00	36.53	24.45	V	359	1.00



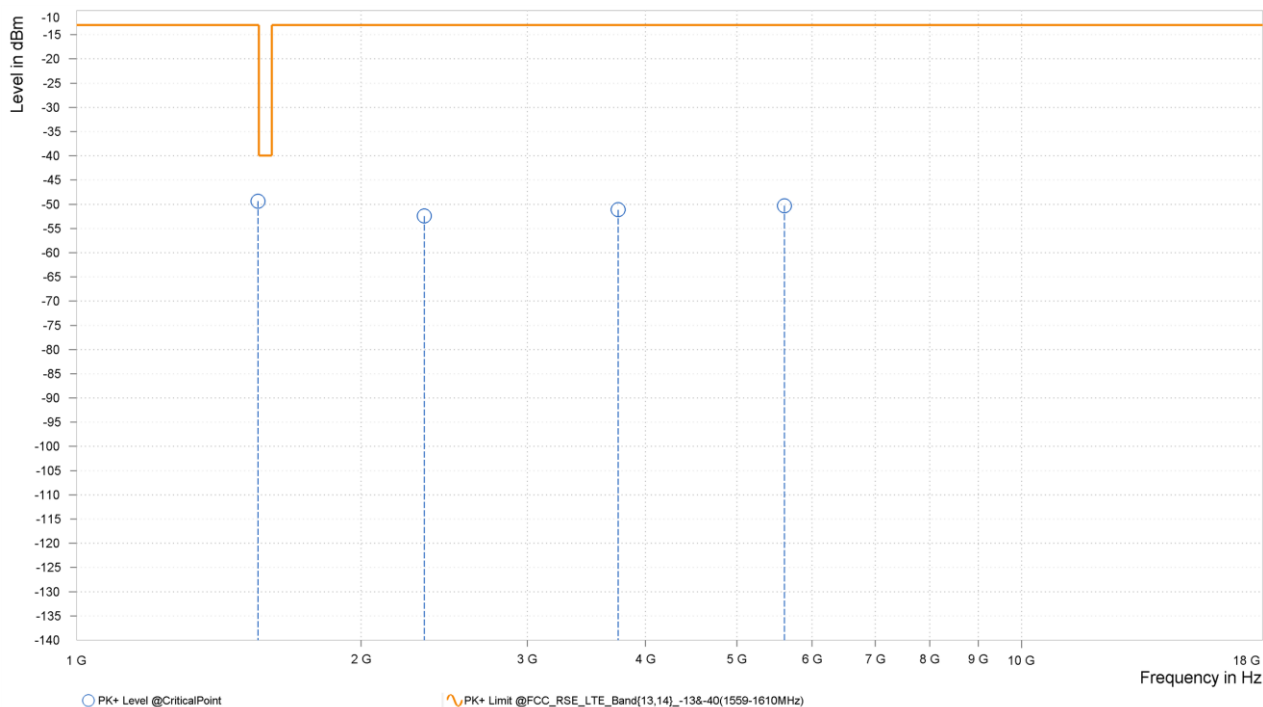


Test Report No.: PSU-NQN2403180115RF06

CHANNEL BANDWIDTH: 10MHz + 20MHz

MODE	TX channel 23230	FREQUENCY RANGE	Above 1000MHz
ENVIRONMENTAL CONDITIONS	23deg. C, 70%RH	INPUT POWER	AC 120V/60HZ
TESTED BY	Jace Hu		
<b>ANTENNA POLARITY &amp; TEST DISTANCE: HORIZONTAL AT 3 M</b>			

Rg	Frequency [MHz]	PK+ Level [dBm]	PK+ Limit [dBm]	PK+ Margin [dB]	Correction [dB]	Polarization	Azimuth [deg]	Antenna Height [m]
2	1,555.000	-49.38	-13.00	36.38	21.68	H	1	1.00
3	2,332.500	-52.45	-13.00	39.45	18.59	H	319.6	1.00
4	3,742.000	-51.13	-13.00	38.13	20.95	H	332.7	1.00
4	5,613.000	-50.29	-13.00	37.29	23.99	H	160.6	1.00

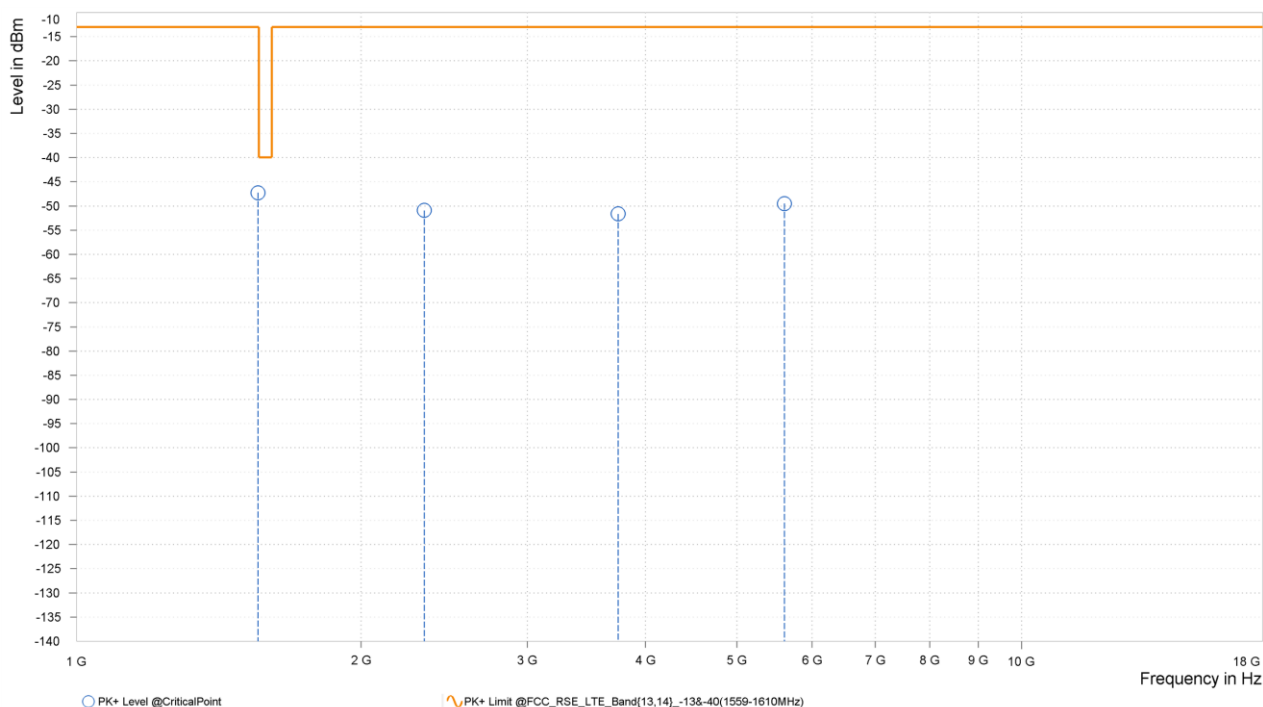




**Test Report No.: PSU-NQN2403180115RF06**

<b>MODE</b>	TX channel 23230	<b>FREQUENCY RANGE</b>	Above 1000MHz
<b>ENVIRONMENTAL CONDITIONS</b>	23deg. C, 70%RH	<b>INPUT POWER</b>	AC 120V/60HZ
<b>TESTED BY</b>	Jace Hu		
<b>ANTENNA POLARITY &amp; TEST DISTANCE: VERTICAL AT 3 M</b>			

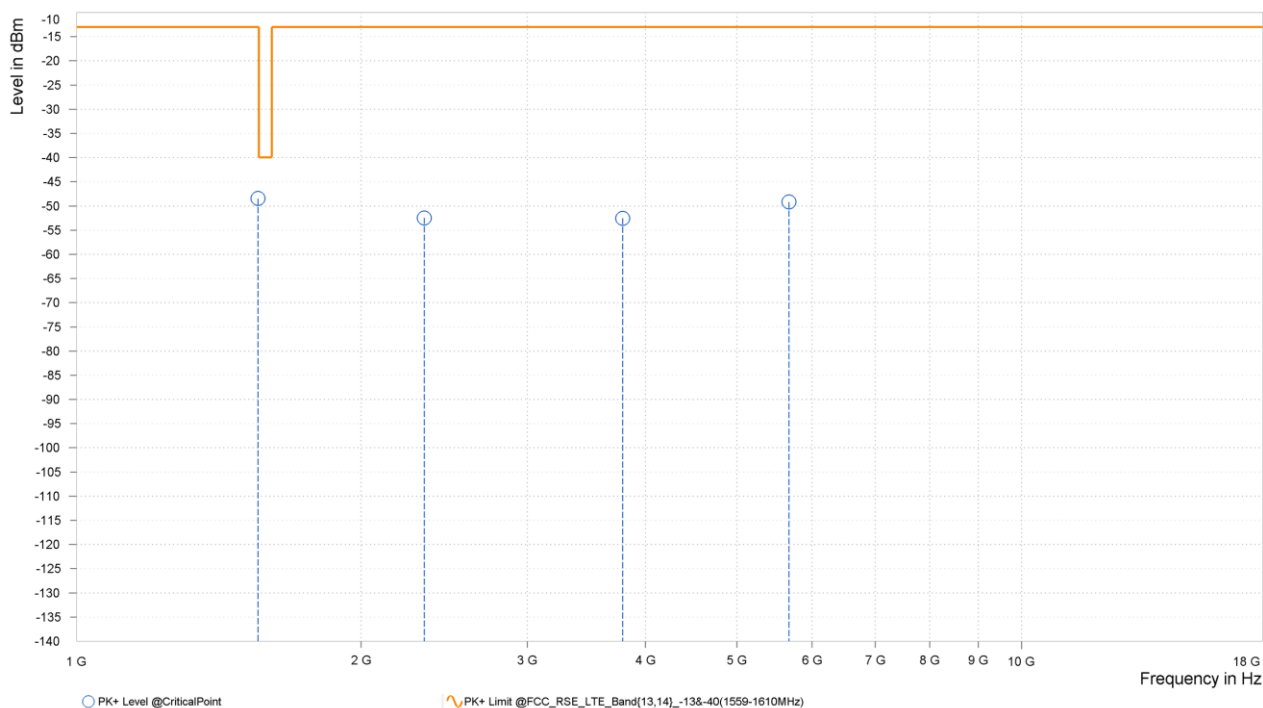
Rg	Frequency [MHz]	PK+ Level [dBm]	PK+ Limit [dBm]	PK+ Margin [dB]	Correction [dB]	Polarization	Azimuth [deg]	Antenna Height [m]
2	1,555.000	-47.28	-13.00	34.28	23.02	V	349.4	1.00
3	2,332.500	-50.93	-13.00	37.93	19.17	V	359.1	1.00
4	3,742.000	-51.65	-13.00	38.65	21.60	V	359.1	1.00
4	5,613.000	-49.53	-13.00	36.53	24.43	V	359.1	1.00



**CHANNEL BANDWIDTH: 10MHz + 20MHz**

<b>MODE</b>	TX channel 23230	<b>FREQUENCY RANGE</b>	Above 1000MHz
<b>ENVIRONMENTAL CONDITIONS</b>	23deg. C, 70%RH	<b>INPUT POWER</b>	AC 120V/60HZ
<b>TESTED BY</b>	Jace Hu		
<b>ANTENNA POLARITY &amp; TEST DISTANCE: HORIZONTAL AT 3 M</b>			

Rg	Frequency [MHz]	PK+ Level [dBm]	PK+ Limit [dBm]	PK+ Margin [dB]	Correction [dB]	Polarization	Azimuth [deg]	Antenna Height [m]
2	1,555.000	-48.46	-13.00	35.46	21.68	H	279.4	2.00
3	2,332.500	-52.48	-13.00	39.48	18.59	H	0.9	2.00
4	3,782.000	-52.54	-13.00	39.54	21.58	H	359.1	1.00
4	5,673.000	-49.20	-13.00	36.20	24.20	H	0.9	2.00



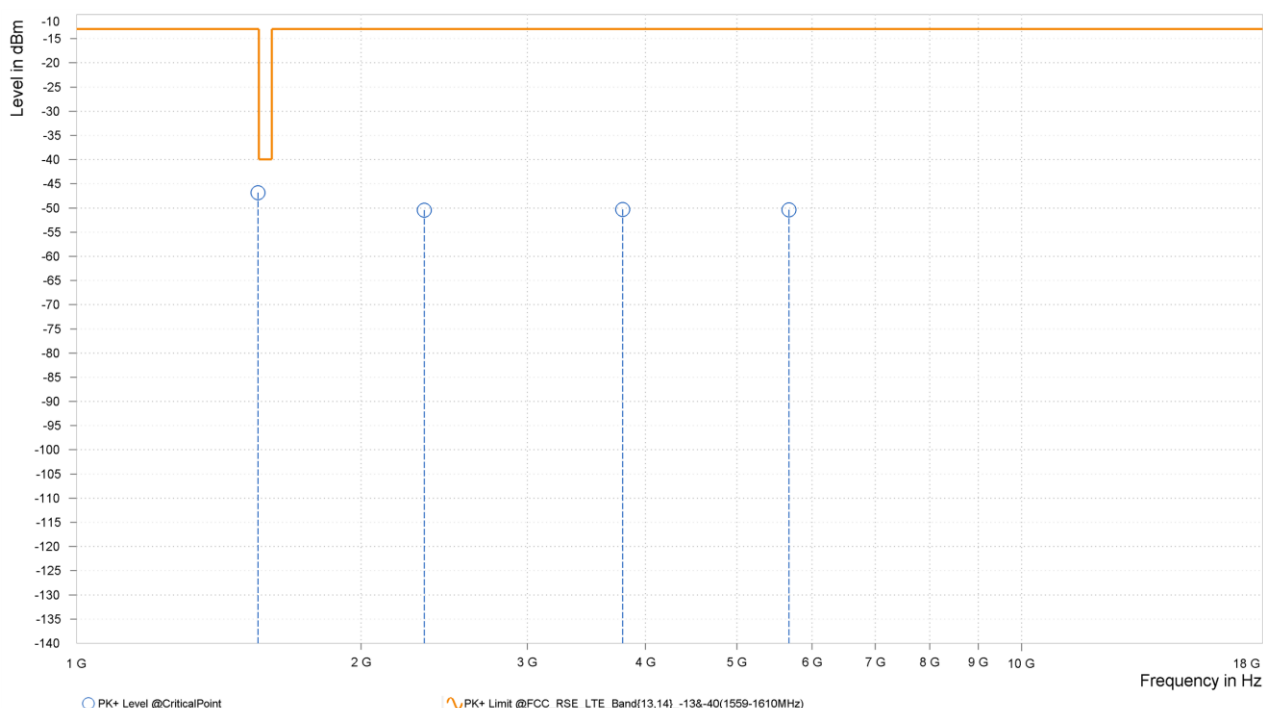




**Test Report No.: PSU-NQN2403180115RF06**

<b>MODE</b>	TX channel 23230	<b>FREQUENCY RANGE</b>	Above 1000MHz
<b>ENVIRONMENTAL CONDITIONS</b>	23deg. C, 70%RH	<b>INPUT POWER</b>	AC 120V/60HZ
<b>TESTED BY</b>	Jace Hu		
<b>ANTENNA POLARITY &amp; TEST DISTANCE: VERTICAL AT 3 M</b>			

Rg	Frequency [MHz]	PK+ Level [dBm]	PK+ Limit [dBm]	PK+ Margin [dB]	Correction [dB]	Polarization	Azimuth [deg]	Antenna Height [m]
2	1,555.000	-46.82	-13.00	33.82	23.02	V	359	2.00
3	2,332.500	-50.45	-13.00	37.45	19.17	V	27.2	2.00
4	3,782.000	-50.30	-13.00	37.30	21.78	V	195.8	2.00
4	5,673.000	-50.38	-13.00	37.38	24.60	V	1	1.00





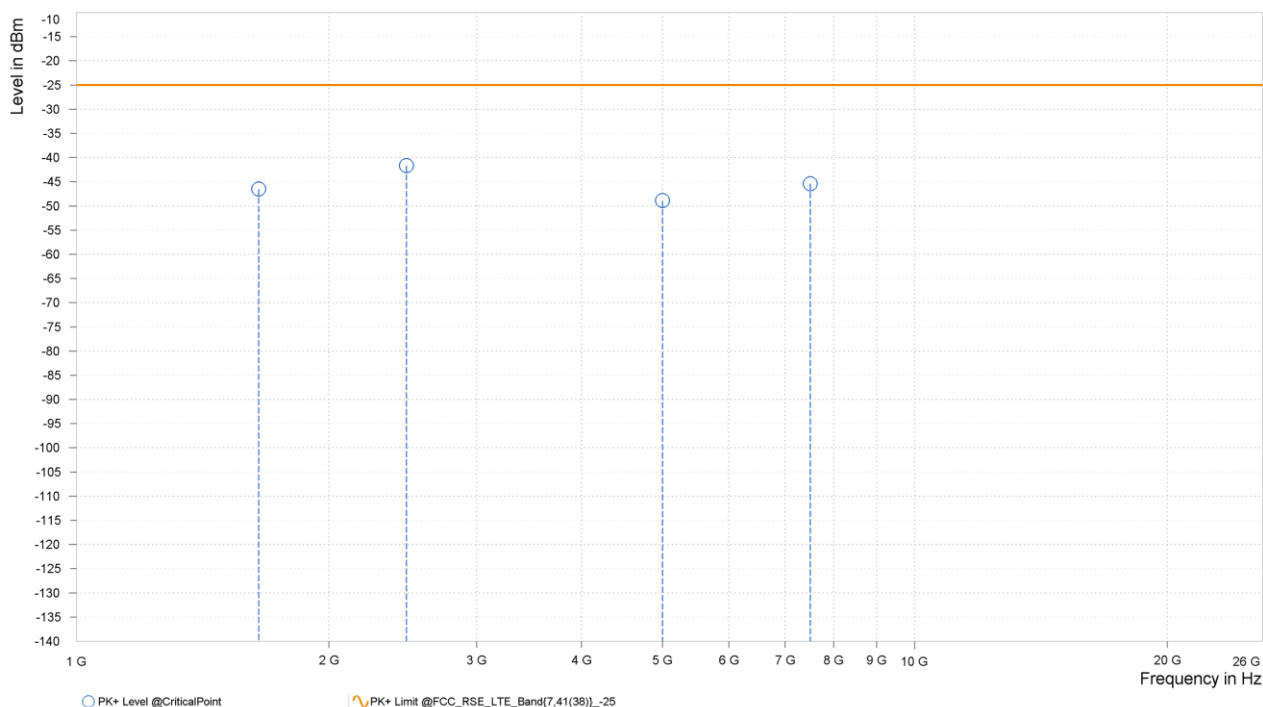
Test Report No.: PSU-NQN2403180115RF06

CA\_5A-7A--27

CHANNEL BANDWIDTH: 10MHz + 20MHz

MODE	TX channel 21100	FREQUENCY RANGE	Above 1000MHz
ENVIRONMENTAL CONDITIONS	23deg. C, 70%RH	INPUT POWER	AC 120V/60HZ
TESTED BY	Jace Hu		
ANTENNA POLARITY & TEST DISTANCE: HORIZONTAL AT 3 M			

Rg	Frequency [MHz]	PK+ Level [dBm]	PK+ Limit [dBm]	PK+ Margin [dB]	Correction [dB]	Polarization	Azimuth [deg]	Antenna Height [m]
2	1,649.000	-46.51	-25.00	21.51	23.75	H	1.9	2.00
3	2,473.500	-41.68	-25.00	16.68	28.05	H	359	2.00
4	5,002.000	-48.88	-25.00	23.88	23.41	H	206.6	2.00
5	7,503.000	-45.39	-25.00	20.39	27.03	H	1	1.00

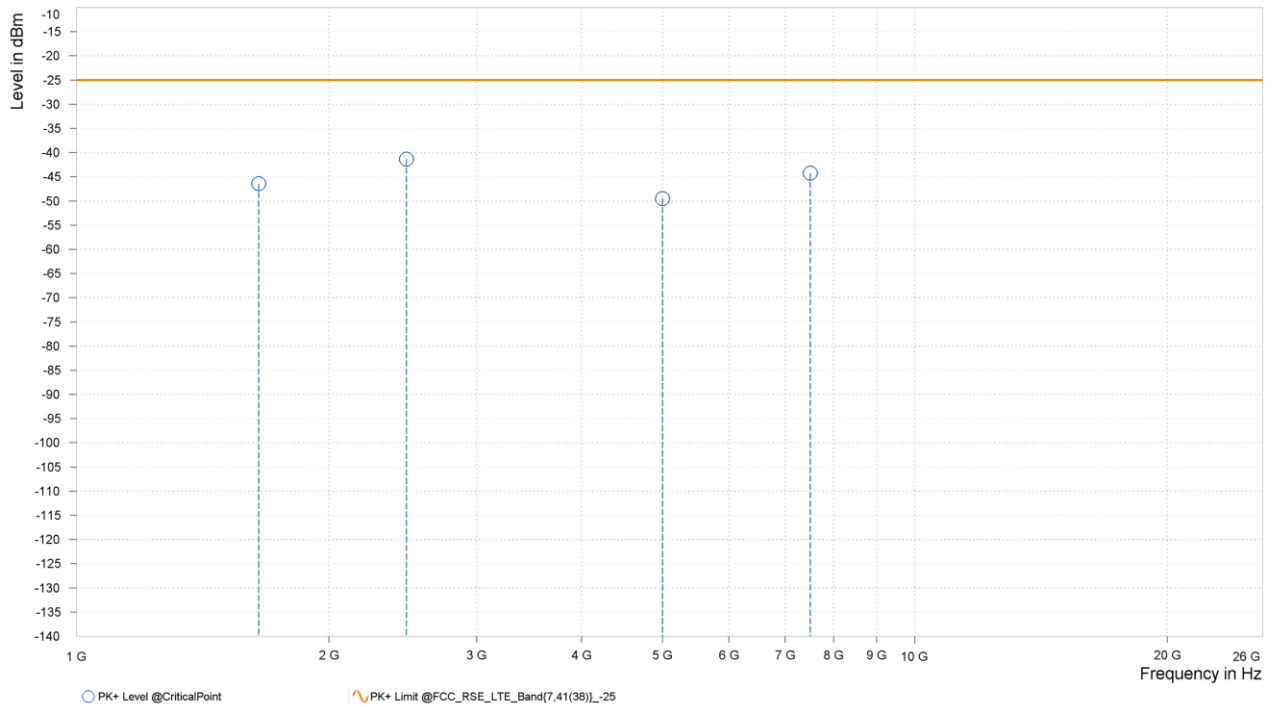




**Test Report No.: PSU-NQN2403180115RF06**

<b>MODE</b>	TX channel 21100	<b>FREQUENCY RANGE</b>	Above 1000MHz
<b>ENVIRONMENTAL CONDITIONS</b>	23deg. C, 70%RH	<b>INPUT POWER</b>	AC 120V/60HZ
<b>TESTED BY</b>	Jace Hu		
<b>ANTENNA POLARITY &amp; TEST DISTANCE: VERTICAL AT 3 M</b>			

Rg	Frequency [MHz]	PK+ Level [dBm]	PK+ Limit [dBm]	PK+ Margin [dB]	Correction [dB]	Polarization	Azimuth [deg]	Antenna Height [m]
2	1,649.000	-46.45	-25.00	21.45	23.30	V	1	1.00
3	2,473.500	-41.35	-25.00	16.35	28.30	V	256.7	2.00
4	5,002.000	-49.52	-25.00	24.52	23.62	V	1	2.00
5	7,503.000	-44.27	-25.00	19.27	27.00	V	144.4	2.00



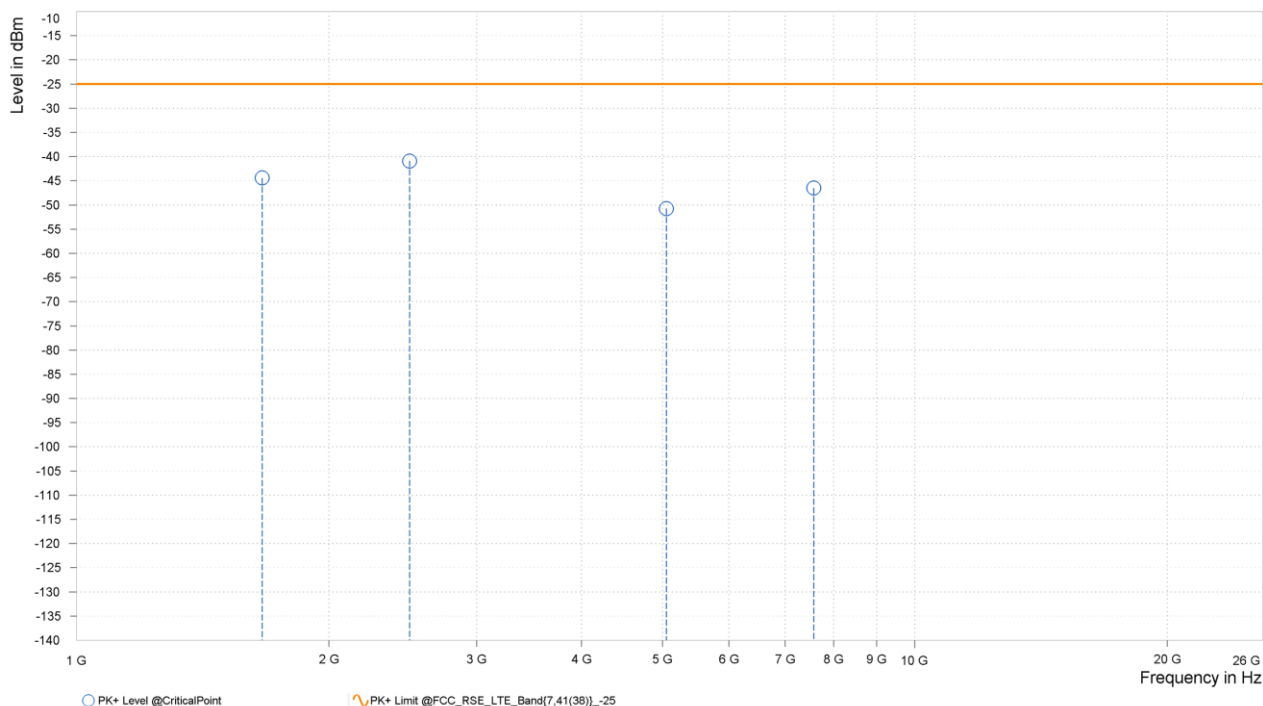


Test Report No.: PSU-NQN2403180115RF06

**CHANNEL BANDWIDTH: 10MHz + 20MHz**

<b>MODE</b>	TX channel 21100	<b>FREQUENCY RANGE</b>	Above 1000MHz
<b>ENVIRONMENTAL CONDITIONS</b>	23deg. C, 70%RH	<b>INPUT POWER</b>	AC 120V/60HZ
<b>TESTED BY</b>	Jace Hu		
<b>ANTENNA POLARITY &amp; TEST DISTANCE: HORIZONTAL AT 3 M</b>			

Rg	Frequency [MHz]	PK+ Level [dBm]	PK+ Limit [dBm]	PK+ Margin [dB]	Correction [dB]	Polarization	Azimuth [deg]	Antenna Height [m]
2	1,664.000	-44.40	-25.00	19.40	24.37	H	1.1	2.00
3	2,496.000	-40.92	-25.00	15.92	28.50	H	358.9	1.00
4	5,052.000	-50.76	-25.00	25.76	23.57	H	359	1.00
5	7,578.000	-46.51	-25.00	21.51	26.95	H	15.4	2.00

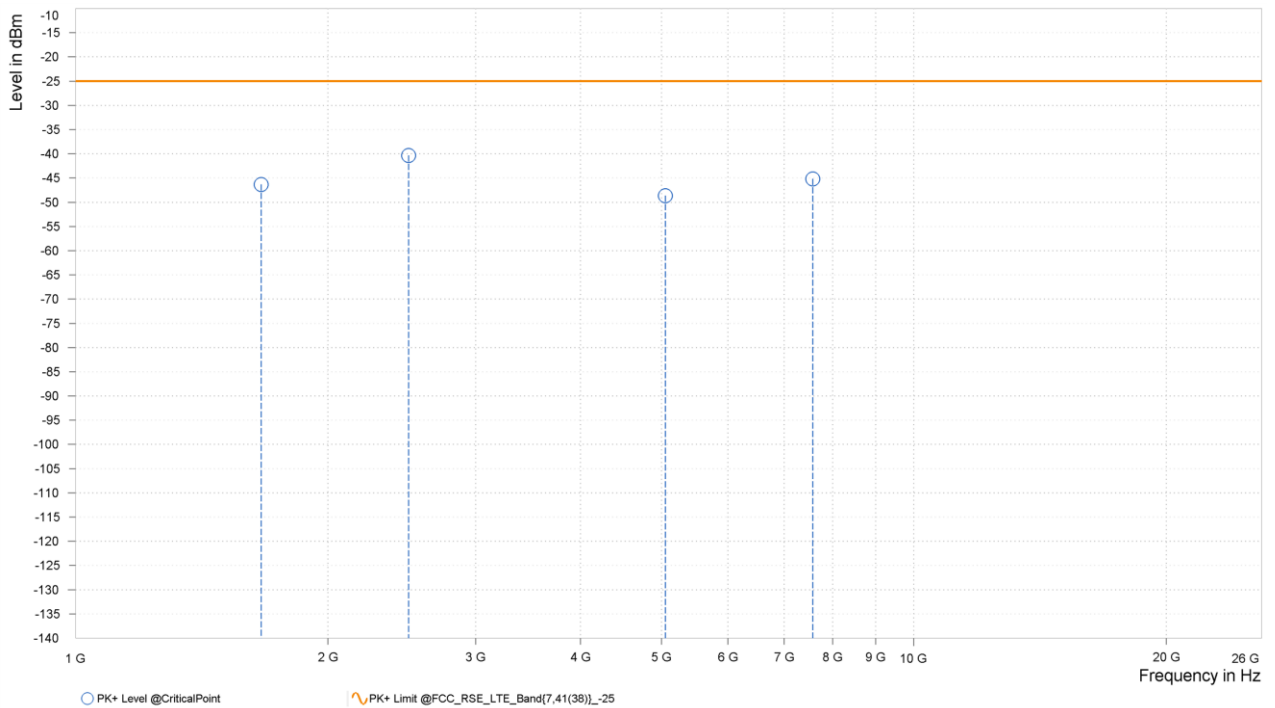




**Test Report No.: PSU-NQN2403180115RF06**

<b>MODE</b>	TX channel 21100	<b>FREQUENCY RANGE</b>	Above 1000MHz
<b>ENVIRONMENTAL CONDITIONS</b>	23deg. C, 70%RH	<b>INPUT POWER</b>	AC 120V/60HZ
<b>TESTED BY</b>	Jace Hu		
<b>ANTENNA POLARITY &amp; TEST DISTANCE: VERTICAL AT 3 M</b>			

Rg	Frequency [MHz]	PK+ Level [dBm]	PK+ Limit [dBm]	PK+ Margin [dB]	Correction [dB]	Polarization	Azimuth [deg]	Antenna Height [m]
2	1,664.000	-46.33	-25.00	21.33	23.25	V	51.8	1.00
3	2,496.000	-40.32	-25.00	15.32	28.78	V	1	1.00
4	5,052.000	-48.65	-25.00	23.65	23.98	V	316	1.00
5	7,578.000	-45.19	-25.00	20.19	26.74	V	1	1.00



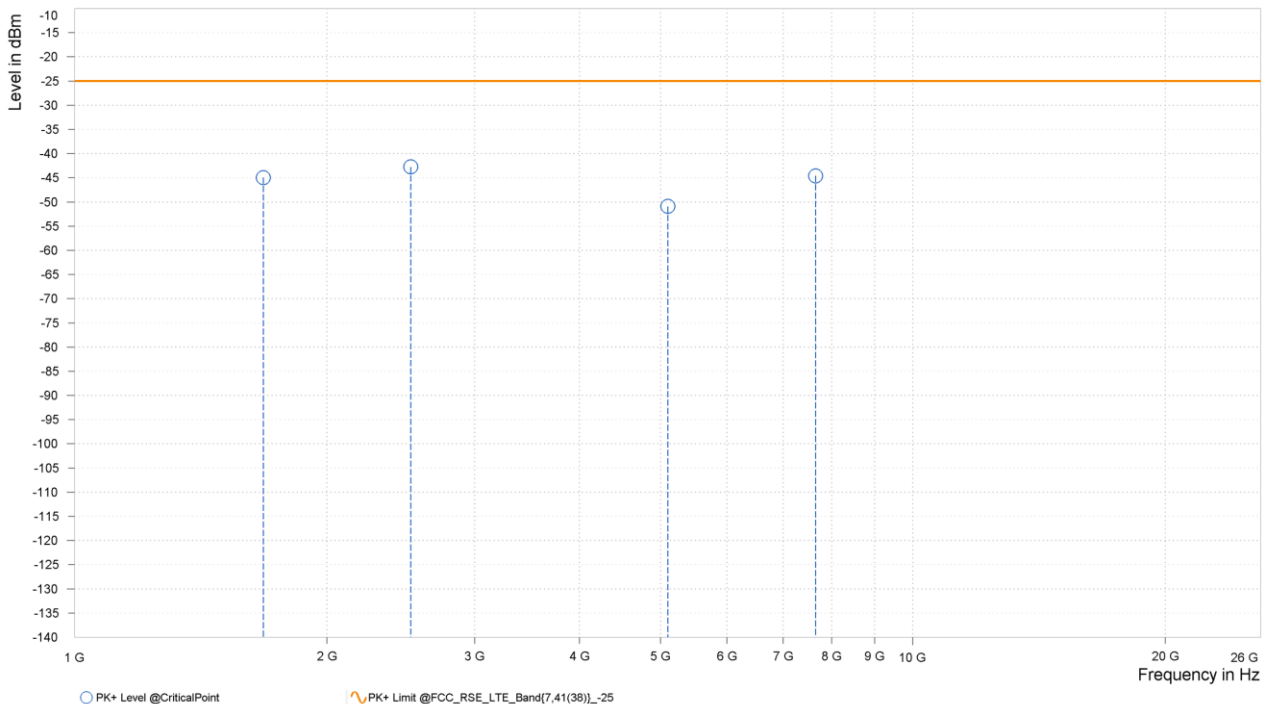


Test Report No.: PSU-NQN2403180115RF06

**CHANNEL BANDWIDTH: 10MHz + 20MHz**

<b>MODE</b>	TX channel 21100	<b>FREQUENCY RANGE</b>	Above 1000MHz
<b>ENVIRONMENTAL CONDITIONS</b>	23deg. C, 70%RH	<b>INPUT POWER</b>	AC 120V/60HZ
<b>TESTED BY</b>	Jace Hu		
<b>ANTENNA POLARITY &amp; TEST DISTANCE: HORIZONTAL AT 3 M</b>			

Rg	Frequency [MHz]	PK+ Level [dBm]	PK+ Limit [dBm]	PK+ Margin [dB]	Correction [dB]	Polarization	Azimuth [deg]	Antenna Height [m]
2	1,679.000	-44.97	-25.00	19.97	24.60	H	306.9	2.00
3	2,518.500	-42.76	-25.00	17.76	28.02	H	49.9	2.00
4	5,102.000	-50.93	-25.00	25.93	22.91	H	1	1.00
5	7,653.000	-44.59	-25.00	19.59	26.99	H	1	2.00

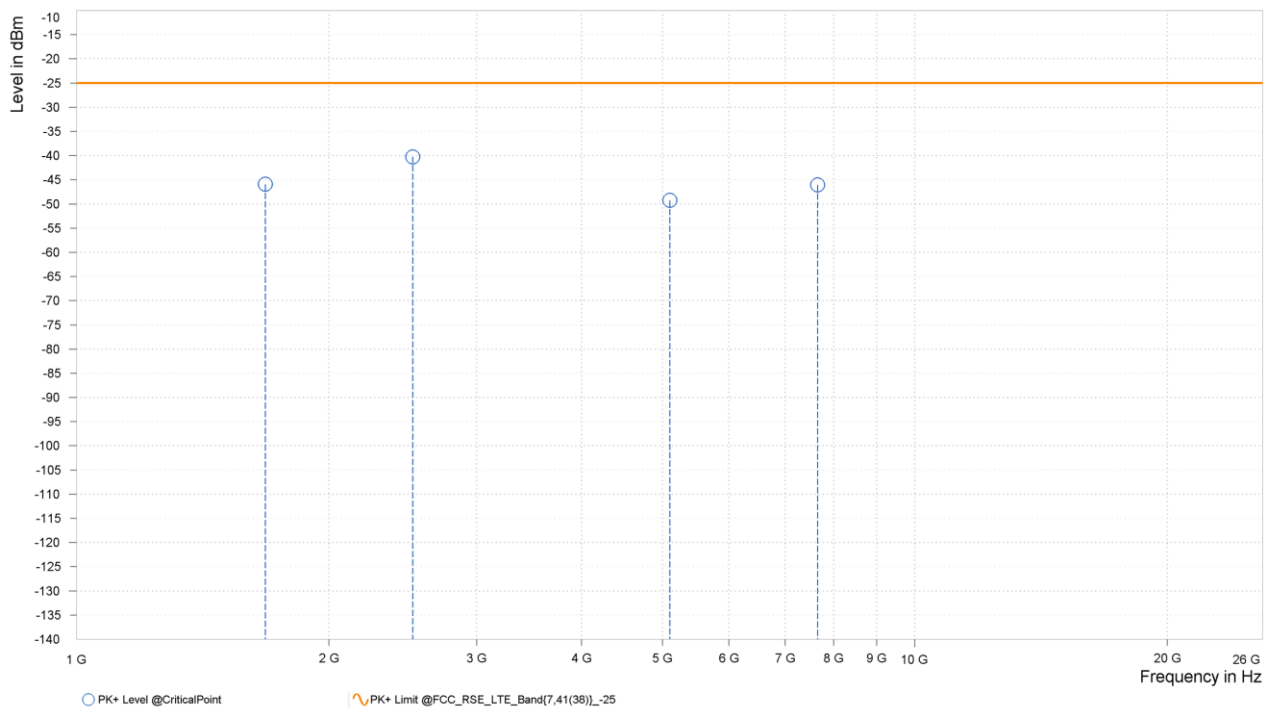




Test Report No.: PSU-NQN2403180115RF06

<b>MODE</b>	TX channel 21100	<b>FREQUENCY RANGE</b>	Above 1000MHz
<b>ENVIRONMENTAL CONDITIONS</b>	23deg. C, 70%RH	<b>INPUT POWER</b>	AC 120V/60HZ
<b>TESTED BY</b>	Jace Hu		
<b>ANTENNA POLARITY &amp; TEST DISTANCE: VERTICAL AT 3 M</b>			

Rg	Frequency [MHz]	PK+ Level [dBm]	PK+ Limit [dBm]	PK+ Margin [dB]	Correction [dB]	Polarization	Azimuth [deg]	Antenna Height [m]
2	1,679.000	-45.93	-25.00	20.93	23.51	V	63.1	2.00
3	2,518.500	-40.27	-25.00	15.27	28.87	V	312.5	1.00
4	5,102.000	-49.27	-25.00	24.27	23.43	V	1	1.00
5	7,653.000	-46.07	-25.00	21.07	26.84	V	22.6	2.00

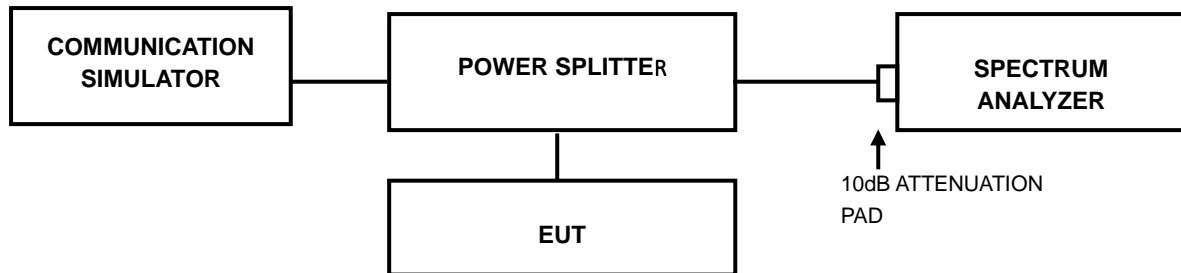


### 3.7 PEAK TO AVERAGE RATIO

#### 3.7.1 LIMITS OF PEAK TO AVERAGE RATIO MEASUREMENT

In measuring transmissions in this band using an average power technique, the peak to-average ratio (PAR) of the transmission may not exceed 13 dB

#### 3.7.2 TEST SETUP



#### 3.7.3 TEST PROCEDURES

1. Set resolution/measurement bandwidth  $\geq$  signal's occupied bandwidth;
2. Set the number of counts to a value that stabilizes the measured CCDF curve;
3. Record the maximum PAPR level associated with a probability of 0.1%.





Test Report No.: PSU-NQN2403180115RF06

### 3.7.4 TEST RESULTS

Please Refer to Appendix G Of this test report.



Test Report No.: PSU-NQN2403180115RF06

## 4 INFORMATION ON THE TESTING LABORATORIES

We, BV 7LAYERS COMMUNICATIONS TECHNOLOGY (SHENZHEN) CO. LTD., were founded in 2015 to provide our best service in EMC, Radio, Telecom and Safety consultation. Our laboratories are accredited and approved according to ISO/IEC 17025.

If you have any comments, please feel free to contact us at the following:

**Shenzhen EMC/RF Lab:**

Tel: +86-755-88696566

Fax: +86-755-88696577

**Email:** [customerservice.sw@cn.bureauveritas.com](mailto:customerservice.sw@cn.bureauveritas.com)

**Web Site:** [www.adt.com.tw](http://www.adt.com.tw)

The address and road map of all our labs can be found in our web site also.



Test Report No.: PSU-NQN2403180115RF06

## 5 MODIFICATIONS RECORDERS FOR ENGINEERING CHANGES TO THE EUT BY THE LAB

No any modifications are made to the EUT by the lab during the test.

--END--