

Measurement Protocol

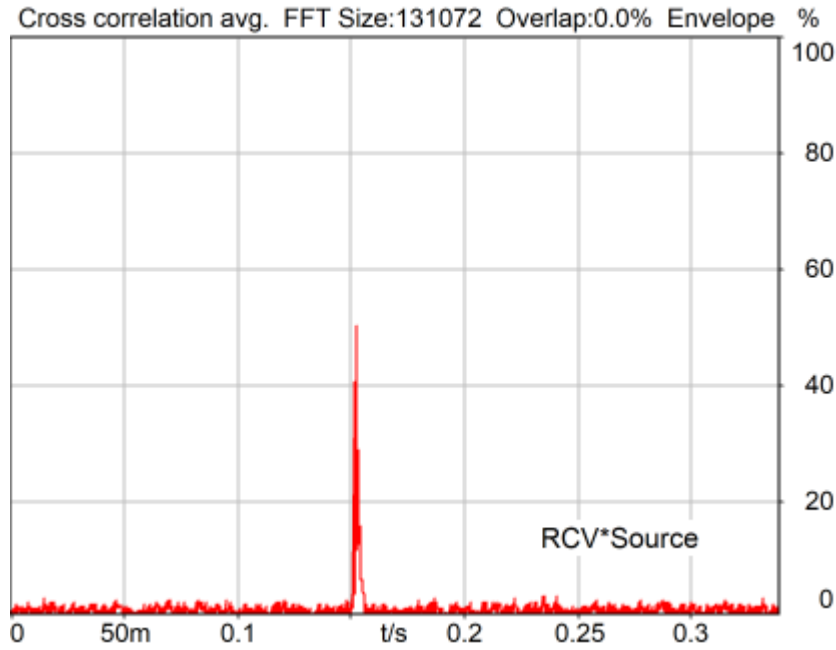
Measurement Object	FR1 n5_20_DFT-s-OFDM_EVS NB 24.4kbps_CH167300
Description	HMD_TA_1600#Tomcat

Project	TIA-5050 (2018-01)
Report Generation Date	2024/5/22 12:58
Responsible Person	audio

Overall Receive Delay NB, Index: 1	3
5.1a Receive Volume Control Performance 8N NB, Index: 1	3
5.1b Receive Volume Control Performance 2N NB, Index: 1	4
5.2 RCV Distortion and Noise - 400 Hz NB, Index: 1	5
5.2 RCV Distortion and Noise - 500 Hz NB, Index: 1	6
5.2 RCV Distortion and Noise - 630 Hz NB, Index: 1	7
5.2 RCV Distortion and Noise - 800 Hz NB, Index: 1	7
5.2 RCV Distortion and Noise - 1000 Hz NB, Index: 1	8
5.2 RCV Distortion and Noise - 1250 Hz NB, Index: 1	9
5.2 RCV Distortion and Noise - 1600 Hz NB, Index: 1	9
5.2 RCV Distortion and Noise - 2000 Hz NB, Index: 1	10
5.2 RCV Distortion and Noise - 2500 Hz NB, Index: 1	11
5.2 RCV Distortion and Noise - 3150 Hz NB, Index: 1	11
Report - Receive Distortion and Noise (Conversational Gain), Index: 1	12
5.2 RCV Distortion and Noise - 400 Hz NB, Index: 1	13
5.2 RCV Distortion and Noise - 500 Hz NB, Index: 1	13
5.2 RCV Distortion and Noise - 630 Hz NB, Index: 1	14
5.2 RCV Distortion and Noise - 800 Hz NB, Index: 1	15
5.2 RCV Distortion and Noise - 1000 Hz NB, Index: 1	15
5.2 RCV Distortion and Noise - 1250 Hz NB, Index: 1	16
5.2 RCV Distortion and Noise - 1600 Hz NB, Index: 1	17
5.2 RCV Distortion and Noise - 2000 Hz NB, Index: 1	17
5.2 RCV Distortion and Noise - 2500 Hz NB, Index: 1	18
5.2 RCV Distortion and Noise - 3150 Hz NB, Index: 1	19
Report - Receive Distortion and Noise (Conversational Gain), Index: 1	19
5.3 Frequency Response 8N FF HANB, Index: 1	20
5.3 Frequency Response 8N DF HANB, Index: 1	21
5.3 Frequency Response 2N FF HANB, Index: 1	21
5.3 Frequency Response 2N DF HANB, Index: 1	22

Overall Receive Delay NB, Index: 1

TIA-5050 (2018-01) \ Measurements \ Narrowband \ Preparation - Delay measurement



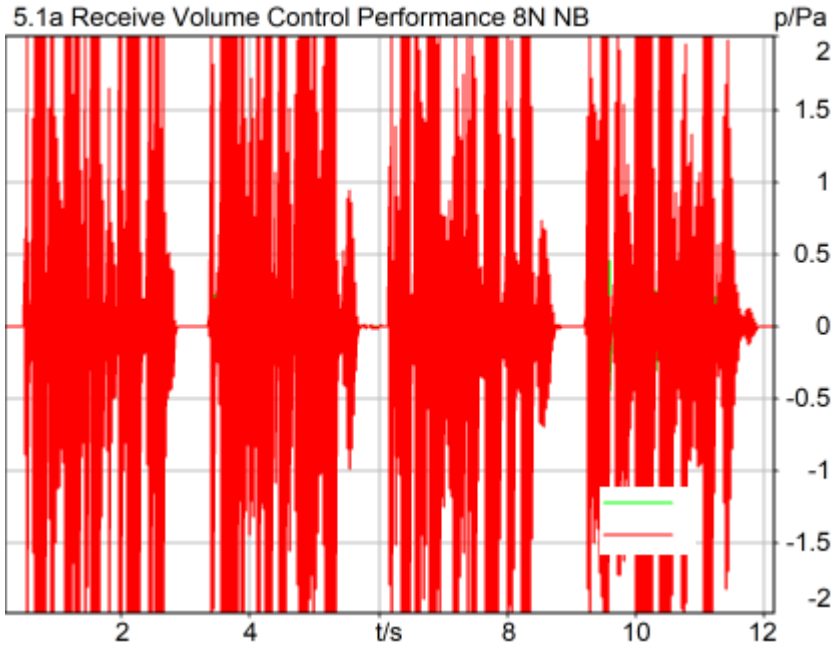
Channel	Delay
RCV*Source	152.3 ms

2024/4/26 13:39 ACQUA 6.0.200

Unmodified HEAD acoustics Measurement Descriptor

5.1a Receive Volume Control Performance 8N NB, Index: 1

TIA-5050 (2018-01) \ Measurements \ Narrowband



Correction

X - 70

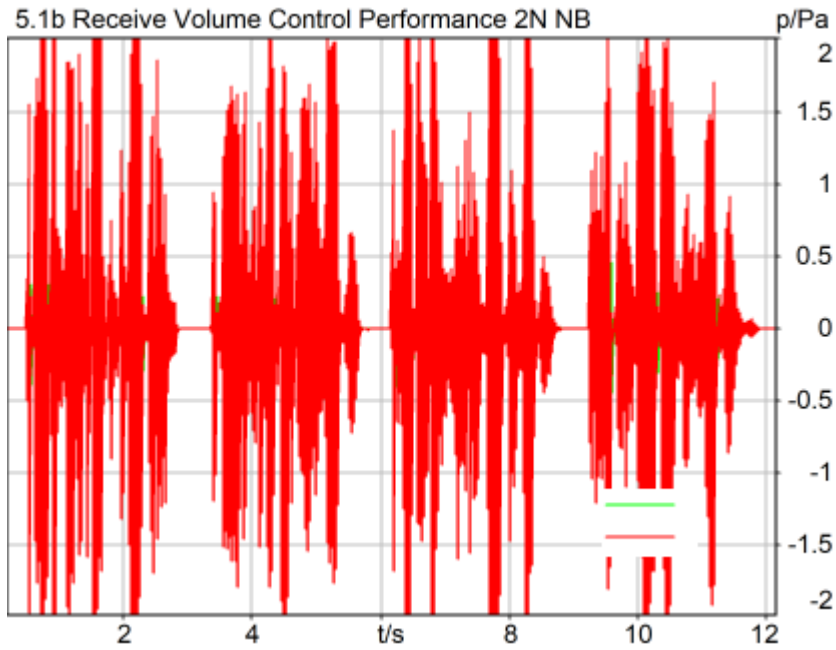
Channel	Speech level	Activity	Corrected speech level	
RCV	91.97 dB[SPL]	84.59%	21.97 dB[SPL]	Ok

Ok

2024/4/26 14:14 ACQUA 6.0.200

5.1b Receive Volume Control Performance 2N NB, Index: 1

TIA-5050 (2018-01) \ Measurements \ Narrowband



Correction

X - 70

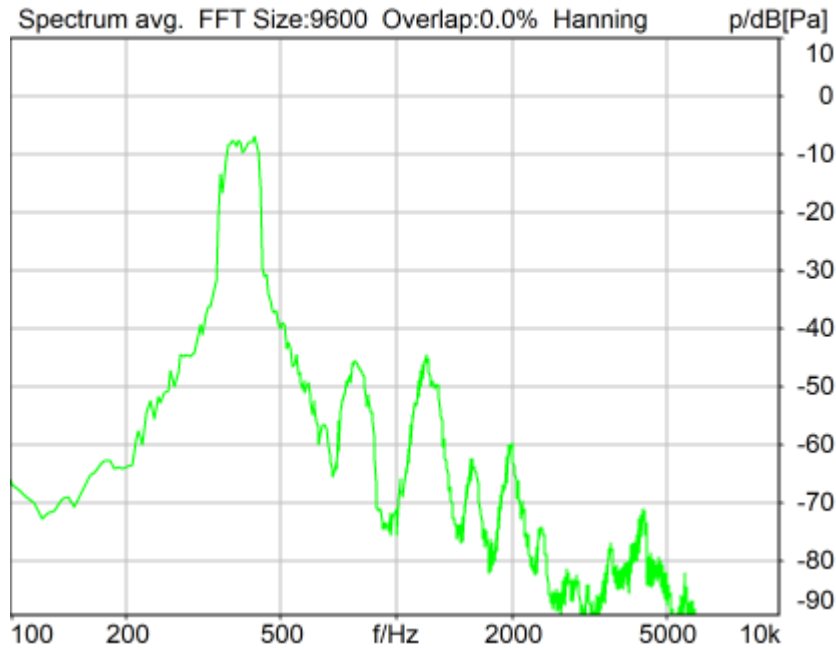
Channel	Speech level	Activity	Corrected speech level	
RCV	85.56 dB[SPL]	84.71%	15.56 dB[SPL]	Ok

Ok

2024/4/26 14:21 ACQUA 6.0.200

5.2 RCV Distortion and Noise - 400 Hz NB, Index: 1

TIA-5050 (2018-01) \ Measurements \ Narrowband \ 5.2 Receive Distortion and Noise 8N



Distortion (Noise) RCV (packed): 31.82 dB (2.57%) Ok

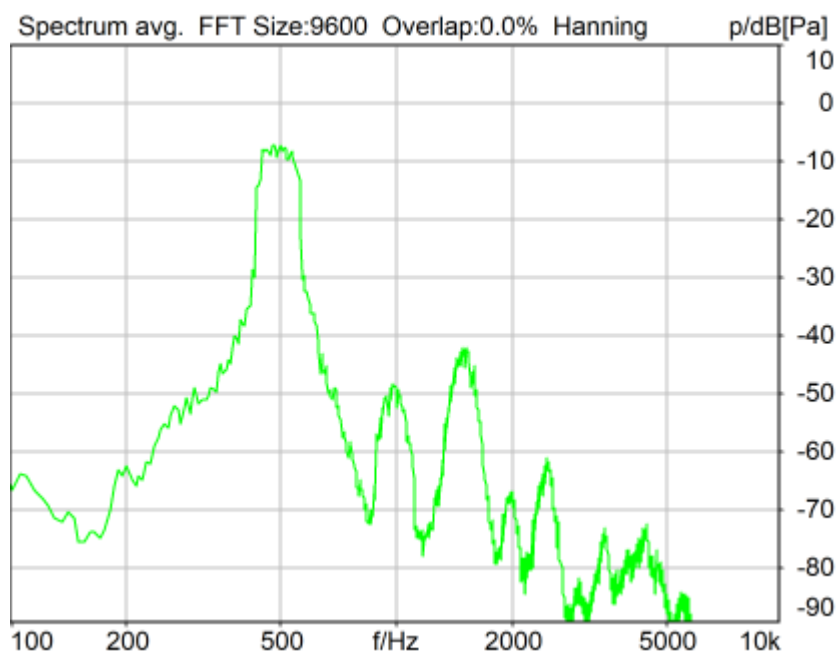
Ok

2024/4/26 14:15 ACQUA 6.0.200

Unmodified HEAD acoustics Measurement Descriptor

5.2 RCV Distortion and Noise - 500 Hz NB, Index: 1

TIA-5050 (2018-01) \ Measurements \ Narrowband \ 5.2 Receive Distortion and Noise 8N



Distortion (Noise) RCV (packed): 29.96 dB (3.18%) Ok

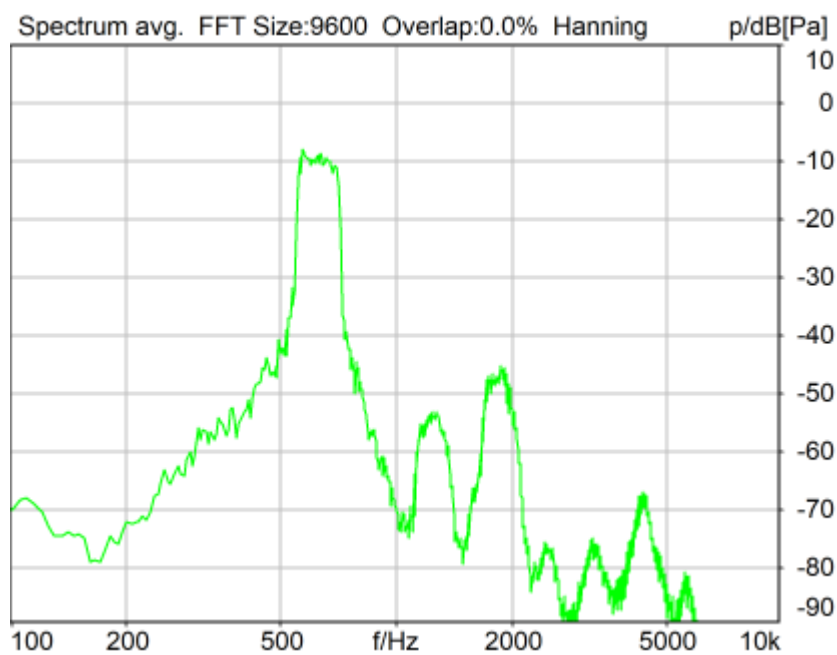
Ok

2024/4/26 14:16 ACQUA 6.0.200

Unmodified HEAD acoustics Measurement Descriptor

5.2 RCV Distortion and Noise - 630 Hz NB, Index: 1

TIA-5050 (2018-01) \ Measurements \ Narrowband \ 5.2 Receive Distortion and Noise 8N



Distortion (Noise) RCV (packed): 31.72 dB (2.59%) Ok

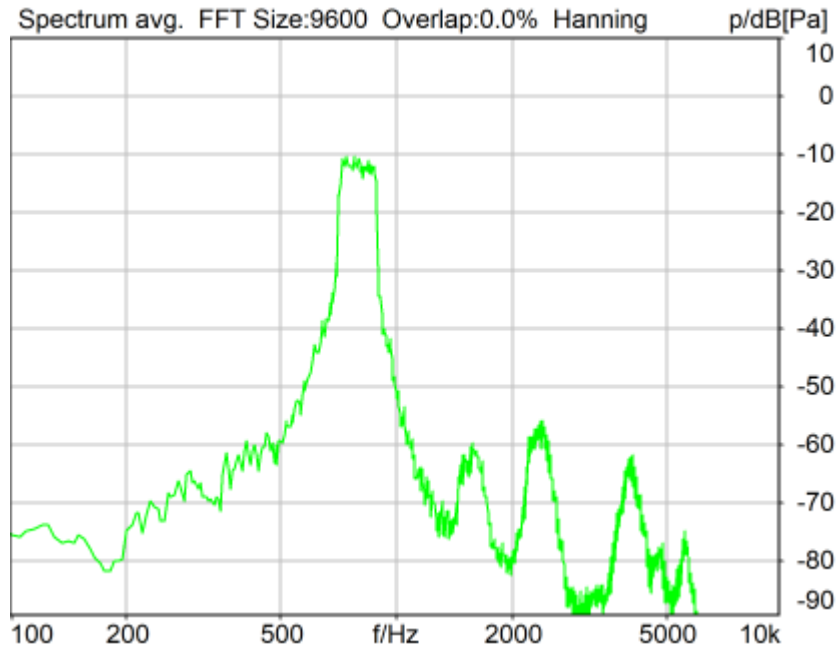
Ok

2024/4/26 14:16 ACQUA 6.0.200

Unmodified HEAD acoustics Measurement Descriptor

5.2 RCV Distortion and Noise - 800 Hz NB, Index: 1

TIA-5050 (2018-01) \ Measurements \ Narrowband \ 5.2 Receive Distortion and Noise 8N



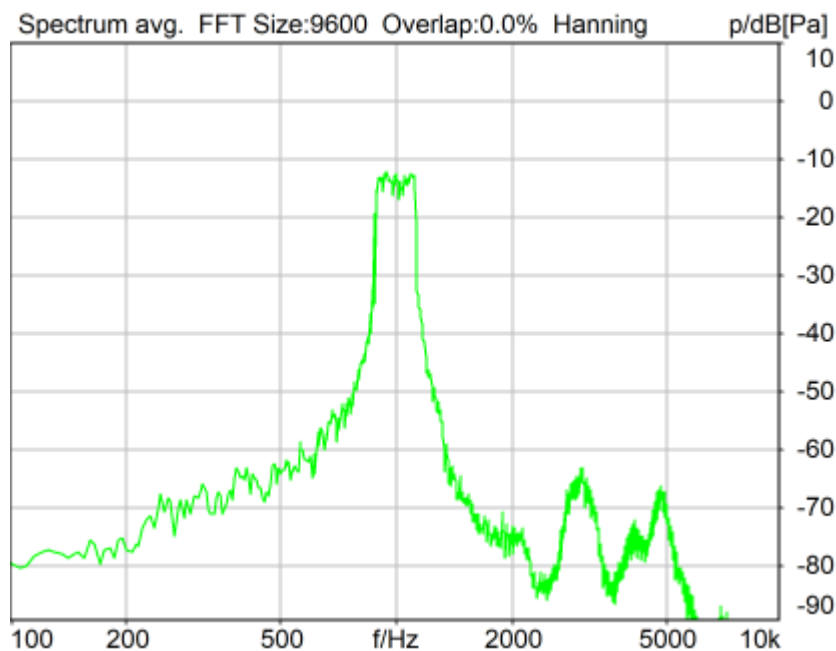
Distortion (Noise) RCV (packed): 31.46 dB (2.67%) Ok

Ok

2024/4/26 14:16 ACQUA 6.0.200
Unmodified HEAD acoustics Measurement Descriptor

5.2 RCV Distortion and Noise - 1000 Hz NB, Index: 1

TIA-5050 (2018-01) \ Measurements \ Narrowband \ 5.2 Receive Distortion and Noise 8N



Distortion (Noise) RCV (packed): 31.13 dB (2.78%) Ok

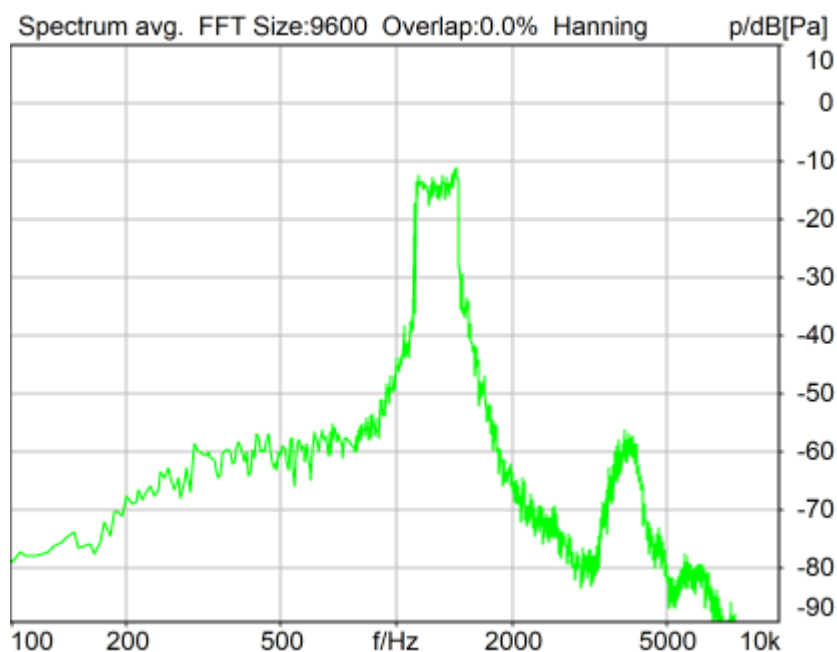
Ok

2024/4/26 14:17 ACQUA 6.0.200

Unmodified HEAD acoustics Measurement Descriptor

5.2 RCV Distortion and Noise - 1250 Hz NB, Index: 1

TIA-5050 (2018-01) \ Measurements \ Narrowband \ 5.2 Receive Distortion and Noise 8N



Distortion (Noise) RCV (packed): 22.74 dB (7.29%) Ok

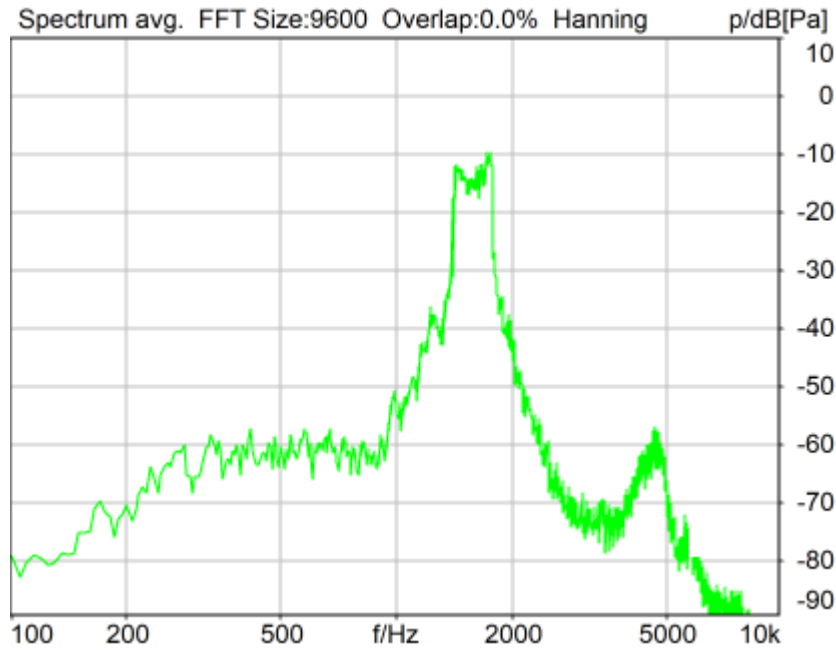
Ok

2024/4/26 14:17 ACQUA 6.0.200

Unmodified HEAD acoustics Measurement Descriptor

5.2 RCV Distortion and Noise - 1600 Hz NB, Index: 1

TIA-5050 (2018-01) \ Measurements \ Narrowband \ 5.2 Receive Distortion and Noise 8N



Distortion (Noise) RCV (packed): 23.68 dB (6.55%) Ok

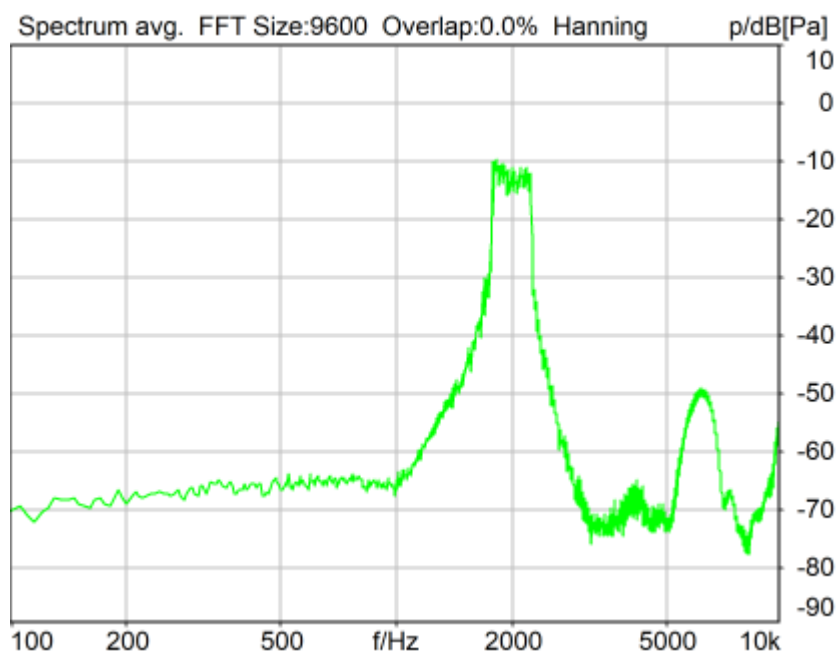
Ok

2024/4/26 14:18 ACQUA 6.0.200

Unmodified HEAD acoustics Measurement Descriptor

5.2 RCV Distortion and Noise - 2000 Hz NB, Index: 1

TIA-5050 (2018-01) \ Measurements \ Narrowband \ 5.2 Receive Distortion and Noise 8N



Distortion (Noise) RCV (packed): 22.99 dB (7.08%) Ok

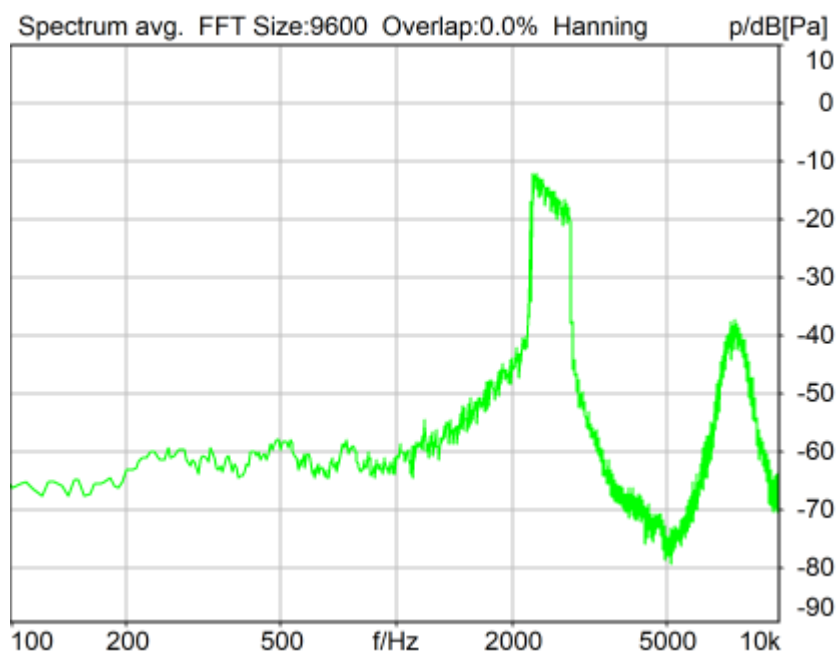
Ok

2024/4/26 14:18 ACQUA 6.0.200

Unmodified HEAD acoustics Measurement Descriptor

5.2 RCV Distortion and Noise - 2500 Hz NB, Index: 1

TIA-5050 (2018-01) \ Measurements \ Narrowband \ 5.2 Receive Distortion and Noise 8N



Distortion (Noise) RCV (packed): 21.13 dB (8.78%) Ok

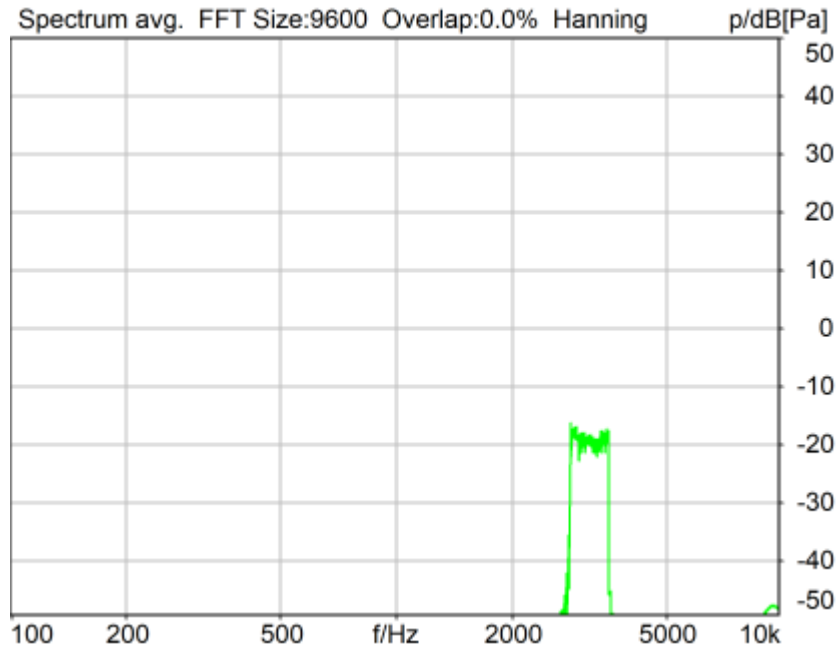
Ok

2024/4/26 14:18 ACQUA 6.0.200

Unmodified HEAD acoustics Measurement Descriptor

5.2 RCV Distortion and Noise - 3150 Hz NB, Index: 1

TIA-5050 (2018-01) \ Measurements \ Narrowband \ 5.2 Receive Distortion and Noise 8N



Distortion (Noise) RCV (packed): 25.68 dB (5.20%) Ok

Ok

2024/4/26 14:19 ACQUA 6.0.200

Unmodified HEAD acoustics Measurement Descriptor

Report - Receive Distortion and Noise (Conversational Gain), Index:

1

TIA-5050 (2018-01) \ Measurements \ Narrowband \ 5.2 Receive Distortion and Noise 8N

Region	Frequency	SDNR
1	400Hz	31.82 dB
2	500Hz	29.96 dB
3	630Hz	31.72 dB
4	800Hz	31.46 dB
5	1000Hz	31.13 dB
6	1250Hz	22.74 dB
7	1600Hz	23.68 dB
8	2000Hz	22.99 dB
9	2500Hz	21.13 dB
10	3150Hz	25.68 dB

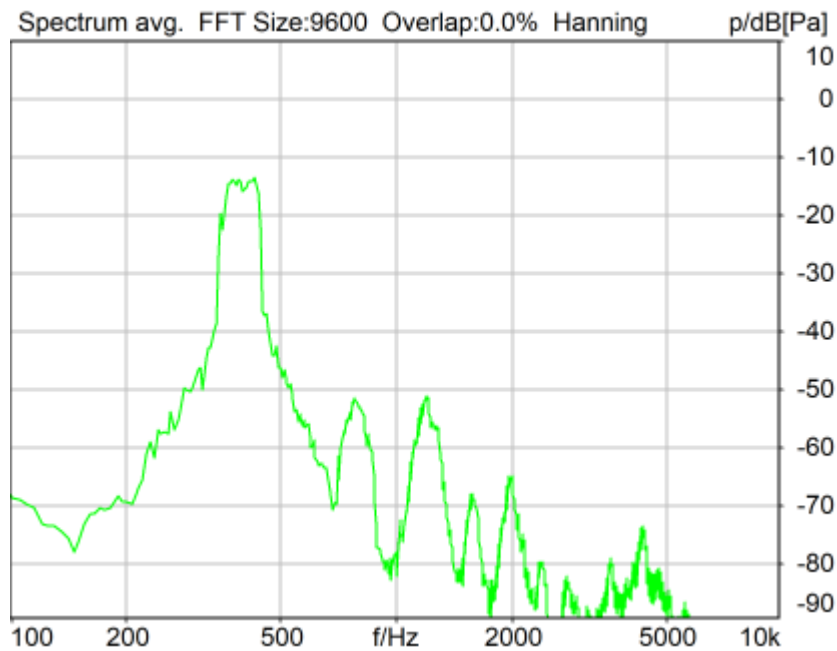
All SDNRs were greater than 20.0 dB, requirement was met.

Smallest SDNR was 21.13dB at 2500Hz.

2024/4/26 14:19 ACQUA

5.2 RCV Distortion and Noise - 400 Hz NB, Index: 1

TIA-5050 (2018-01) \ Measurements \ Narrowband \ 5.2 Receive Distortion and Noise 2N



Distortion (Noise) RCV (packed): 31.72 dB (2.59%) Ok

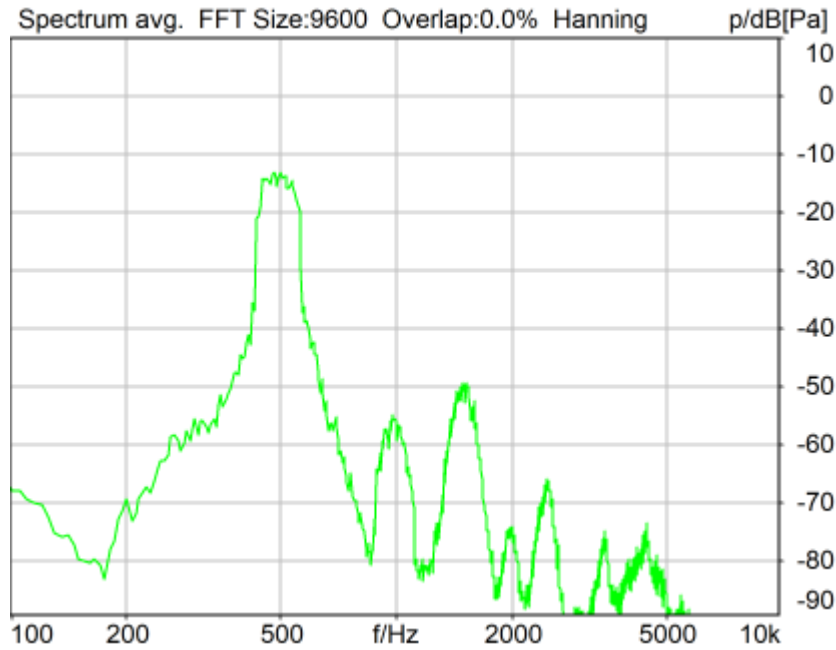
Ok

2024/4/26 14:21 ACQUA 6.0.200

Unmodified HEAD acoustics Measurement Descriptor

5.2 RCV Distortion and Noise - 500 Hz NB, Index: 1

TIA-5050 (2018-01) \ Measurements \ Narrowband \ 5.2 Receive Distortion and Noise 2N



Distortion (Noise) RCV (packed): 30.67 dB (2.93%) Ok

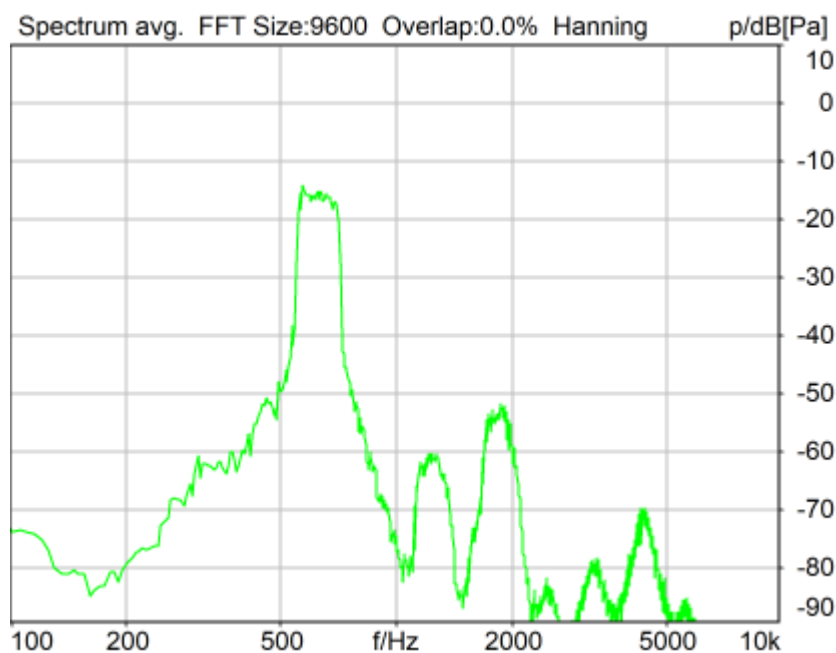
Ok

2024/4/26 14:22 ACQUA 6.0.200

Unmodified HEAD acoustics Measurement Descriptor

5.2 RCV Distortion and Noise - 630 Hz NB, Index: 1

TIA-5050 (2018-01) \ Measurements \ Narrowband \ 5.2 Receive Distortion and Noise 2N



Distortion (Noise) RCV (packed): 31.71 dB (2.60%) Ok

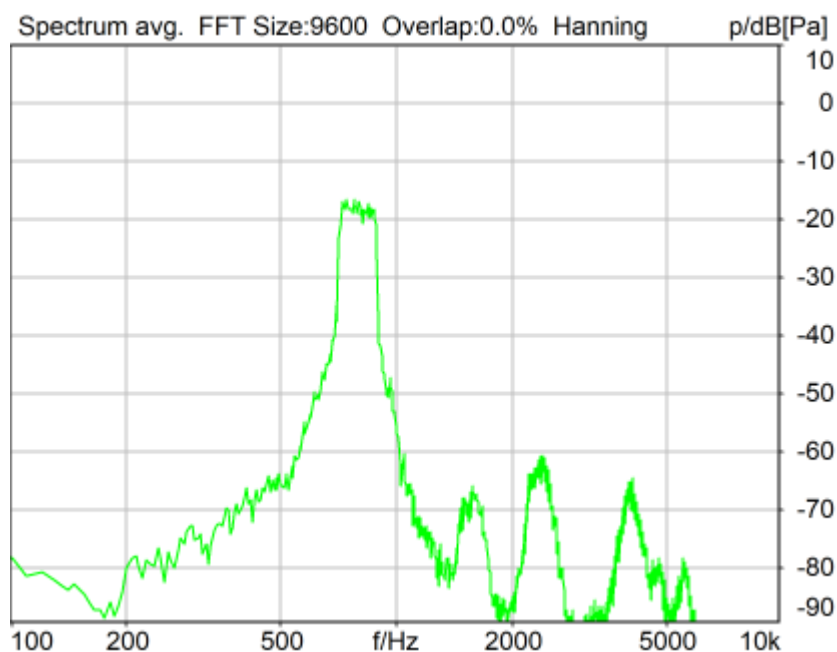
Ok

2024/4/26 14:22 ACQUA 6.0.200

Unmodified HEAD acoustics Measurement Descriptor

5.2 RCV Distortion and Noise - 800 Hz NB, Index: 1

TIA-5050 (2018-01) \ Measurements \ Narrowband \ 5.2 Receive Distortion and Noise 2N



Distortion (Noise) RCV (packed): 31.43 dB (2.68%) Ok

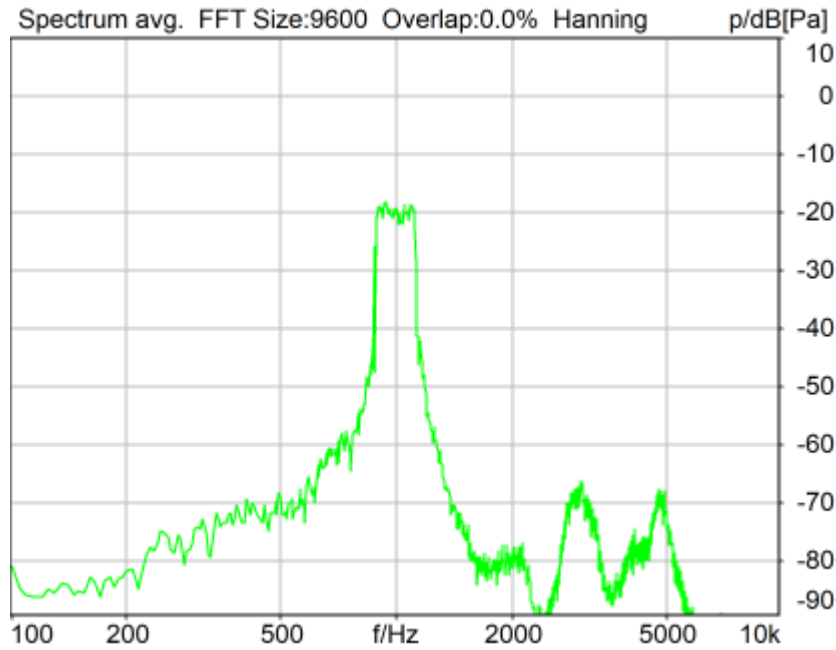
Ok

2024/4/26 14:22 ACQUA 6.0.200

Unmodified HEAD acoustics Measurement Descriptor

5.2 RCV Distortion and Noise - 1000 Hz NB, Index: 1

TIA-5050 (2018-01) \ Measurements \ Narrowband \ 5.2 Receive Distortion and Noise 2N



Distortion (Noise) RCV (packed): 32.18 dB (2.46%) Ok

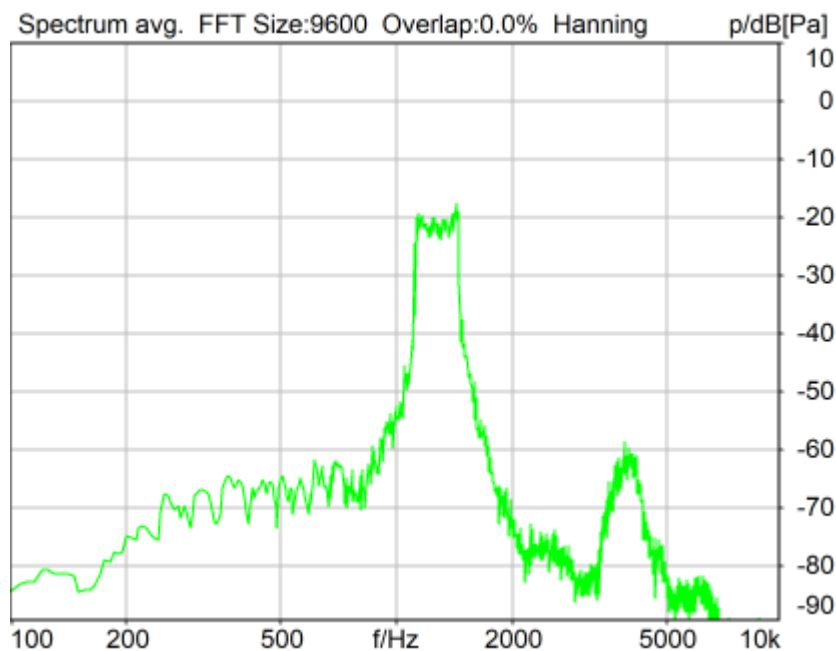
Ok

2024/4/26 14:23 ACQUA 6.0.200

Unmodified HEAD acoustics Measurement Descriptor

5.2 RCV Distortion and Noise - 1250 Hz NB, Index: 1

TIA-5050 (2018-01) \ Measurements \ Narrowband \ 5.2 Receive Distortion and Noise 2N



Distortion (Noise) RCV (packed): 22.64 dB (7.38%) Ok

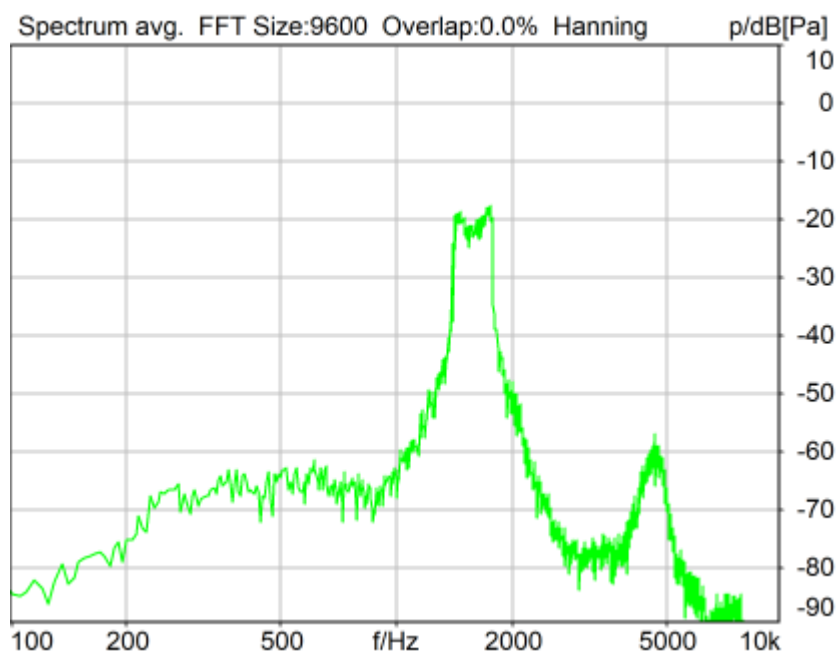
Ok

2024/4/26 14:23 ACQUA 6.0.200

Unmodified HEAD acoustics Measurement Descriptor

5.2 RCV Distortion and Noise - 1600 Hz NB, Index: 1

TIA-5050 (2018-01) \ Measurements \ Narrowband \ 5.2 Receive Distortion and Noise 2N



Distortion (Noise) RCV (packed): 24.51 dB (5.95%) Ok

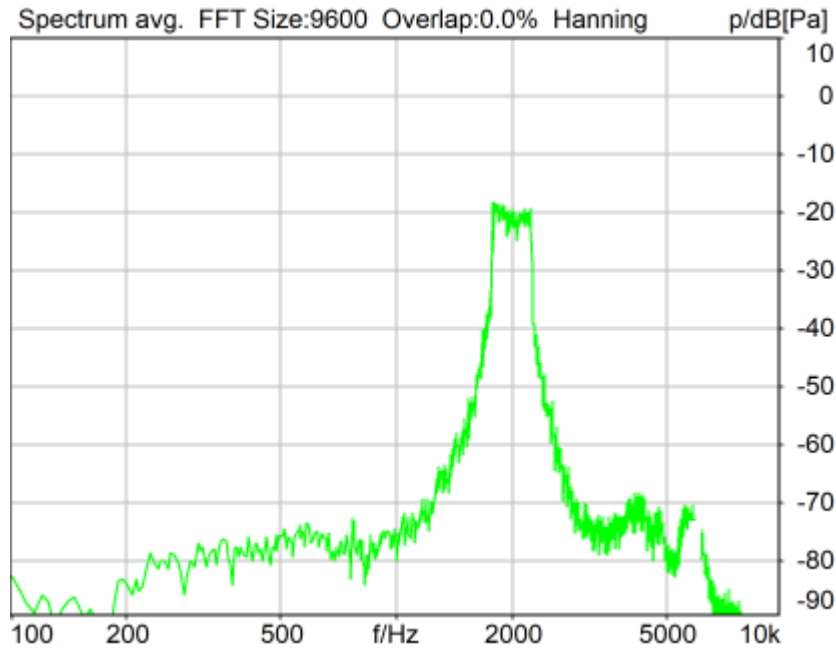
Ok

2024/4/26 14:24 ACQUA 6.0.200

Unmodified HEAD acoustics Measurement Descriptor

5.2 RCV Distortion and Noise - 2000 Hz NB, Index: 1

TIA-5050 (2018-01) \ Measurements \ Narrowband \ 5.2 Receive Distortion and Noise 2N



Distortion (Noise) RCV (packed): 23.54 dB (6.65%) Ok

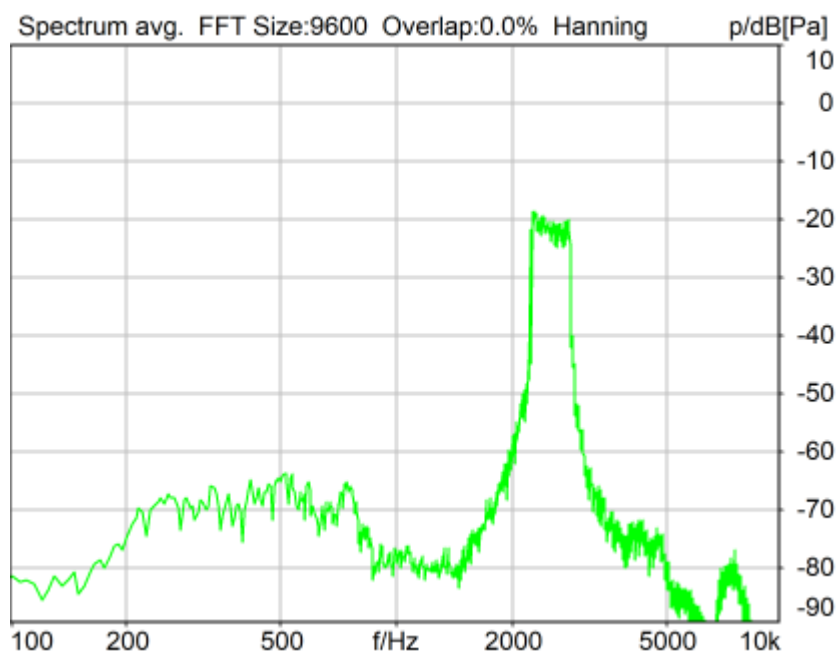
Ok

2024/4/26 14:24 ACQUA 6.0.200

Unmodified HEAD acoustics Measurement Descriptor

5.2 RCV Distortion and Noise - 2500 Hz NB, Index: 1

TIA-5050 (2018-01) \ Measurements \ Narrowband \ 5.2 Receive Distortion and Noise 2N



Distortion (Noise) RCV (packed): 29.67 dB (3.28%) Ok

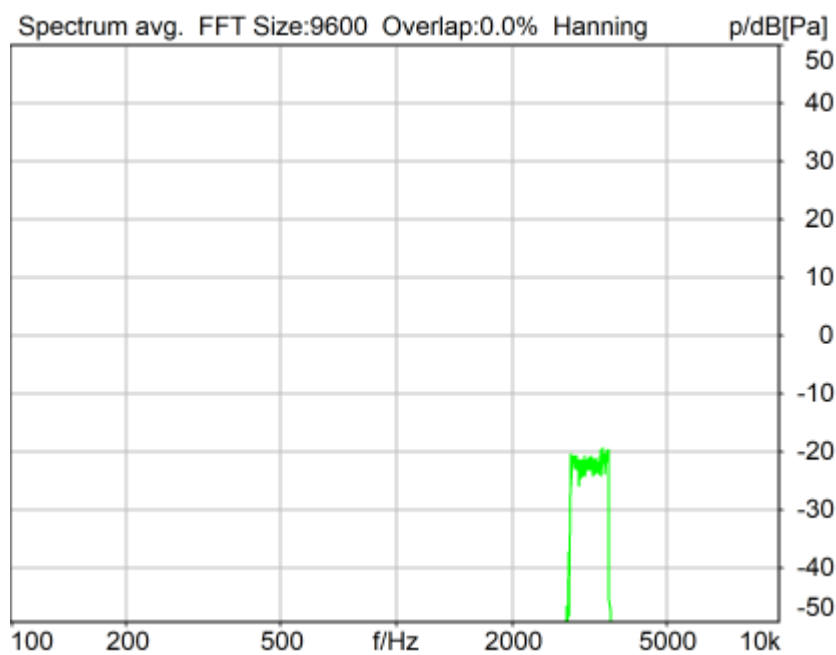
Ok

2024/4/26 14:24 ACQUA 6.0.200

Unmodified HEAD acoustics Measurement Descriptor

5.2 RCV Distortion and Noise - 3150 Hz NB, Index: 1

TIA-5050 (2018-01) \ Measurements \ Narrowband \ 5.2 Receive Distortion and Noise 2N



Distortion (Noise) RCV (packed): 33.49 dB (2.12%) Ok

Ok

2024/4/26 14:25 ACQUA 6.0.200

Unmodified HEAD acoustics Measurement Descriptor

Report - Receive Distortion and Noise (Conversational Gain), Index: 1

TIA-5050 (2018-01) \ Measurements \ Narrowband \ 5.2 Receive Distortion and Noise 2N

Region	Frequency	SDNR
1	400Hz	31.72 dB

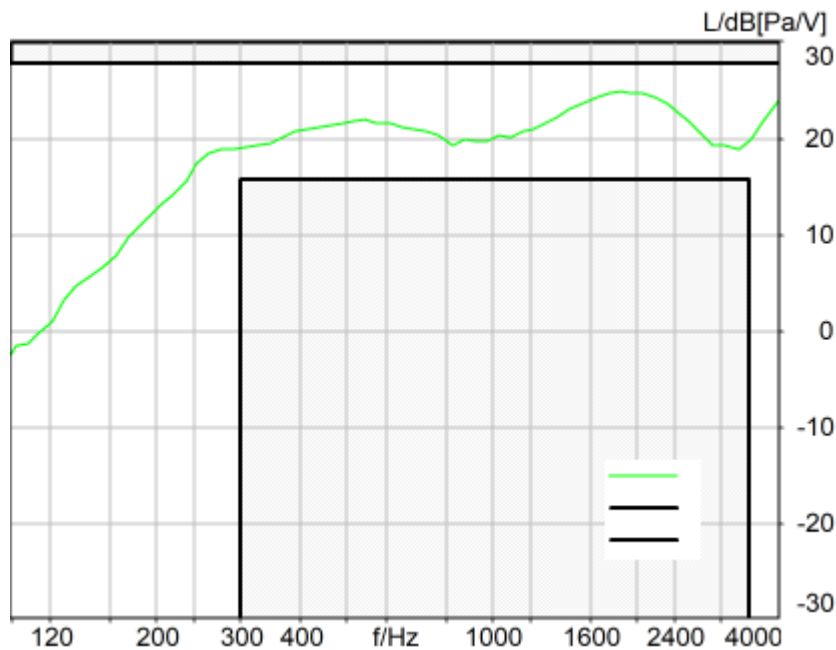
2	500Hz	30.67 dB
3	630Hz	31.71 dB
4	800Hz	31.43 dB
5	1000Hz	32.18 dB
6	1250Hz	22.64 dB
7	1600Hz	24.51 dB
8	2000Hz	23.54 dB
9	2500Hz	29.67 dB
10	3150Hz	33.49 dB

All SDNRs were greater than 20.0 dB, requirement was met.
 Smallest SDNR was 22.64dB at 1250Hz.

2024/4/26 14:25 ACQUA

5.3 Frequency Response 8N FF HANB, Index: 1

TIA-5050 (2018-01) \ Measurements \ Narrowband



Absolute minimal distance
 2.99 dB at 3245.6 Hz Ok

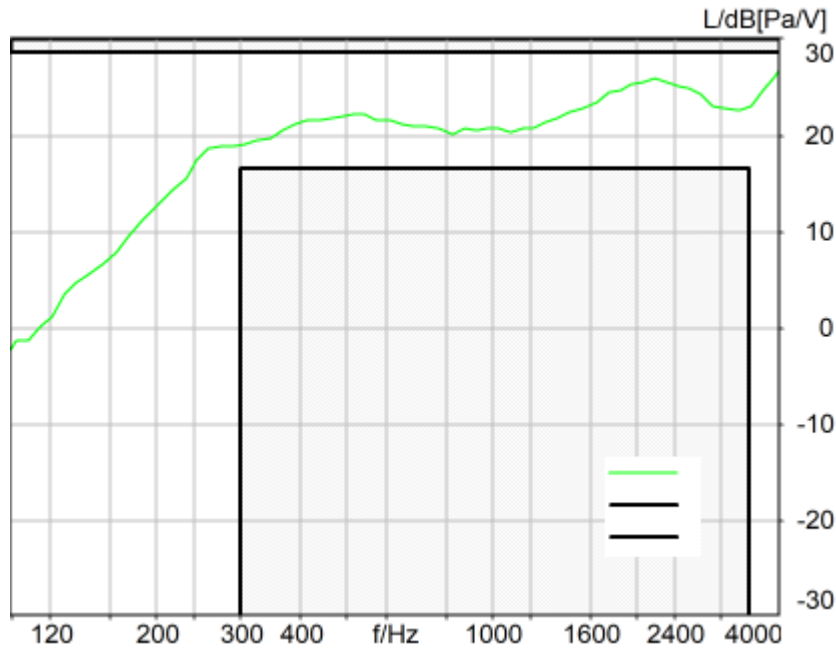
Ok

2024/4/26 14:19 ACQUA 6.0.200

Unmodified HEAD acoustics Measurement Descriptor

5.3 Frequency Response 8N DF HANB, Index: 1

TIA-5050 (2018-01) \ Measurements \ Narrowband



Absolute minimal distance

2.48 dB at 3882.4 Hz Ok

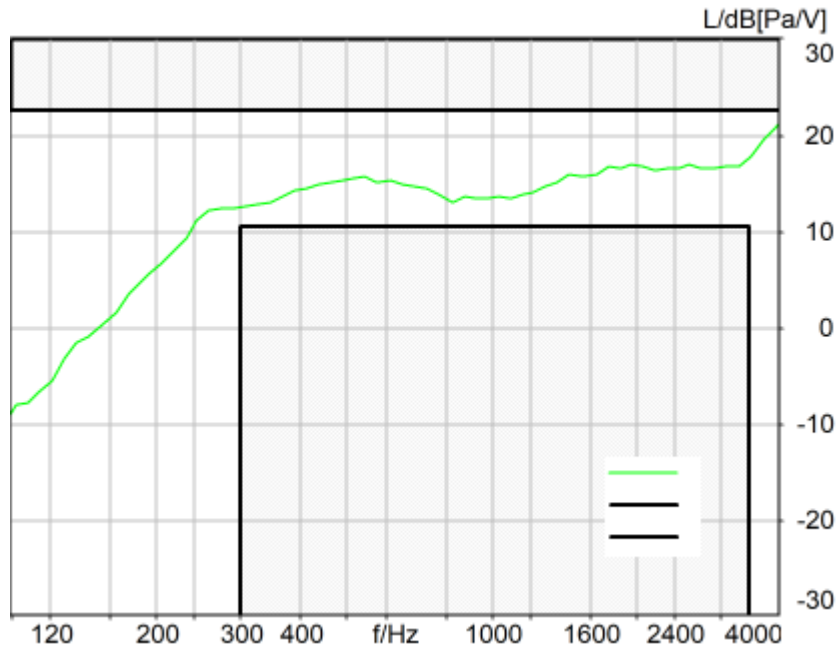
Ok

2024/4/26 14:20 ACQUA 6.0.200

Unmodified HEAD acoustics Measurement Descriptor

5.3 Frequency Response 2N FF HANB, Index: 1

TIA-5050 (2018-01) \ Measurements \ Narrowband



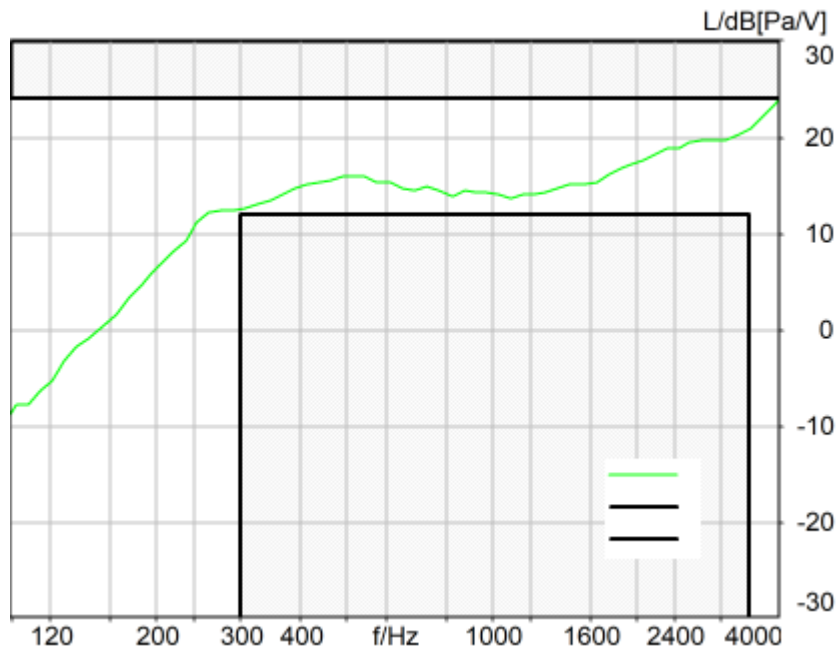
Absolute minimal distance
1.98 dB at 3882.4 Hz Ok

Ok

2024/4/26 14:25 ACQUA 6.0.200
Unmodified HEAD acoustics Measurement Descriptor

5.3 Frequency Response 2N DF HANB, Index: 1

TIA-5050 (2018-01) \ Measurements \ Narrowband



Absolute minimal distance
0.57 dB at 305.9 Hz Ok

Ok

2024/4/26 14:26 ACQUA 6.0.200
Unmodified HEAD acoustics Measurement Descriptor

Measurement Protocol

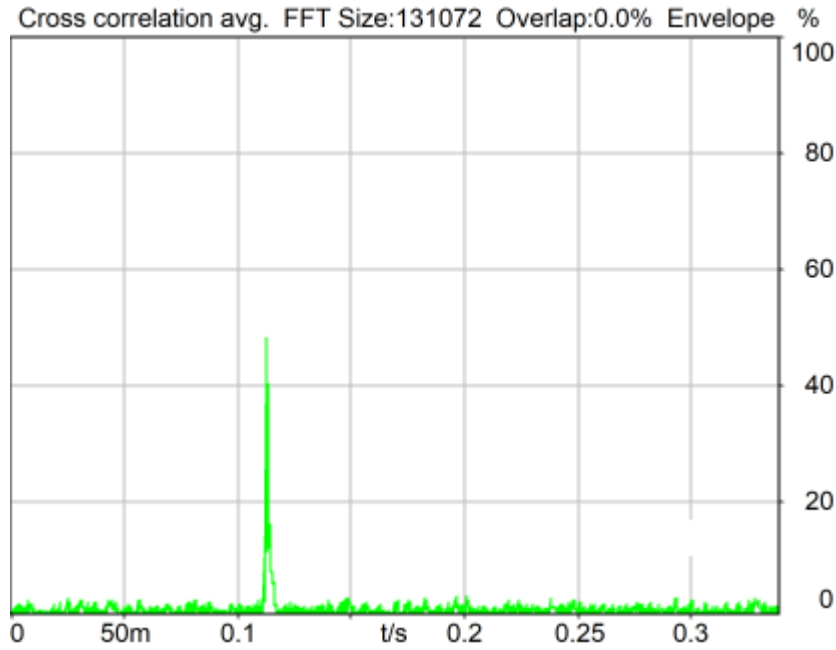
Measurement Object	FR1 n5_20_DFT-s-OFDM_EVS WB 24.4kbps_CH167300
Description	HMD_TA_1600#Tomcat

Project	TIA-5050 (2018-01)
Report Generation Date	2024/5/22 12:59
Responsible Person	audio

Overall Receive Delay WB, Index: 1	3
5.1a Receive Volume Control Performance 8N WB, Index: 1	3
5.1b Receive Volume Control Performance 2N WB, Index: 1	4
5.2 RCV Distortion and Noise - 250 Hz WB, Index: 1	5
5.2 RCV Distortion and Noise - 315 Hz WB, Index: 1	6
5.2 RCV Distortion and Noise - 400 Hz WB, Index: 1	7
5.2 RCV Distortion and Noise - 500 Hz WB, Index: 1	7
5.2 RCV Distortion and Noise - 630 Hz WB, Index: 1	8
5.2 RCV Distortion and Noise - 800 Hz WB, Index: 1	9
5.2 RCV Distortion and Noise - 1000 Hz WB, Index: 1	9
5.2 RCV Distortion and Noise - 1250 Hz WB, Index: 1	10
5.2 RCV Distortion and Noise - 1600 Hz WB, Index: 1	11
5.2 RCV Distortion and Noise - 2000 Hz WB, Index: 1	11
5.2 RCV Distortion and Noise - 2500 Hz WB, Index: 1	12
5.2 RCV Distortion and Noise - 3150 Hz WB, Index: 1	13
5.2 RCV Distortion and Noise - 4000 Hz WB, Index: 1	13
5.2 RCV Distortion and Noise - 5000 Hz WB, Index: 1	14
Report - Receive Distortion and Noise (Conversational Gain), Index: 1	15
5.2 RCV Distortion and Noise - 250 Hz WB, Index: 1	15
5.2 RCV Distortion and Noise - 315 Hz WB, Index: 1	16
5.2 RCV Distortion and Noise - 400 Hz WB, Index: 1	17
5.2 RCV Distortion and Noise - 500 Hz WB, Index: 1	17
5.2 RCV Distortion and Noise - 630 Hz WB, Index: 1	18
5.2 RCV Distortion and Noise - 800 Hz WB, Index: 1	19
5.2 RCV Distortion and Noise - 1000 Hz WB, Index: 1	19
5.2 RCV Distortion and Noise - 1250 Hz WB, Index: 1	20
5.2 RCV Distortion and Noise - 1600 Hz WB, Index: 1	21
5.2 RCV Distortion and Noise - 2000 Hz WB, Index: 1	21
5.2 RCV Distortion and Noise - 2500 Hz WB, Index: 1	22
5.2 RCV Distortion and Noise - 3150 Hz WB, Index: 1	23
5.2 RCV Distortion and Noise - 4000 Hz WB, Index: 1	23
5.2 RCV Distortion and Noise - 5000 Hz WB, Index: 1	24
Report - Receive Distortion and Noise (Conversational Gain), Index: 1	25
5.3 Frequency Response 8N FF, Index: 1	25
5.3 Frequency Response 8N DF, Index: 1	26
5.3 Frequency Response 2N FF, Index: 3	27
5.3 Frequency Response 2N DF, Index: 3	28

Overall Receive Delay WB, Index: 1

TIA-5050 (2018-01) \ Measurements \ Wideband \ Preparation - Delay measurement

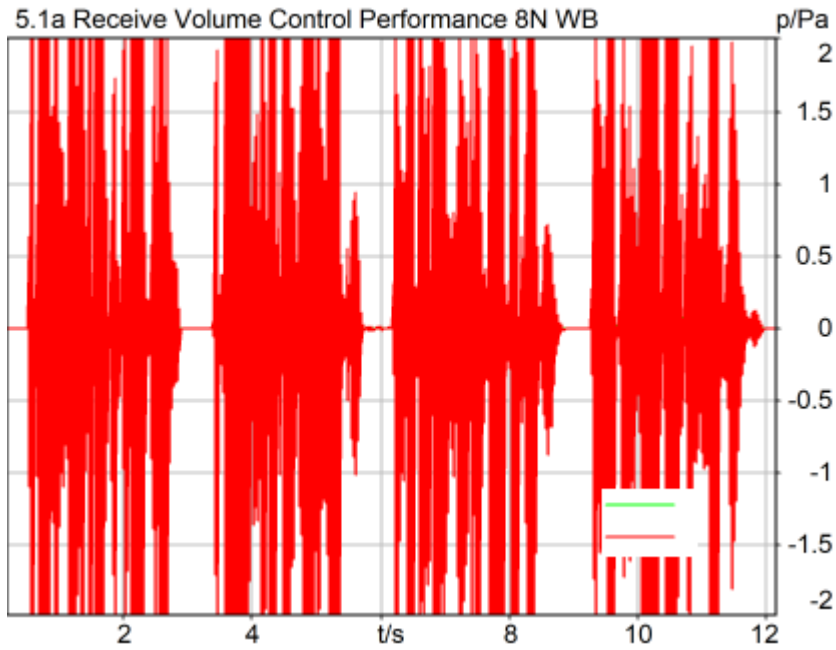


Channel	Delay
RCV*Source	113.2 ms

2024/4/26 13:45 ACQUA 6.0.200
Unmodified HEAD acoustics Measurement Descriptor

5.1a Receive Volume Control Performance 8N WB, Index: 1

TIA-5050 (2018-01) \ Measurements \ Wideband



Correction

X - 70

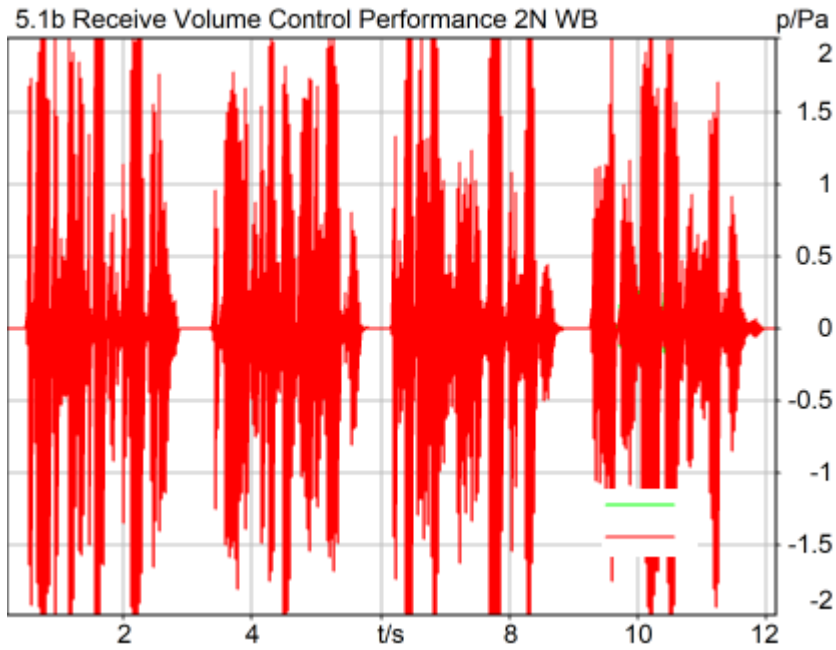
Channel	Speech level	Activity	Corrected speech level	
RCV	92.14 dB[SPL]	84.58%	22.14 dB[SPL]	Ok

Ok

2024/4/26 14:13 ACQUA 6.0.200

5.1b Receive Volume Control Performance 2N WB, Index: 1

TIA-5050 (2018-01) \ Measurements \ Wideband



Correction

X - 70

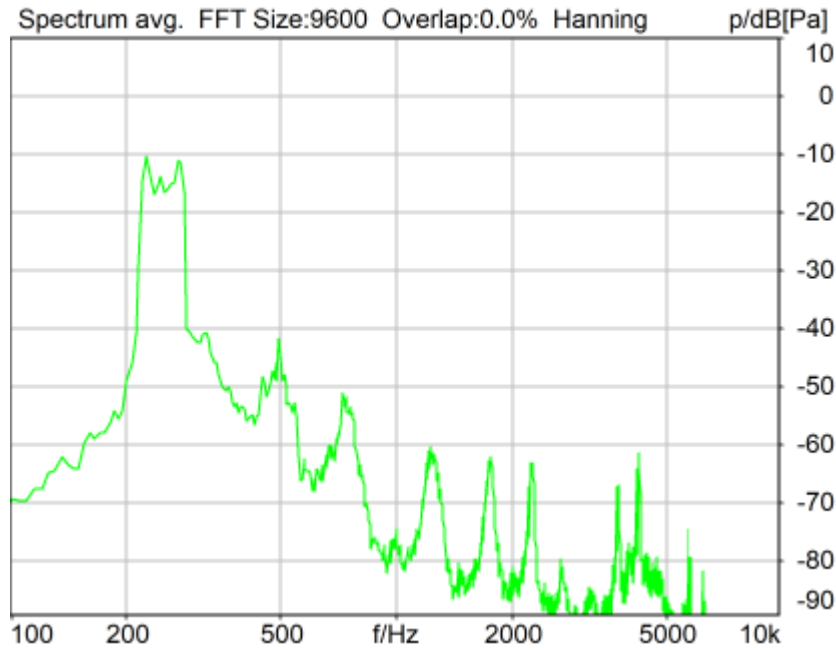
Channel	Speech level	Activity	Corrected speech level	
RCV	85.51 dB[SPL]	84.50%	15.51 dB[SPL]	Ok

Ok

2024/4/26 14:26 ACQUA 6.0.200

5.2 RCV Distortion and Noise - 250 Hz WB, Index: 1

TIA-5050 (2018-01) \ Measurements \ Wideband \ 5.2 Receive Distortion and Noise 8N



Distortion (Noise) RCV (packed): 32.20 dB (2.45%) Ok

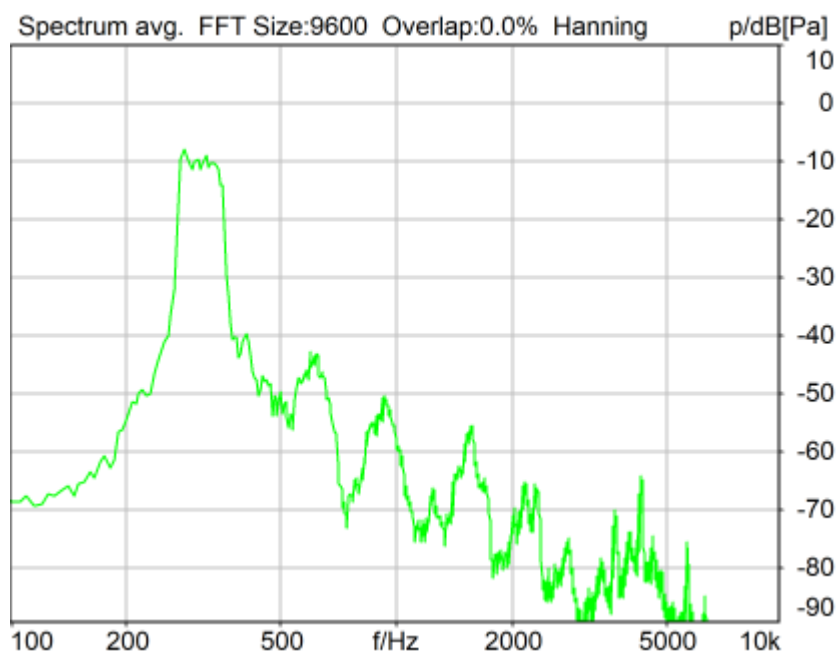
Ok

2024/4/26 14:07 ACQUA 6.0.200

Unmodified HEAD acoustics Measurement Descriptor

5.2 RCV Distortion and Noise - 315 Hz WB, Index: 1

TIA-5050 (2018-01) \ Measurements \ Wideband \ 5.2 Receive Distortion and Noise 8N



Distortion (Noise) RCV (packed): 32.68 dB (2.32%) Ok

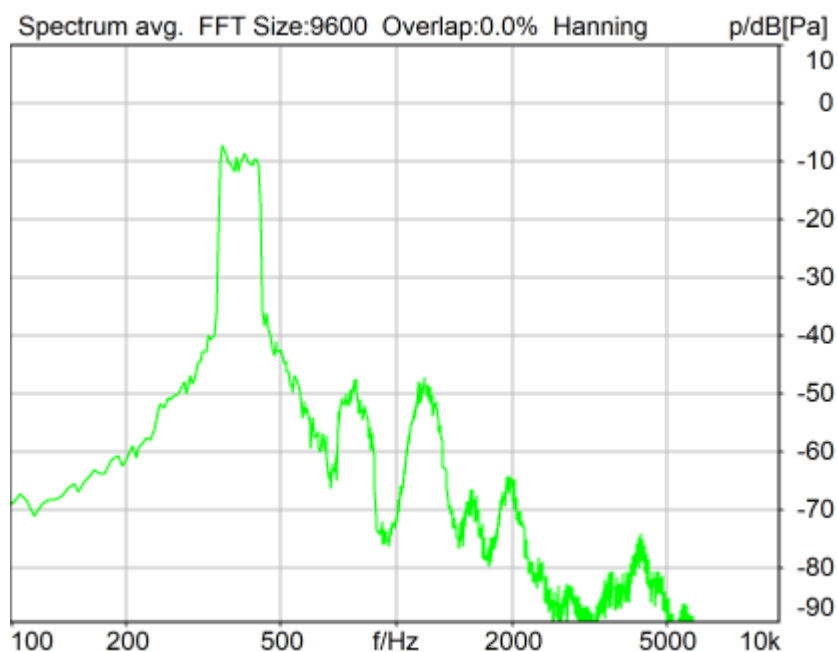
Ok

2024/4/26 14:08 ACQUA 6.0.200

Unmodified HEAD acoustics Measurement Descriptor

5.2 RCV Distortion and Noise - 400 Hz WB, Index: 1

TIA-5050 (2018-01) \ Measurements \ Wideband \ 5.2 Receive Distortion and Noise 8N



Distortion (Noise) RCV (packed): 33.45 dB (2.13%) Ok

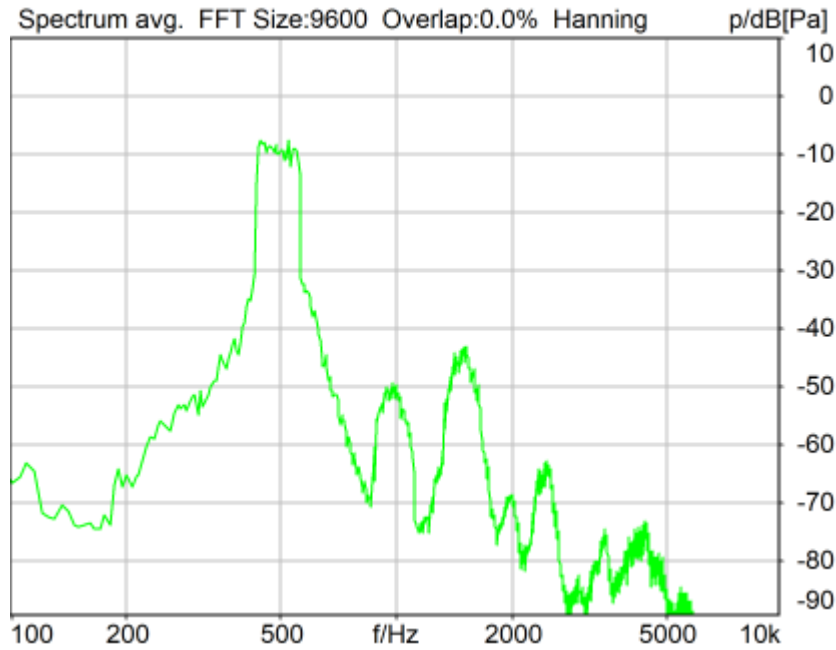
Ok

2024/4/26 14:08 ACQUA 6.0.200

Unmodified HEAD acoustics Measurement Descriptor

5.2 RCV Distortion and Noise - 500 Hz WB, Index: 1

TIA-5050 (2018-01) \ Measurements \ Wideband \ 5.2 Receive Distortion and Noise 8N



Distortion (Noise) RCV (packed): 30.20 dB (3.09%) Ok

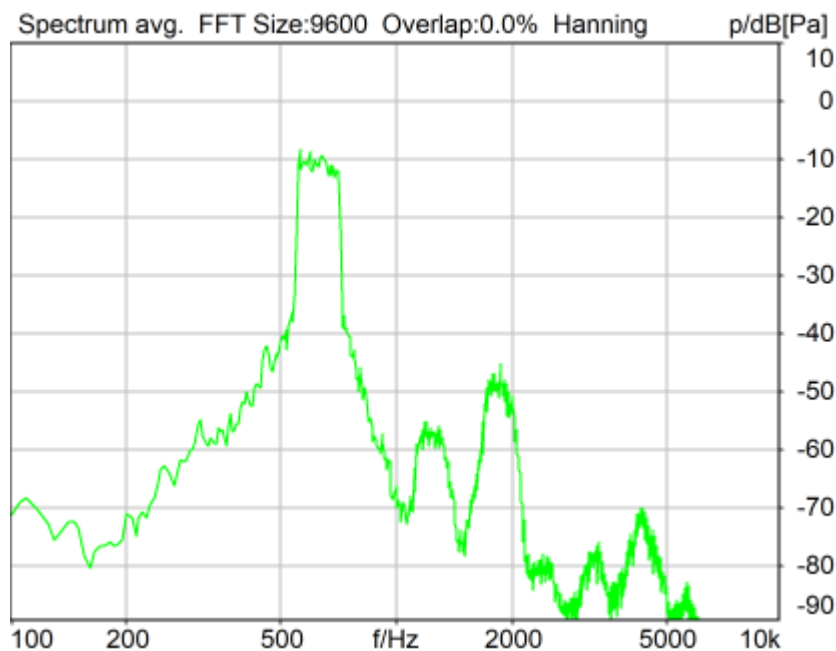
Ok

2024/4/26 14:08 ACQUA 6.0.200

Unmodified HEAD acoustics Measurement Descriptor

5.2 RCV Distortion and Noise - 630 Hz WB, Index: 1

TIA-5050 (2018-01) \ Measurements \ Wideband \ 5.2 Receive Distortion and Noise 8N



Distortion (Noise) RCV (packed): 31.57 dB (2.64%) Ok

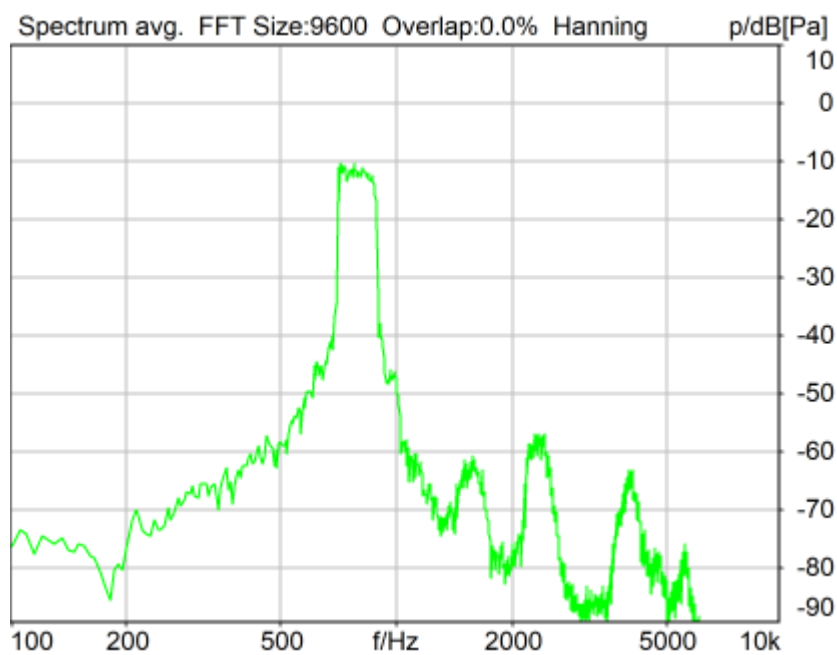
Ok

2024/4/26 14:09 ACQUA 6.0.200

Unmodified HEAD acoustics Measurement Descriptor

5.2 RCV Distortion and Noise - 800 Hz WB, Index: 1

TIA-5050 (2018-01) \ Measurements \ Wideband \ 5.2 Receive Distortion and Noise 8N



Distortion (Noise) RCV (packed): 34.40 dB (1.91%) Ok

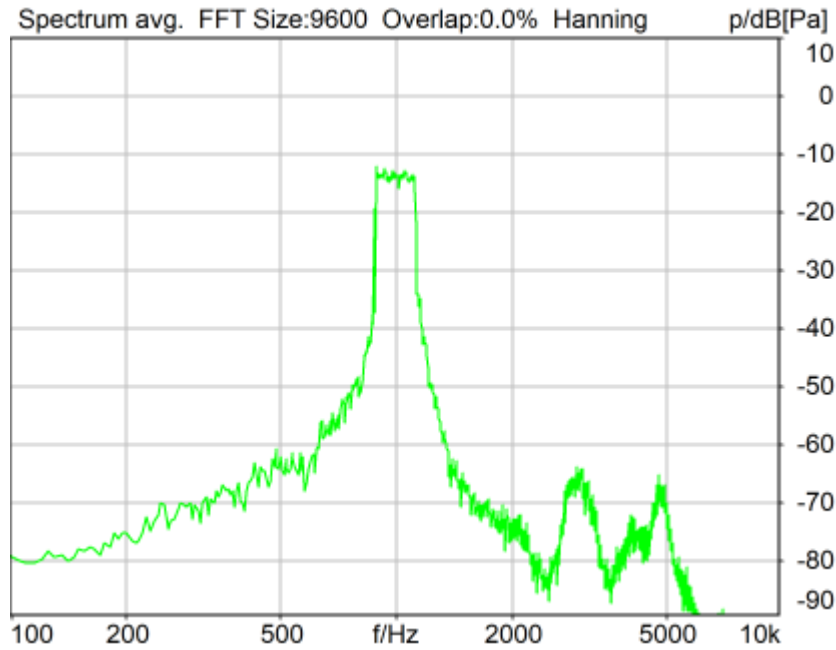
Ok

2024/4/26 14:09 ACQUA 6.0.200

Unmodified HEAD acoustics Measurement Descriptor

5.2 RCV Distortion and Noise - 1000 Hz WB, Index: 1

TIA-5050 (2018-01) \ Measurements \ Wideband \ 5.2 Receive Distortion and Noise 8N



Distortion (Noise) RCV (packed): 32.06 dB (2.49%) Ok

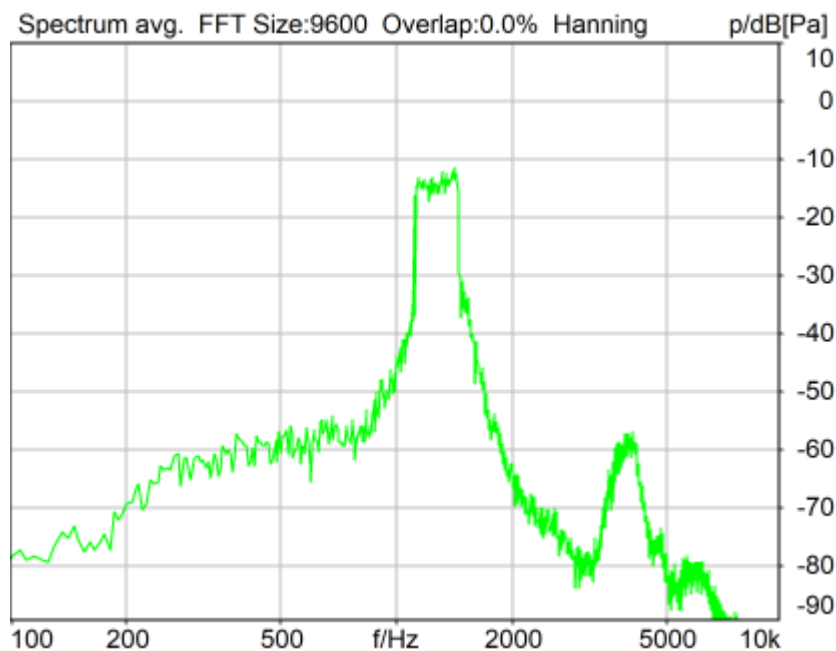
Ok

2024/4/26 14:10 ACQUA 6.0.200

Unmodified HEAD acoustics Measurement Descriptor

5.2 RCV Distortion and Noise - 1250 Hz WB, Index: 1

TIA-5050 (2018-01) \ Measurements \ Wideband \ 5.2 Receive Distortion and Noise 8N



Distortion (Noise) RCV (packed): 23.10 dB (7.00%) Ok

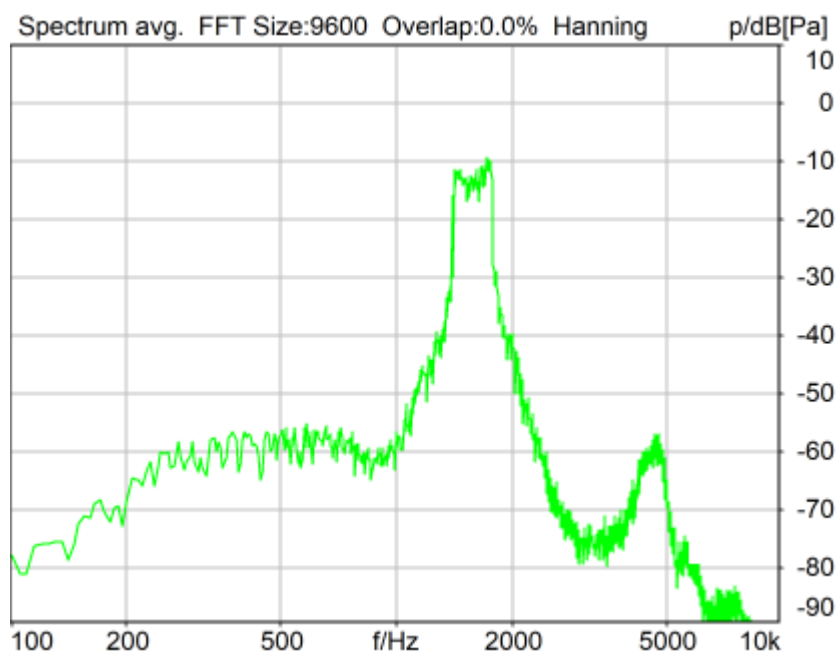
Ok

2024/4/26 14:10 ACQUA 6.0.200

Unmodified HEAD acoustics Measurement Descriptor

5.2 RCV Distortion and Noise - 1600 Hz WB, Index: 1

TIA-5050 (2018-01) \ Measurements \ Wideband \ 5.2 Receive Distortion and Noise 8N



Distortion (Noise) RCV (packed): 24.67 dB (5.84%) Ok

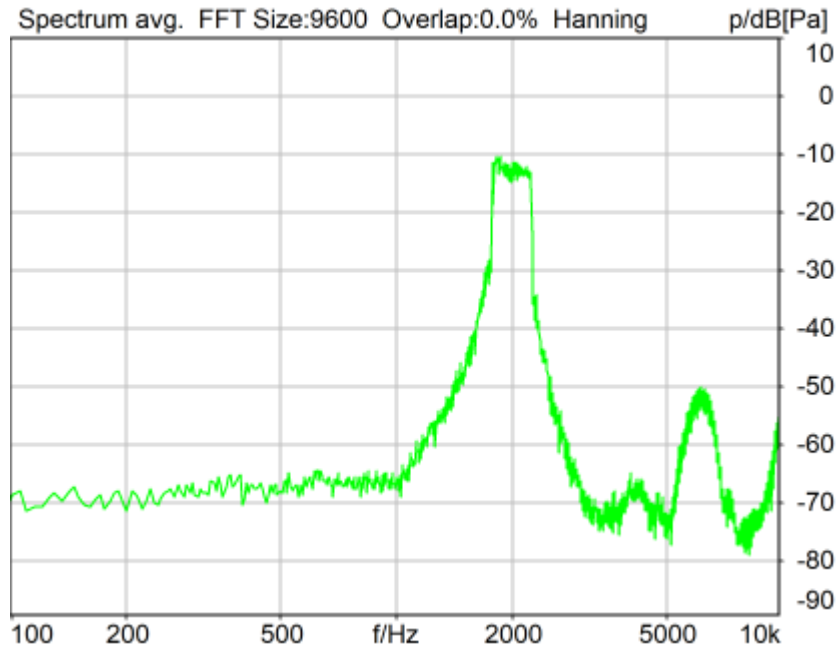
Ok

2024/4/26 14:10 ACQUA 6.0.200

Unmodified HEAD acoustics Measurement Descriptor

5.2 RCV Distortion and Noise - 2000 Hz WB, Index: 1

TIA-5050 (2018-01) \ Measurements \ Wideband \ 5.2 Receive Distortion and Noise 8N



Distortion (Noise) RCV (packed): 23.15 dB (6.96%) Ok

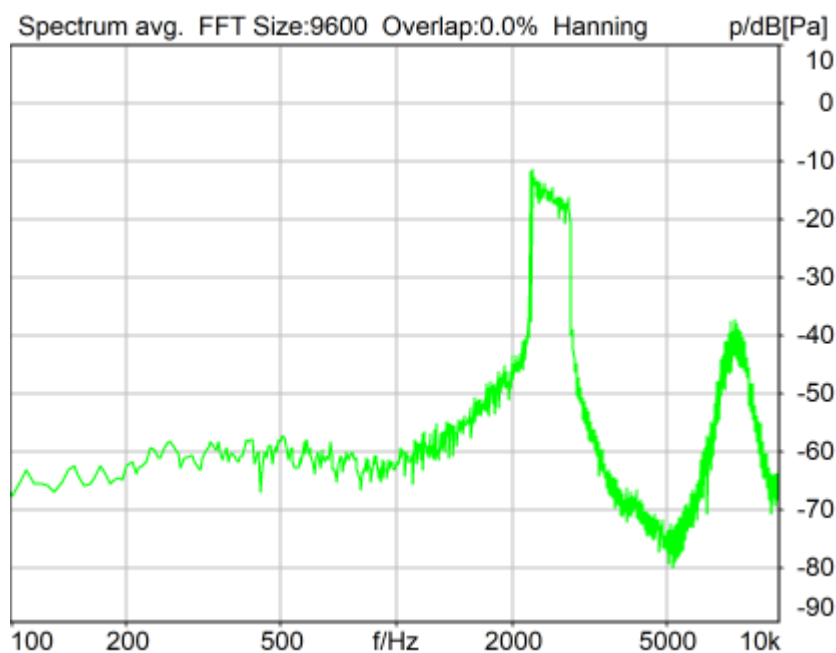
Ok

2024/4/26 14:11 ACQUA 6.0.200

Unmodified HEAD acoustics Measurement Descriptor

5.2 RCV Distortion and Noise - 2500 Hz WB, Index: 1

TIA-5050 (2018-01) \ Measurements \ Wideband \ 5.2 Receive Distortion and Noise 8N



Distortion (Noise) RCV (packed): 21.96 dB (7.98%) Ok

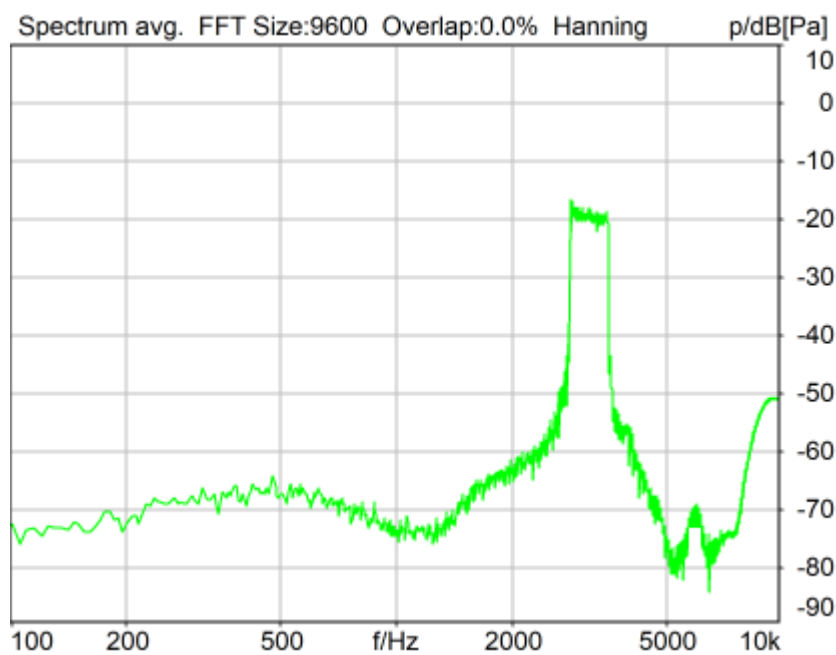
Ok

2024/4/26 14:11 ACQUA 6.0.200

Unmodified HEAD acoustics Measurement Descriptor

5.2 RCV Distortion and Noise - 3150 Hz WB, Index: 1

TIA-5050 (2018-01) \ Measurements \ Wideband \ 5.2 Receive Distortion and Noise 8N



Distortion (Noise) RCV (packed): 27.45 dB (4.24%) Ok

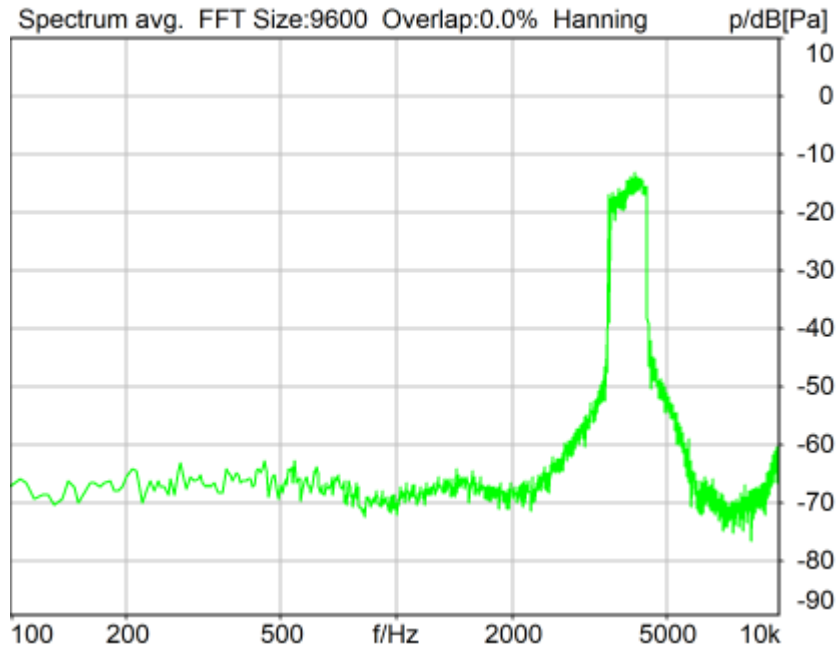
Ok

2024/4/26 14:11 ACQUA 6.0.200

Unmodified HEAD acoustics Measurement Descriptor

5.2 RCV Distortion and Noise - 4000 Hz WB, Index: 1

TIA-5050 (2018-01) \ Measurements \ Wideband \ 5.2 Receive Distortion and Noise 8N



Distortion (Noise) RCV (packed): 25.36 dB (5.40%) Ok

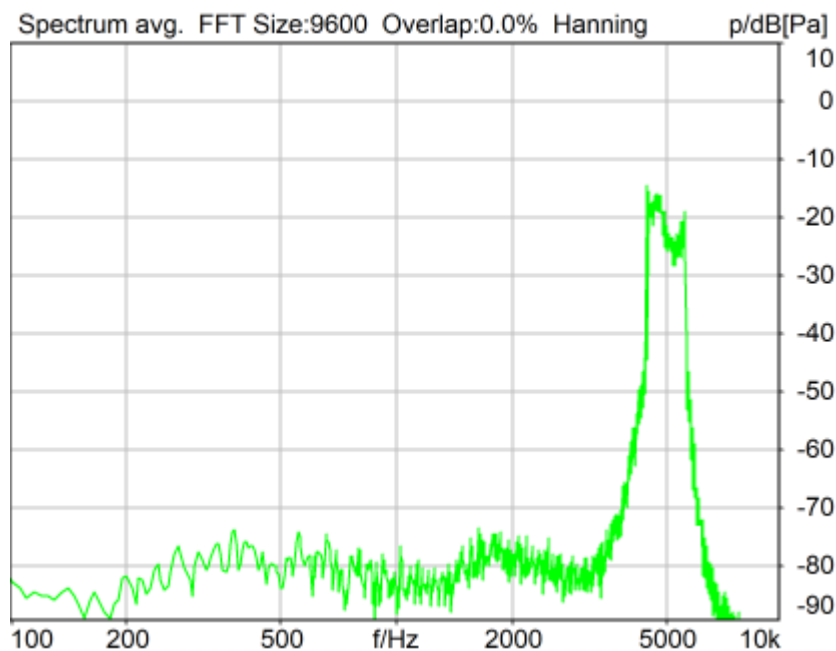
Ok

2024/4/26 14:12 ACQUA 6.0.200

Unmodified HEAD acoustics Measurement Descriptor

5.2 RCV Distortion and Noise - 5000 Hz WB, Index: 1

TIA-5050 (2018-01) \ Measurements \ Wideband \ 5.2 Receive Distortion and Noise 8N



Distortion (Noise) RCV (packed): 33.15 dB (2.20%) Ok

Ok

2024/4/26 14:12 ACQUA 6.0.200

Unmodified HEAD acoustics Measurement Descriptor

Report - Receive Distortion and Noise (Conversational Gain), Index: 1

TIA-5050 (2018-01) \ Measurements \ Wideband \ 5.2 Receive Distortion and Noise 8N

Region	Frequency	SDNR
1	250Hz	32.20 dB
2	315Hz	32.68 dB
3	400Hz	33.45 dB
4	500Hz	30.20 dB
5	630Hz	31.57 dB
6	800Hz	34.40 dB
7	1000Hz	32.06 dB
8	1250Hz	23.10 dB
9	1600Hz	24.67 dB
10	2000Hz	23.15 dB
11	2500Hz	21.96 dB
12	3150Hz	27.45 dB
13	4000Hz	25.36 dB
14	5000Hz	33.15 dB

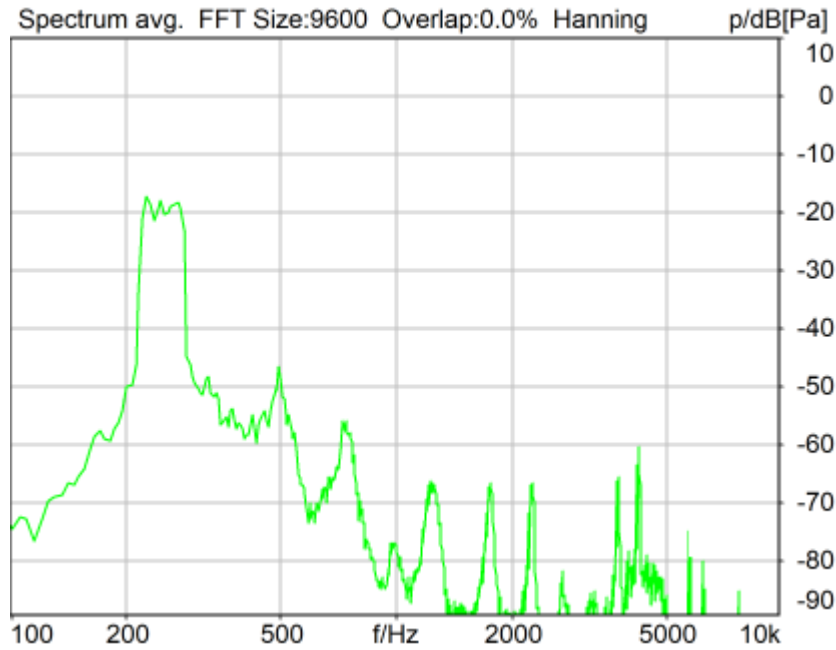
All SDNRs were greater than 20.0 dB, requirement was met.

Smallest SDNR was 21.96dB at 2500Hz.

2024/4/26 14:12 ACQUA

5.2 RCV Distortion and Noise - 250 Hz WB, Index: 1

TIA-5050 (2018-01) \ Measurements \ Wideband \ 5.2 Receive Distortion and Noise 2N



Distortion (Noise) RCV (packed): 30.93 dB (2.84%) Ok

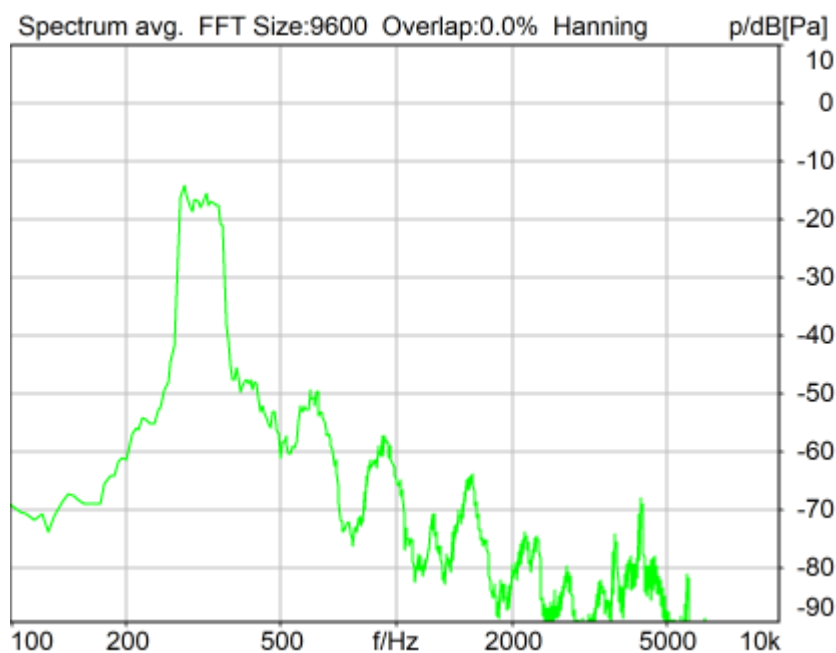
Ok

2024/4/26 14:29 ACQUA 6.0.200

Unmodified HEAD acoustics Measurement Descriptor

5.2 RCV Distortion and Noise - 315 Hz WB, Index: 1

TIA-5050 (2018-01) \ Measurements \ Wideband \ 5.2 Receive Distortion and Noise 2N



Distortion (Noise) RCV (packed): 32.04 dB (2.50%) Ok

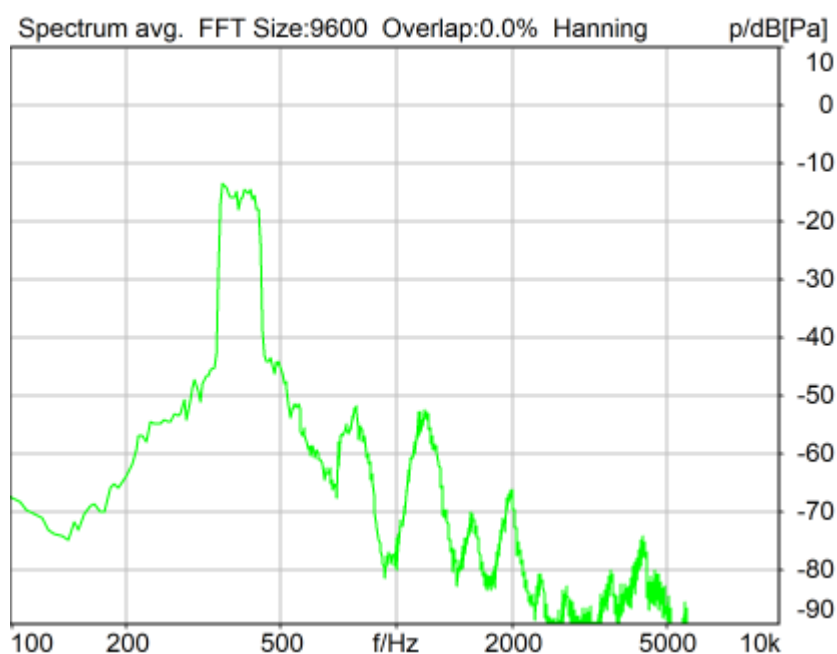
Ok

2024/4/26 14:29 ACQUA 6.0.200

Unmodified HEAD acoustics Measurement Descriptor

5.2 RCV Distortion and Noise - 400 Hz WB, Index: 1

TIA-5050 (2018-01) \ Measurements \ Wideband \ 5.2 Receive Distortion and Noise 2N



Distortion (Noise) RCV (packed): 31.88 dB (2.55%) Ok

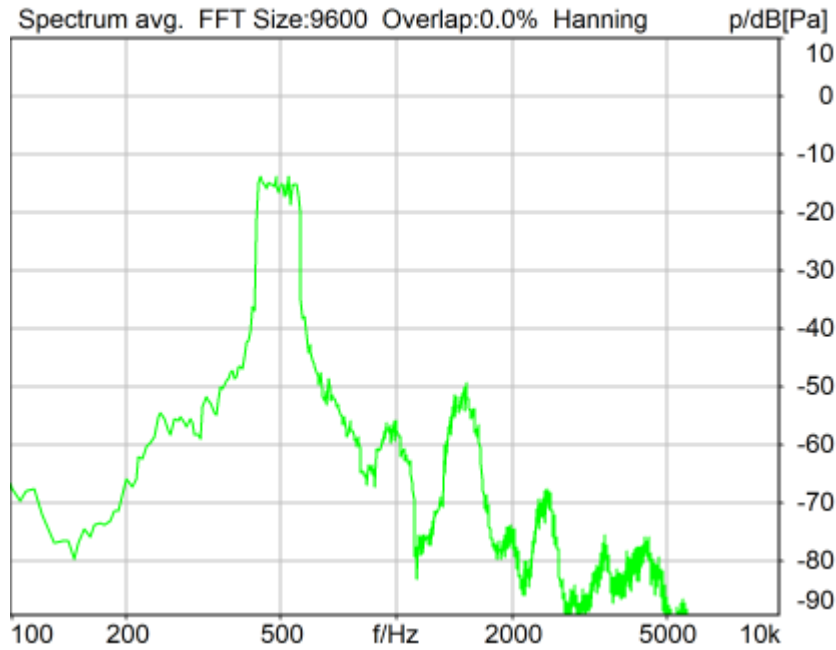
Ok

2024/4/26 14:30 ACQUA 6.0.200

Unmodified HEAD acoustics Measurement Descriptor

5.2 RCV Distortion and Noise - 500 Hz WB, Index: 1

TIA-5050 (2018-01) \ Measurements \ Wideband \ 5.2 Receive Distortion and Noise 2N



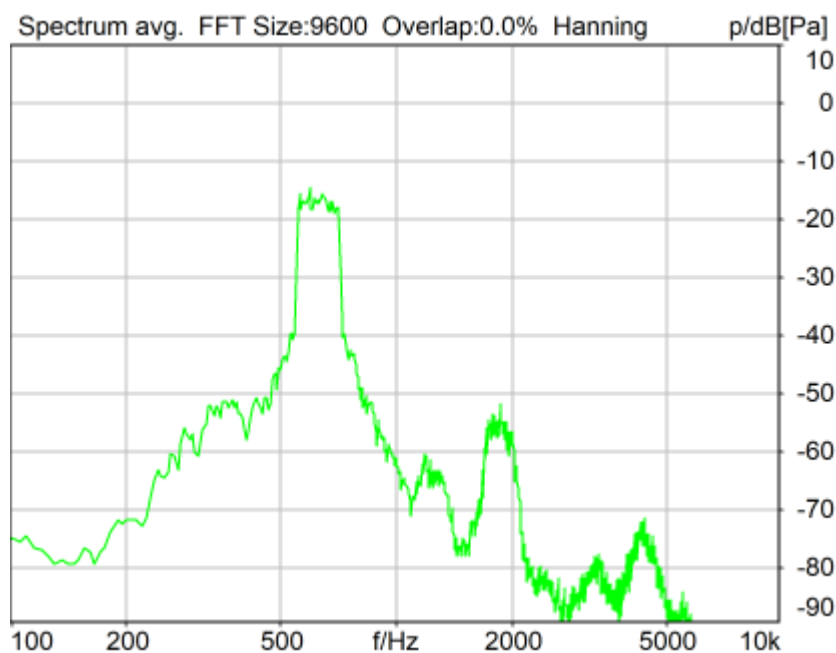
Distortion (Noise) RCV (packed): 30.52 dB (2.98%) Ok

Ok

2024/4/26 14:30 ACQUA 6.0.200
Unmodified HEAD acoustics Measurement Descriptor

5.2 RCV Distortion and Noise - 630 Hz WB, Index: 1

TIA-5050 (2018-01) \ Measurements \ Wideband \ 5.2 Receive Distortion and Noise 2N



Distortion (Noise) RCV (packed): 28.63 dB (3.70%) Ok

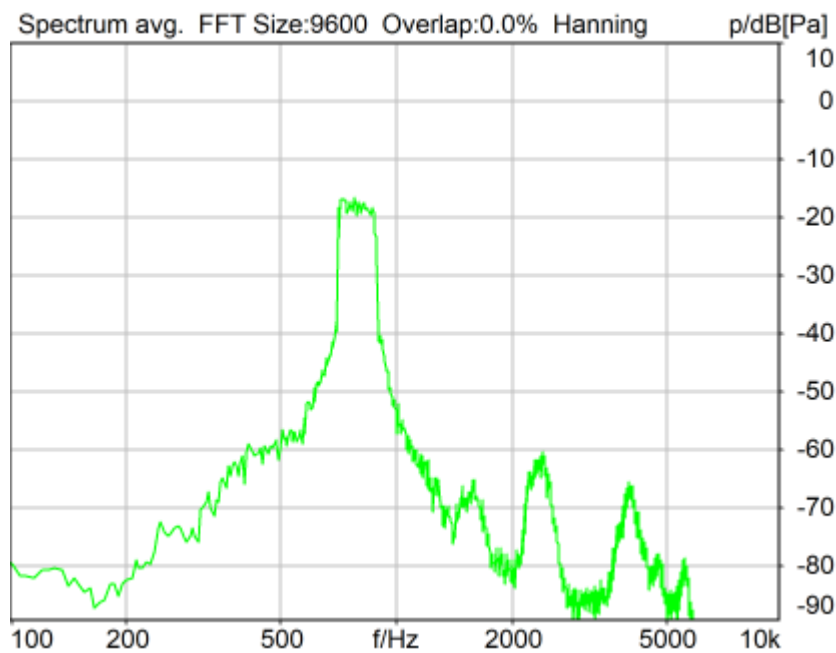
Ok

2024/4/26 14:31 ACQUA 6.0.200

Unmodified HEAD acoustics Measurement Descriptor

5.2 RCV Distortion and Noise - 800 Hz WB, Index: 1

TIA-5050 (2018-01) \ Measurements \ Wideband \ 5.2 Receive Distortion and Noise 2N



Distortion (Noise) RCV (packed): 30.20 dB (3.09%) Ok

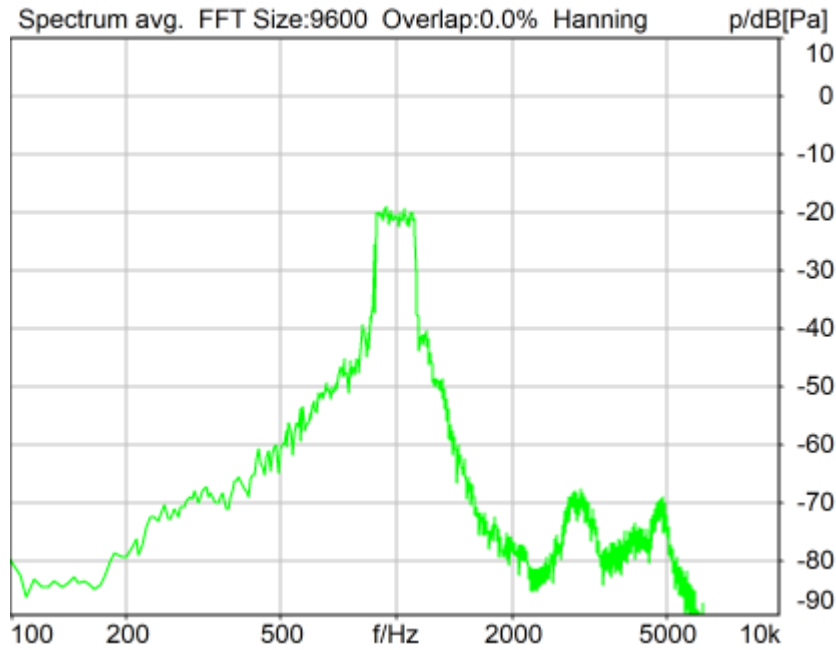
Ok

2024/4/26 14:31 ACQUA 6.0.200

Unmodified HEAD acoustics Measurement Descriptor

5.2 RCV Distortion and Noise - 1000 Hz WB, Index: 1

TIA-5050 (2018-01) \ Measurements \ Wideband \ 5.2 Receive Distortion and Noise 2N



Distortion (Noise) RCV (packed): 22.66 dB (7.36%) Ok

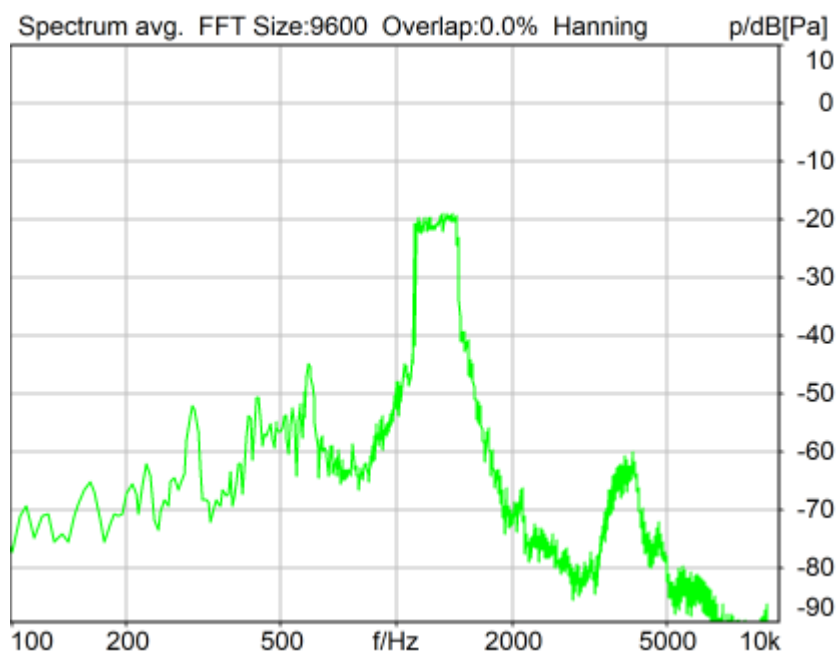
Ok

2024/4/26 14:31 ACQUA 6.0.200

Unmodified HEAD acoustics Measurement Descriptor

5.2 RCV Distortion and Noise - 1250 Hz WB, Index: 1

TIA-5050 (2018-01) \ Measurements \ Wideband \ 5.2 Receive Distortion and Noise 2N



Distortion (Noise) RCV (packed): 22.46 dB (7.53%) Ok

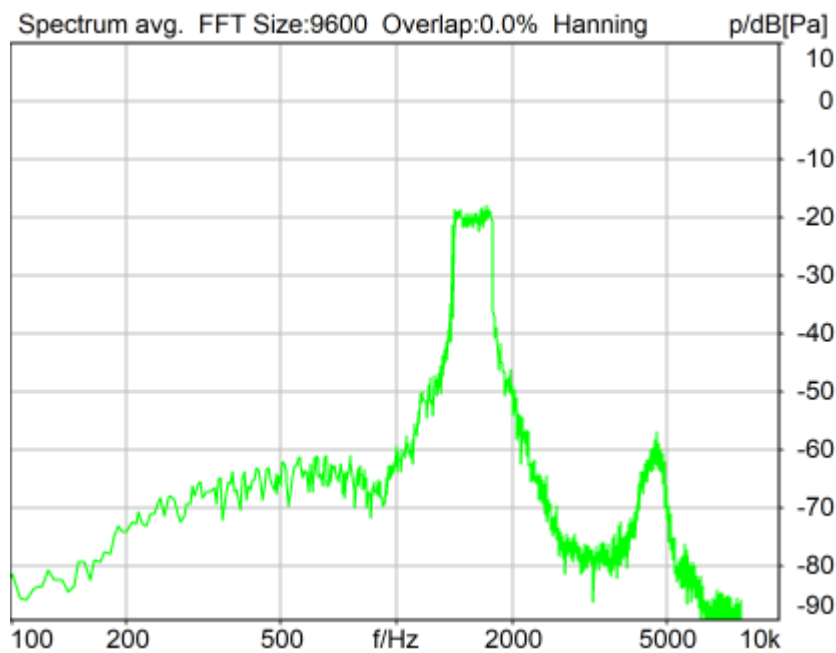
Ok

2024/4/26 15:44 ACQUA 6.0.200

Unmodified HEAD acoustics Measurement Descriptor

5.2 RCV Distortion and Noise - 1600 Hz WB, Index: 1

TIA-5050 (2018-01) \ Measurements \ Wideband \ 5.2 Receive Distortion and Noise 2N



Distortion (Noise) RCV (packed): 24.49 dB (5.96%) Ok

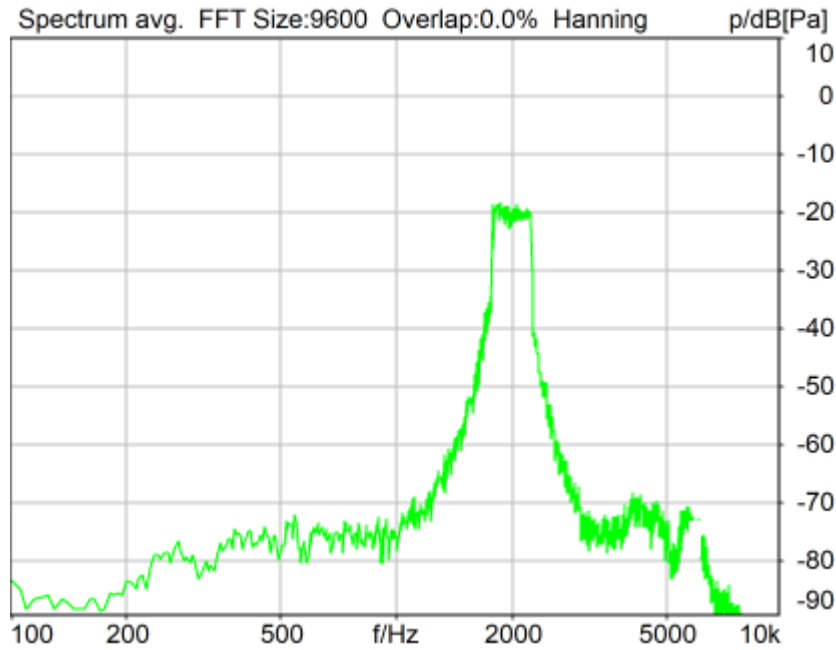
Ok

2024/4/26 15:44 ACQUA 6.0.200

Unmodified HEAD acoustics Measurement Descriptor

5.2 RCV Distortion and Noise - 2000 Hz WB, Index: 1

TIA-5050 (2018-01) \ Measurements \ Wideband \ 5.2 Receive Distortion and Noise 2N



Distortion (Noise) RCV (packed): 23.04 dB (7.04%) Ok

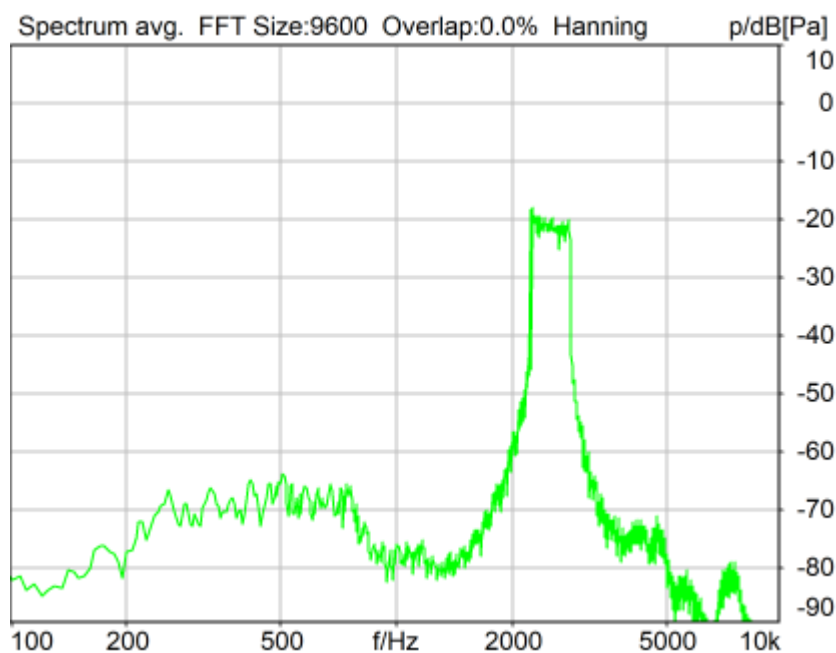
Ok

2024/4/26 15:45 ACQUA 6.0.200

Unmodified HEAD acoustics Measurement Descriptor

5.2 RCV Distortion and Noise - 2500 Hz WB, Index: 1

TIA-5050 (2018-01) \ Measurements \ Wideband \ 5.2 Receive Distortion and Noise 2N



Distortion (Noise) RCV (packed): 30.49 dB (2.99%) Ok

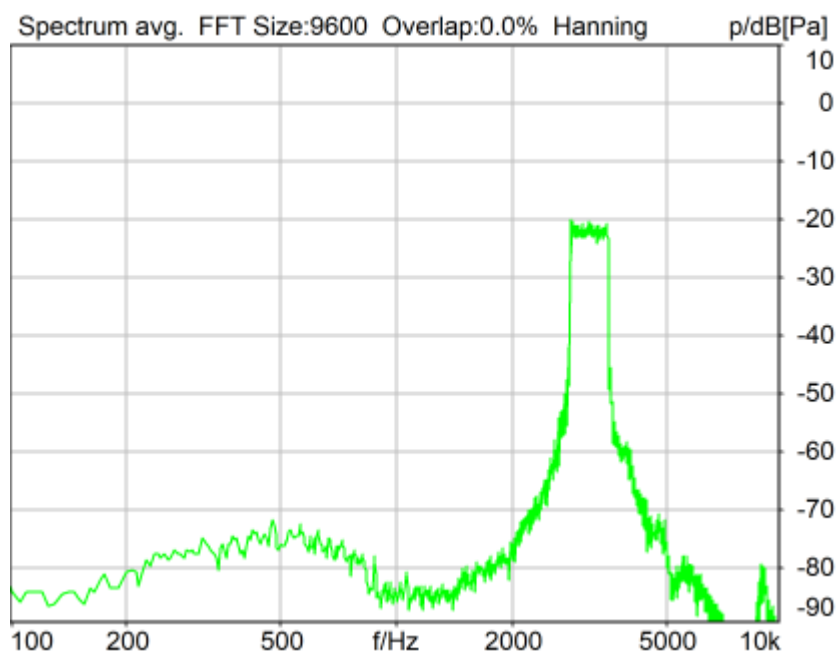
Ok

2024/4/26 15:45 ACQUA 6.0.200

Unmodified HEAD acoustics Measurement Descriptor

5.2 RCV Distortion and Noise - 3150 Hz WB, Index: 1

TIA-5050 (2018-01) \ Measurements \ Wideband \ 5.2 Receive Distortion and Noise 2N



Distortion (Noise) RCV (packed): 32.56 dB (2.35%) Ok

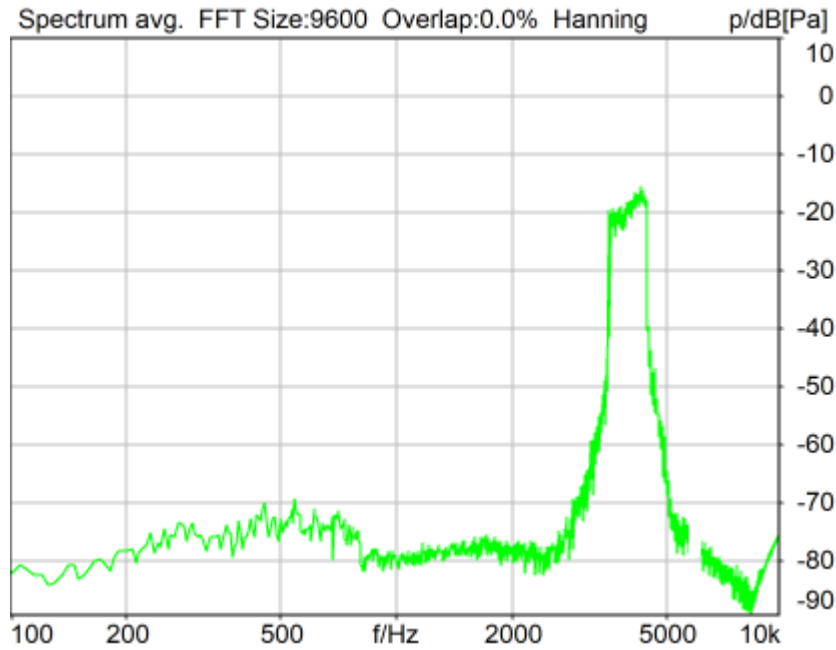
Ok

2024/4/26 15:46 ACQUA 6.0.200

Unmodified HEAD acoustics Measurement Descriptor

5.2 RCV Distortion and Noise - 4000 Hz WB, Index: 1

TIA-5050 (2018-01) \ Measurements \ Wideband \ 5.2 Receive Distortion and Noise 2N



Distortion (Noise) RCV (packed): 31.56 dB (2.64%) Ok

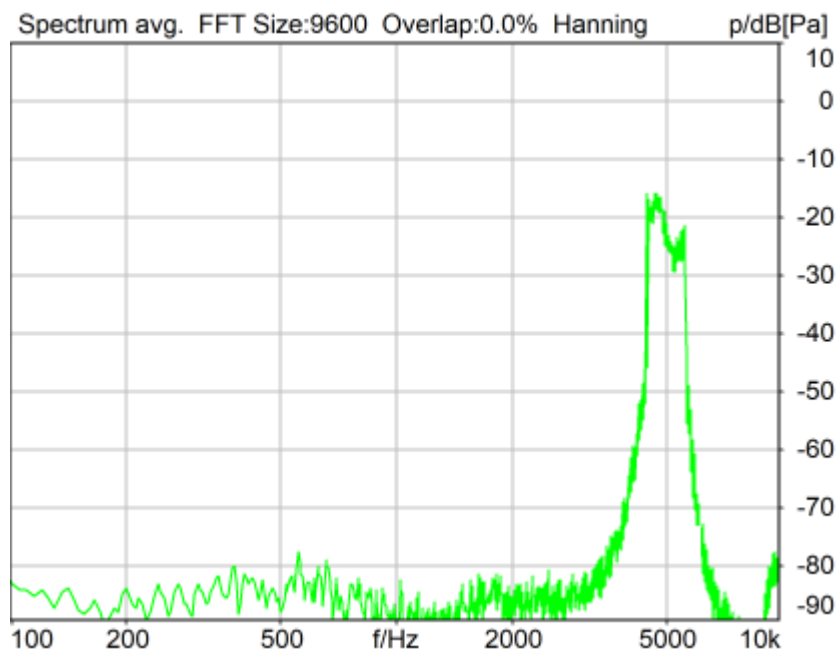
Ok

2024/4/26 15:46 ACQUA 6.0.200

Unmodified HEAD acoustics Measurement Descriptor

5.2 RCV Distortion and Noise - 5000 Hz WB, Index: 1

TIA-5050 (2018-01) \ Measurements \ Wideband \ 5.2 Receive Distortion and Noise 2N



Distortion (Noise) RCV (packed): 34.84 dB (1.81%) Ok

Ok

2024/4/26 15:46 ACQUA 6.0.200

Unmodified HEAD acoustics Measurement Descriptor

Report - Receive Distortion and Noise (Conversational Gain), Index:

1

TIA-5050 (2018-01) \ Measurements \ Wideband \ 5.2 Receive Distortion and Noise 2N

Region	Frequency	SDNR
1	250Hz	30.93 dB
2	315Hz	32.04 dB
3	400Hz	31.88 dB
4	500Hz	30.52 dB
5	630Hz	28.63 dB
6	800Hz	30.20 dB
7	1000Hz	22.66 dB
8	1250Hz	22.46 dB
9	1600Hz	24.49 dB
10	2000Hz	23.04 dB
11	2500Hz	30.49 dB
12	3150Hz	32.56 dB
13	4000Hz	31.56 dB
14	5000Hz	34.84 dB

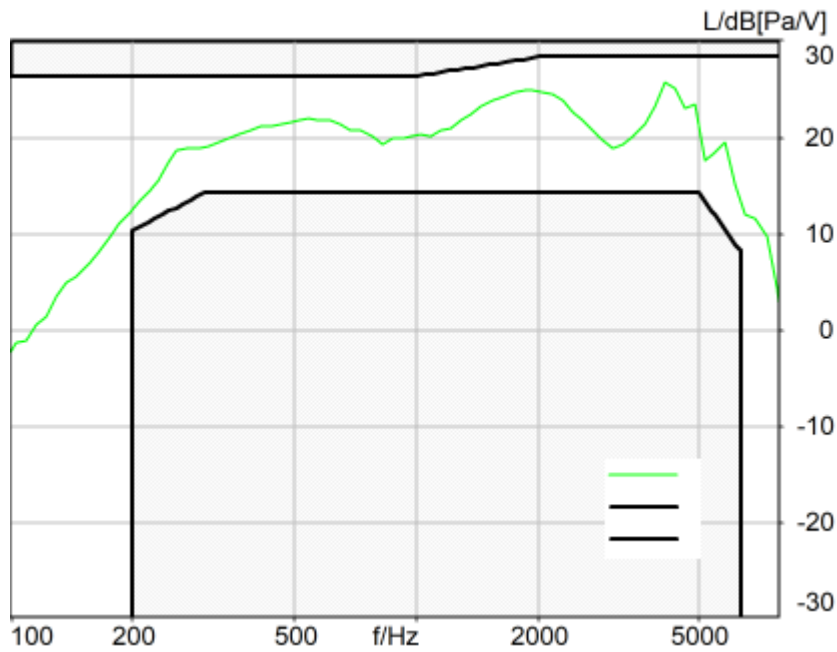
All SDNRs were greater than 20.0 dB, requirement was met.

Smallest SDNR was 22.46dB at 1250Hz.

2024/4/26 15:46 ACQUA

5.3 Frequency Response 8N FF, Index: 1

TIA-5050 (2018-01) \ Measurements \ Wideband



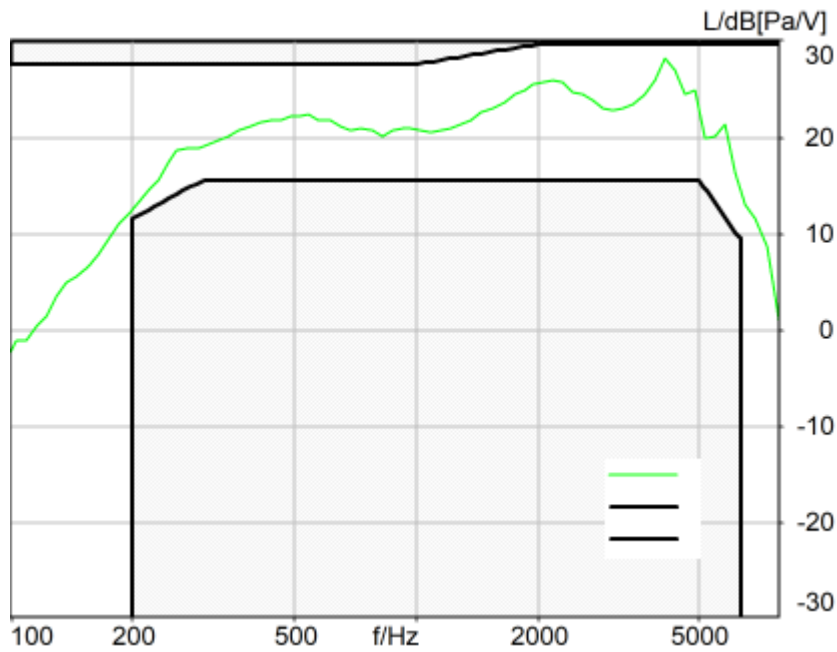
Absolute minimal distance
2.61 dB at 4119.5 Hz Ok

Ok

2024/4/26 14:13 ACQUA 6.0.200
Unmodified HEAD acoustics Measurement Descriptor

5.3 Frequency Response 8N DF, Index: 1

TIA-5050 (2018-01) \ Measurements \ Wideband



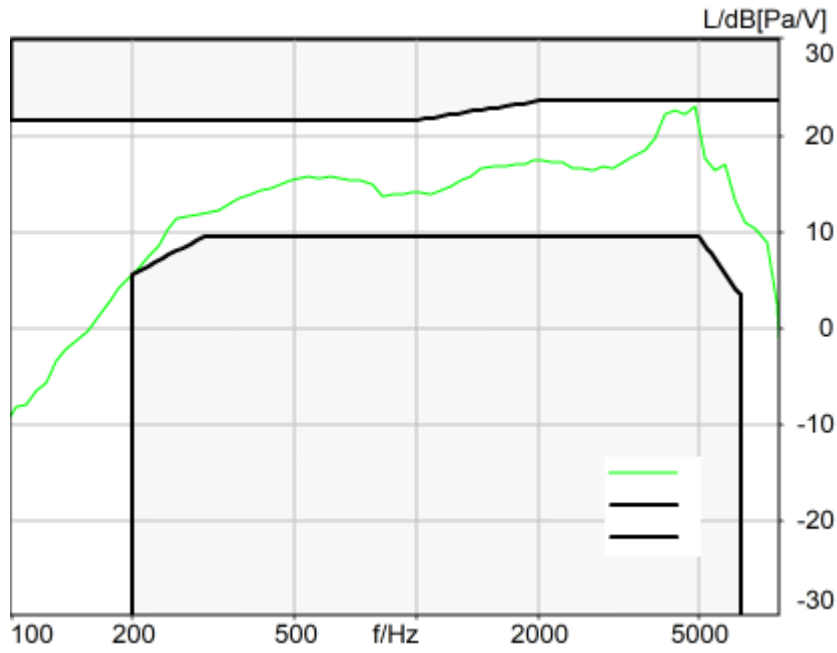
Absolute minimal distance
1.39 dB at 4119.5 Hz Ok

Ok

2024/4/26 14:13 ACQUA 6.0.200
Unmodified HEAD acoustics Measurement Descriptor

5.3 Frequency Response 2N FF, Index: 3

TIA-5050 (2018-01) \ Measurements \ Wideband



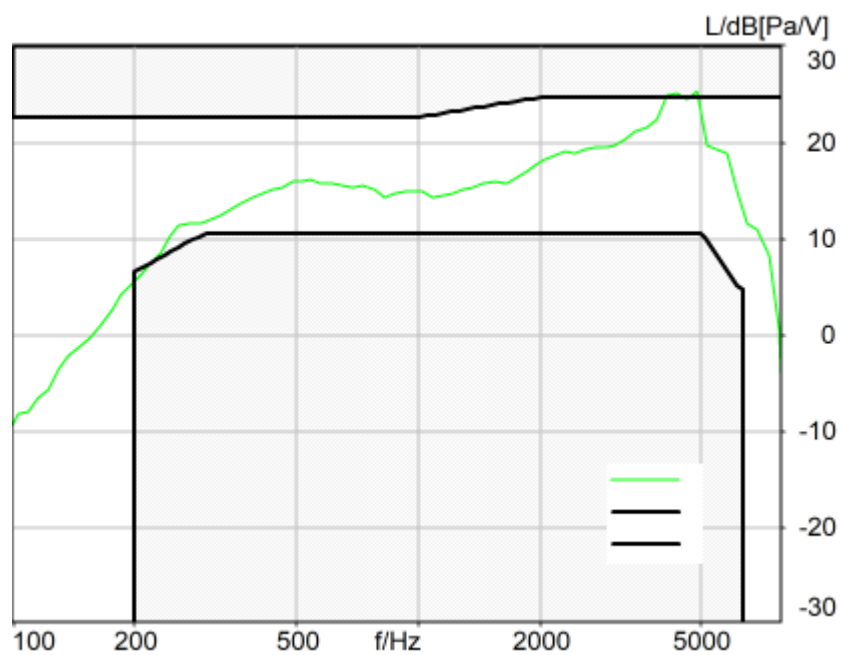
Absolute minimal distance
0.45 dB at 4870.0 Hz Ok

Ok

2024/4/26 15:53 ACQUA 6.0.200
Unmodified HEAD acoustics Measurement Descriptor

5.3 Frequency Response 2N DF, Index: 3

TIA-5050 (2018-01) \ Measurements \ Wideband



Absolute minimal distance
-0.69 dB at 4870.0 Hz Not Ok

Not Ok

2024/4/26 15:54 ACQUA 6.0.200
Unmodified HEAD acoustics Measurement Descriptor

Measurement Protocol

Measurement Object	FR1 n7_20_DFT-s-OFDM_EVS NB 24.4kbps_CH507000
Description	HMD_TA_1600#Tomcat

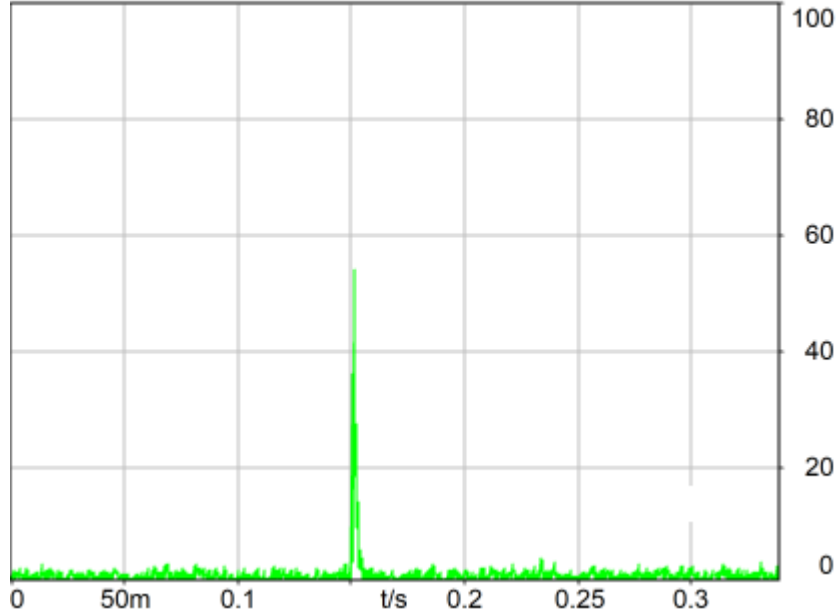
Project	TIA-5050 (2018-01)
Report Generation Date	2024/5/22 13:00
Responsible Person	audio

Overall Receive Delay NB, Index: 1	3
5.1a Receive Volume Control Performance 8N NB, Index: 1	3
5.1b Receive Volume Control Performance 2N NB, Index: 1	4
5.2 RCV Distortion and Noise - 400 Hz NB, Index: 1	5
5.2 RCV Distortion and Noise - 500 Hz NB, Index: 1	6
5.2 RCV Distortion and Noise - 630 Hz NB, Index: 1	7
5.2 RCV Distortion and Noise - 800 Hz NB, Index: 1	7
5.2 RCV Distortion and Noise - 1000 Hz NB, Index: 1	8
5.2 RCV Distortion and Noise - 1250 Hz NB, Index: 1	9
5.2 RCV Distortion and Noise - 1600 Hz NB, Index: 1	9
5.2 RCV Distortion and Noise - 2000 Hz NB, Index: 1	10
5.2 RCV Distortion and Noise - 2500 Hz NB, Index: 1	11
5.2 RCV Distortion and Noise - 3150 Hz NB, Index: 1	11
Report - Receive Distortion and Noise (Conversational Gain), Index: 1	12
5.2 RCV Distortion and Noise - 400 Hz NB, Index: 1	13
5.2 RCV Distortion and Noise - 500 Hz NB, Index: 1	13
5.2 RCV Distortion and Noise - 630 Hz NB, Index: 1	14
5.2 RCV Distortion and Noise - 800 Hz NB, Index: 1	15
5.2 RCV Distortion and Noise - 1000 Hz NB, Index: 1	15
5.2 RCV Distortion and Noise - 1250 Hz NB, Index: 1	16
5.2 RCV Distortion and Noise - 1600 Hz NB, Index: 1	17
5.2 RCV Distortion and Noise - 2000 Hz NB, Index: 1	17
5.2 RCV Distortion and Noise - 2500 Hz NB, Index: 1	18
5.2 RCV Distortion and Noise - 3150 Hz NB, Index: 1	19
Report - Receive Distortion and Noise (Conversational Gain), Index: 1	19
5.3 Frequency Response 8N FF HANB, Index: 1	20
5.3 Frequency Response 8N DF HANB, Index: 1	21
5.3 Frequency Response 2N FF HANB, Index: 1	21
5.3 Frequency Response 2N DF HANB, Index: 1	22

Overall Receive Delay NB, Index: 1

TIA-5050 (2018-01) \ Measurements \ Narrowband \ Preparation - Delay measurement

Cross correlation avg. FFT Size:131072 Overlap:0.0% Envelope %



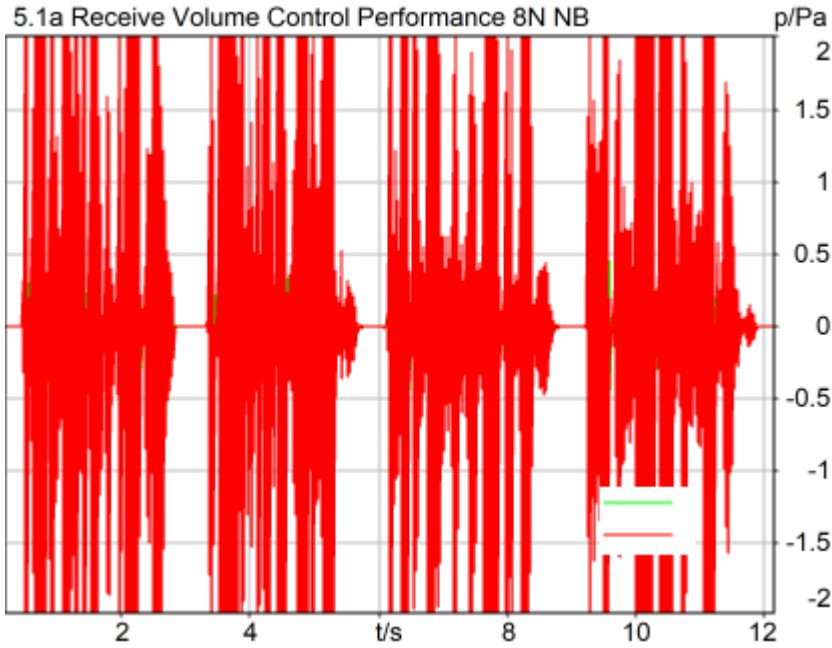
Channel	Delay
RCV*Source	151.4 ms

2024/4/26 15:56 ACQUA 6.0.200

Unmodified HEAD acoustics Measurement Descriptor

5.1a Receive Volume Control Performance 8N NB, Index: 1

TIA-5050 (2018-01) \ Measurements \ Narrowband



Correction

X - 70

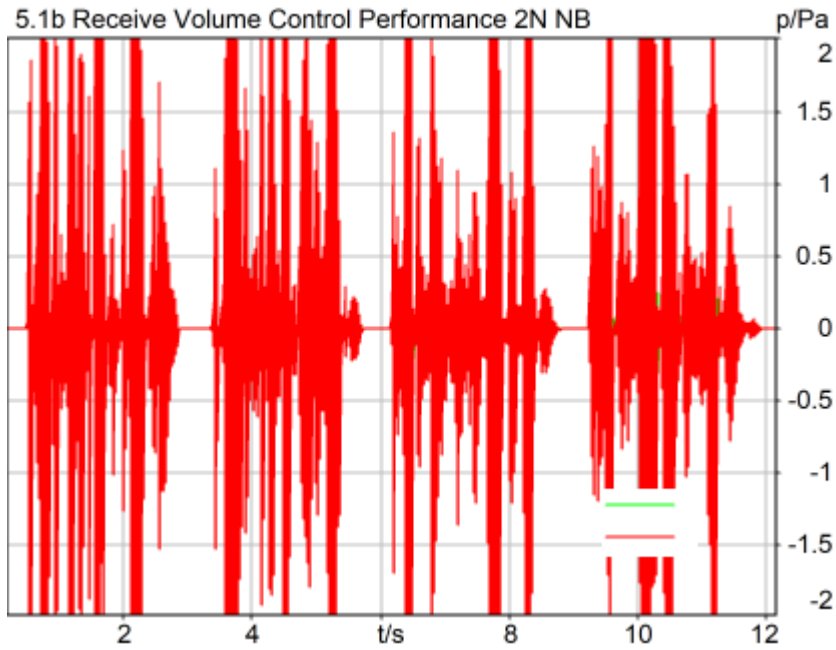
Channel	Speech level	Activity	Corrected speech level	
RCV	93.64 dB[SPL]	80.44%	23.64 dB[SPL]	Ok

Ok

2024/4/26 16:02 ACQUA 6.0.200

5.1b Receive Volume Control Performance 2N NB, Index: 1

TIA-5050 (2018-01) \ Measurements \ Narrowband



Correction

X - 70

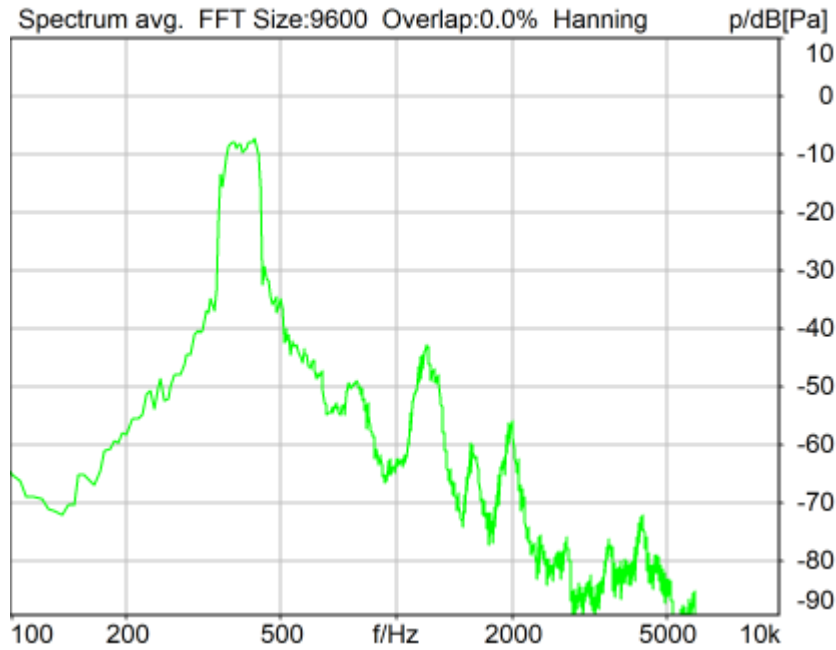
Channel	Speech level	Activity	Corrected speech level	
RCV	87.59 dB[SPL]	80.19%	17.59 dB[SPL]	Ok

Ok

2024/4/26 15:56 ACQUA 6.0.200

5.2 RCV Distortion and Noise - 400 Hz NB, Index: 1

TIA-5050 (2018-01) \ Measurements \ Narrowband \ 5.2 Receive Distortion and Noise 8N



Distortion (Noise) RCV (packed): 29.90 dB (3.20%) Ok

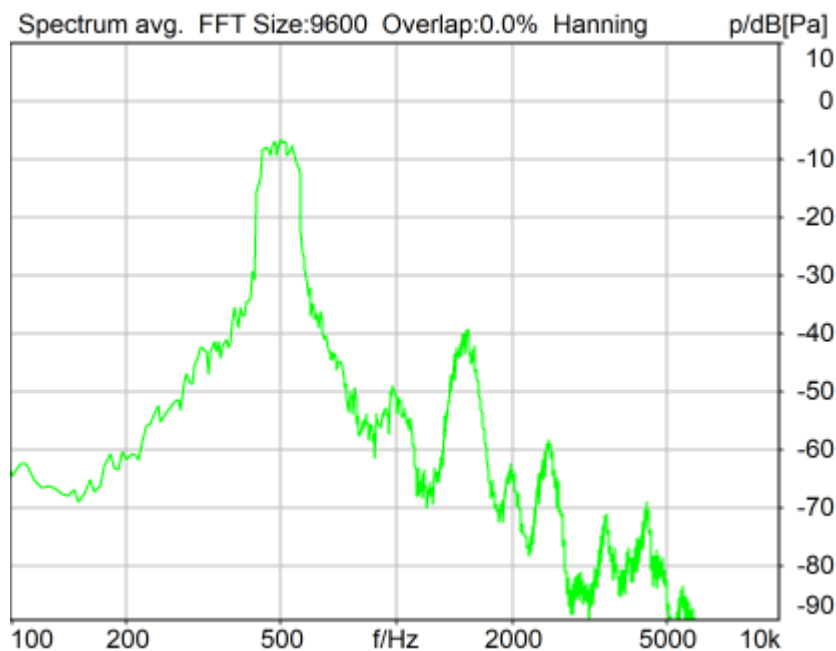
Ok

2024/4/26 16:03 ACQUA 6.0.200

Unmodified HEAD acoustics Measurement Descriptor

5.2 RCV Distortion and Noise - 500 Hz NB, Index: 1

TIA-5050 (2018-01) \ Measurements \ Narrowband \ 5.2 Receive Distortion and Noise 8N



Distortion (Noise) RCV (packed): 27.91 dB (4.02%) Ok

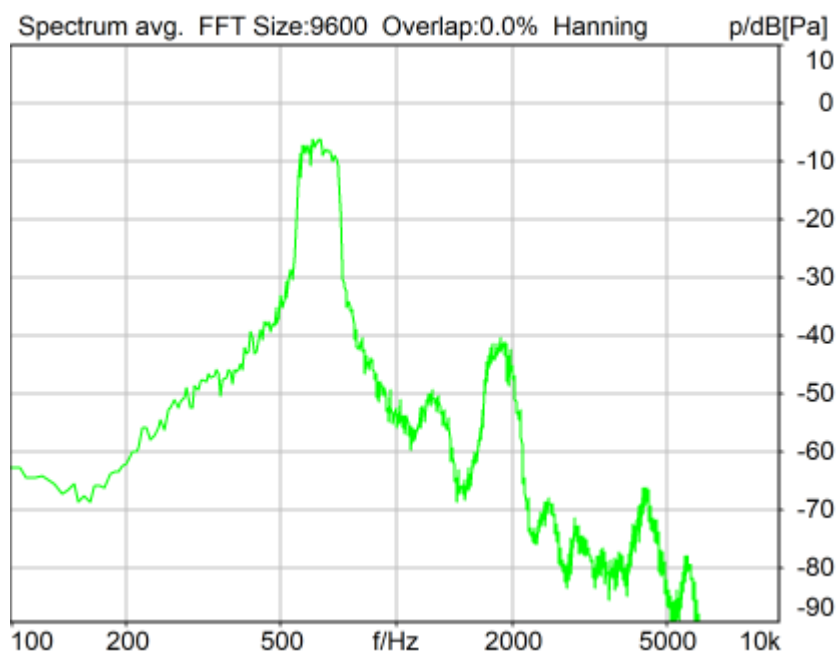
Ok

2024/4/26 16:03 ACQUA 6.0.200

Unmodified HEAD acoustics Measurement Descriptor

5.2 RCV Distortion and Noise - 630 Hz NB, Index: 1

TIA-5050 (2018-01) \ Measurements \ Narrowband \ 5.2 Receive Distortion and Noise 8N



Distortion (Noise) RCV (packed): 27.43 dB (4.25%) Ok

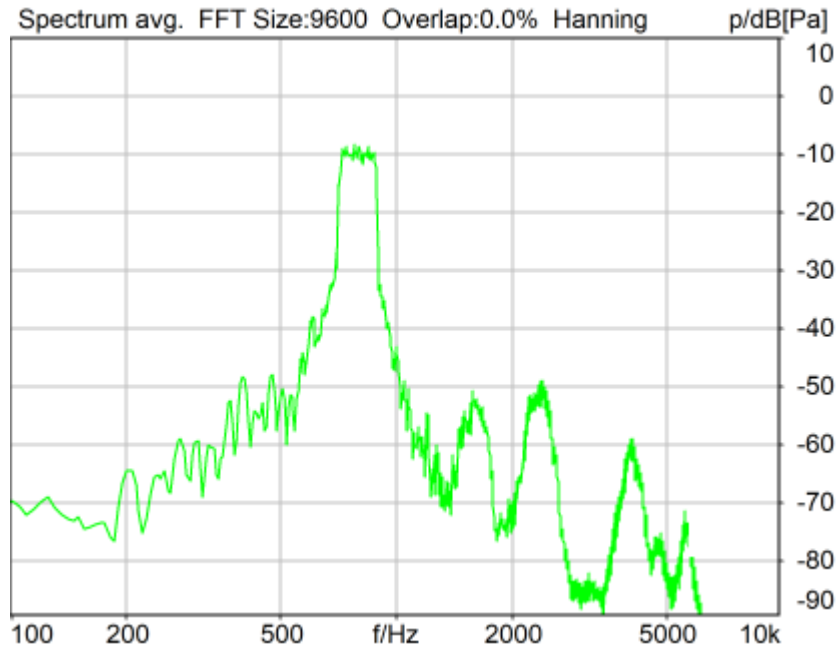
Ok

2024/4/26 16:03 ACQUA 6.0.200

Unmodified HEAD acoustics Measurement Descriptor

5.2 RCV Distortion and Noise - 800 Hz NB, Index: 1

TIA-5050 (2018-01) \ Measurements \ Narrowband \ 5.2 Receive Distortion and Noise 8N



Distortion (Noise) RCV (packed): 29.54 dB (3.33%) Ok

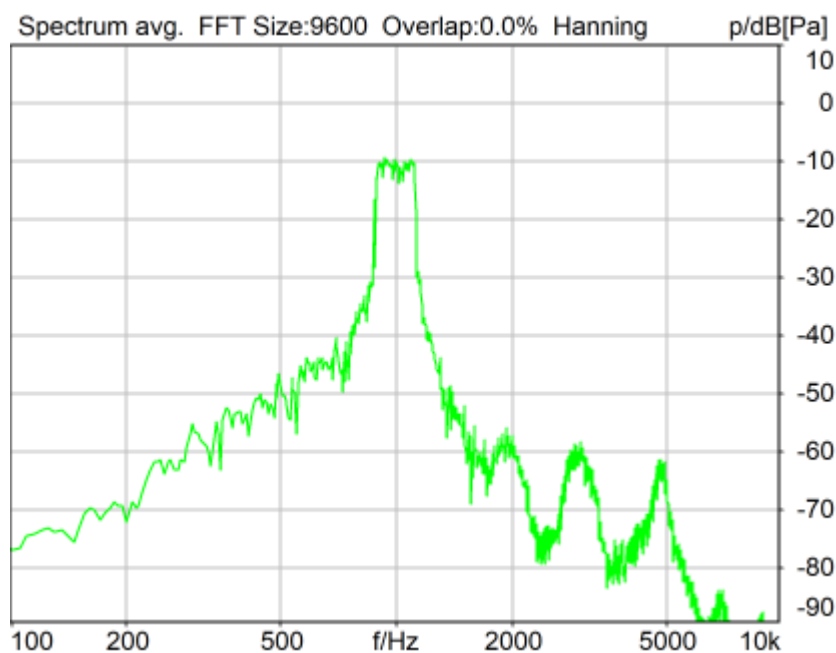
Ok

2024/4/26 16:04 ACQUA 6.0.200

Unmodified HEAD acoustics Measurement Descriptor

5.2 RCV Distortion and Noise - 1000 Hz NB, Index: 1

TIA-5050 (2018-01) \ Measurements \ Narrowband \ 5.2 Receive Distortion and Noise 8N



Distortion (Noise) RCV (packed): 26.75 dB (4.59%) Ok

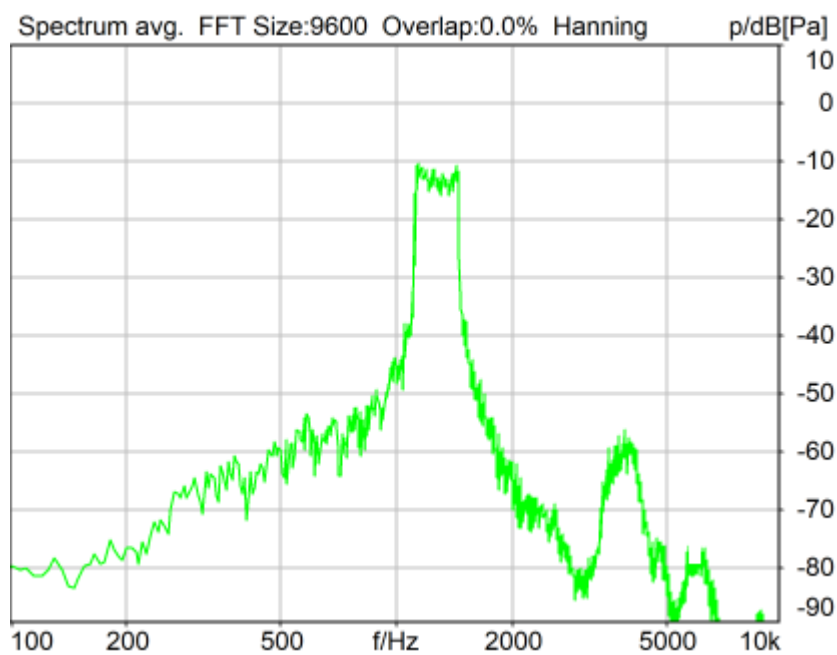
Ok

2024/4/26 16:04 ACQUA 6.0.200

Unmodified HEAD acoustics Measurement Descriptor

5.2 RCV Distortion and Noise - 1250 Hz NB, Index: 1

TIA-5050 (2018-01) \ Measurements \ Narrowband \ 5.2 Receive Distortion and Noise 8N



Distortion (Noise) RCV (packed): 26.40 dB (4.79%) Ok

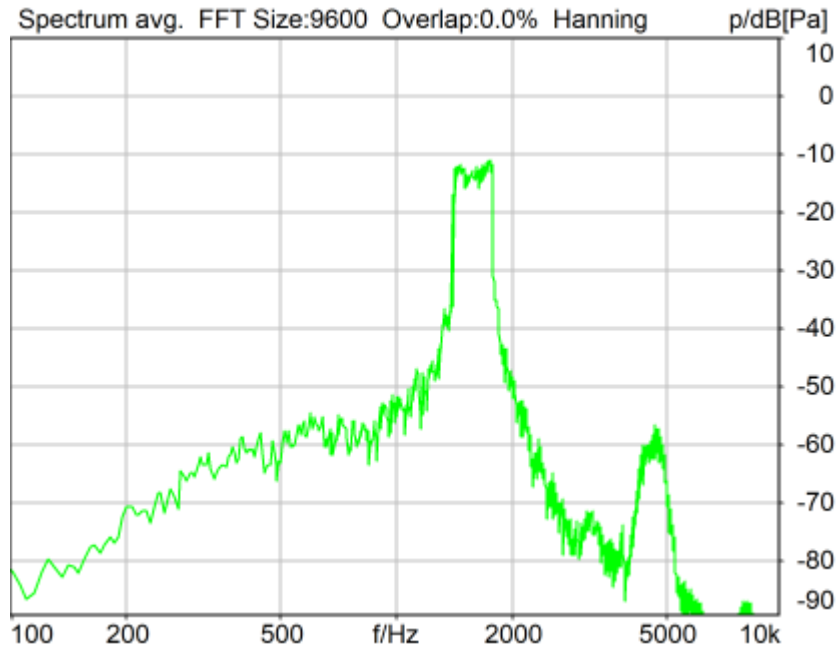
Ok

2024/4/26 16:05 ACQUA 6.0.200

Unmodified HEAD acoustics Measurement Descriptor

5.2 RCV Distortion and Noise - 1600 Hz NB, Index: 1

TIA-5050 (2018-01) \ Measurements \ Narrowband \ 5.2 Receive Distortion and Noise 8N



Distortion (Noise) RCV (packed): 28.05 dB (3.96%) Ok

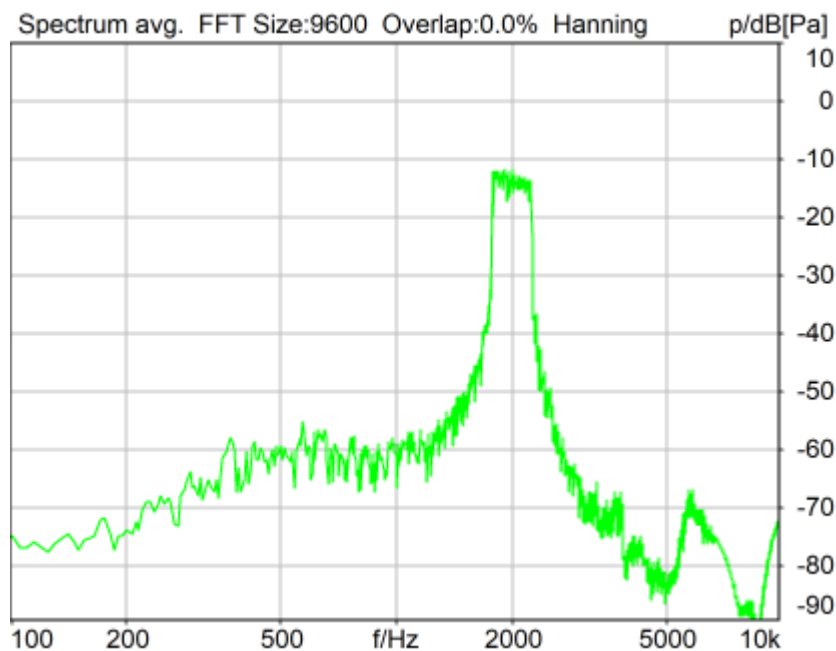
Ok

2024/4/26 16:05 ACQUA 6.0.200

Unmodified HEAD acoustics Measurement Descriptor

5.2 RCV Distortion and Noise - 2000 Hz NB, Index: 1

TIA-5050 (2018-01) \ Measurements \ Narrowband \ 5.2 Receive Distortion and Noise 8N



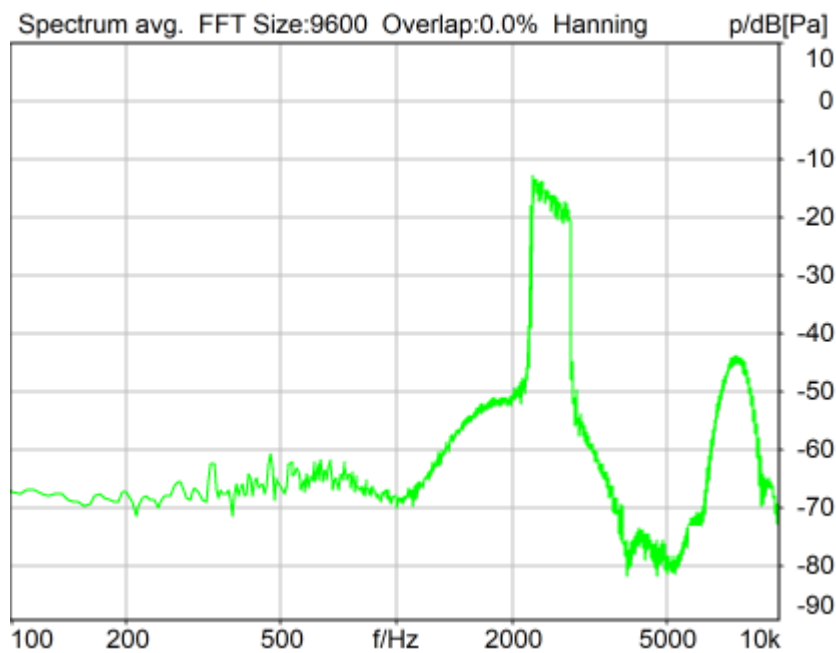
Distortion (Noise) RCV (packed): 28.30 dB (3.85%) Ok

Ok

2024/4/26 16:05 ACQUA 6.0.200
Unmodified HEAD acoustics Measurement Descriptor

5.2 RCV Distortion and Noise - 2500 Hz NB, Index: 1

TIA-5050 (2018-01) \ Measurements \ Narrowband \ 5.2 Receive Distortion and Noise 8N



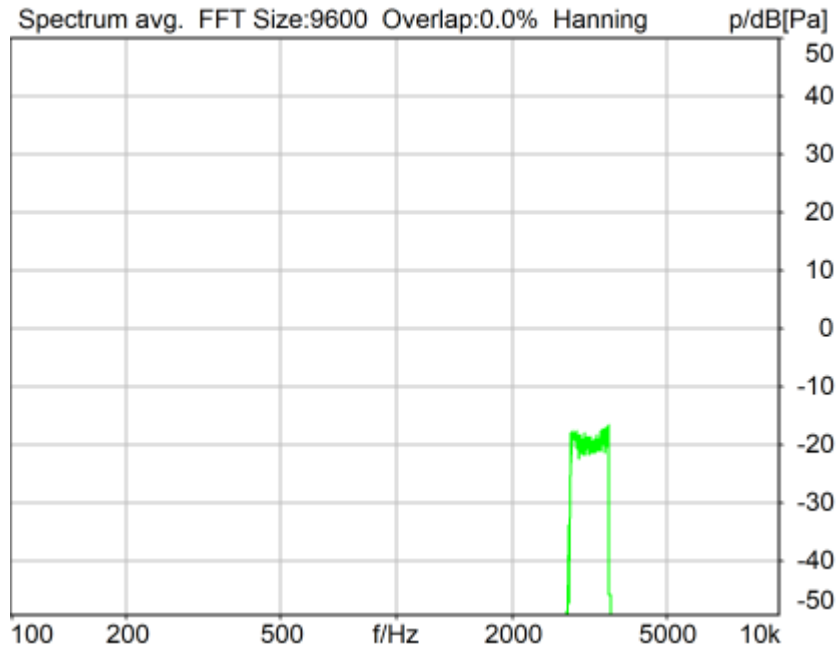
Distortion (Noise) RCV (packed): 24.66 dB (5.85%) Ok

Ok

2024/4/26 16:06 ACQUA 6.0.200
Unmodified HEAD acoustics Measurement Descriptor

5.2 RCV Distortion and Noise - 3150 Hz NB, Index: 1

TIA-5050 (2018-01) \ Measurements \ Narrowband \ 5.2 Receive Distortion and Noise 8N



Distortion (Noise) RCV (packed): 28.35 dB (3.82%) Ok

Ok

2024/4/26 16:06 ACQUA 6.0.200

Unmodified HEAD acoustics Measurement Descriptor

Report - Receive Distortion and Noise (Conversational Gain), Index:

1

TIA-5050 (2018-01) \ Measurements \ Narrowband \ 5.2 Receive Distortion and Noise 8N

Region	Frequency	SDNR
1	400Hz	29.90 dB
2	500Hz	27.91 dB
3	630Hz	27.43 dB
4	800Hz	29.54 dB
5	1000Hz	26.75 dB
6	1250Hz	26.40 dB
7	1600Hz	28.05 dB
8	2000Hz	28.30 dB
9	2500Hz	24.66 dB
10	3150Hz	28.35 dB

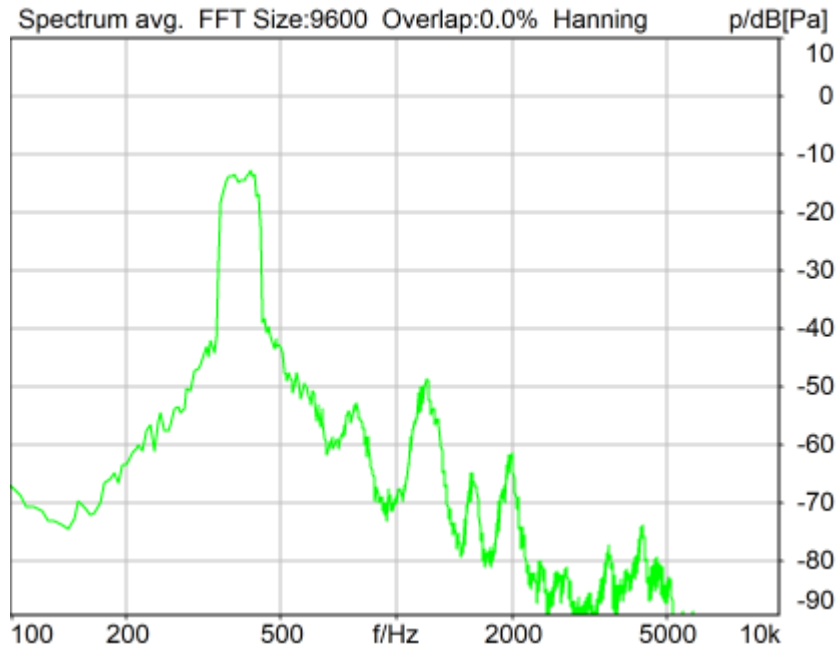
All SDNRs were greater than 20.0 dB, requirement was met.

Smallest SDNR was 24.66dB at 2500Hz.

2024/4/26 16:06 ACQUA

5.2 RCV Distortion and Noise - 400 Hz NB, Index: 1

TIA-5050 (2018-01) \ Measurements \ Narrowband \ 5.2 Receive Distortion and Noise 2N



Distortion (Noise) RCV (packed): 30.46 dB (3.00%) Ok

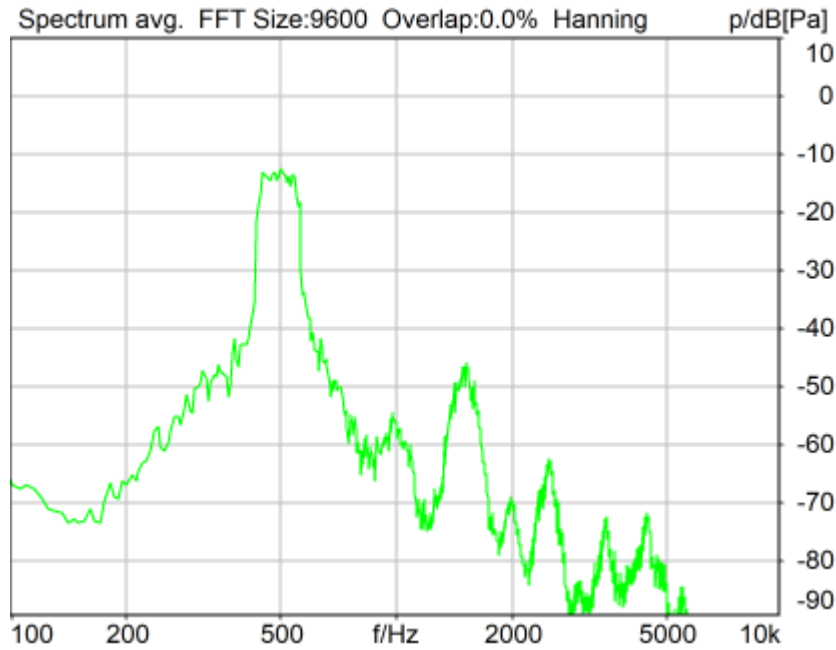
Ok

2024/4/26 15:57 ACQUA 6.0.200

Unmodified HEAD acoustics Measurement Descriptor

5.2 RCV Distortion and Noise - 500 Hz NB, Index: 1

TIA-5050 (2018-01) \ Measurements \ Narrowband \ 5.2 Receive Distortion and Noise 2N



Distortion (Noise) RCV (packed): 28.40 dB (3.80%) Ok

Ok

2024/4/26 15:57 ACQUA 6.0.200

Unmodified HEAD acoustics Measurement Descriptor

5.2 RCV Distortion and Noise - 630 Hz NB, Index: 1

TIA-5050 (2018-01) \ Measurements \ Narrowband \ 5.2 Receive Distortion and Noise 2N



Distortion (Noise) RCV (packed): 27.76 dB (4.09%) Ok

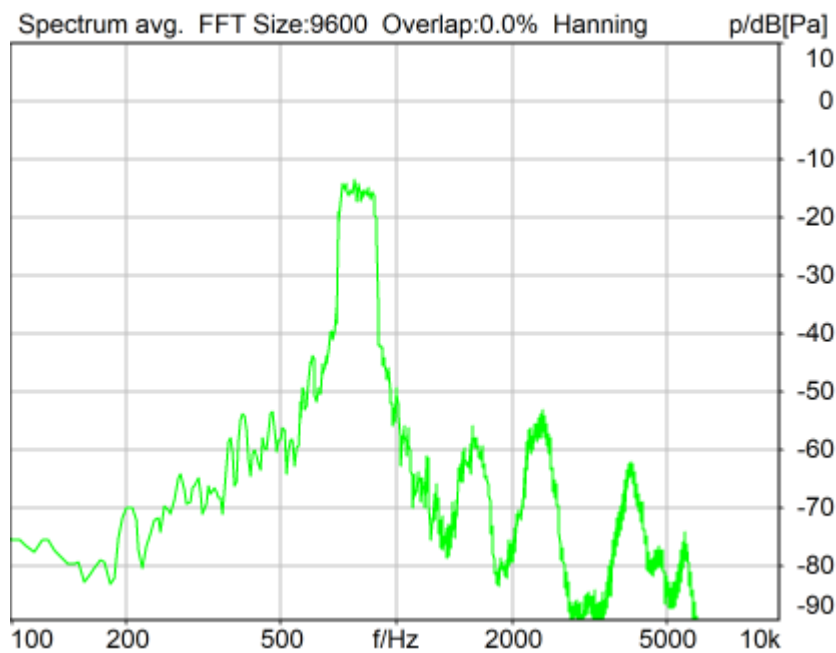
Ok

2024/4/26 15:57 ACQUA 6.0.200

Unmodified HEAD acoustics Measurement Descriptor

5.2 RCV Distortion and Noise - 800 Hz NB, Index: 1

TIA-5050 (2018-01) \ Measurements \ Narrowband \ 5.2 Receive Distortion and Noise 2N



Distortion (Noise) RCV (packed): 30.71 dB (2.92%) Ok

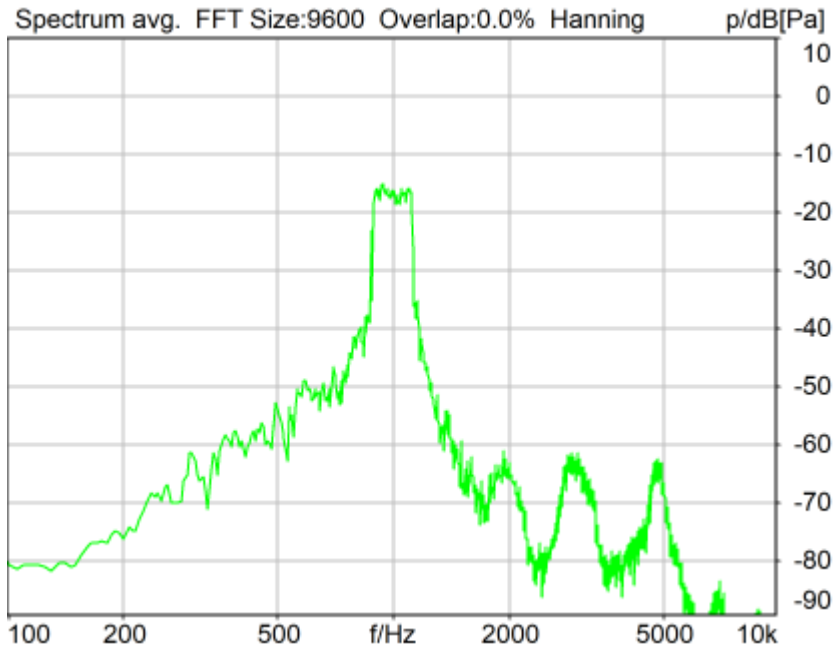
Ok

2024/4/26 15:58 ACQUA 6.0.200

Unmodified HEAD acoustics Measurement Descriptor

5.2 RCV Distortion and Noise - 1000 Hz NB, Index: 1

TIA-5050 (2018-01) \ Measurements \ Narrowband \ 5.2 Receive Distortion and Noise 2N



Distortion (Noise) RCV (packed): 26.56 dB (4.70%) Ok

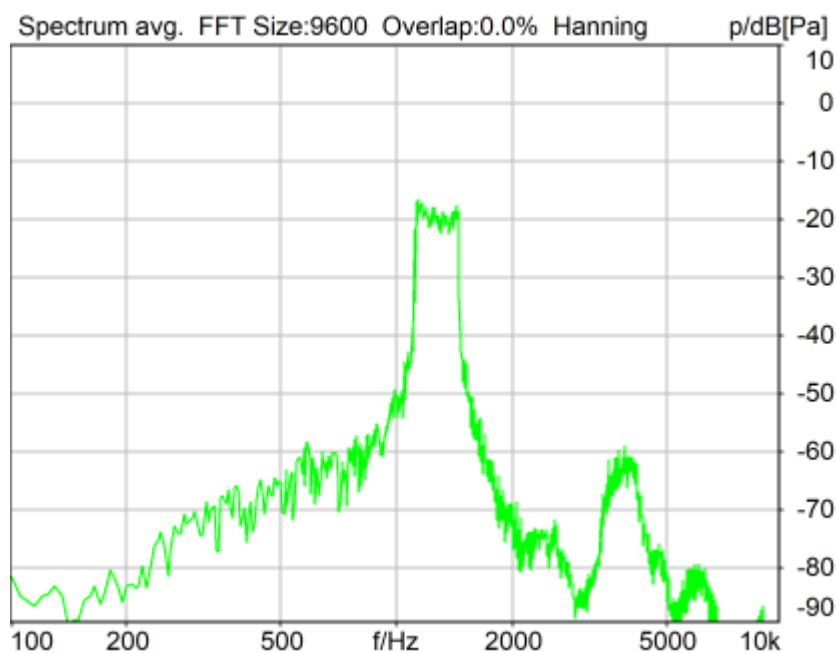
Ok

2024/4/26 15:58 ACQUA 6.0.200

Unmodified HEAD acoustics Measurement Descriptor

5.2 RCV Distortion and Noise - 1250 Hz NB, Index: 1

TIA-5050 (2018-01) \ Measurements \ Narrowband \ 5.2 Receive Distortion and Noise 2N



Distortion (Noise) RCV (packed): 26.45 dB (4.76%) Ok

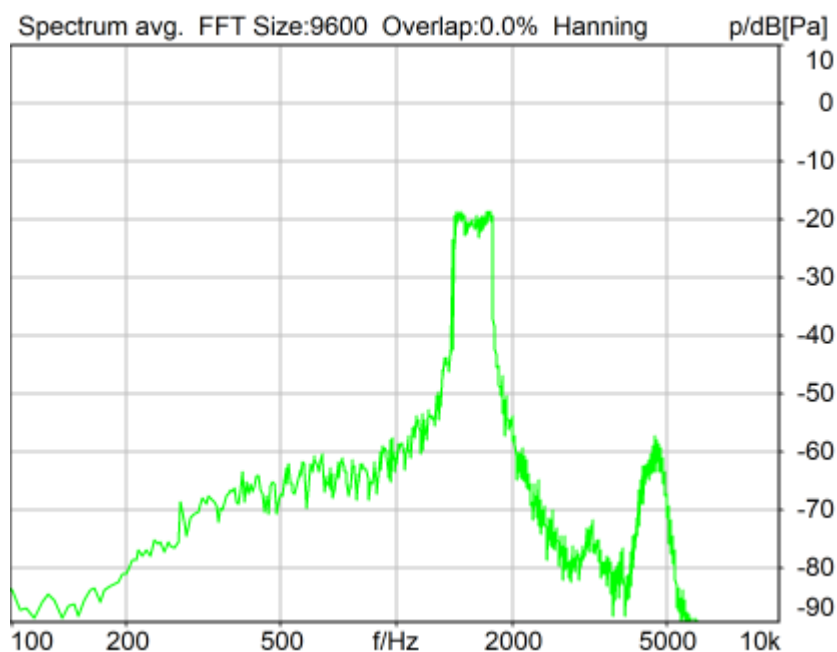
Ok

2024/4/26 15:59 ACQUA 6.0.200

Unmodified HEAD acoustics Measurement Descriptor

5.2 RCV Distortion and Noise - 1600 Hz NB, Index: 1

TIA-5050 (2018-01) \ Measurements \ Narrowband \ 5.2 Receive Distortion and Noise 2N



Distortion (Noise) RCV (packed): 27.54 dB (4.20%) Ok

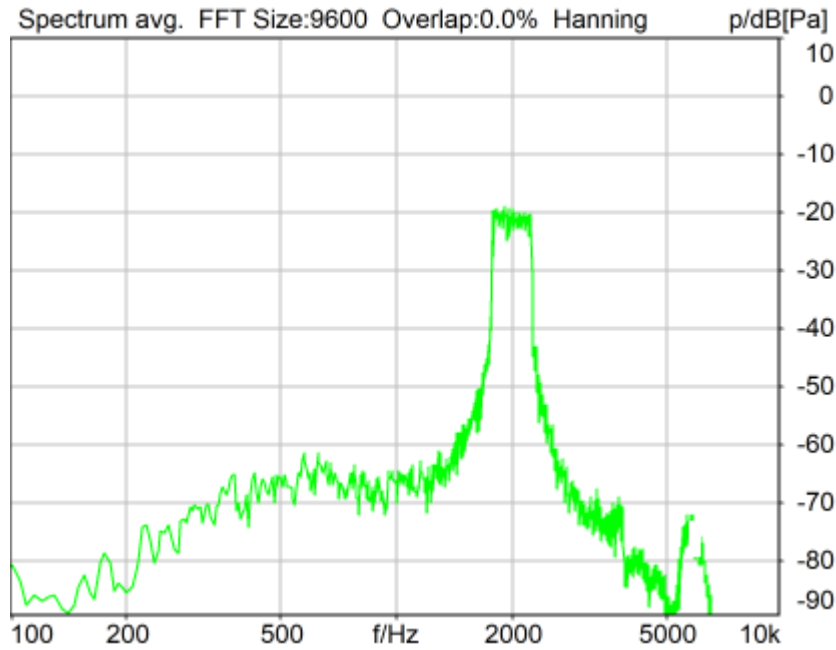
Ok

2024/4/26 15:59 ACQUA 6.0.200

Unmodified HEAD acoustics Measurement Descriptor

5.2 RCV Distortion and Noise - 2000 Hz NB, Index: 1

TIA-5050 (2018-01) \ Measurements \ Narrowband \ 5.2 Receive Distortion and Noise 2N



Distortion (Noise) RCV (packed): 27.76 dB (4.09%) Ok

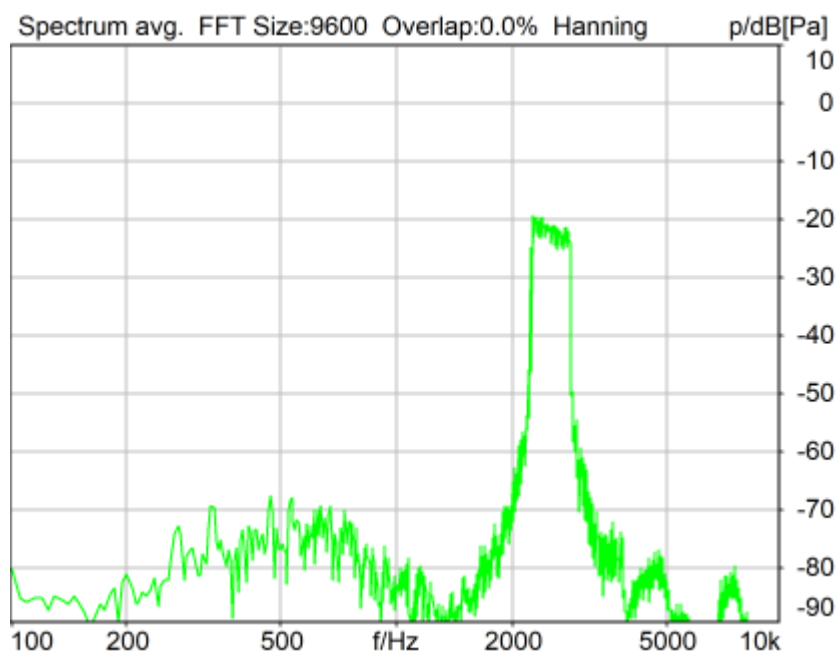
Ok

2024/4/26 15:59 ACQUA 6.0.200

Unmodified HEAD acoustics Measurement Descriptor

5.2 RCV Distortion and Noise - 2500 Hz NB, Index: 1

TIA-5050 (2018-01) \ Measurements \ Narrowband \ 5.2 Receive Distortion and Noise 2N



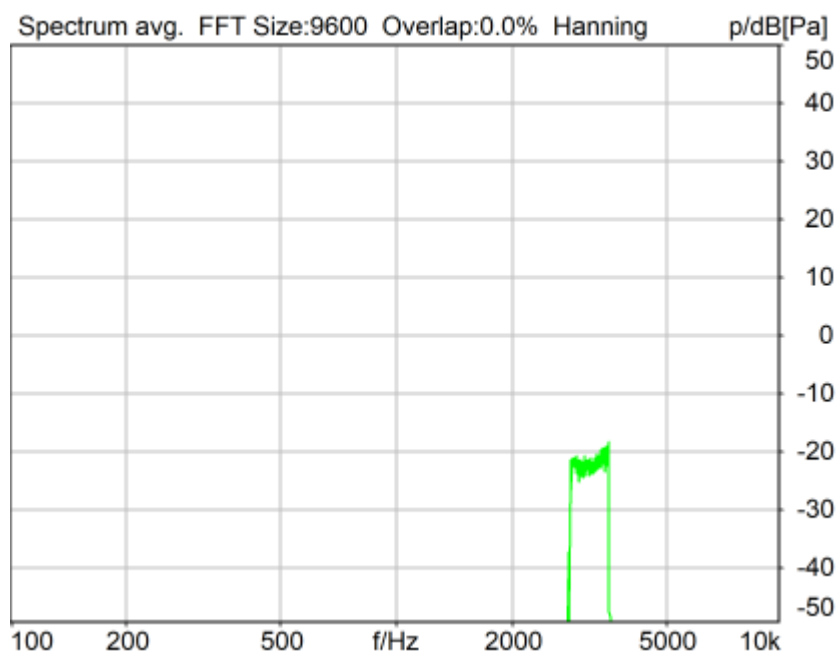
Distortion (Noise) RCV (packed): 36.59 dB (1.48%) Ok

Ok

2024/4/26 16:00 ACQUA 6.0.200
Unmodified HEAD acoustics Measurement Descriptor

5.2 RCV Distortion and Noise - 3150 Hz NB, Index: 1

TIA-5050 (2018-01) \ Measurements \ Narrowband \ 5.2 Receive Distortion and Noise 2N



Distortion (Noise) RCV (packed): 40.20 dB (0.98%) Ok

Ok

2024/4/26 16:00 ACQUA 6.0.200
Unmodified HEAD acoustics Measurement Descriptor

Report - Receive Distortion and Noise (Conversational Gain), Index: 1

TIA-5050 (2018-01) \ Measurements \ Narrowband \ 5.2 Receive Distortion and Noise 2N

Region	Frequency	SDNR
1	400Hz	30.46 dB

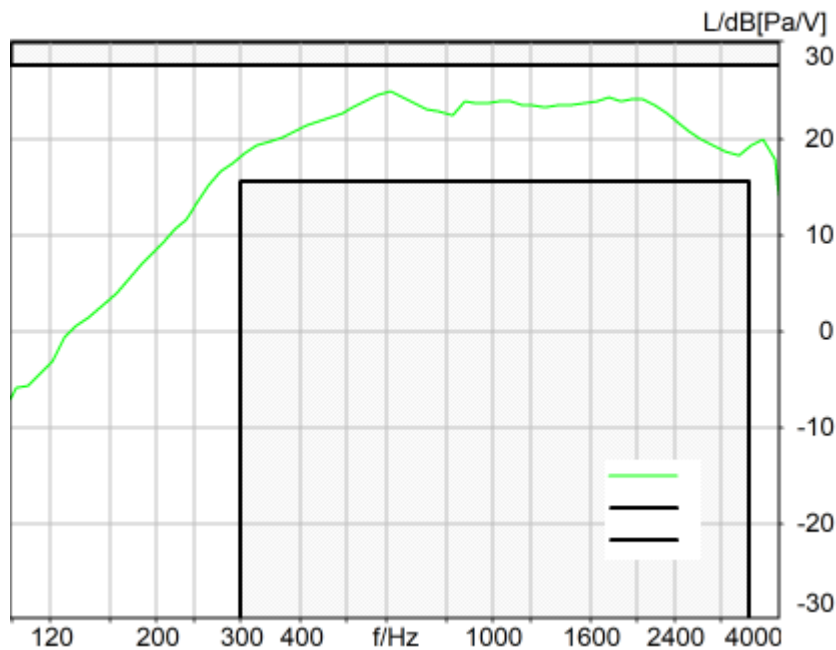
2	500Hz	28.40 dB
3	630Hz	27.76 dB
4	800Hz	30.71 dB
5	1000Hz	26.56 dB
6	1250Hz	26.45 dB
7	1600Hz	27.54 dB
8	2000Hz	27.76 dB
9	2500Hz	36.59 dB
10	3150Hz	40.20 dB

All SDNRs were greater than 20.0 dB, requirement was met.
Smallest SDNR was 26.45dB at 1250Hz.

2024/4/26 16:00 ACQUA

5.3 Frequency Response 8N FF HANB, Index: 1

TIA-5050 (2018-01) \ Measurements \ Narrowband



Absolute minimal distance
2.70 dB at 611.7 Hz Ok

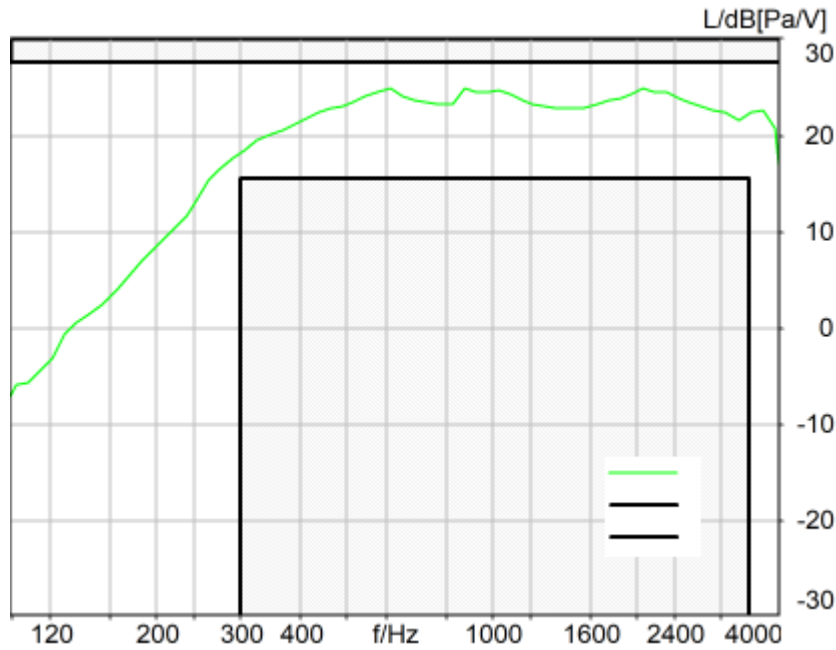
Ok

2024/4/26 16:07 ACQUA 6.0.200

Unmodified HEAD acoustics Measurement Descriptor

5.3 Frequency Response 8N DF HANB, Index: 1

TIA-5050 (2018-01) \ Measurements \ Narrowband



Absolute minimal distance

2.82 dB at 2057.5 Hz Ok

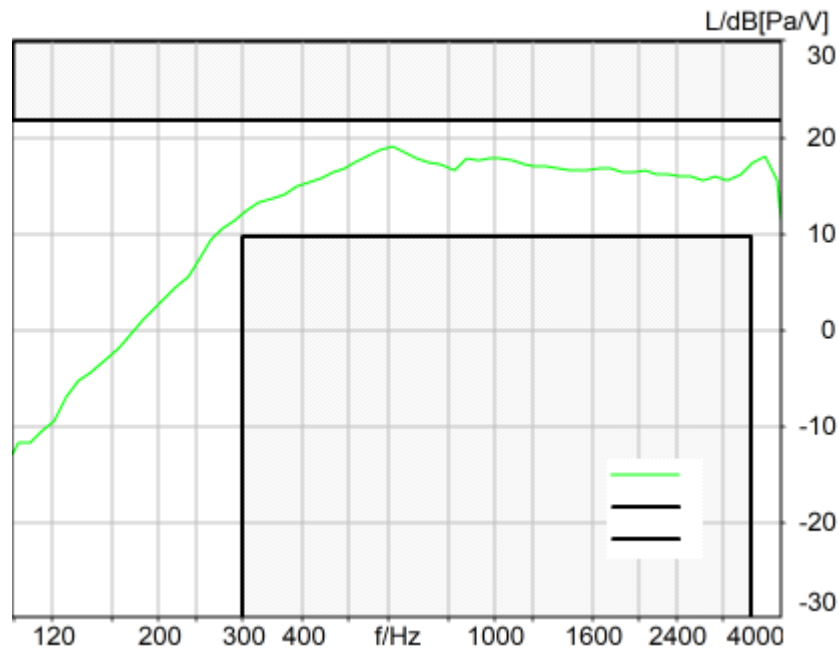
Ok

2024/4/26 16:07 ACQUA 6.0.200

Unmodified HEAD acoustics Measurement Descriptor

5.3 Frequency Response 2N FF HANB, Index: 1

TIA-5050 (2018-01) \ Measurements \ Narrowband



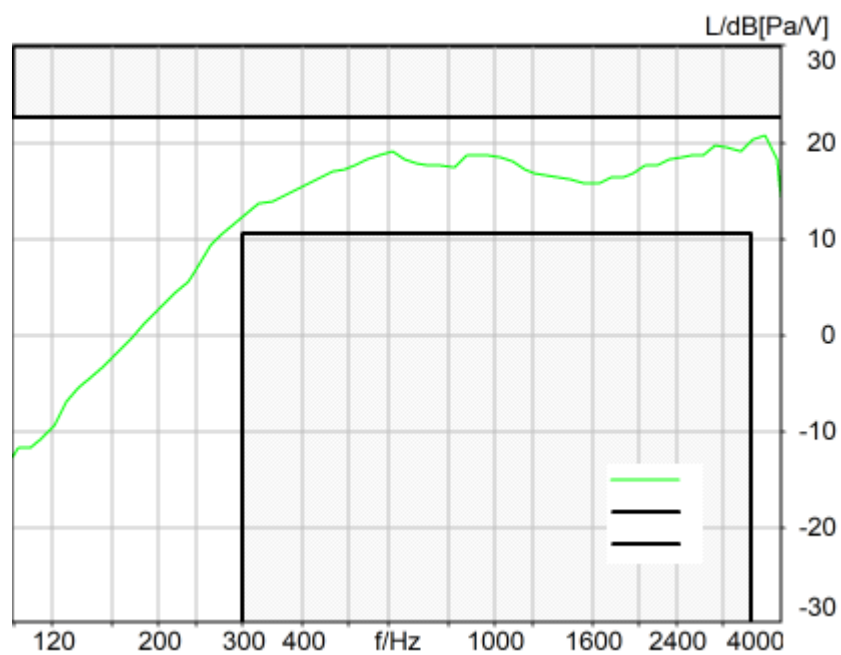
Absolute minimal distance
2.66 dB at 611.7 Hz Ok

Ok

2024/4/26 16:01 ACQUA 6.0.200
Unmodified HEAD acoustics Measurement Descriptor

5.3 Frequency Response 2N DF HANB, Index: 1

TIA-5050 (2018-01) \ Measurements \ Narrowband



Absolute minimal distance
1.94 dB at 3657.5 Hz Ok

Ok

2024/4/26 16:01 ACQUA 6.0.200
Unmodified HEAD acoustics Measurement Descriptor

Measurement Protocol

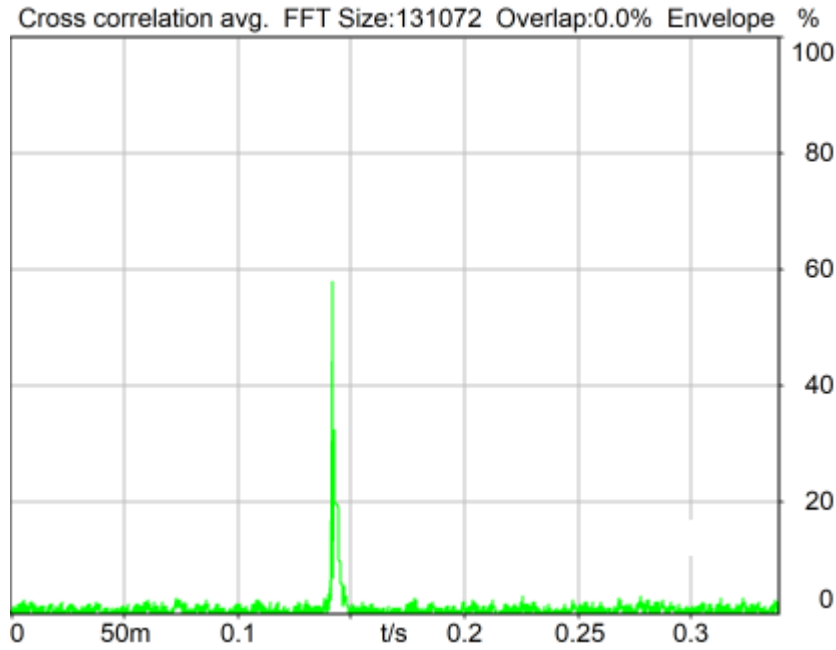
Measurement Object	FR1 n7_20_DFT-s-OFDM_EVS WB 24.4kbps_CH507000
Description	HMD_TA_1600#Tomcat

Project	TIA-5050 (2018-01)
Report Generation Date	2024/5/22 13:00
Responsible Person	audio

Overall Receive Delay WB, Index: 1	3
5.1a Receive Volume Control Performance 8N WB, Index: 1	3
5.1b Receive Volume Control Performance 2N WB, Index: 1	4
5.2 RCV Distortion and Noise - 250 Hz WB, Index: 1	5
5.2 RCV Distortion and Noise - 315 Hz WB, Index: 1	6
5.2 RCV Distortion and Noise - 400 Hz WB, Index: 1	7
5.2 RCV Distortion and Noise - 500 Hz WB, Index: 1	7
5.2 RCV Distortion and Noise - 630 Hz WB, Index: 1	8
5.2 RCV Distortion and Noise - 800 Hz WB, Index: 1	9
5.2 RCV Distortion and Noise - 1000 Hz WB, Index: 1	9
5.2 RCV Distortion and Noise - 1250 Hz WB, Index: 1	10
5.2 RCV Distortion and Noise - 1600 Hz WB, Index: 1	11
5.2 RCV Distortion and Noise - 2000 Hz WB, Index: 1	11
5.2 RCV Distortion and Noise - 2500 Hz WB, Index: 1	12
5.2 RCV Distortion and Noise - 3150 Hz WB, Index: 1	13
5.2 RCV Distortion and Noise - 4000 Hz WB, Index: 1	13
5.2 RCV Distortion and Noise - 5000 Hz WB, Index: 1	14
Report - Receive Distortion and Noise (Conversational Gain), Index: 1	15
5.2 RCV Distortion and Noise - 250 Hz WB, Index: 1	15
5.2 RCV Distortion and Noise - 315 Hz WB, Index: 1	16
5.2 RCV Distortion and Noise - 400 Hz WB, Index: 1	17
5.2 RCV Distortion and Noise - 500 Hz WB, Index: 1	17
5.2 RCV Distortion and Noise - 630 Hz WB, Index: 1	18
5.2 RCV Distortion and Noise - 800 Hz WB, Index: 1	19
5.2 RCV Distortion and Noise - 1000 Hz WB, Index: 1	19
5.2 RCV Distortion and Noise - 1250 Hz WB, Index: 1	20
5.2 RCV Distortion and Noise - 1600 Hz WB, Index: 1	21
5.2 RCV Distortion and Noise - 2000 Hz WB, Index: 1	21
5.2 RCV Distortion and Noise - 2500 Hz WB, Index: 1	22
5.2 RCV Distortion and Noise - 3150 Hz WB, Index: 1	23
5.2 RCV Distortion and Noise - 4000 Hz WB, Index: 1	23
5.2 RCV Distortion and Noise - 5000 Hz WB, Index: 1	24
Report - Receive Distortion and Noise (Conversational Gain), Index: 1	25
5.3 Frequency Response 8N FF, Index: 1	25
5.3 Frequency Response 8N DF, Index: 1	26
5.3 Frequency Response 2N FF, Index: 1	27
5.3 Frequency Response 2N DF, Index: 1	28

Overall Receive Delay WB, Index: 1

TIA-5050 (2018-01) \ Measurements \ Wideband \ Preparation - Delay measurement



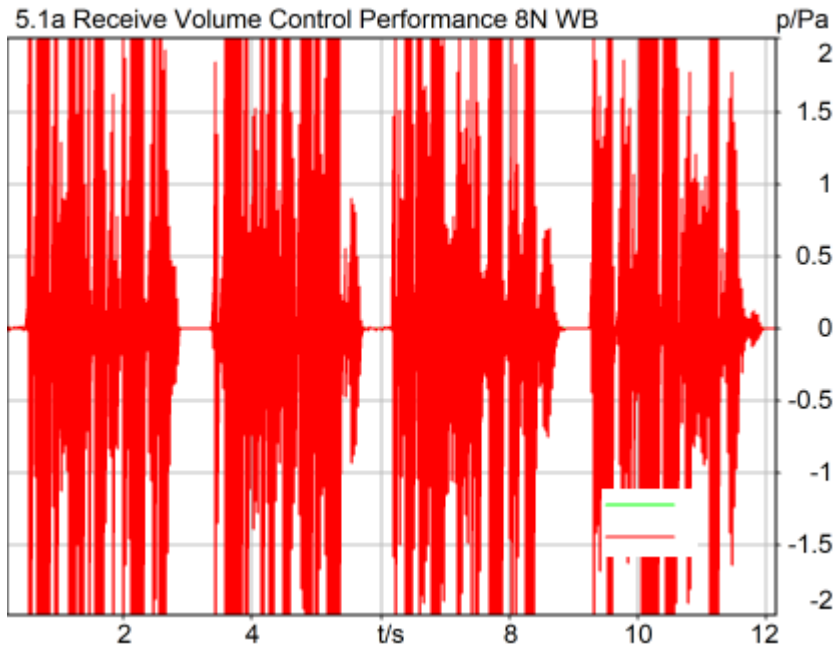
Channel	Delay
RCV*Source	142.8 ms

2024/4/26 16:10 ACQUA 6.0.200

Unmodified HEAD acoustics Measurement Descriptor

5.1a Receive Volume Control Performance 8N WB, Index: 1

TIA-5050 (2018-01) \ Measurements \ Wideband



Correction

X - 70

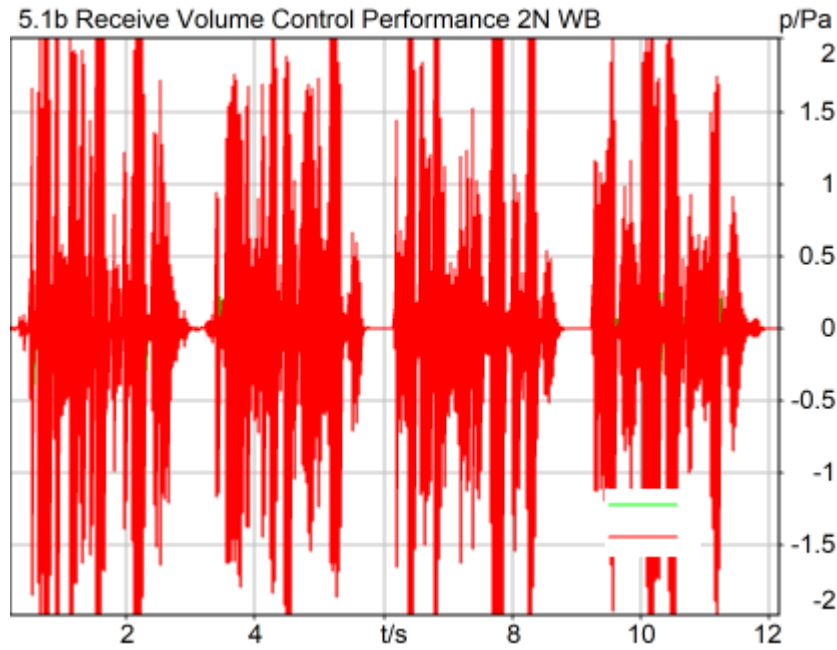
Channel	Speech level	Activity	Corrected speech level	
RCV	91.46 dB[SPL]	84.33%	21.46 dB[SPL]	Ok

Ok

2024/4/26 16:10 ACQUA 6.0.200

5.1b Receive Volume Control Performance 2N WB, Index: 1

TIA-5050 (2018-01) \ Measurements \ Wideband



Correction

X - 70

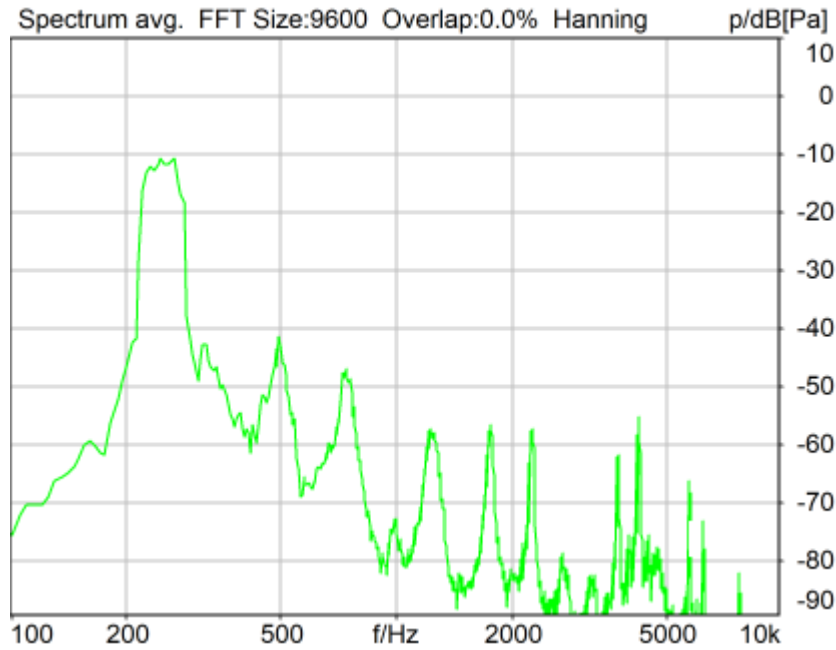
Channel	Speech level	Activity	Corrected speech level	
Rcv	85.90 dB[SPL]	84.63%	15.90 dB[SPL]	Ok

Ok

2024/4/26 16:18 ACQUA 6.0.200

5.2 RCV Distortion and Noise - 250 Hz WB, Index: 1

TIA-5050 (2018-01) \ Measurements \ Wideband \ 5.2 Receive Distortion and Noise 8N



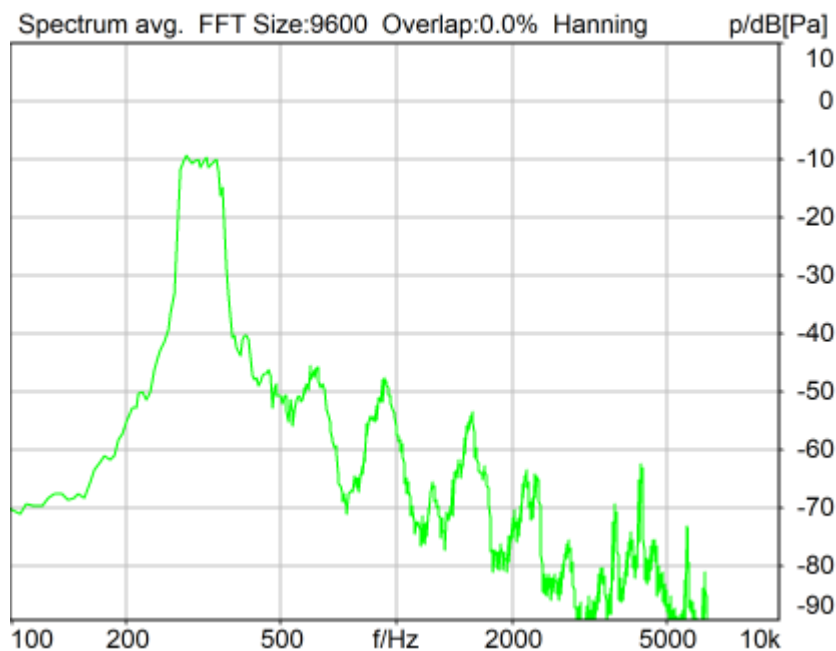
Distortion (Noise) RCV (packed): 31.59 dB (2.63%) Ok

Ok

2024/4/26 16:11 ACQUA 6.0.200
Unmodified HEAD acoustics Measurement Descriptor

5.2 RCV Distortion and Noise - 315 Hz WB, Index: 1

TIA-5050 (2018-01) \ Measurements \ Wideband \ 5.2 Receive Distortion and Noise 8N



Distortion (Noise) RCV (packed): 32.27 dB (2.43%) Ok

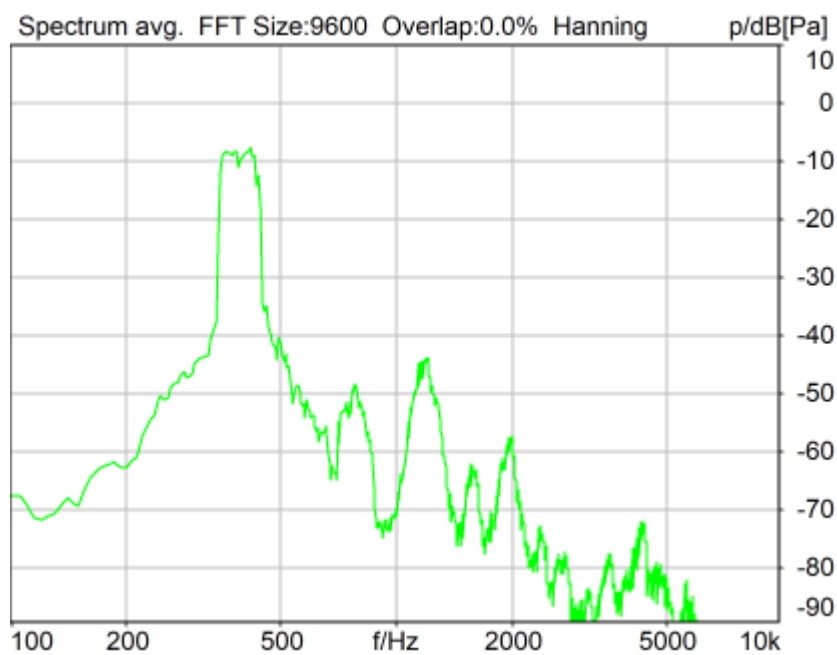
Ok

2024/4/26 16:11 ACQUA 6.0.200

Unmodified HEAD acoustics Measurement Descriptor

5.2 RCV Distortion and Noise - 400 Hz WB, Index: 1

TIA-5050 (2018-01) \ Measurements \ Wideband \ 5.2 Receive Distortion and Noise 8N



Distortion (Noise) RCV (packed): 32.19 dB (2.46%) Ok

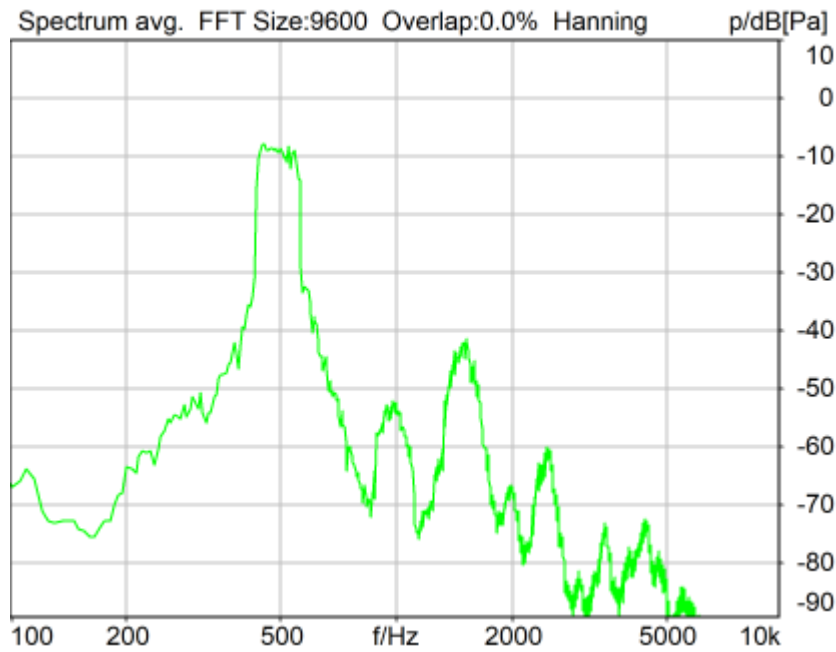
Ok

2024/4/26 16:11 ACQUA 6.0.200

Unmodified HEAD acoustics Measurement Descriptor

5.2 RCV Distortion and Noise - 500 Hz WB, Index: 1

TIA-5050 (2018-01) \ Measurements \ Wideband \ 5.2 Receive Distortion and Noise 8N



Distortion (Noise) RCV (packed): 29.57 dB (3.32%) Ok

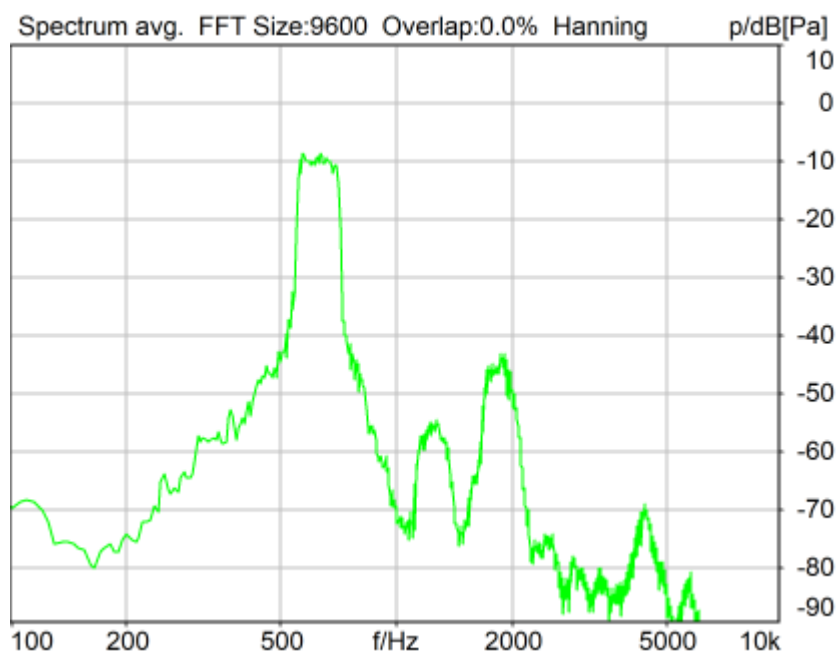
Ok

2024/4/26 16:12 ACQUA 6.0.200

Unmodified HEAD acoustics Measurement Descriptor

5.2 RCV Distortion and Noise - 630 Hz WB, Index: 1

TIA-5050 (2018-01) \ Measurements \ Wideband \ 5.2 Receive Distortion and Noise 8N



Distortion (Noise) RCV (packed): 30.18 dB (3.10%) Ok

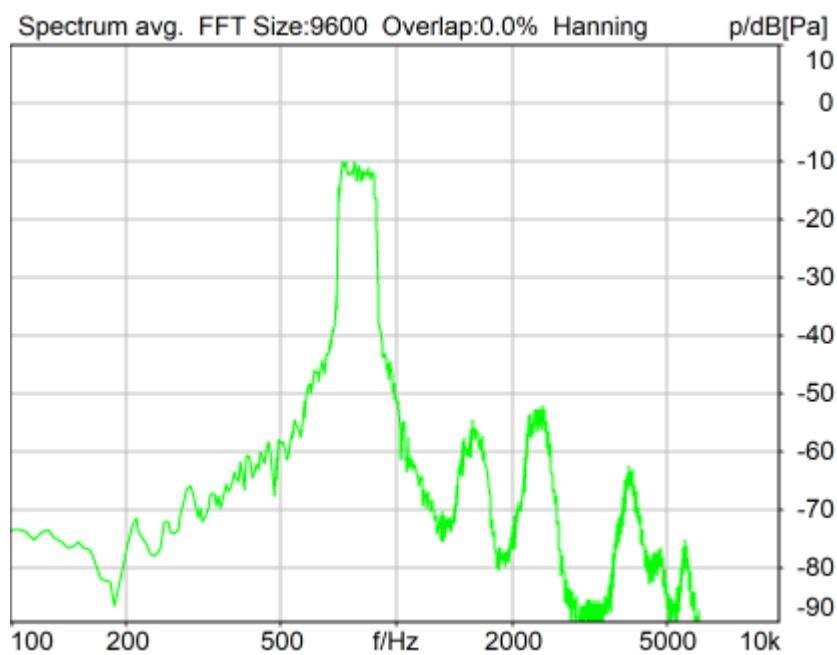
Ok

2024/4/26 16:12 ACQUA 6.0.200

Unmodified HEAD acoustics Measurement Descriptor

5.2 RCV Distortion and Noise - 800 Hz WB, Index: 1

TIA-5050 (2018-01) \ Measurements \ Wideband \ 5.2 Receive Distortion and Noise 8N



Distortion (Noise) RCV (packed): 33.21 dB (2.19%) Ok

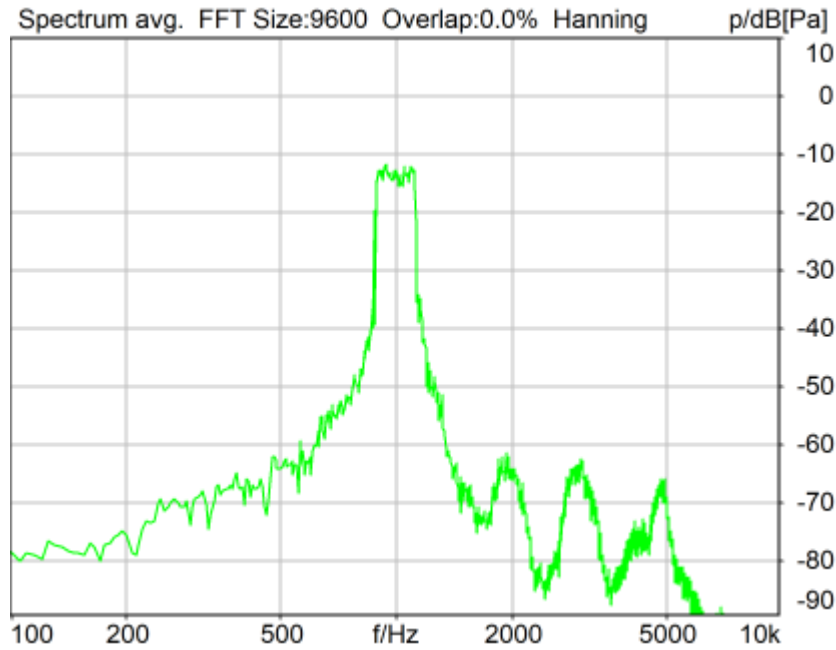
Ok

2024/4/26 16:13 ACQUA 6.0.200

Unmodified HEAD acoustics Measurement Descriptor

5.2 RCV Distortion and Noise - 1000 Hz WB, Index: 1

TIA-5050 (2018-01) \ Measurements \ Wideband \ 5.2 Receive Distortion and Noise 8N



Distortion (Noise) RCV (packed): 31.67 dB (2.61%) Ok

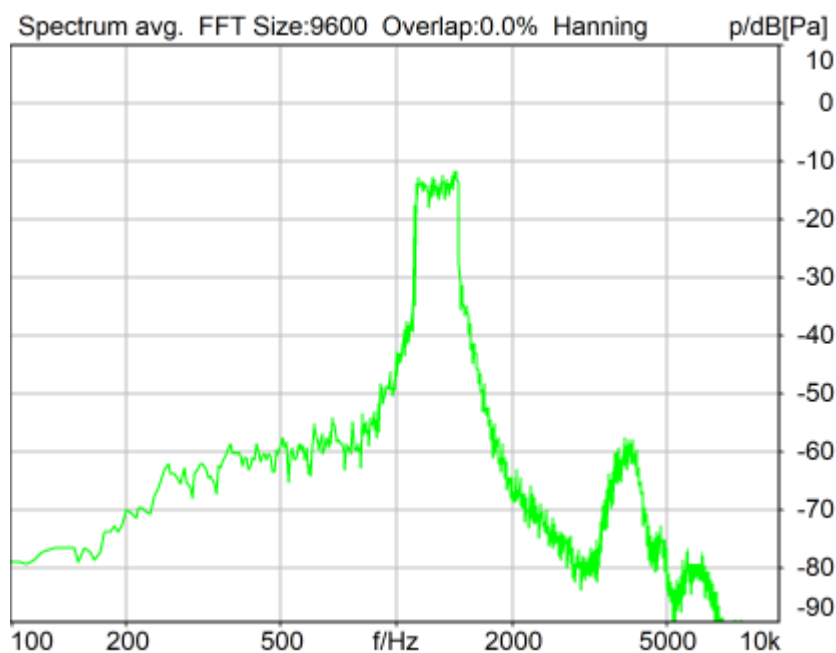
Ok

2024/4/26 16:13 ACQUA 6.0.200

Unmodified HEAD acoustics Measurement Descriptor

5.2 RCV Distortion and Noise - 1250 Hz WB, Index: 1

TIA-5050 (2018-01) \ Measurements \ Wideband \ 5.2 Receive Distortion and Noise 8N



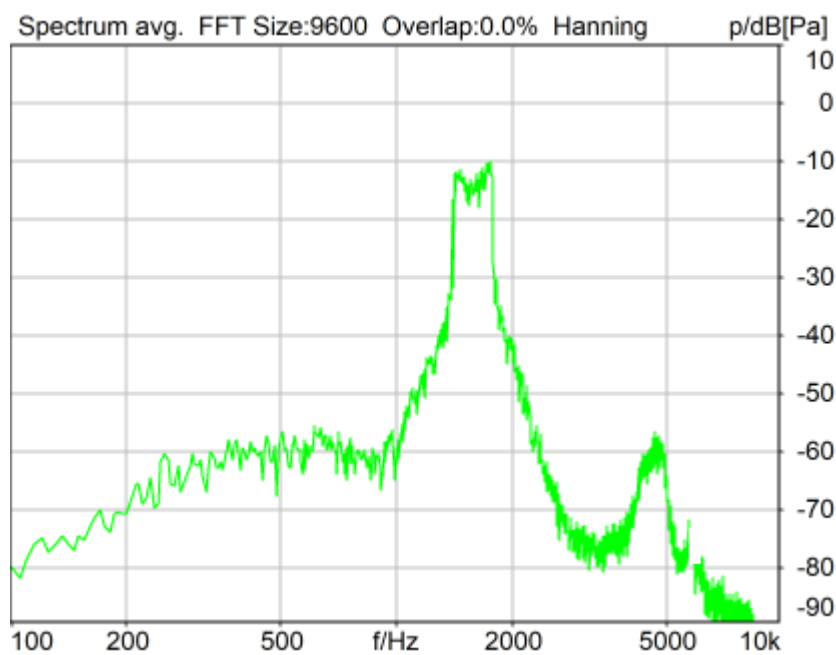
Distortion (Noise) RCV (packed): 23.26 dB (6.87%) Ok

Ok

2024/4/26 16:13 ACQUA 6.0.200
Unmodified HEAD acoustics Measurement Descriptor

5.2 RCV Distortion and Noise - 1600 Hz WB, Index: 1

TIA-5050 (2018-01) \ Measurements \ Wideband \ 5.2 Receive Distortion and Noise 8N



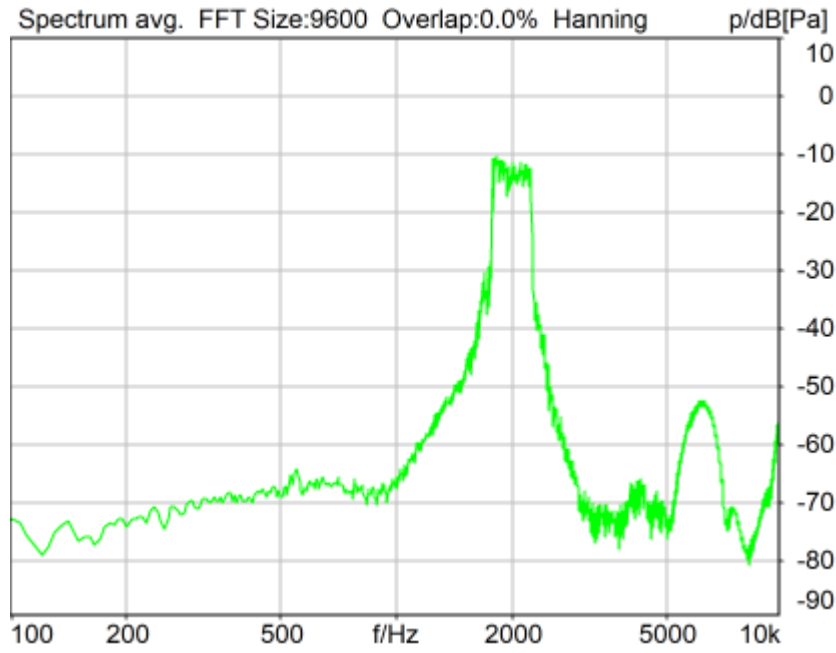
Distortion (Noise) RCV (packed): 24.72 dB (5.81%) Ok

Ok

2024/4/26 16:14 ACQUA 6.0.200
Unmodified HEAD acoustics Measurement Descriptor

5.2 RCV Distortion and Noise - 2000 Hz WB, Index: 1

TIA-5050 (2018-01) \ Measurements \ Wideband \ 5.2 Receive Distortion and Noise 8N



Distortion (Noise) RCV (packed): 23.68 dB (6.55%) Ok

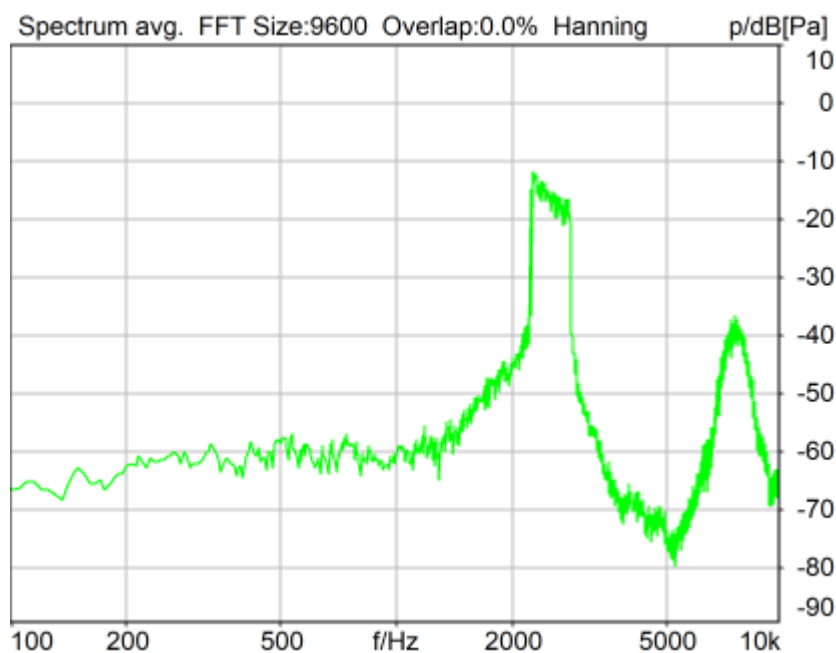
Ok

2024/4/26 16:14 ACQUA 6.0.200

Unmodified HEAD acoustics Measurement Descriptor

5.2 RCV Distortion and Noise - 2500 Hz WB, Index: 1

TIA-5050 (2018-01) \ Measurements \ Wideband \ 5.2 Receive Distortion and Noise 8N



Distortion (Noise) RCV (packed): 20.72 dB (9.20%) Ok

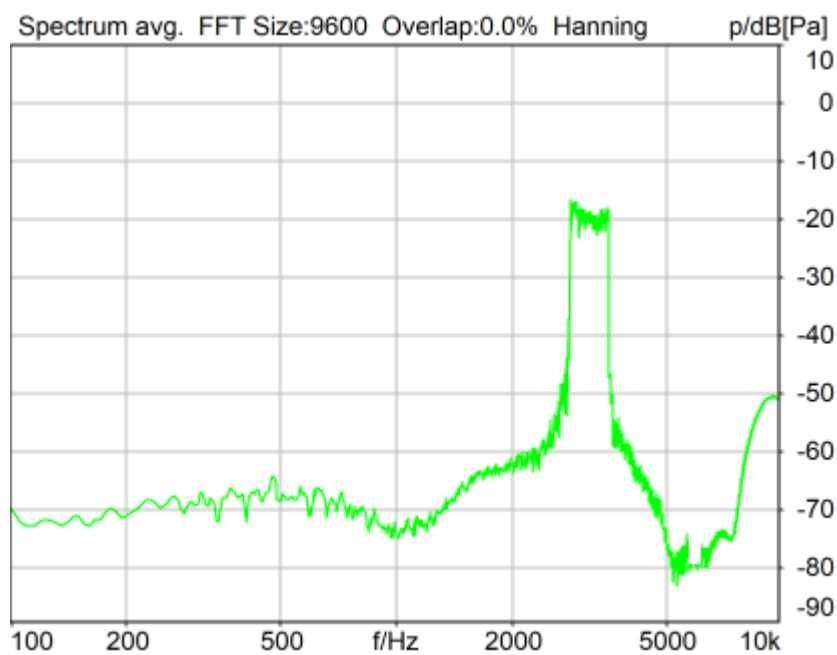
Ok

2024/4/26 16:15 ACQUA 6.0.200

Unmodified HEAD acoustics Measurement Descriptor

5.2 RCV Distortion and Noise - 3150 Hz WB, Index: 1

TIA-5050 (2018-01) \ Measurements \ Wideband \ 5.2 Receive Distortion and Noise 8N



Distortion (Noise) RCV (packed): 27.23 dB (4.35%) Ok

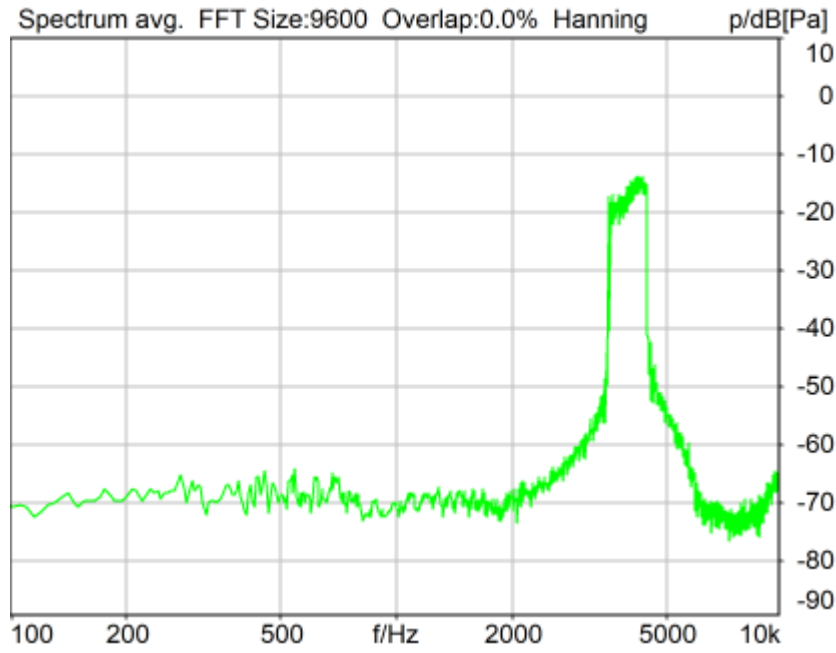
Ok

2024/4/26 16:15 ACQUA 6.0.200

Unmodified HEAD acoustics Measurement Descriptor

5.2 RCV Distortion and Noise - 4000 Hz WB, Index: 1

TIA-5050 (2018-01) \ Measurements \ Wideband \ 5.2 Receive Distortion and Noise 8N



Distortion (Noise) RCV (packed): 27.69 dB (4.13%) Ok

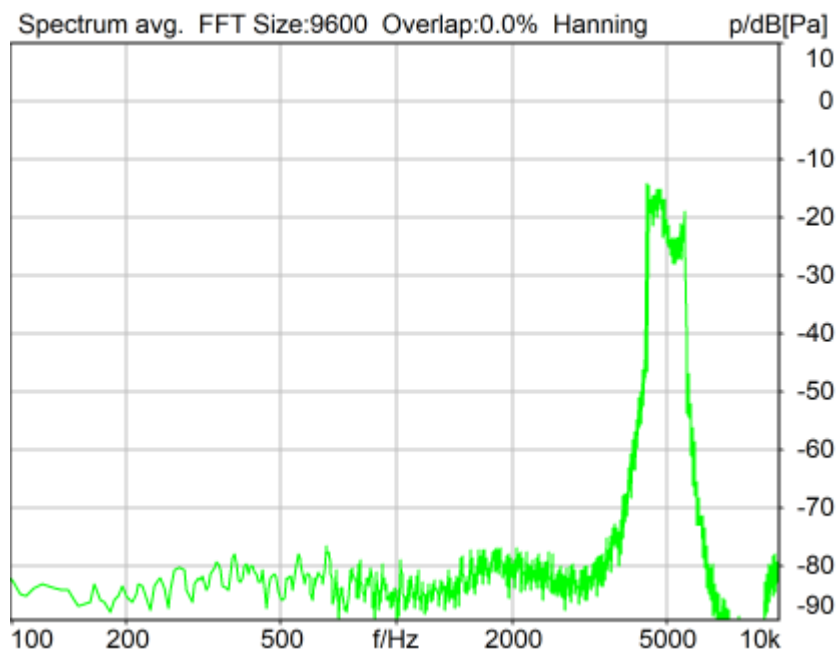
Ok

2024/4/26 16:15 ACQUA 6.0.200

Unmodified HEAD acoustics Measurement Descriptor

5.2 RCV Distortion and Noise - 5000 Hz WB, Index: 1

TIA-5050 (2018-01) \ Measurements \ Wideband \ 5.2 Receive Distortion and Noise 8N



Distortion (Noise) RCV (packed): 34.32 dB (1.92%) Ok

Ok

2024/4/26 16:16 ACQUA 6.0.200

Unmodified HEAD acoustics Measurement Descriptor

Report - Receive Distortion and Noise (Conversational Gain), Index: 1

TIA-5050 (2018-01) \ Measurements \ Wideband \ 5.2 Receive Distortion and Noise 8N

Region	Frequency	SDNR
1	250Hz	31.59 dB
2	315Hz	32.27 dB
3	400Hz	32.19 dB
4	500Hz	29.57 dB
5	630Hz	30.18 dB
6	800Hz	33.21 dB
7	1000Hz	31.67 dB
8	1250Hz	23.26 dB
9	1600Hz	24.72 dB
10	2000Hz	23.68 dB
11	2500Hz	20.72 dB
12	3150Hz	27.23 dB
13	4000Hz	27.69 dB
14	5000Hz	34.32 dB

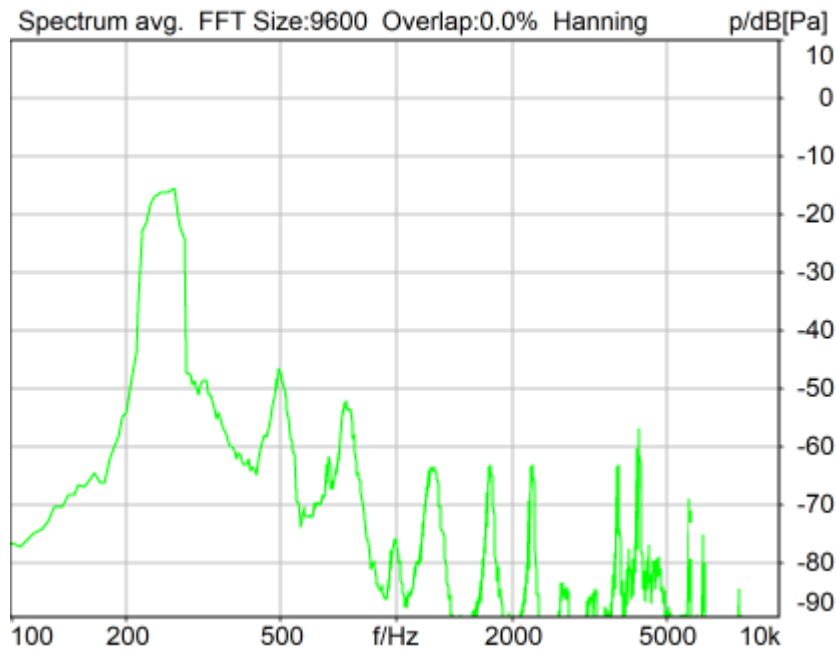
All SDNRs were greater than 20.0 dB, requirement was met.

Smallest SDNR was 20.72dB at 2500Hz.

2024/4/26 16:16 ACQUA

5.2 RCV Distortion and Noise - 250 Hz WB, Index: 1

TIA-5050 (2018-01) \ Measurements \ Wideband \ 5.2 Receive Distortion and Noise 2N



Distortion (Noise) RCV (packed): 31.07 dB (2.80%) Ok

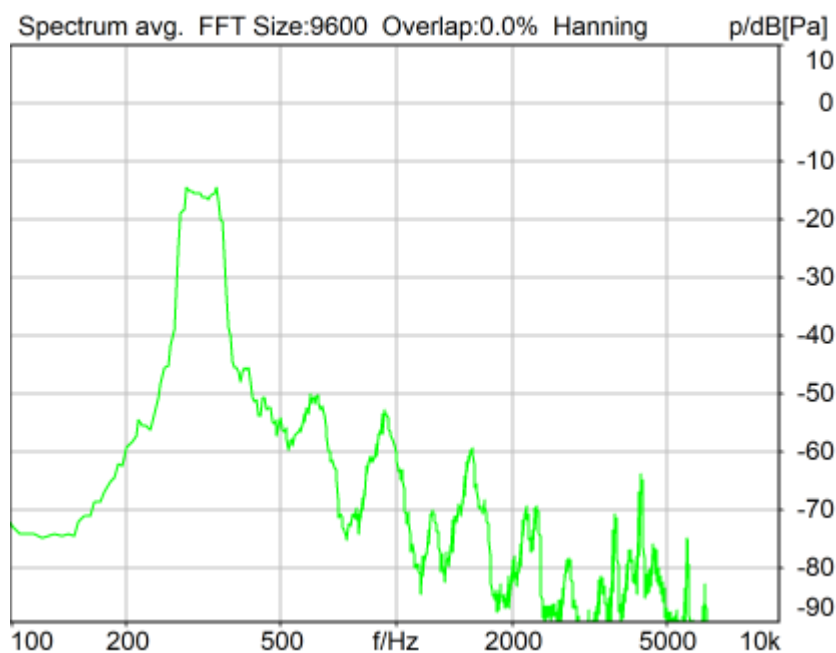
Ok

2024/4/26 16:18 ACQUA 6.0.200

Unmodified HEAD acoustics Measurement Descriptor

5.2 RCV Distortion and Noise - 315 Hz WB, Index: 1

TIA-5050 (2018-01) \ Measurements \ Wideband \ 5.2 Receive Distortion and Noise 2N



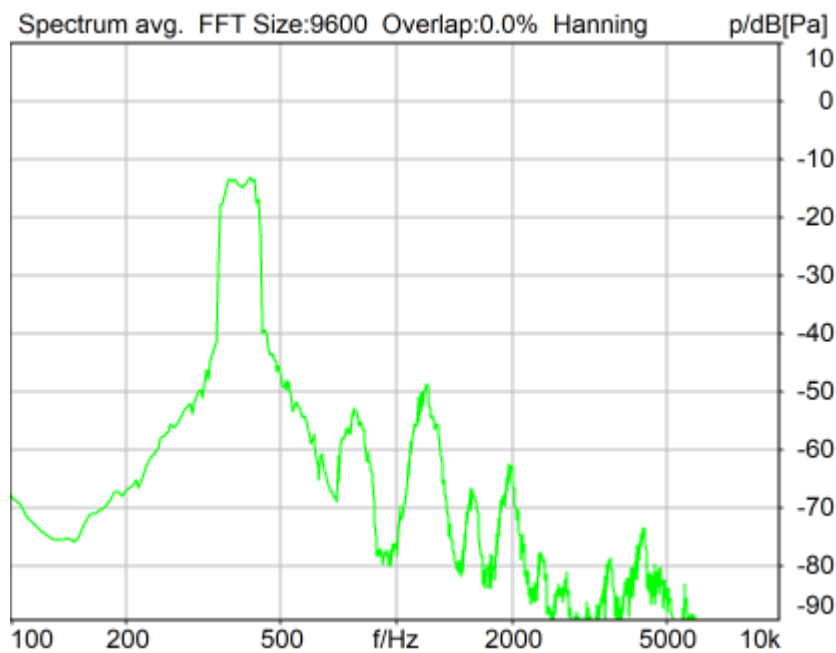
Distortion (Noise) RCV (packed): 31.76 dB (2.58%) Ok

Ok

2024/4/26 16:19 ACQUA 6.0.200
Unmodified HEAD acoustics Measurement Descriptor

5.2 RCV Distortion and Noise - 400 Hz WB, Index: 1

TIA-5050 (2018-01) \ Measurements \ Wideband \ 5.2 Receive Distortion and Noise 2N



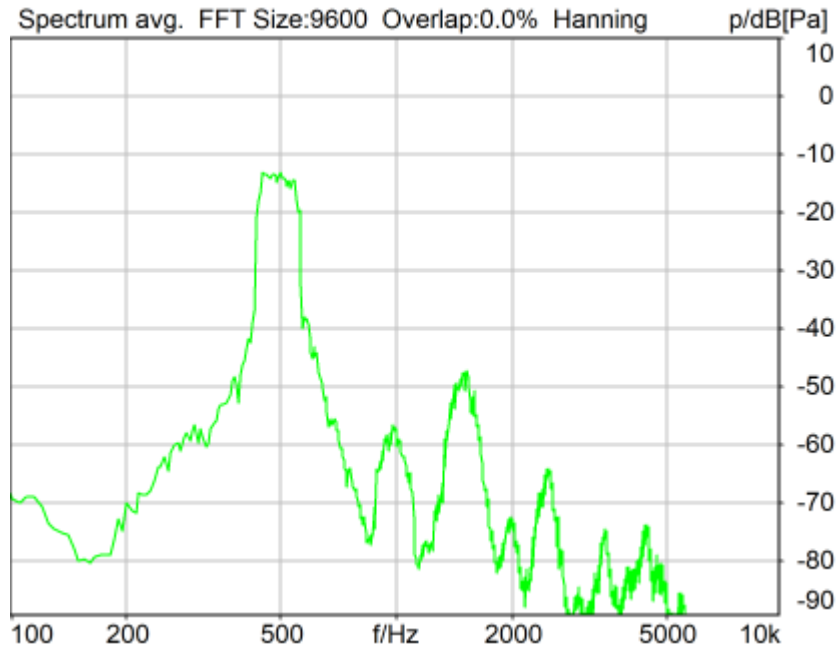
Distortion (Noise) RCV (packed): 31.87 dB (2.55%) Ok

Ok

2024/4/26 16:19 ACQUA 6.0.200
Unmodified HEAD acoustics Measurement Descriptor

5.2 RCV Distortion and Noise - 500 Hz WB, Index: 1

TIA-5050 (2018-01) \ Measurements \ Wideband \ 5.2 Receive Distortion and Noise 2N



Distortion (Noise) RCV (packed): 30.13 dB (3.11%) Ok

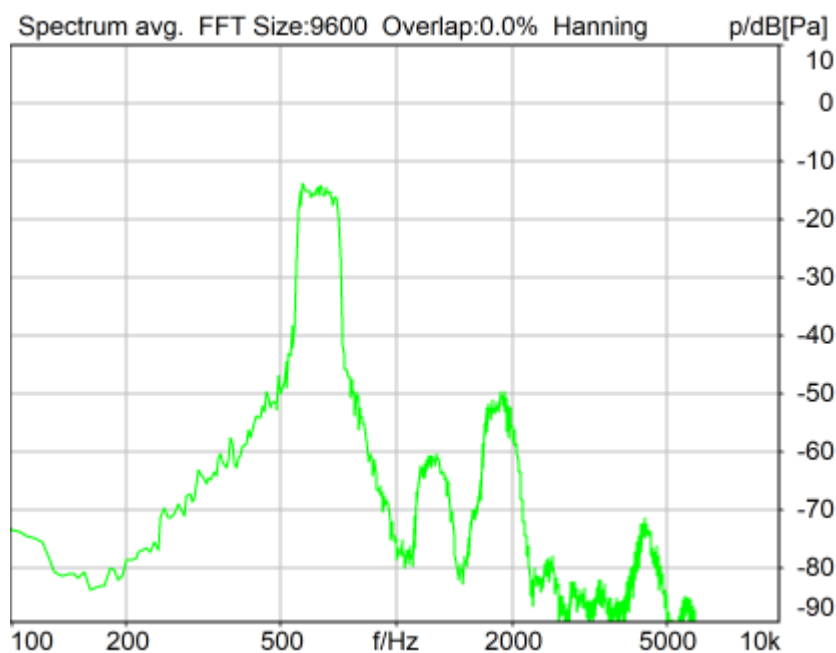
Ok

2024/4/26 16:20 ACQUA 6.0.200

Unmodified HEAD acoustics Measurement Descriptor

5.2 RCV Distortion and Noise - 630 Hz WB, Index: 1

TIA-5050 (2018-01) \ Measurements \ Wideband \ 5.2 Receive Distortion and Noise 2N



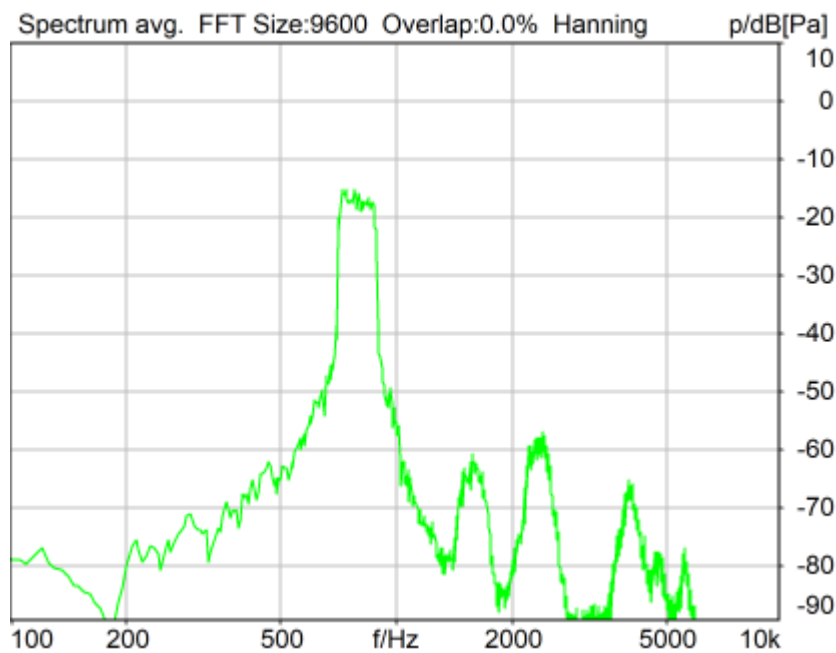
Distortion (Noise) RCV (packed): 30.90 dB (2.85%) Ok

Ok

2024/4/26 16:20 ACQUA 6.0.200
Unmodified HEAD acoustics Measurement Descriptor

5.2 RCV Distortion and Noise - 800 Hz WB, Index: 1

TIA-5050 (2018-01) \ Measurements \ Wideband \ 5.2 Receive Distortion and Noise 2N



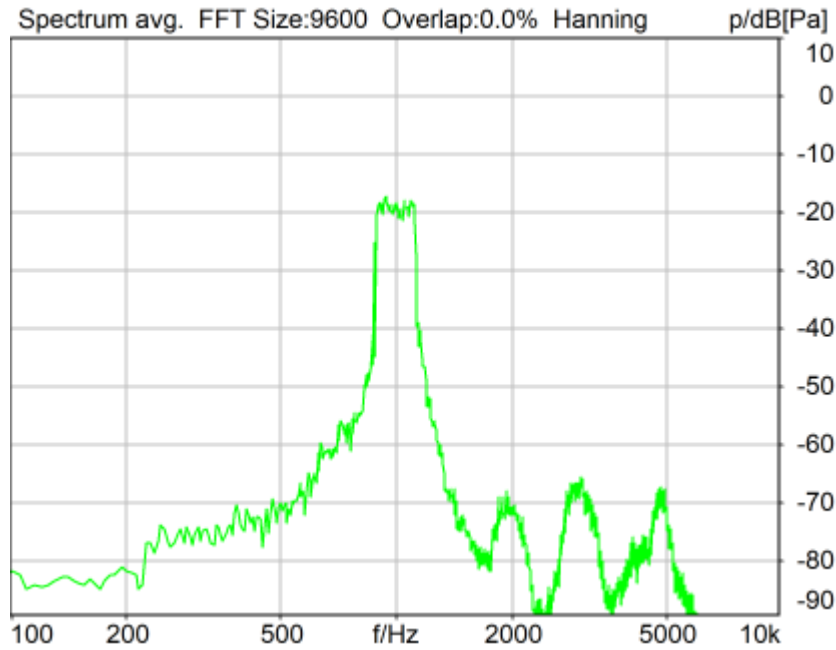
Distortion (Noise) RCV (packed): 33.19 dB (2.19%) Ok

Ok

2024/4/26 16:20 ACQUA 6.0.200
Unmodified HEAD acoustics Measurement Descriptor

5.2 RCV Distortion and Noise - 1000 Hz WB, Index: 1

TIA-5050 (2018-01) \ Measurements \ Wideband \ 5.2 Receive Distortion and Noise 2N



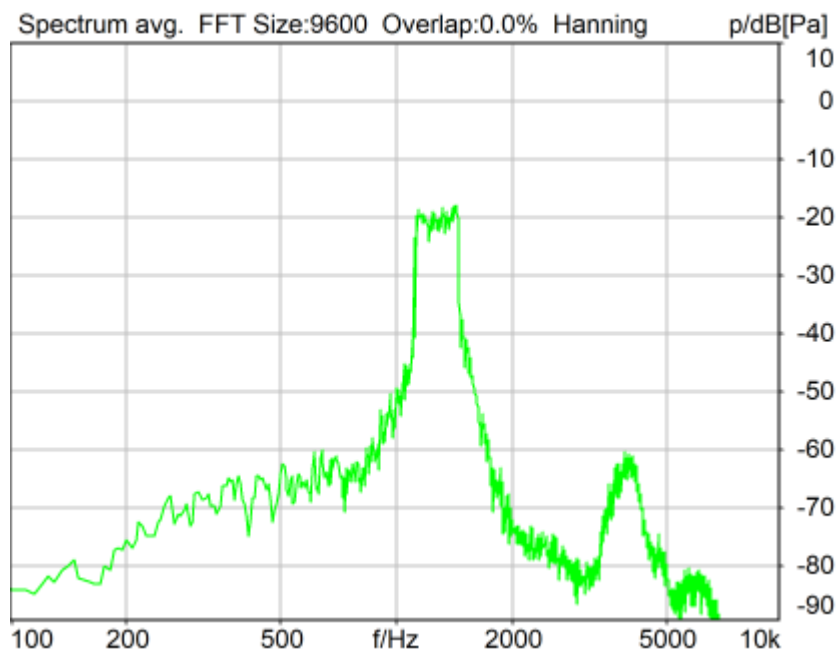
Distortion (Noise) RCV (packed): 31.36 dB (2.70%) Ok

Ok

2024/4/26 16:21 ACQUA 6.0.200
Unmodified HEAD acoustics Measurement Descriptor

5.2 RCV Distortion and Noise - 1250 Hz WB, Index: 1

TIA-5050 (2018-01) \ Measurements \ Wideband \ 5.2 Receive Distortion and Noise 2N



Distortion (Noise) RCV (packed): 23.55 dB (6.65%) Ok

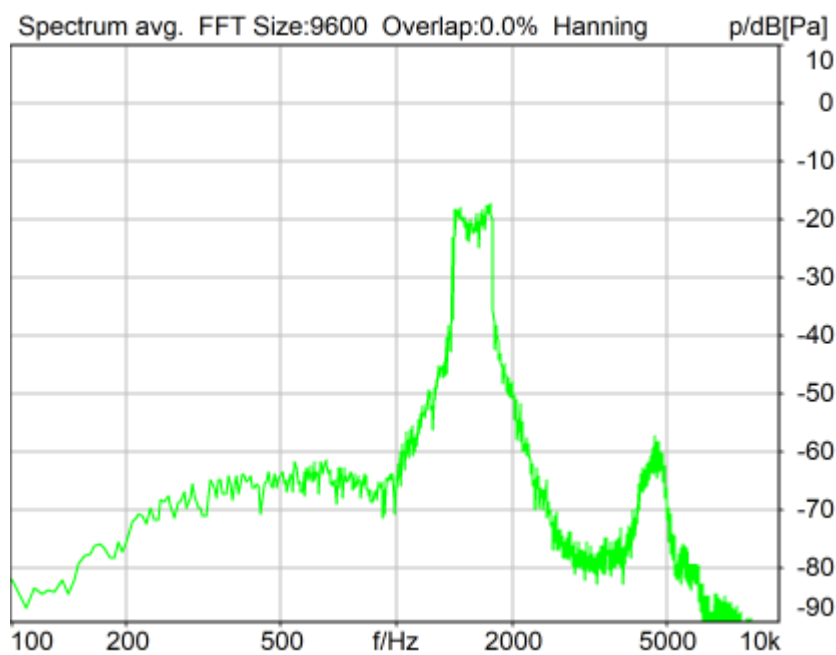
Ok

2024/4/26 16:21 ACQUA 6.0.200

Unmodified HEAD acoustics Measurement Descriptor

5.2 RCV Distortion and Noise - 1600 Hz WB, Index: 1

TIA-5050 (2018-01) \ Measurements \ Wideband \ 5.2 Receive Distortion and Noise 2N



Distortion (Noise) RCV (packed): 24.38 dB (6.04%) Ok

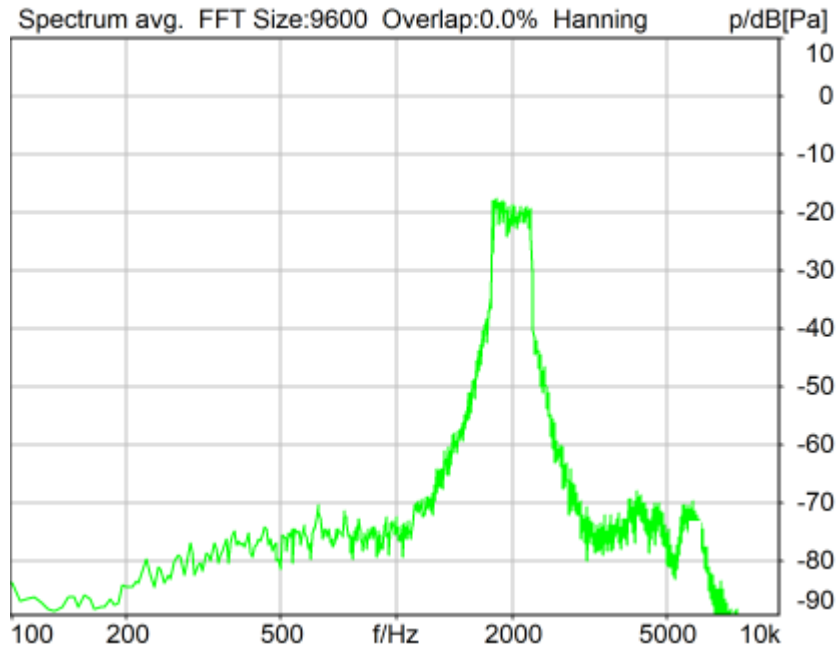
Ok

2024/4/26 16:22 ACQUA 6.0.200

Unmodified HEAD acoustics Measurement Descriptor

5.2 RCV Distortion and Noise - 2000 Hz WB, Index: 1

TIA-5050 (2018-01) \ Measurements \ Wideband \ 5.2 Receive Distortion and Noise 2N



Distortion (Noise) RCV (packed): 23.31 dB (6.83%) Ok

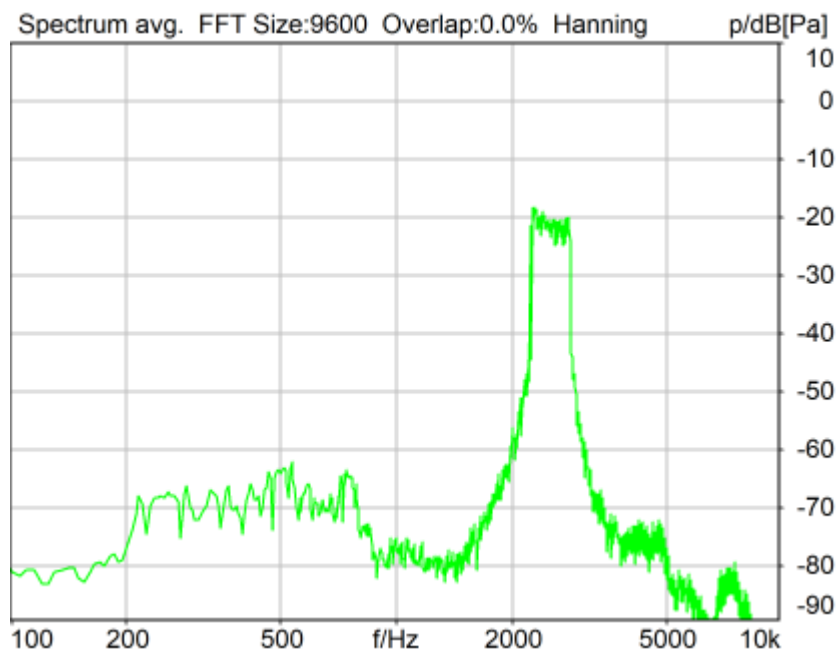
Ok

2024/4/26 16:22 ACQUA 6.0.200

Unmodified HEAD acoustics Measurement Descriptor

5.2 RCV Distortion and Noise - 2500 Hz WB, Index: 1

TIA-5050 (2018-01) \ Measurements \ Wideband \ 5.2 Receive Distortion and Noise 2N



Distortion (Noise) RCV (packed): 30.49 dB (2.99%) Ok

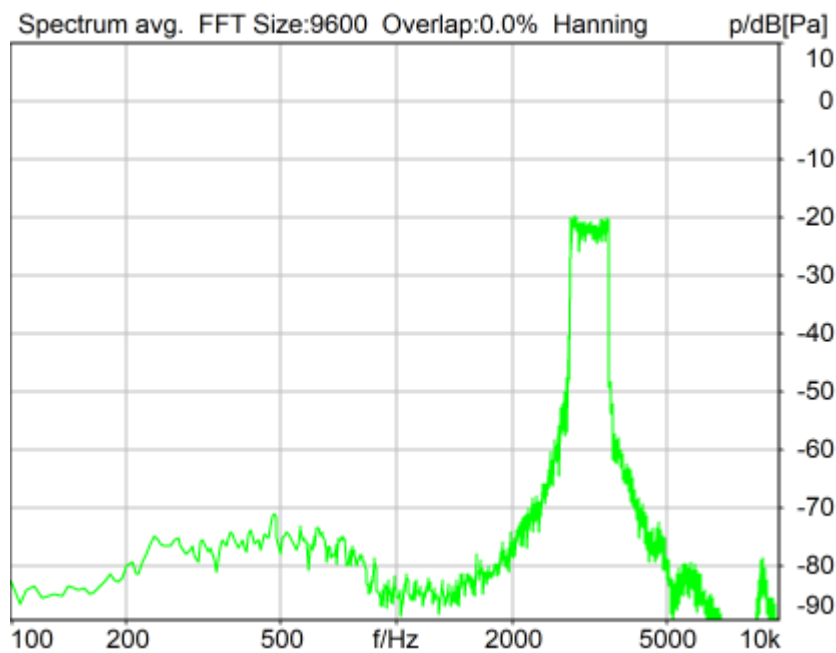
Ok

2024/4/26 16:22 ACQUA 6.0.200

Unmodified HEAD acoustics Measurement Descriptor

5.2 RCV Distortion and Noise - 3150 Hz WB, Index: 1

TIA-5050 (2018-01) \ Measurements \ Wideband \ 5.2 Receive Distortion and Noise 2N



Distortion (Noise) RCV (packed): 33.67 dB (2.07%) Ok

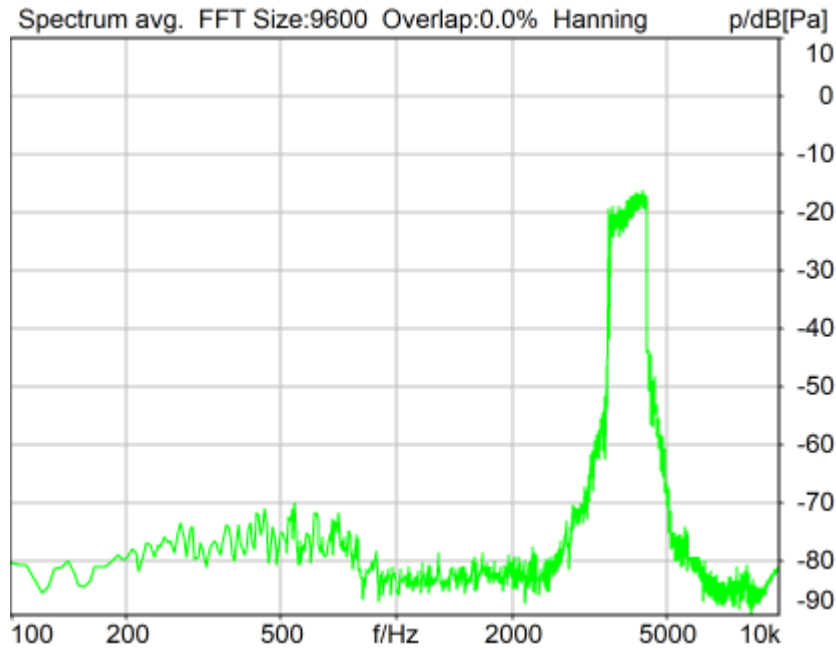
Ok

2024/4/26 16:23 ACQUA 6.0.200

Unmodified HEAD acoustics Measurement Descriptor

5.2 RCV Distortion and Noise - 4000 Hz WB, Index: 1

TIA-5050 (2018-01) \ Measurements \ Wideband \ 5.2 Receive Distortion and Noise 2N



Distortion (Noise) RCV (packed): 34.18 dB (1.95%) Ok

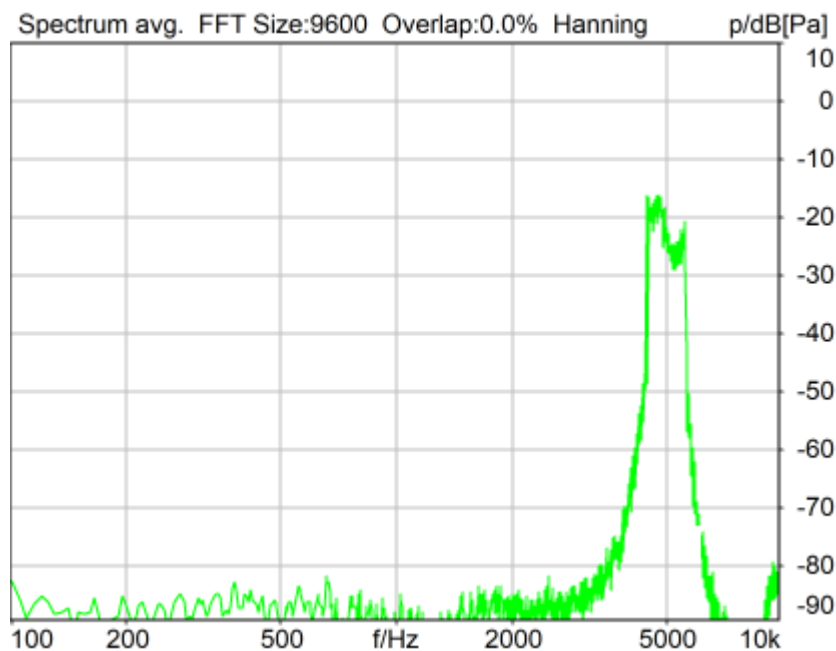
Ok

2024/4/26 16:23 ACQUA 6.0.200

Unmodified HEAD acoustics Measurement Descriptor

5.2 RCV Distortion and Noise - 5000 Hz WB, Index: 1

TIA-5050 (2018-01) \ Measurements \ Wideband \ 5.2 Receive Distortion and Noise 2N



Distortion (Noise) RCV (packed): 35.77 dB (1.63%) Ok

Ok

2024/4/26 16:23 ACQUA 6.0.200

Unmodified HEAD acoustics Measurement Descriptor

Report - Receive Distortion and Noise (Conversational Gain), Index: 1

TIA-5050 (2018-01) \ Measurements \ Wideband \ 5.2 Receive Distortion and Noise 2N

Region	Frequency	SDNR
1	250Hz	31.07 dB
2	315Hz	31.76 dB
3	400Hz	31.87 dB
4	500Hz	30.13 dB
5	630Hz	30.90 dB
6	800Hz	33.19 dB
7	1000Hz	31.36 dB
8	1250Hz	23.55 dB
9	1600Hz	24.38 dB
10	2000Hz	23.31 dB
11	2500Hz	30.49 dB
12	3150Hz	33.67 dB
13	4000Hz	34.18 dB
14	5000Hz	35.77 dB

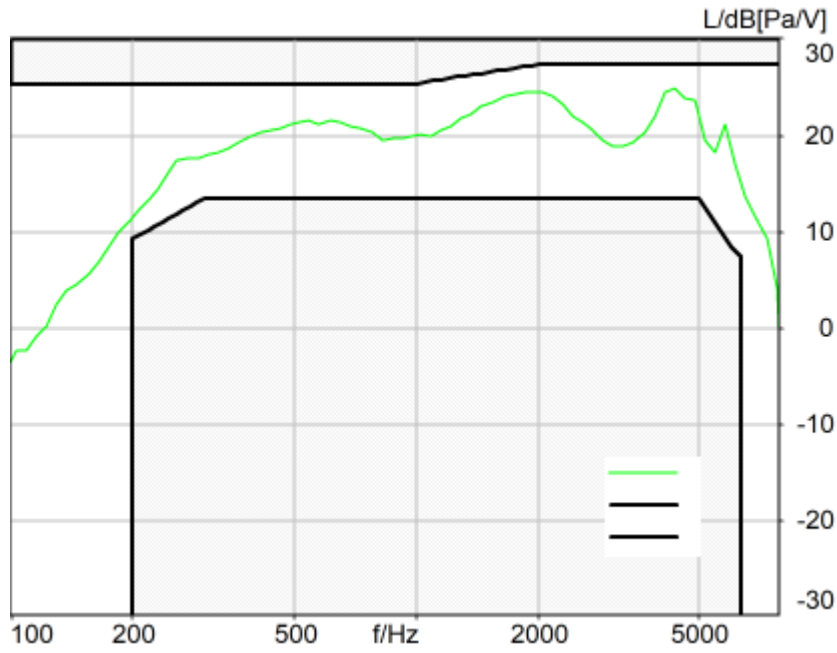
All SDNRs were greater than 20.0 dB, requirement was met.

Smallest SDNR was 23.31dB at 2000Hz.

2024/4/26 16:24 ACQUA

5.3 Frequency Response 8N FF, Index: 1

TIA-5050 (2018-01) \ Measurements \ Wideband



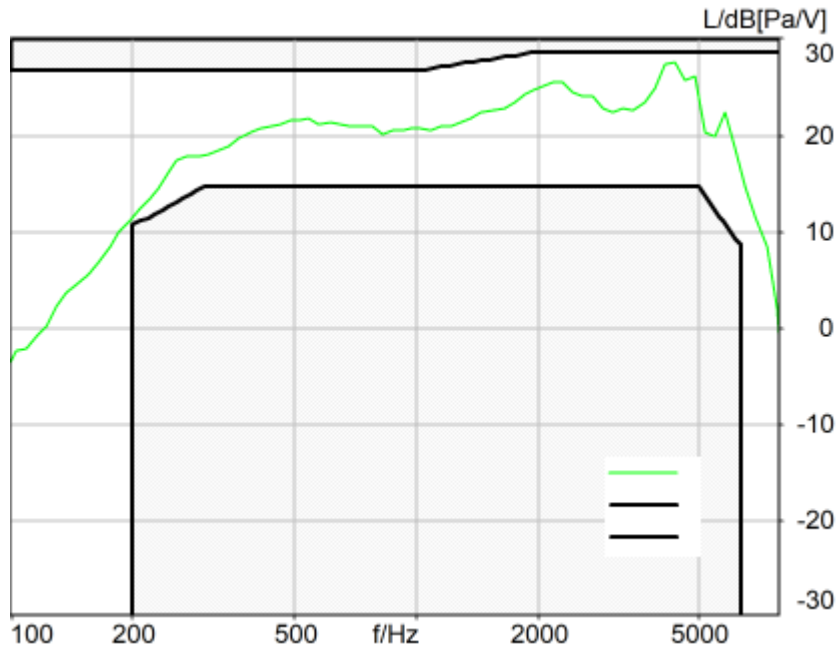
Absolute minimal distance
2.52 dB at 4369.4 Hz Ok

Ok

2024/4/26 16:16 ACQUA 6.0.200
Unmodified HEAD acoustics Measurement Descriptor

5.3 Frequency Response 8N DF, Index: 1

TIA-5050 (2018-01) \ Measurements \ Wideband



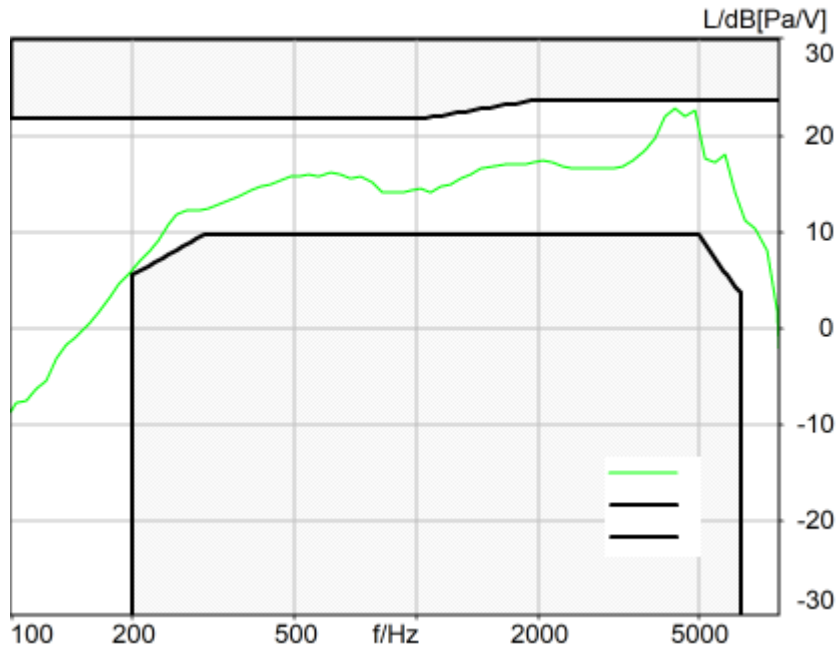
Absolute minimal distance
1.17 dB at 4369.4 Hz Ok

Ok

2024/4/26 16:17 ACQUA 6.0.200
Unmodified HEAD acoustics Measurement Descriptor

5.3 Frequency Response 2N FF, Index: 1

TIA-5050 (2018-01) \ Measurements \ Wideband



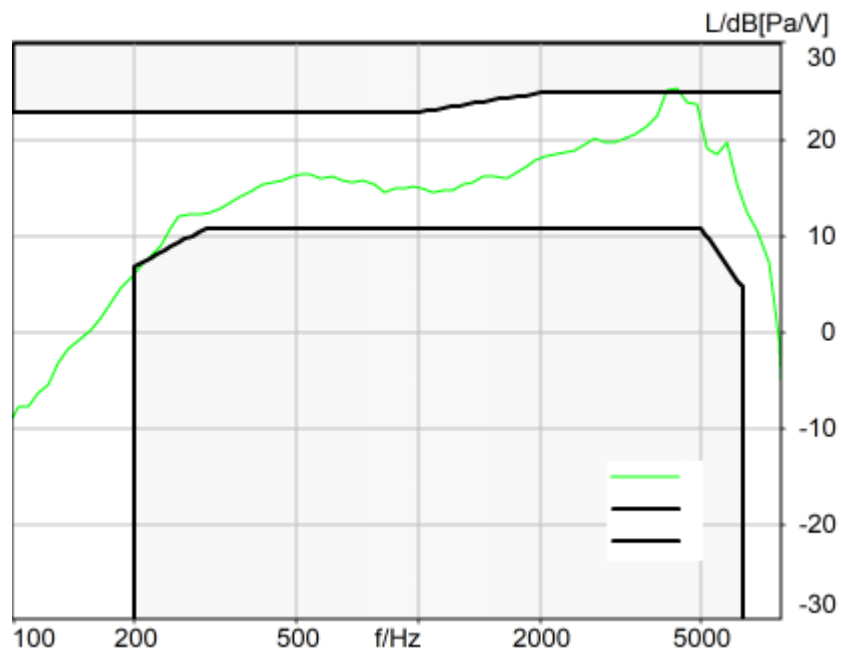
Absolute minimal distance
0.84 dB at 4369.4 Hz Ok

Ok

2024/4/26 16:24 ACQUA 6.0.200
Unmodified HEAD acoustics Measurement Descriptor

5.3 Frequency Response 2N DF, Index: 1

TIA-5050 (2018-01) \ Measurements \ Wideband



Absolute minimal distance
-0.36 dB at 4369.4 Hz Not Ok

Not Ok

2024/4/26 16:24 ACQUA 6.0.200
Unmodified HEAD acoustics Measurement Descriptor

Measurement Protocol

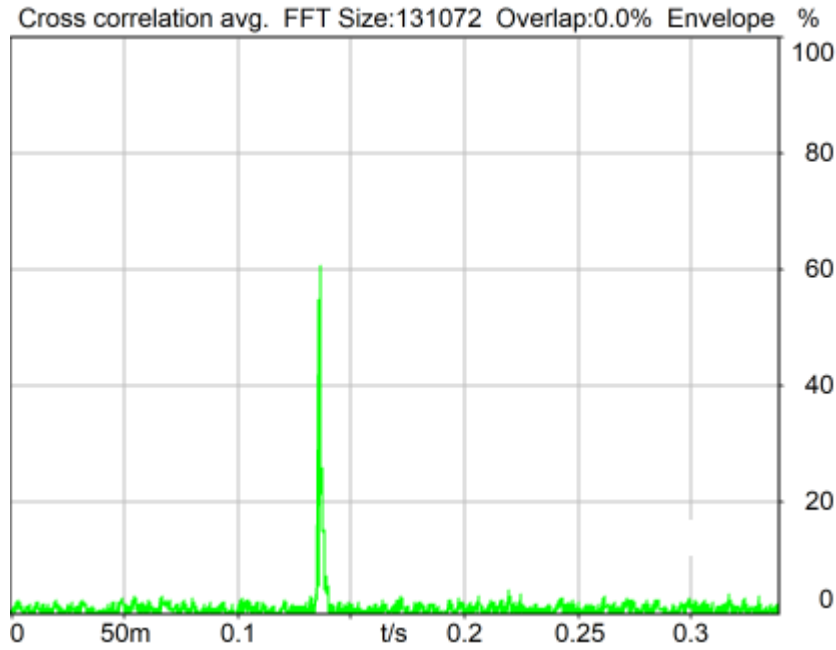
Measurement Object	FR1 n25_20_DFT-s-OFDM_EVS NB 24.4kbps_CH376500
Description	HMD_TA_1600#Tomcat

Project	TIA-5050 (2018-01)
Report Generation Date	2024/5/22 13:02
Responsible Person	audio

Overall Receive Delay NB, Index: 1	3
5.1a Receive Volume Control Performance 8N NB, Index: 1	3
5.1b Receive Volume Control Performance 2N NB, Index: 1	4
5.2 RCV Distortion and Noise - 400 Hz NB, Index: 1	5
5.2 RCV Distortion and Noise - 500 Hz NB, Index: 1	6
5.2 RCV Distortion and Noise - 630 Hz NB, Index: 1	7
5.2 RCV Distortion and Noise - 800 Hz NB, Index: 1	7
5.2 RCV Distortion and Noise - 1000 Hz NB, Index: 1	8
5.2 RCV Distortion and Noise - 1250 Hz NB, Index: 1	9
5.2 RCV Distortion and Noise - 1600 Hz NB, Index: 1	9
5.2 RCV Distortion and Noise - 2000 Hz NB, Index: 1	10
5.2 RCV Distortion and Noise - 2500 Hz NB, Index: 1	11
5.2 RCV Distortion and Noise - 3150 Hz NB, Index: 1	11
Report - Receive Distortion and Noise (Conversational Gain), Index: 1	12
5.2 RCV Distortion and Noise - 400 Hz NB, Index: 1	13
5.2 RCV Distortion and Noise - 500 Hz NB, Index: 1	13
5.2 RCV Distortion and Noise - 630 Hz NB, Index: 1	14
5.2 RCV Distortion and Noise - 800 Hz NB, Index: 1	15
5.2 RCV Distortion and Noise - 1000 Hz NB, Index: 1	15
5.2 RCV Distortion and Noise - 1250 Hz NB, Index: 1	16
5.2 RCV Distortion and Noise - 1600 Hz NB, Index: 1	17
5.2 RCV Distortion and Noise - 2000 Hz NB, Index: 1	17
5.2 RCV Distortion and Noise - 2500 Hz NB, Index: 1	18
5.2 RCV Distortion and Noise - 3150 Hz NB, Index: 1	19
Report - Receive Distortion and Noise (Conversational Gain), Index: 1	19
5.3 Frequency Response 8N FF HANB, Index: 1	20
5.3 Frequency Response 8N DF HANB, Index: 1	21
5.3 Frequency Response 2N FF HANB, Index: 1	21
5.3 Frequency Response 2N DF HANB, Index: 1	22

Overall Receive Delay NB, Index: 1

TIA-5050 (2018-01) \ Measurements \ Narrowband \ Preparation - Delay measurement



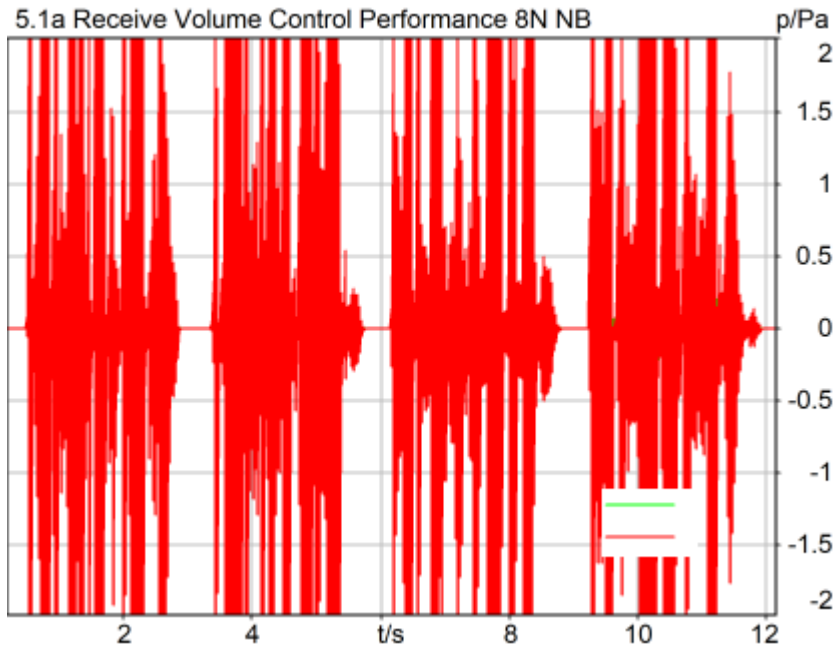
Channel	Delay
RCV*Source	136.7 ms

2024/4/28 12:59 ACQUA 6.0.200

Unmodified HEAD acoustics Measurement Descriptor

5.1a Receive Volume Control Performance 8N NB, Index: 1

TIA-5050 (2018-01) \ Measurements \ Narrowband



Correction

X - 70

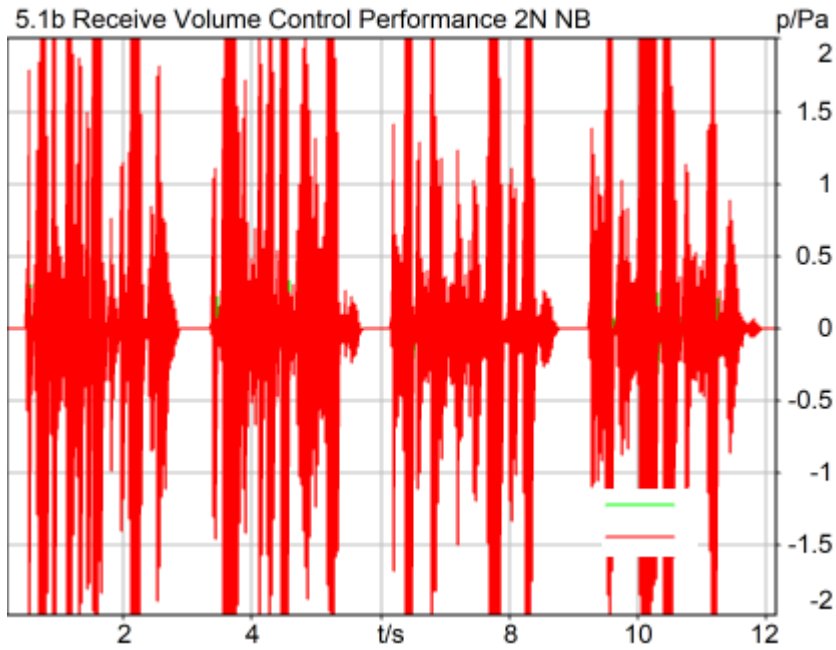
Channel	Speech level	Activity	Corrected speech level	
RCV	93.69 dB[SPL]	80.42%	23.69 dB[SPL]	Ok

Ok

2024/4/28 12:59 ACQUA 6.0.200

5.1b Receive Volume Control Performance 2N NB, Index: 1

TIA-5050 (2018-01) \ Measurements \ Narrowband



Correction

X - 70

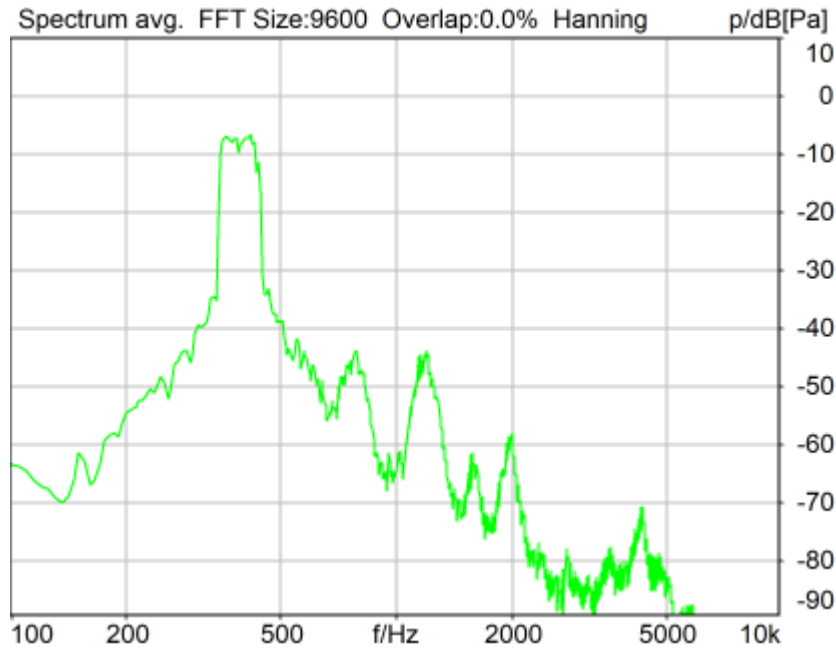
Channel	Speech level	Activity	Corrected speech level	
RCV	87.53 dB[SPL]	80.45%	17.53 dB[SPL]	Ok

Ok

2024/4/28 13:05 ACQUA 6.0.200

5.2 RCV Distortion and Noise - 400 Hz NB, Index: 1

TIA-5050 (2018-01) \ Measurements \ Narrowband \ 5.2 Receive Distortion and Noise 8N



Distortion (Noise) RCV (packed): 31.50 dB (2.66%) Ok

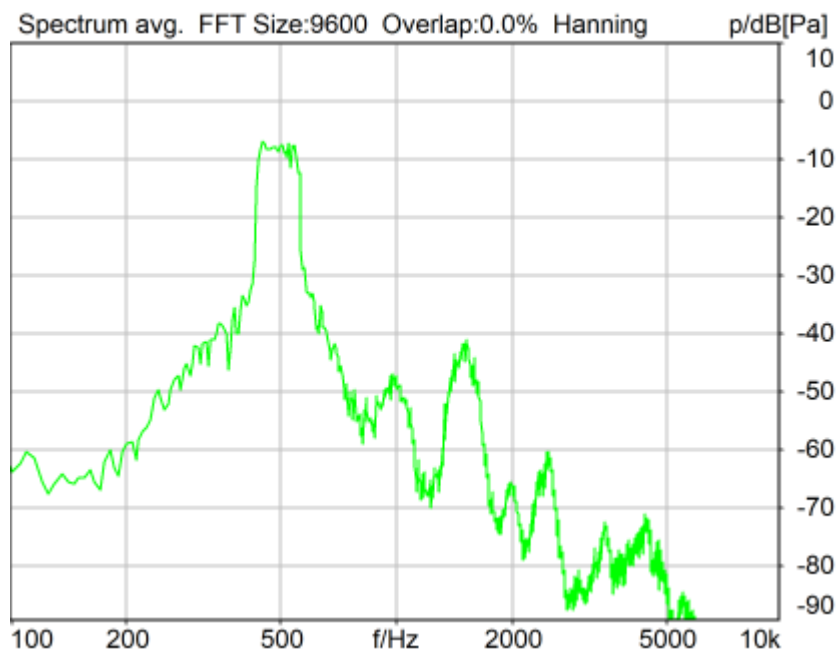
Ok

2024/4/28 12:59 ACQUA 6.0.200

Unmodified HEAD acoustics Measurement Descriptor

5.2 RCV Distortion and Noise - 500 Hz NB, Index: 1

TIA-5050 (2018-01) \ Measurements \ Narrowband \ 5.2 Receive Distortion and Noise 8N



Distortion (Noise) RCV (packed): 28.07 dB (3.95%) Ok

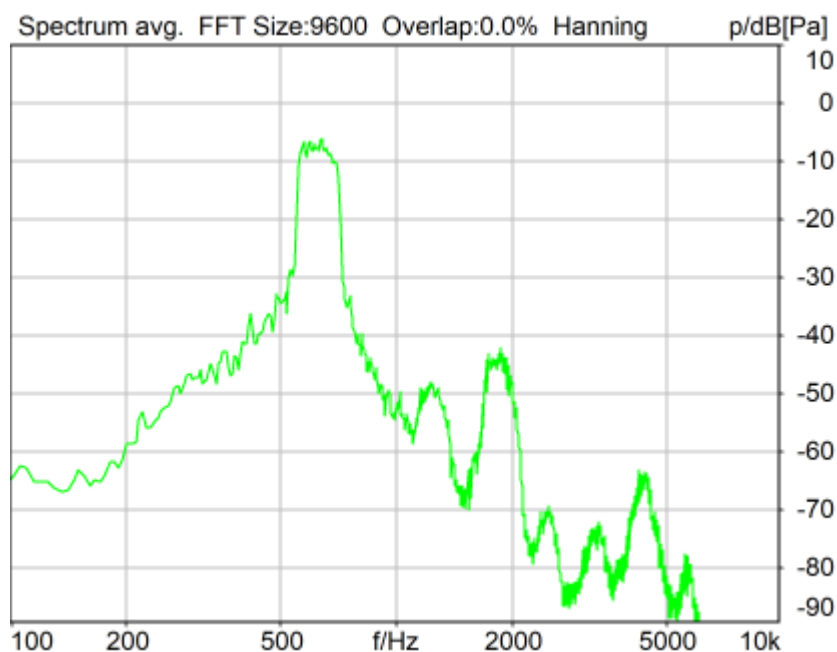
Ok

2024/4/28 13:00 ACQUA 6.0.200

Unmodified HEAD acoustics Measurement Descriptor

5.2 RCV Distortion and Noise - 630 Hz NB, Index: 1

TIA-5050 (2018-01) \ Measurements \ Narrowband \ 5.2 Receive Distortion and Noise 8N



Distortion (Noise) RCV (packed): 27.81 dB (4.07%) Ok

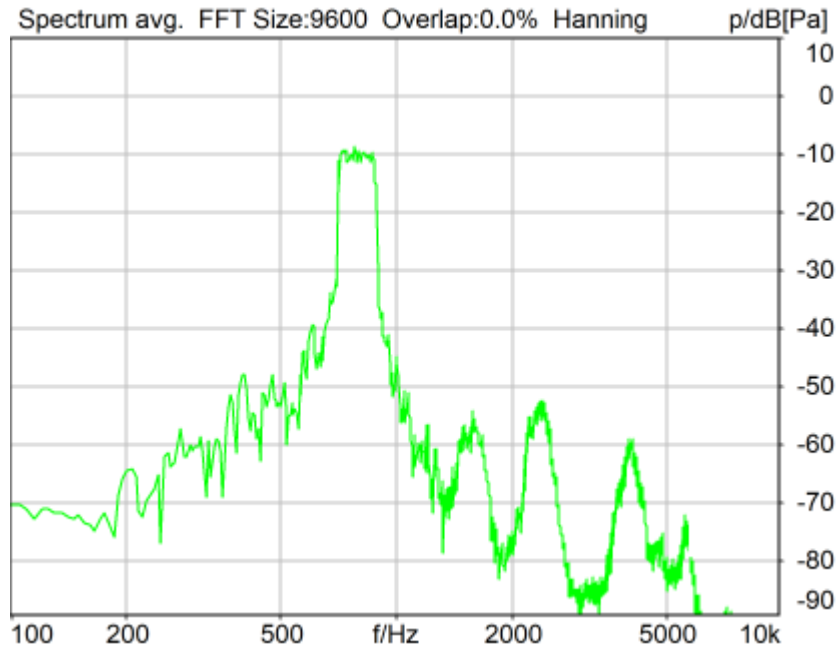
Ok

2024/4/28 13:00 ACQUA 6.0.200

Unmodified HEAD acoustics Measurement Descriptor

5.2 RCV Distortion and Noise - 800 Hz NB, Index: 1

TIA-5050 (2018-01) \ Measurements \ Narrowband \ 5.2 Receive Distortion and Noise 8N



Distortion (Noise) RCV (packed): 32.29 dB (2.43%) Ok

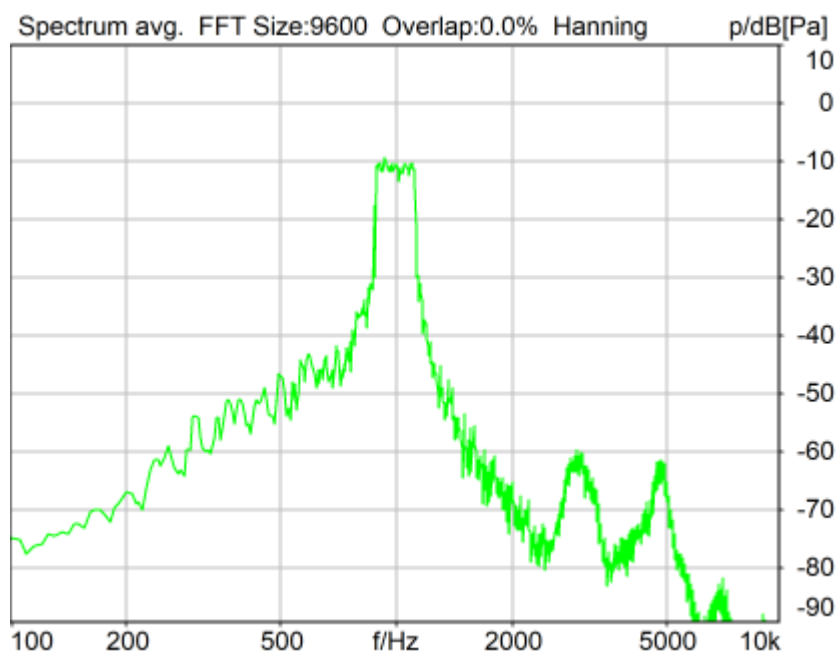
Ok

2024/4/28 13:01 ACQUA 6.0.200

Unmodified HEAD acoustics Measurement Descriptor

5.2 RCV Distortion and Noise - 1000 Hz NB, Index: 1

TIA-5050 (2018-01) \ Measurements \ Narrowband \ 5.2 Receive Distortion and Noise 8N



Distortion (Noise) RCV (packed): 27.07 dB (4.43%) Ok

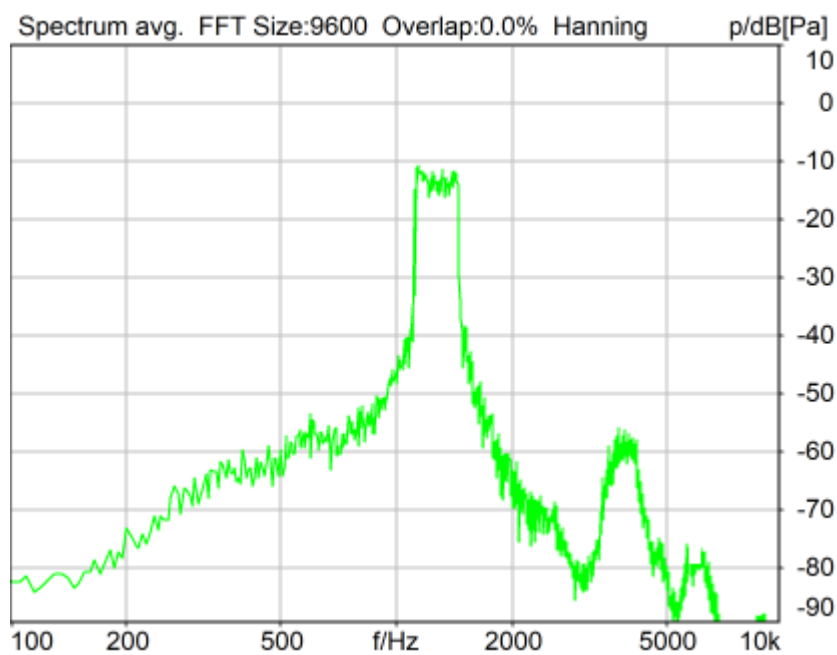
Ok

2024/4/28 13:01 ACQUA 6.0.200

Unmodified HEAD acoustics Measurement Descriptor

5.2 RCV Distortion and Noise - 1250 Hz NB, Index: 1

TIA-5050 (2018-01) \ Measurements \ Narrowband \ 5.2 Receive Distortion and Noise 8N



Distortion (Noise) RCV (packed): 27.61 dB (4.16%) Ok

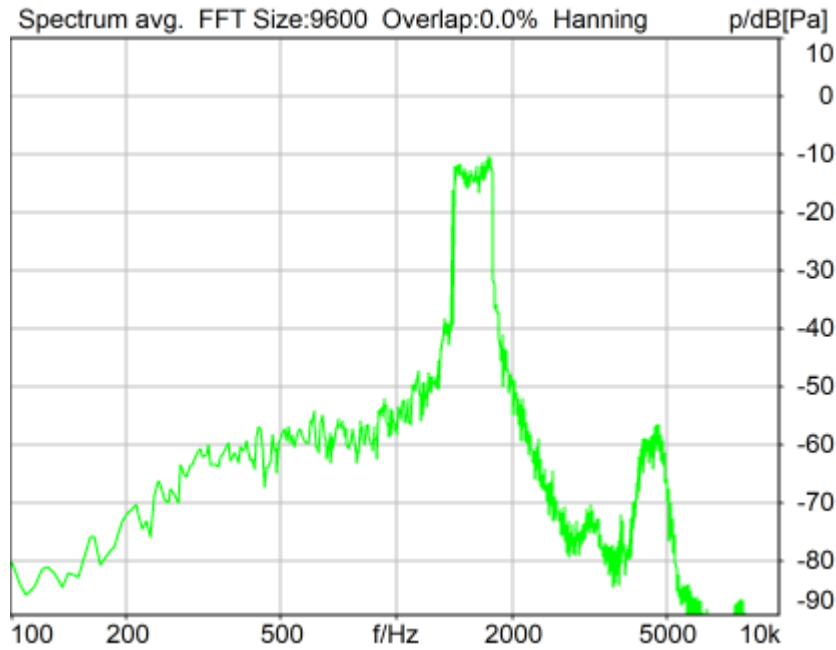
Ok

2024/4/28 13:01 ACQUA 6.0.200

Unmodified HEAD acoustics Measurement Descriptor

5.2 RCV Distortion and Noise - 1600 Hz NB, Index: 1

TIA-5050 (2018-01) \ Measurements \ Narrowband \ 5.2 Receive Distortion and Noise 8N



Distortion (Noise) RCV (packed): 28.76 dB (3.65%) Ok

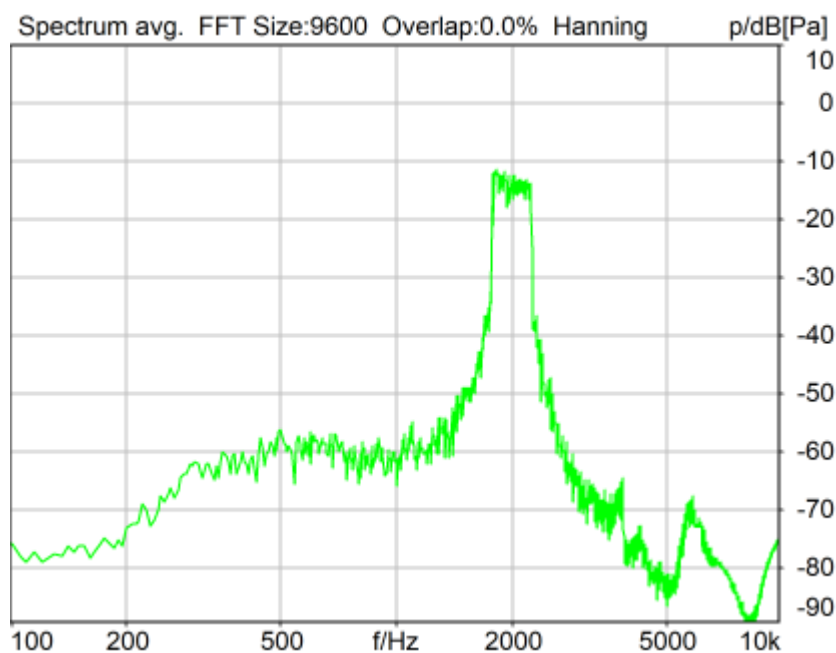
Ok

2024/4/28 13:02 ACQUA 6.0.200

Unmodified HEAD acoustics Measurement Descriptor

5.2 RCV Distortion and Noise - 2000 Hz NB, Index: 1

TIA-5050 (2018-01) \ Measurements \ Narrowband \ 5.2 Receive Distortion and Noise 8N



Distortion (Noise) RCV (packed): 27.49 dB (4.22%) Ok

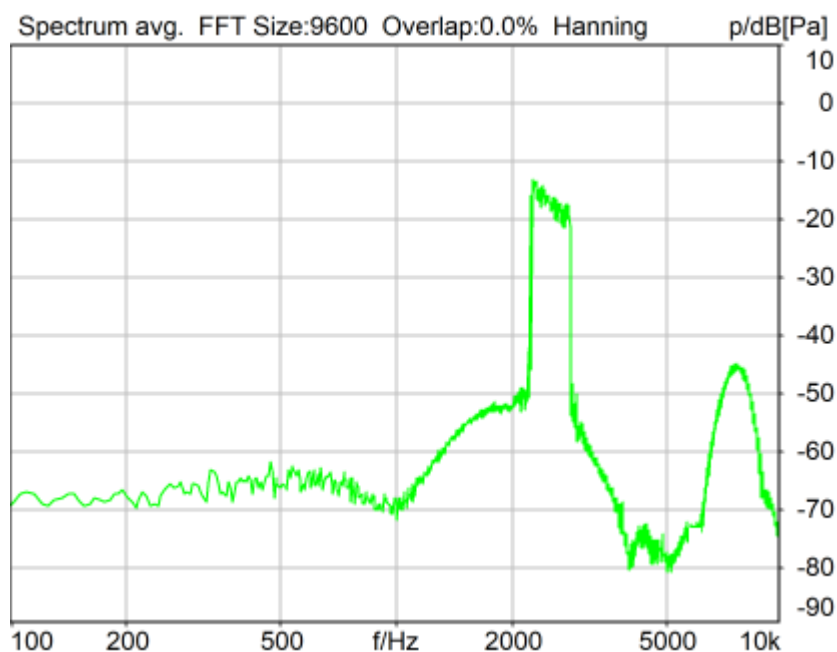
Ok

2024/4/28 13:02 ACQUA 6.0.200

Unmodified HEAD acoustics Measurement Descriptor

5.2 RCV Distortion and Noise - 2500 Hz NB, Index: 1

TIA-5050 (2018-01) \ Measurements \ Narrowband \ 5.2 Receive Distortion and Noise 8N



Distortion (Noise) RCV (packed): 25.38 dB (5.38%) Ok

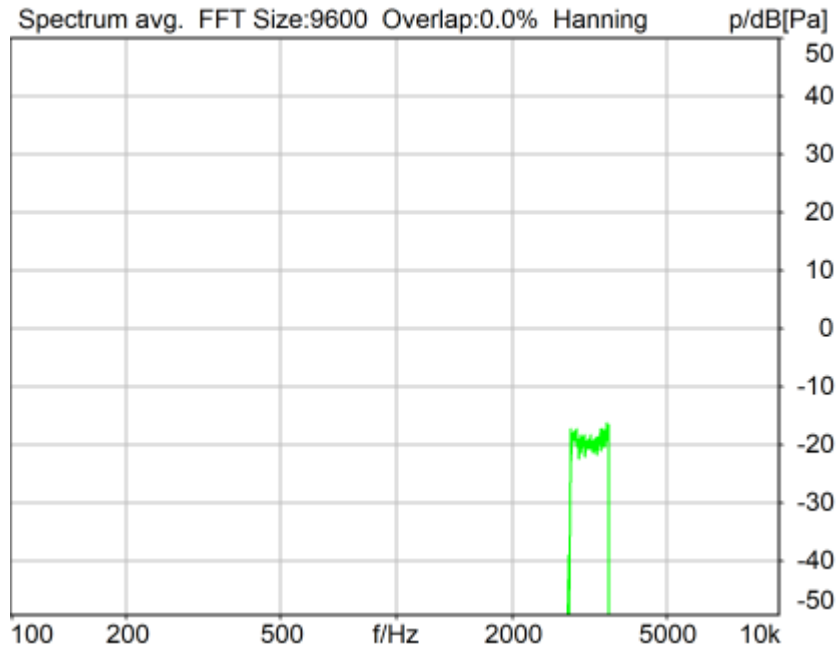
Ok

2024/4/28 13:03 ACQUA 6.0.200

Unmodified HEAD acoustics Measurement Descriptor

5.2 RCV Distortion and Noise - 3150 Hz NB, Index: 1

TIA-5050 (2018-01) \ Measurements \ Narrowband \ 5.2 Receive Distortion and Noise 8N



Distortion (Noise) RCV (packed): 28.58 dB (3.73%) Ok

Ok

2024/4/28 13:03 ACQUA 6.0.200

Unmodified HEAD acoustics Measurement Descriptor

Report - Receive Distortion and Noise (Conversational Gain), Index:

1

TIA-5050 (2018-01) \ Measurements \ Narrowband \ 5.2 Receive Distortion and Noise 8N

Region	Frequency	SDNR
1	400Hz	31.50 dB
2	500Hz	28.07 dB
3	630Hz	27.81 dB
4	800Hz	32.29 dB
5	1000Hz	27.07 dB
6	1250Hz	27.61 dB
7	1600Hz	28.76 dB
8	2000Hz	27.49 dB
9	2500Hz	25.38 dB
10	3150Hz	28.58 dB

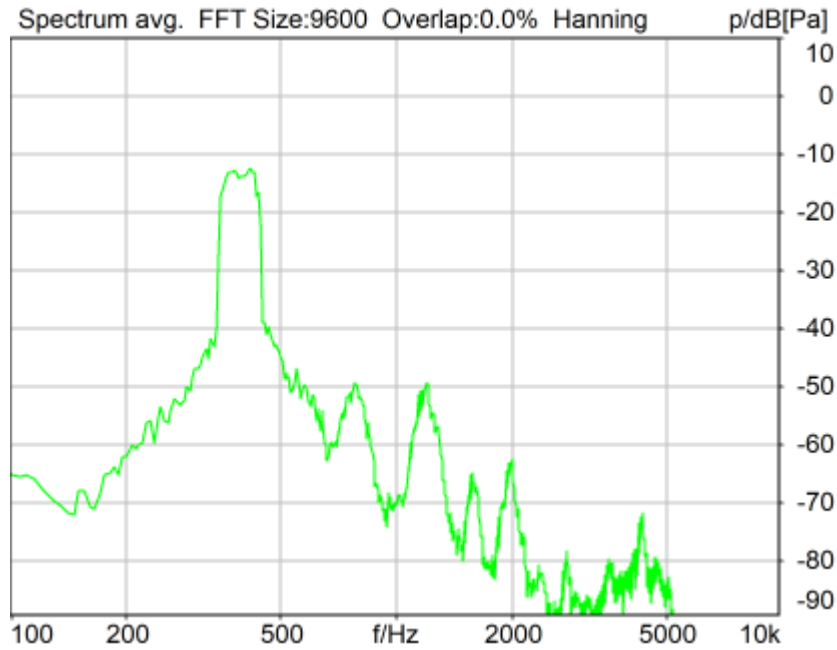
All SDNRs were greater than 20.0 dB, requirement was met.

Smallest SDNR was 25.38dB at 2500Hz.

2024/4/28 13:03 ACQUA

5.2 RCV Distortion and Noise - 400 Hz NB, Index: 1

TIA-5050 (2018-01) \ Measurements \ Narrowband \ 5.2 Receive Distortion and Noise 2N



Distortion (Noise) RCV (packed): 31.14 dB (2.77%) Ok

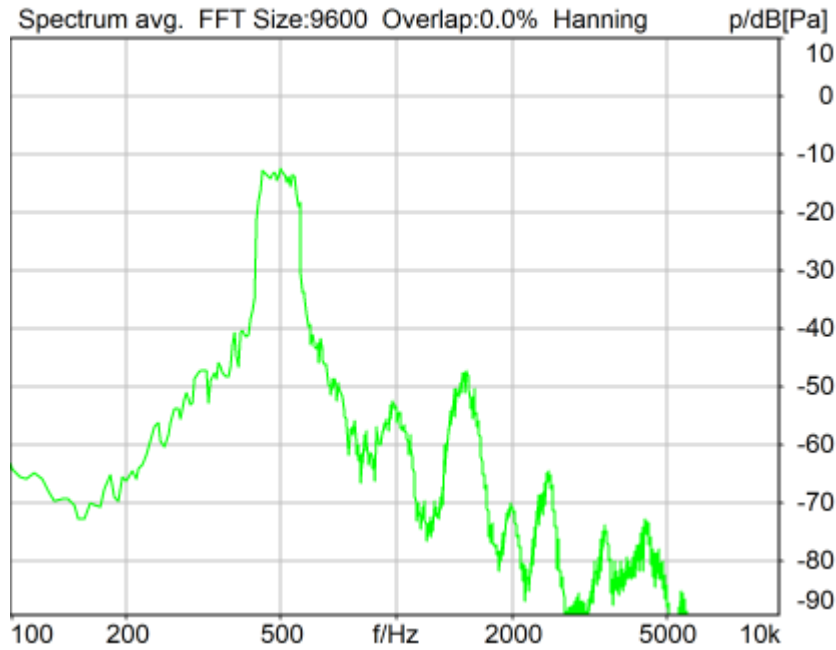
Ok

2024/4/28 13:06 ACQUA 6.0.200

Unmodified HEAD acoustics Measurement Descriptor

5.2 RCV Distortion and Noise - 500 Hz NB, Index: 1

TIA-5050 (2018-01) \ Measurements \ Narrowband \ 5.2 Receive Distortion and Noise 2N



Distortion (Noise) RCV (packed): 28.69 dB (3.68%) Ok

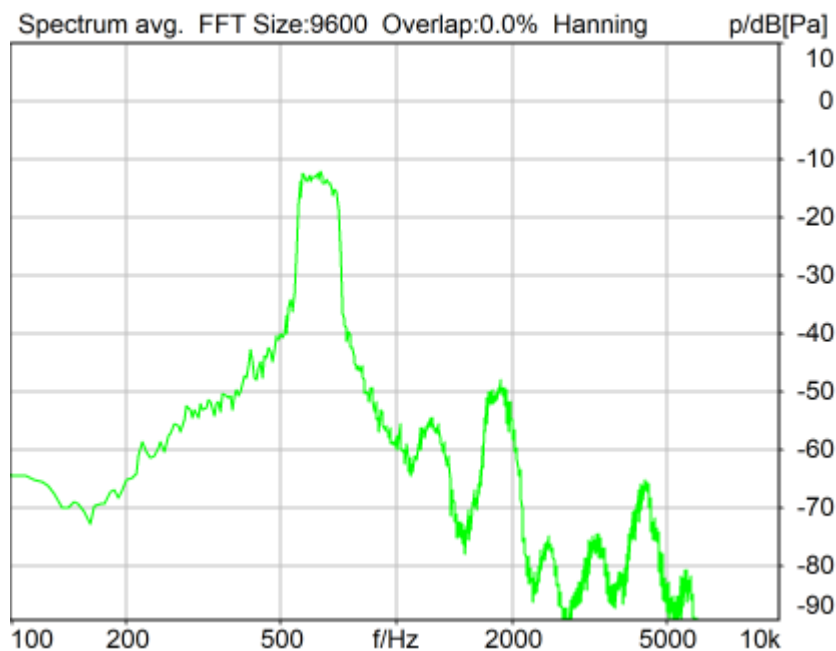
Ok

2024/4/28 13:06 ACQUA 6.0.200

Unmodified HEAD acoustics Measurement Descriptor

5.2 RCV Distortion and Noise - 630 Hz NB, Index: 1

TIA-5050 (2018-01) \ Measurements \ Narrowband \ 5.2 Receive Distortion and Noise 2N



Distortion (Noise) RCV (packed): 28.11 dB (3.93%) Ok

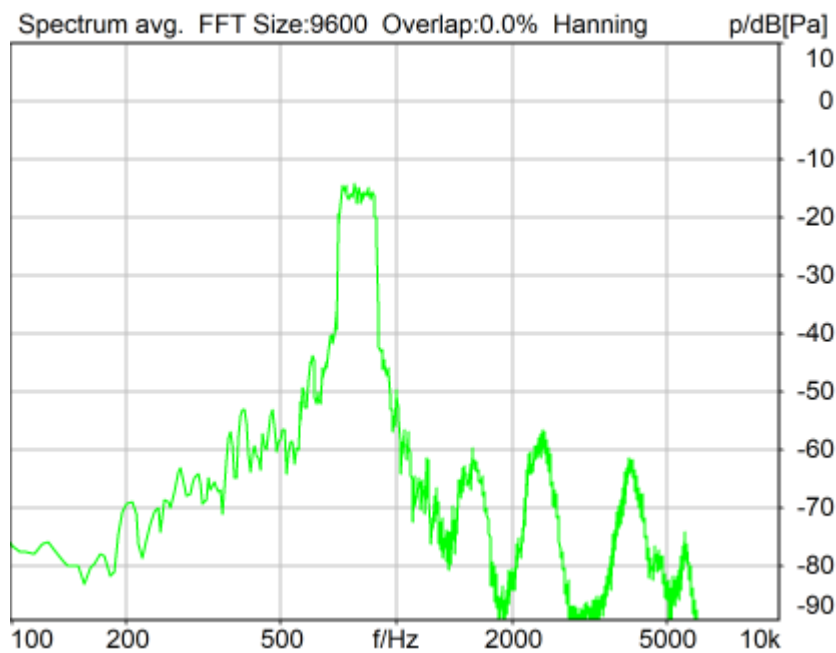
Ok

2024/4/28 13:07 ACQUA 6.0.200

Unmodified HEAD acoustics Measurement Descriptor

5.2 RCV Distortion and Noise - 800 Hz NB, Index: 1

TIA-5050 (2018-01) \ Measurements \ Narrowband \ 5.2 Receive Distortion and Noise 2N



Distortion (Noise) RCV (packed): 31.37 dB (2.70%) Ok

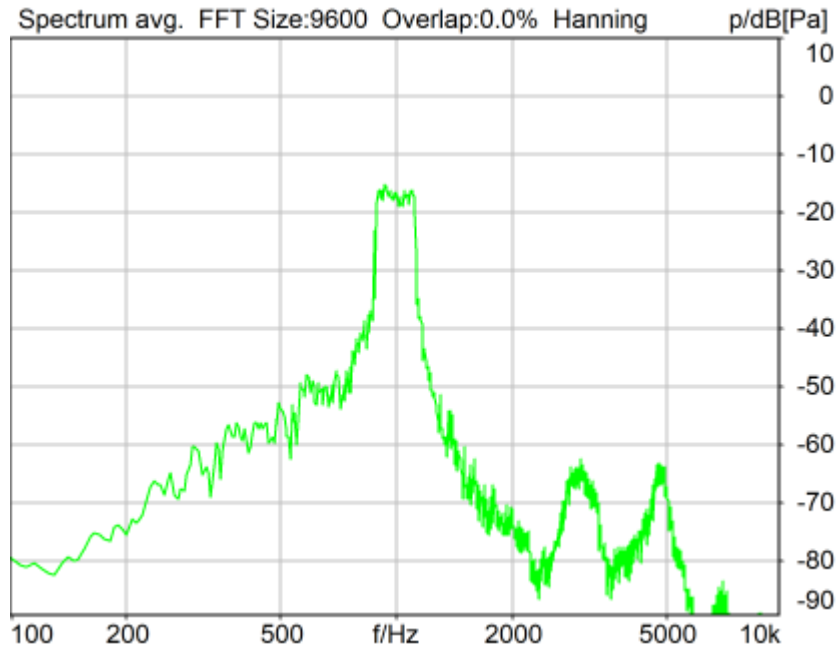
Ok

2024/4/28 13:07 ACQUA 6.0.200

Unmodified HEAD acoustics Measurement Descriptor

5.2 RCV Distortion and Noise - 1000 Hz NB, Index: 1

TIA-5050 (2018-01) \ Measurements \ Narrowband \ 5.2 Receive Distortion and Noise 2N



Distortion (Noise) RCV (packed): 26.63 dB (4.66%) Ok

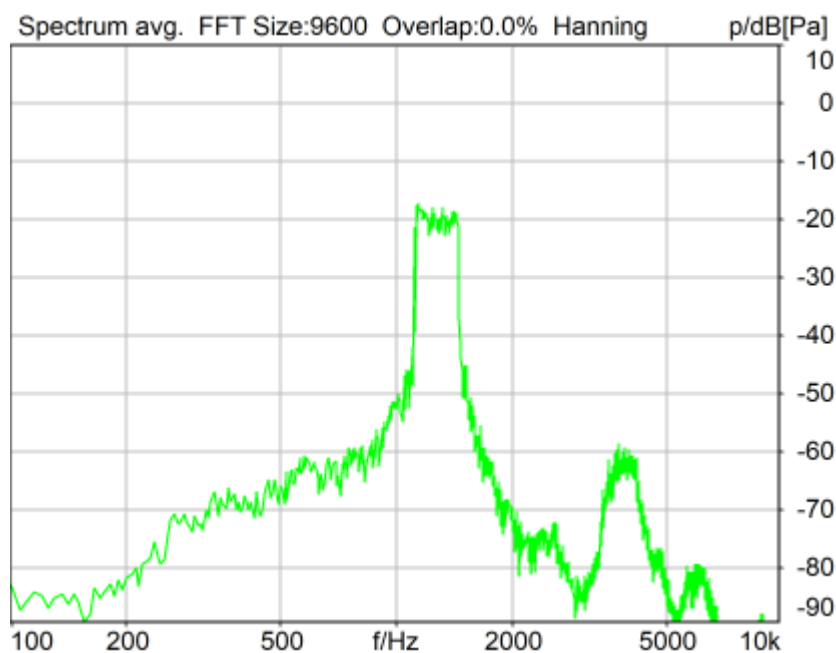
Ok

2024/4/28 13:07 ACQUA 6.0.200

Unmodified HEAD acoustics Measurement Descriptor

5.2 RCV Distortion and Noise - 1250 Hz NB, Index: 1

TIA-5050 (2018-01) \ Measurements \ Narrowband \ 5.2 Receive Distortion and Noise 2N



Distortion (Noise) RCV (packed): 27.57 dB (4.18%) Ok

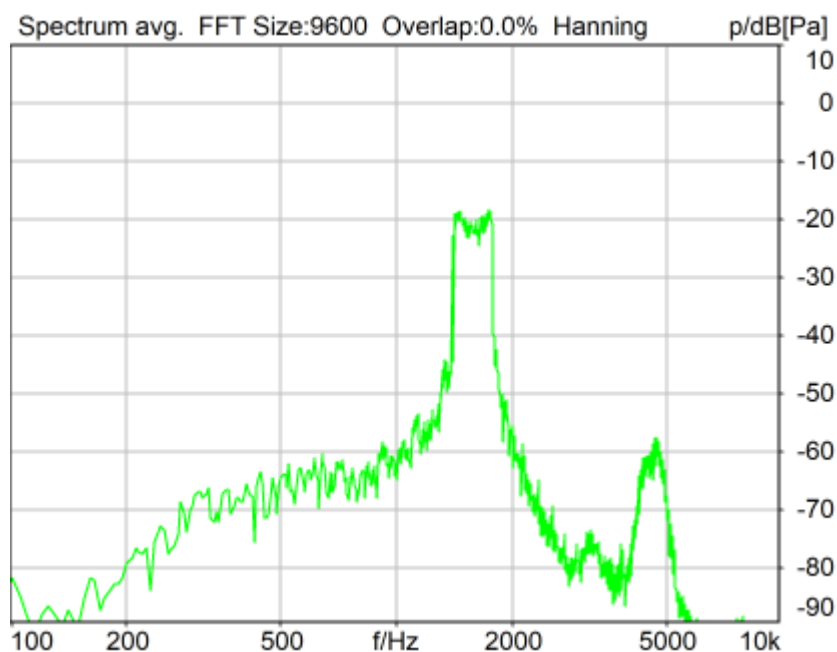
Ok

2024/4/28 13:08 ACQUA 6.0.200

Unmodified HEAD acoustics Measurement Descriptor

5.2 RCV Distortion and Noise - 1600 Hz NB, Index: 1

TIA-5050 (2018-01) \ Measurements \ Narrowband \ 5.2 Receive Distortion and Noise 2N



Distortion (Noise) RCV (packed): 28.01 dB (3.98%) Ok

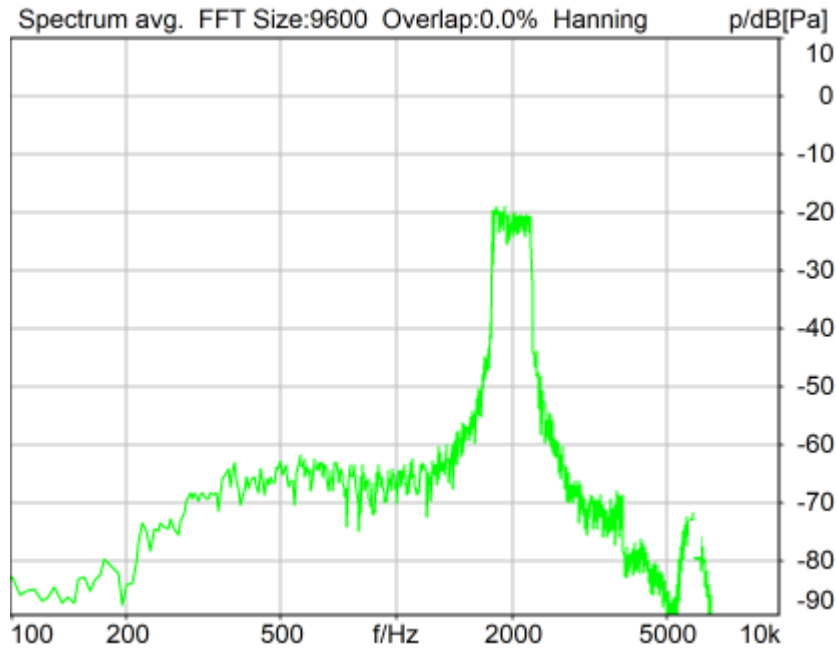
Ok

2024/4/28 13:08 ACQUA 6.0.200

Unmodified HEAD acoustics Measurement Descriptor

5.2 RCV Distortion and Noise - 2000 Hz NB, Index: 1

TIA-5050 (2018-01) \ Measurements \ Narrowband \ 5.2 Receive Distortion and Noise 2N



Distortion (Noise) RCV (packed): 27.13 dB (4.40%) Ok

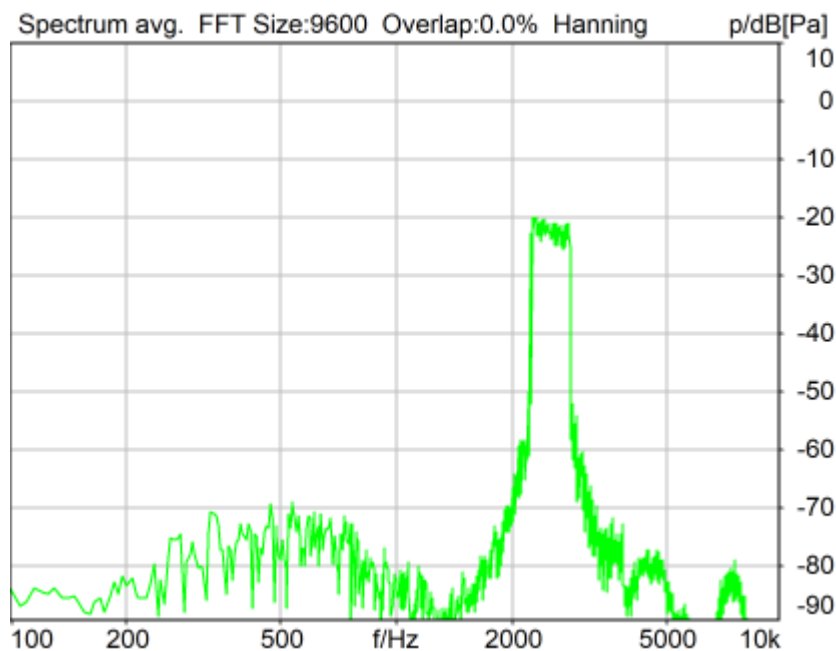
Ok

2024/4/28 13:09 ACQUA 6.0.200

Unmodified HEAD acoustics Measurement Descriptor

5.2 RCV Distortion and Noise - 2500 Hz NB, Index: 1

TIA-5050 (2018-01) \ Measurements \ Narrowband \ 5.2 Receive Distortion and Noise 2N



Distortion (Noise) RCV (packed): 38.24 dB (1.22%) Ok

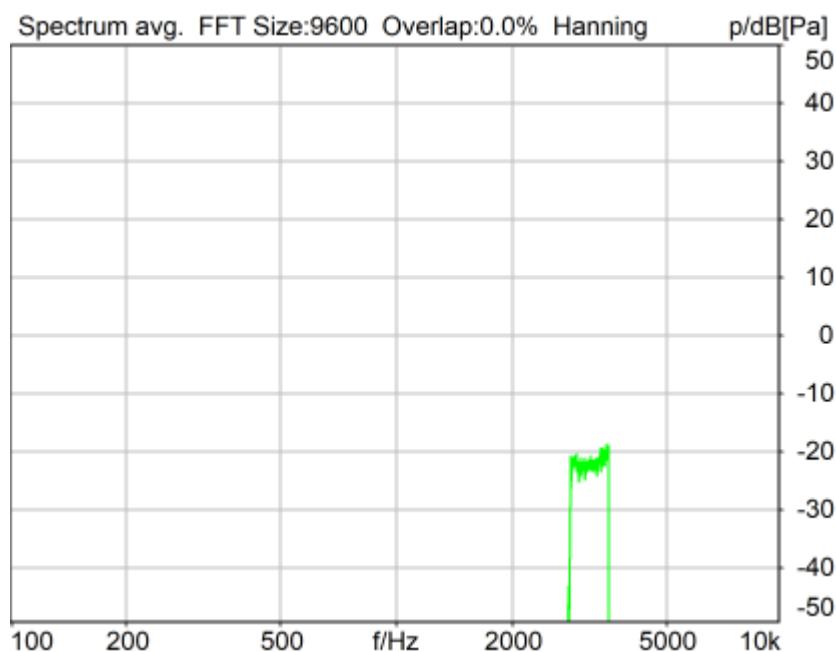
Ok

2024/4/28 13:09 ACQUA 6.0.200

Unmodified HEAD acoustics Measurement Descriptor

5.2 RCV Distortion and Noise - 3150 Hz NB, Index: 1

TIA-5050 (2018-01) \ Measurements \ Narrowband \ 5.2 Receive Distortion and Noise 2N



Distortion (Noise) RCV (packed): 44.33 dB (0.61%) Ok

Ok

2024/4/28 13:09 ACQUA 6.0.200

Unmodified HEAD acoustics Measurement Descriptor

Report - Receive Distortion and Noise (Conversational Gain), Index: 1

TIA-5050 (2018-01) \ Measurements \ Narrowband \ 5.2 Receive Distortion and Noise 2N

Region	Frequency	SDNR
1	400Hz	31.14 dB

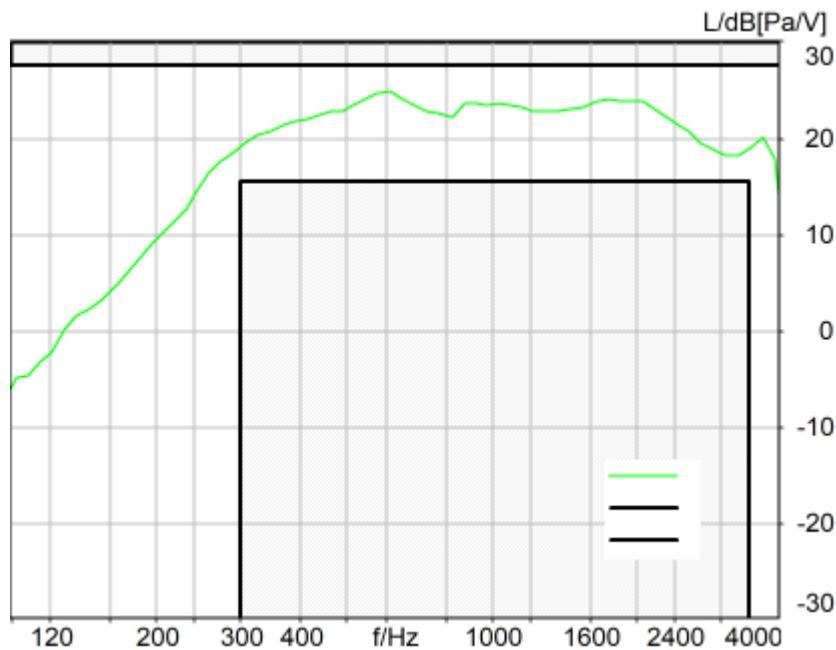
2	500Hz	28.69 dB
3	630Hz	28.11 dB
4	800Hz	31.37 dB
5	1000Hz	26.63 dB
6	1250Hz	27.57 dB
7	1600Hz	28.01 dB
8	2000Hz	27.13 dB
9	2500Hz	38.24 dB
10	3150Hz	44.33 dB

All SDNRs were greater than 20.0 dB, requirement was met.
Smallest SDNR was 26.63dB at 1000Hz.

2024/4/28 13:09 ACQUA

5.3 Frequency Response 8N FF HANB, Index: 1

TIA-5050 (2018-01) \ Measurements \ Narrowband



Absolute minimal distance
2.66 dB at 611.7 Hz Ok

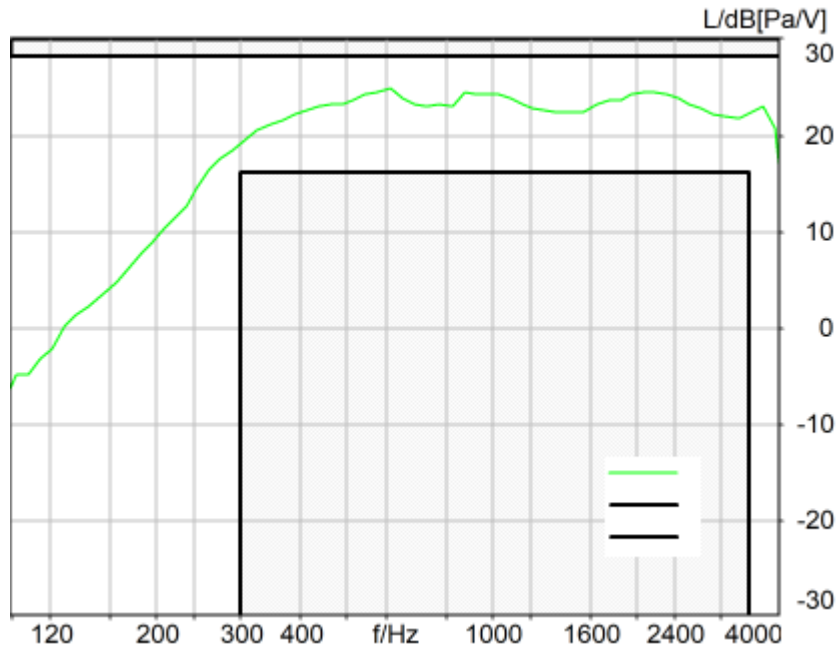
Ok

2024/4/28 13:04 ACQUA 6.0.200

Unmodified HEAD acoustics Measurement Descriptor

5.3 Frequency Response 8N DF HANB, Index: 1

TIA-5050 (2018-01) \ Measurements \ Narrowband



Absolute minimal distance

3.36 dB at 305.9 Hz Ok

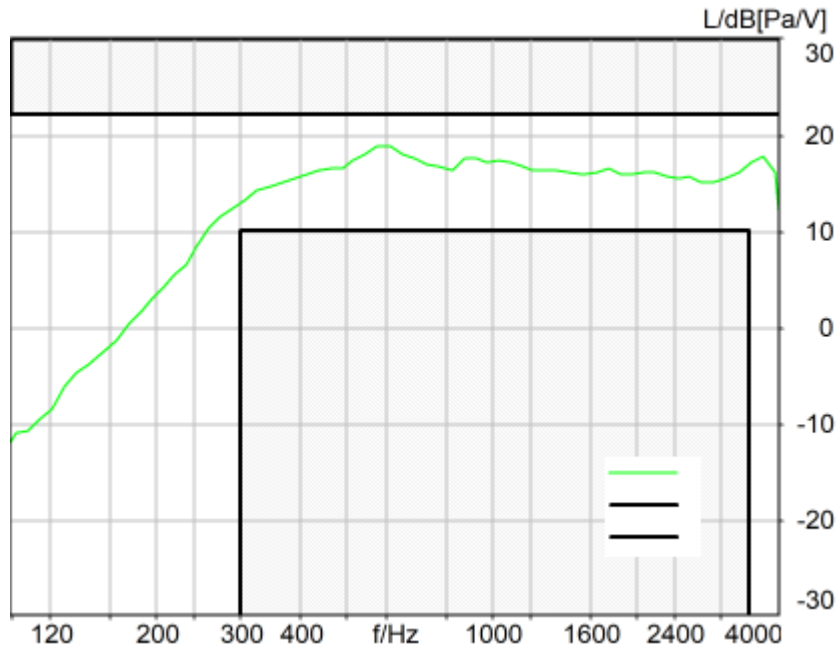
Ok

2024/4/28 13:04 ACQUA 6.0.200

Unmodified HEAD acoustics Measurement Descriptor

5.3 Frequency Response 2N FF HANB, Index: 1

TIA-5050 (2018-01) \ Measurements \ Narrowband



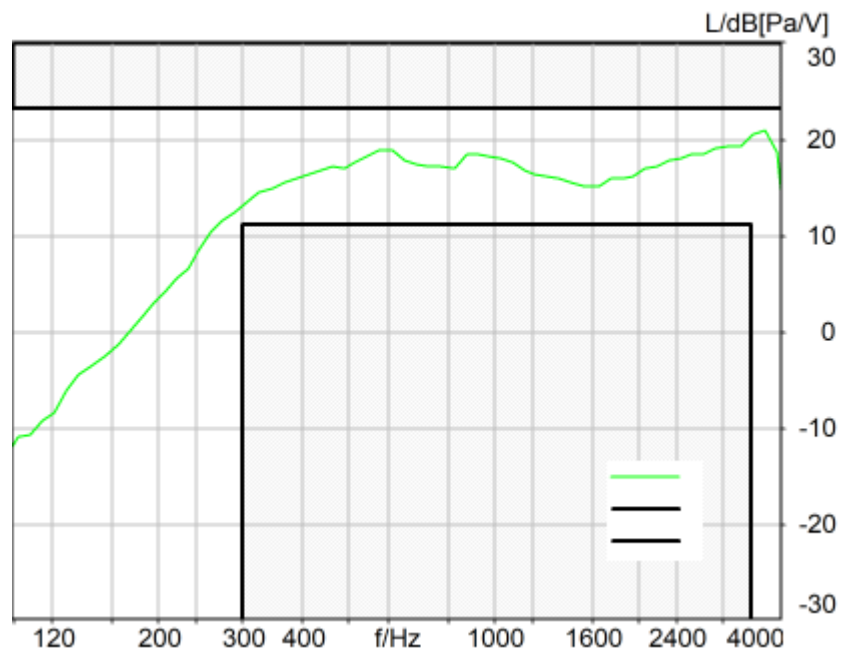
Absolute minimal distance
3.20 dB at 611.7 Hz Ok

Ok

2024/4/28 13:10 ACQUA 6.0.200
Unmodified HEAD acoustics Measurement Descriptor

5.3 Frequency Response 2N DF HANB, Index: 1

TIA-5050 (2018-01) \ Measurements \ Narrowband



Absolute minimal distance
2.26 dB at 3657.5 Hz Ok

Ok

2024/4/28 13:10 ACQUA 6.0.200
Unmodified HEAD acoustics Measurement Descriptor

Measurement Protocol

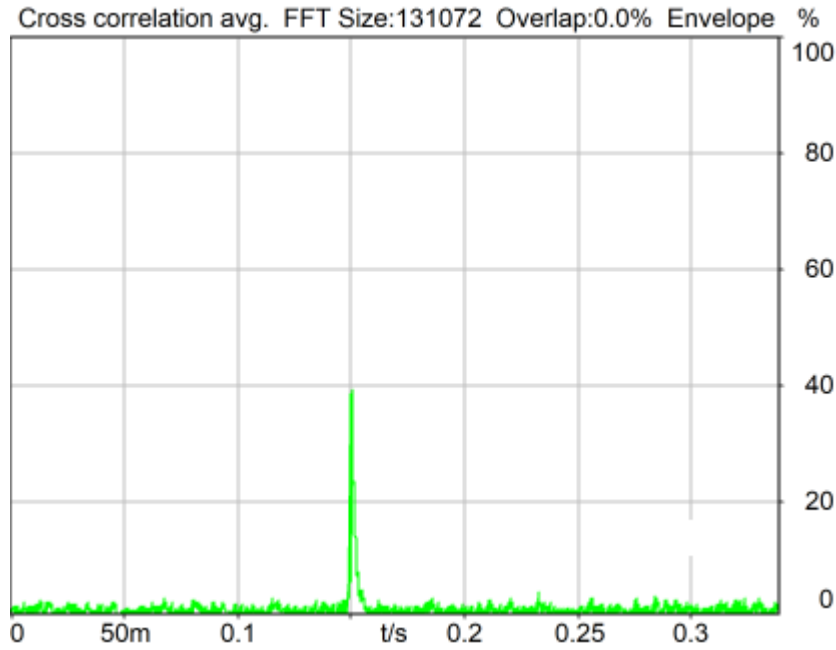
Measurement Object	FR1 n25_20_DFT-s-OFDM_EVS WB 24.4kbps_CH376500
Description	HMD_TA_1600#Tomcat

Project	TIA-5050 (2018-01)
Report Generation Date	2024/5/22 13:02
Responsible Person	audio

Overall Receive Delay WB, Index: 1	3
5.1a Receive Volume Control Performance 8N WB, Index: 1	3
5.1b Receive Volume Control Performance 2N WB, Index: 1	4
5.2 RCV Distortion and Noise - 250 Hz WB, Index: 1	5
5.2 RCV Distortion and Noise - 315 Hz WB, Index: 1	6
5.2 RCV Distortion and Noise - 400 Hz WB, Index: 1	7
5.2 RCV Distortion and Noise - 500 Hz WB, Index: 1	7
5.2 RCV Distortion and Noise - 630 Hz WB, Index: 1	8
5.2 RCV Distortion and Noise - 800 Hz WB, Index: 1	9
5.2 RCV Distortion and Noise - 1000 Hz WB, Index: 1	9
5.2 RCV Distortion and Noise - 1250 Hz WB, Index: 1	10
5.2 RCV Distortion and Noise - 1600 Hz WB, Index: 1	11
5.2 RCV Distortion and Noise - 2000 Hz WB, Index: 1	11
5.2 RCV Distortion and Noise - 2500 Hz WB, Index: 1	12
5.2 RCV Distortion and Noise - 3150 Hz WB, Index: 1	13
5.2 RCV Distortion and Noise - 4000 Hz WB, Index: 1	13
5.2 RCV Distortion and Noise - 5000 Hz WB, Index: 1	14
Report - Receive Distortion and Noise (Conversational Gain), Index: 1	15
5.2 RCV Distortion and Noise - 250 Hz WB, Index: 1	15
5.2 RCV Distortion and Noise - 315 Hz WB, Index: 1	16
5.2 RCV Distortion and Noise - 400 Hz WB, Index: 1	17
5.2 RCV Distortion and Noise - 500 Hz WB, Index: 1	17
5.2 RCV Distortion and Noise - 630 Hz WB, Index: 1	18
5.2 RCV Distortion and Noise - 800 Hz WB, Index: 1	19
5.2 RCV Distortion and Noise - 1000 Hz WB, Index: 1	19
5.2 RCV Distortion and Noise - 1250 Hz WB, Index: 1	20
5.2 RCV Distortion and Noise - 1600 Hz WB, Index: 1	21
5.2 RCV Distortion and Noise - 2000 Hz WB, Index: 1	21
5.2 RCV Distortion and Noise - 2500 Hz WB, Index: 1	22
5.2 RCV Distortion and Noise - 3150 Hz WB, Index: 1	23
5.2 RCV Distortion and Noise - 4000 Hz WB, Index: 1	23
5.2 RCV Distortion and Noise - 5000 Hz WB, Index: 1	24
Report - Receive Distortion and Noise (Conversational Gain), Index: 1	25
5.3 Frequency Response 8N FF, Index: 1	25
5.3 Frequency Response 8N DF, Index: 1	26
5.3 Frequency Response 2N FF, Index: 1	27
5.3 Frequency Response 2N DF, Index: 1	28

Overall Receive Delay WB, Index: 1

TIA-5050 (2018-01) \ Measurements \ Wideband \ Preparation - Delay measurement



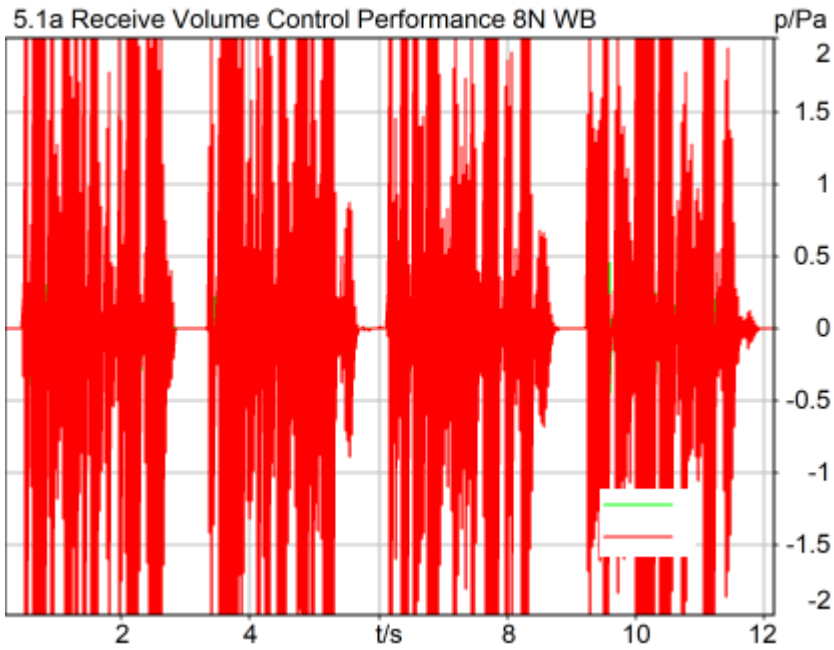
Channel	Delay
RCV*Source	150.4 ms

2024/4/28 13:12 ACQUA 6.0.200

Unmodified HEAD acoustics Measurement Descriptor

5.1a Receive Volume Control Performance 8N WB, Index: 1

TIA-5050 (2018-01) \ Measurements \ Wideband



Correction

X - 70

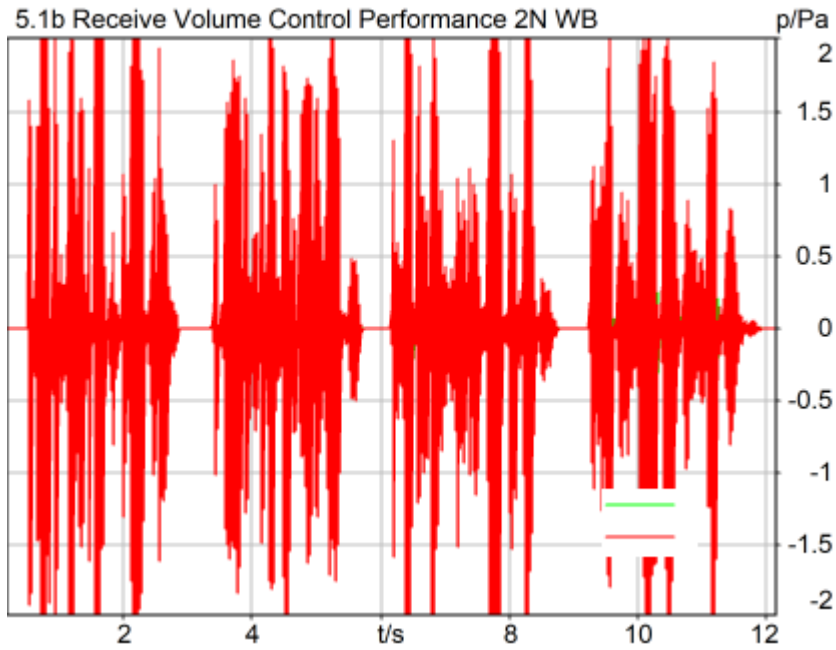
Channel	Speech level	Activity	Corrected speech level	
RCV	91.52 dB[SPL]	84.51%	21.52 dB[SPL]	Ok

Ok

2024/4/28 13:22 ACQUA 6.0.200

5.1b Receive Volume Control Performance 2N WB, Index: 1

TIA-5050 (2018-01) \ Measurements \ Wideband



Correction

X - 70

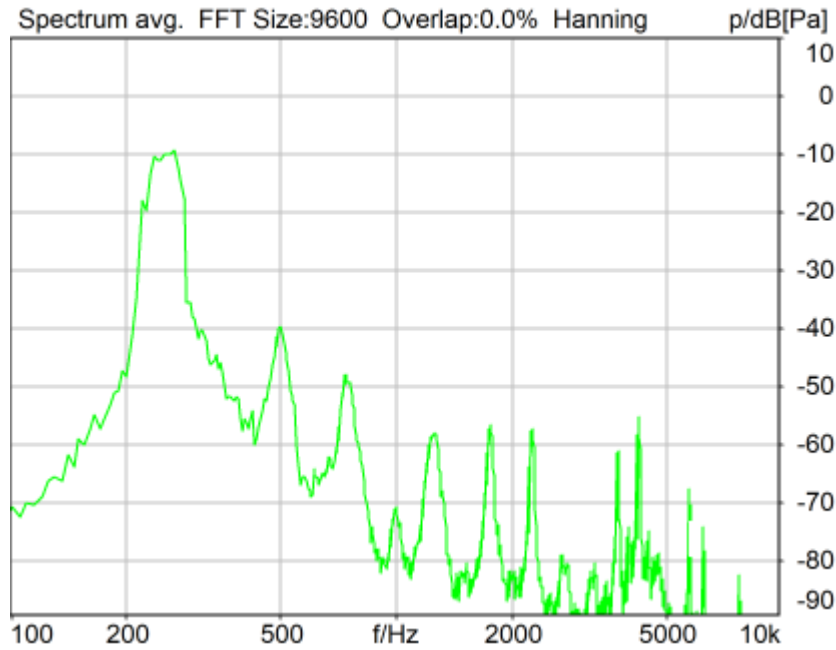
Channel	Speech level	Activity	Corrected speech level	
RCV	85.51 dB[SPL]	82.50%	15.51 dB[SPL]	Ok

Ok

2024/4/28 13:12 ACQUA 6.0.200

5.2 RCV Distortion and Noise - 250 Hz WB, Index: 1

TIA-5050 (2018-01) \ Measurements \ Wideband \ 5.2 Receive Distortion and Noise 8N



Distortion (Noise) RCV (packed): 31.39 dB (2.70%) Ok

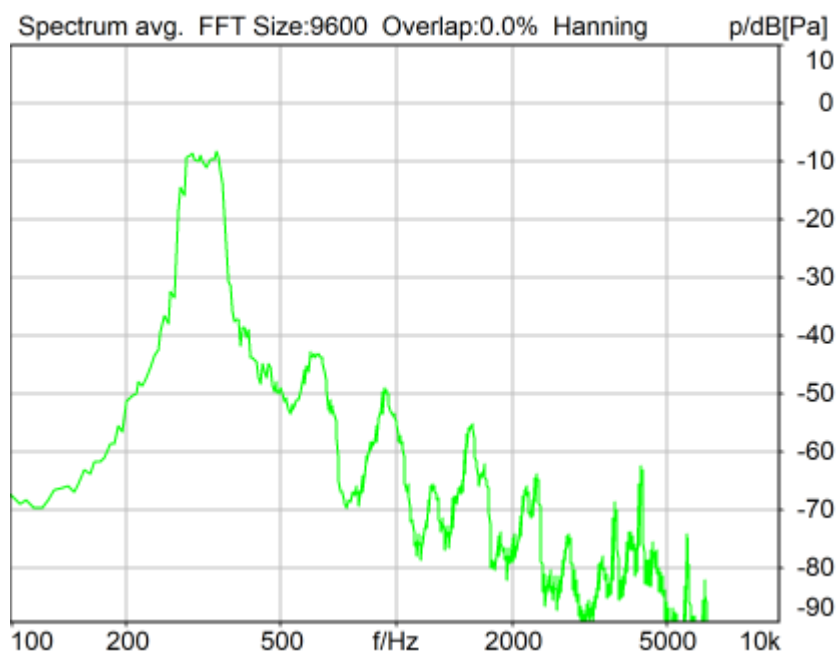
Ok

2024/4/28 13:22 ACQUA 6.0.200

Unmodified HEAD acoustics Measurement Descriptor

5.2 RCV Distortion and Noise - 315 Hz WB, Index: 1

TIA-5050 (2018-01) \ Measurements \ Wideband \ 5.2 Receive Distortion and Noise 8N



Distortion (Noise) RCV (packed): 31.78 dB (2.58%) Ok

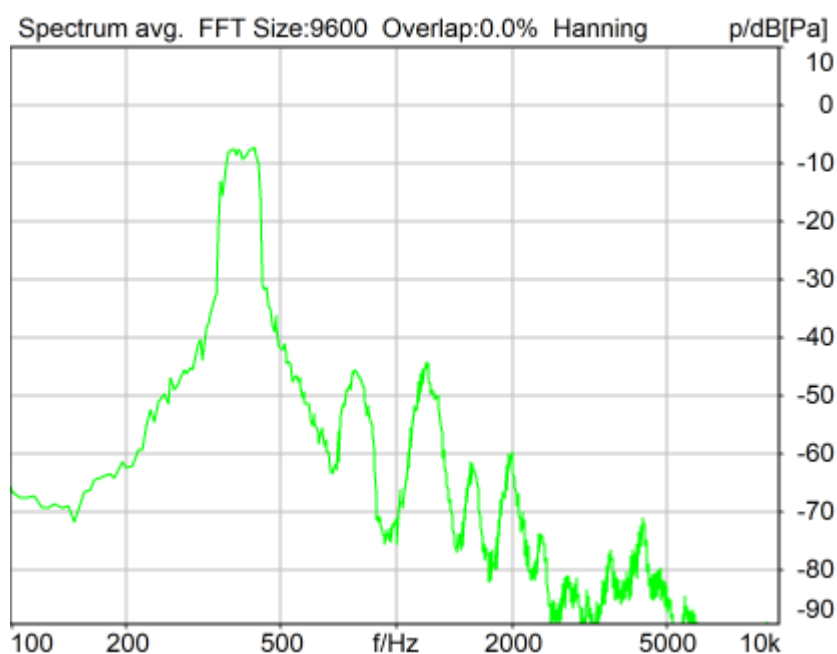
Ok

2024/4/28 13:23 ACQUA 6.0.200

Unmodified HEAD acoustics Measurement Descriptor

5.2 RCV Distortion and Noise - 400 Hz WB, Index: 1

TIA-5050 (2018-01) \ Measurements \ Wideband \ 5.2 Receive Distortion and Noise 8N



Distortion (Noise) RCV (packed): 32.12 dB (2.48%) Ok

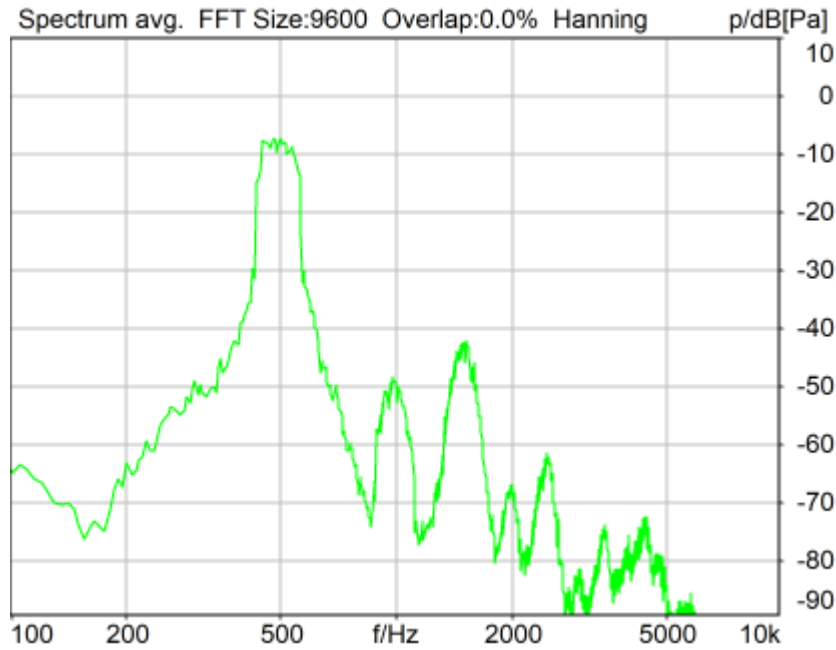
Ok

2024/4/28 13:23 ACQUA 6.0.200

Unmodified HEAD acoustics Measurement Descriptor

5.2 RCV Distortion and Noise - 500 Hz WB, Index: 1

TIA-5050 (2018-01) \ Measurements \ Wideband \ 5.2 Receive Distortion and Noise 8N



Distortion (Noise) RCV (packed): 30.40 dB (3.02%) Ok

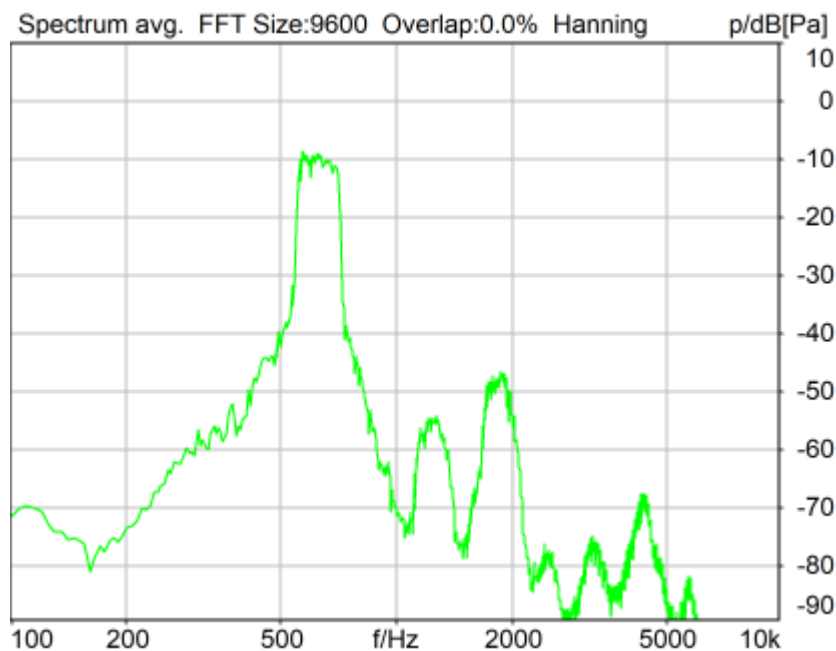
Ok

2024/4/28 13:24 ACQUA 6.0.200

Unmodified HEAD acoustics Measurement Descriptor

5.2 RCV Distortion and Noise - 630 Hz WB, Index: 1

TIA-5050 (2018-01) \ Measurements \ Wideband \ 5.2 Receive Distortion and Noise 8N



Distortion (Noise) RCV (packed): 31.32 dB (2.72%) Ok

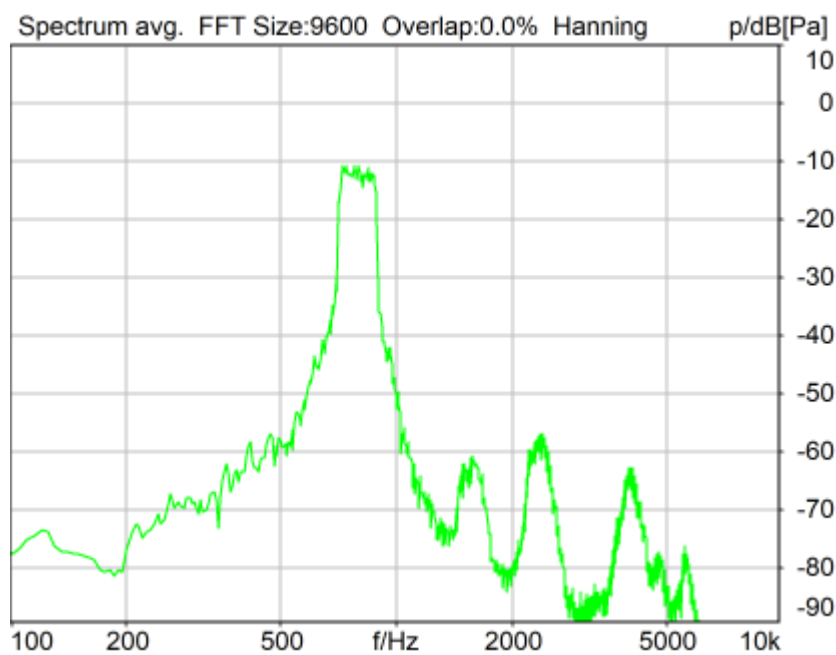
Ok

2024/4/28 13:24 ACQUA 6.0.200

Unmodified HEAD acoustics Measurement Descriptor

5.2 RCV Distortion and Noise - 800 Hz WB, Index: 1

TIA-5050 (2018-01) \ Measurements \ Wideband \ 5.2 Receive Distortion and Noise 8N



Distortion (Noise) RCV (packed): 32.15 dB (2.47%) Ok

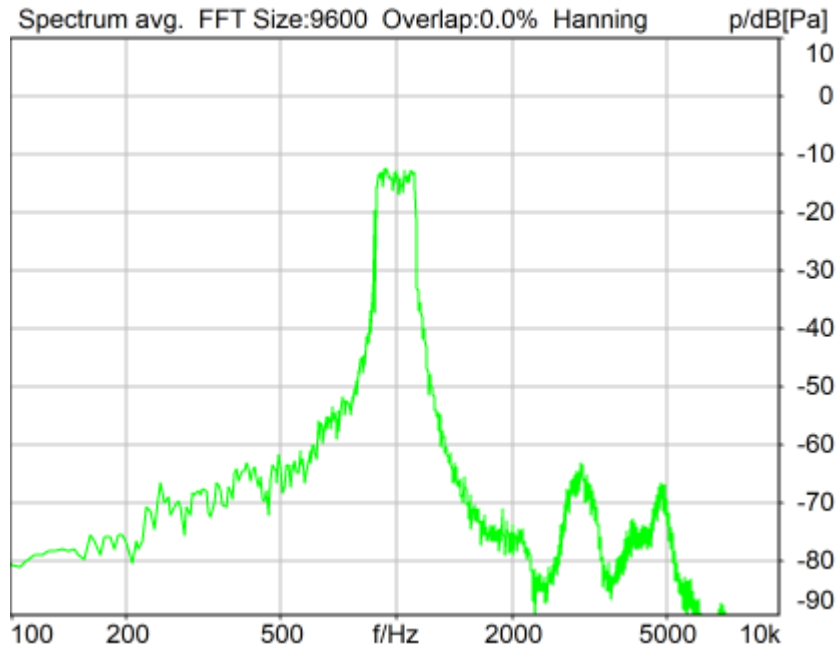
Ok

2024/4/28 13:24 ACQUA 6.0.200

Unmodified HEAD acoustics Measurement Descriptor

5.2 RCV Distortion and Noise - 1000 Hz WB, Index: 1

TIA-5050 (2018-01) \ Measurements \ Wideband \ 5.2 Receive Distortion and Noise 8N



Distortion (Noise) RCV (packed): 31.24 dB (2.74%) Ok

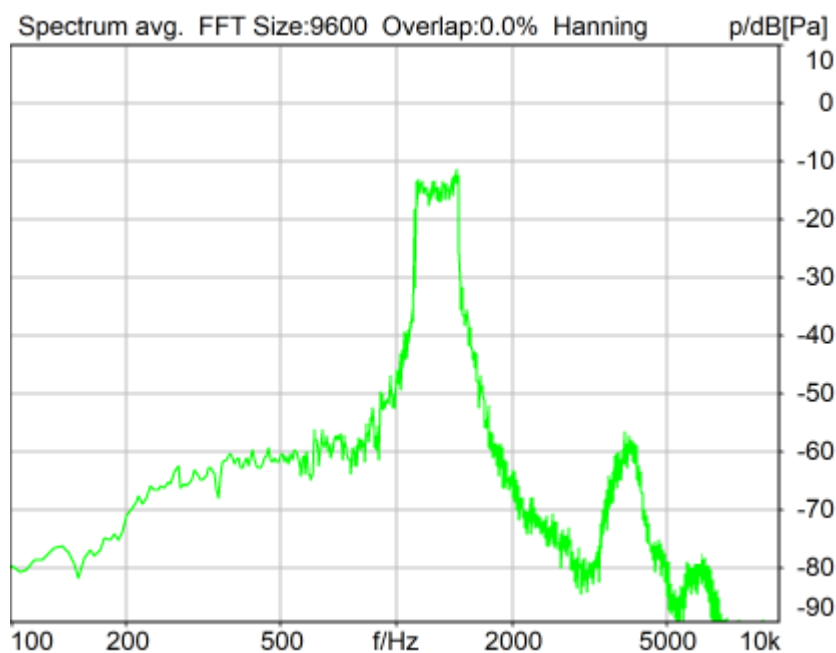
Ok

2024/4/28 13:25 ACQUA 6.0.200

Unmodified HEAD acoustics Measurement Descriptor

5.2 RCV Distortion and Noise - 1250 Hz WB, Index: 1

TIA-5050 (2018-01) \ Measurements \ Wideband \ 5.2 Receive Distortion and Noise 8N



Distortion (Noise) RCV (packed): 22.88 dB (7.17%) Ok

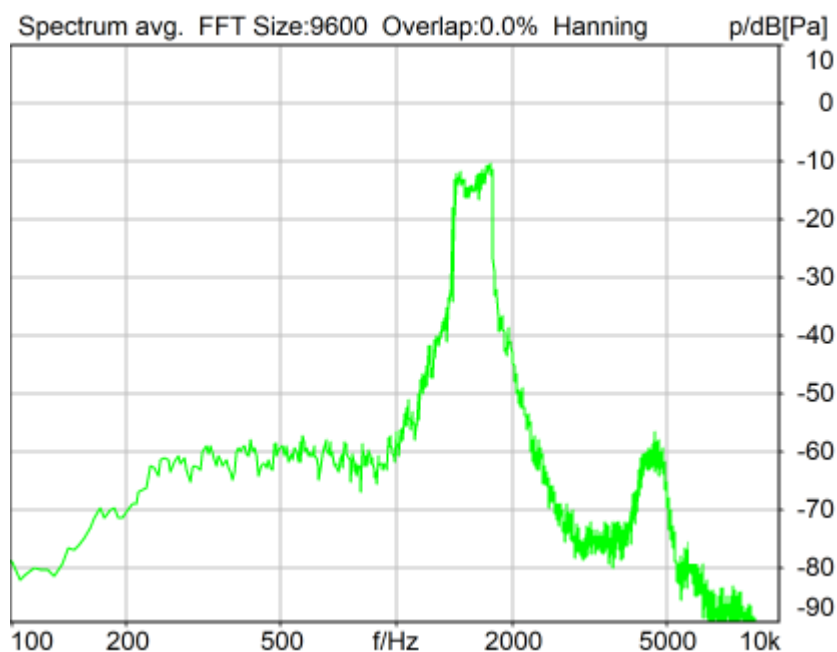
Ok

2024/4/28 13:25 ACQUA 6.0.200

Unmodified HEAD acoustics Measurement Descriptor

5.2 RCV Distortion and Noise - 1600 Hz WB, Index: 1

TIA-5050 (2018-01) \ Measurements \ Wideband \ 5.2 Receive Distortion and Noise 8N



Distortion (Noise) RCV (packed): 24.85 dB (5.72%) Ok

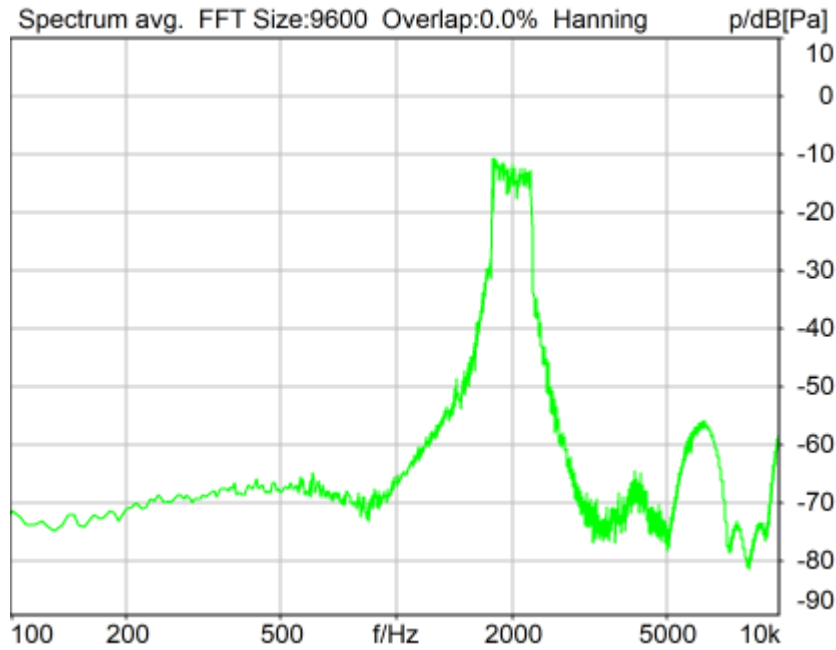
Ok

2024/4/28 13:25 ACQUA 6.0.200

Unmodified HEAD acoustics Measurement Descriptor

5.2 RCV Distortion and Noise - 2000 Hz WB, Index: 1

TIA-5050 (2018-01) \ Measurements \ Wideband \ 5.2 Receive Distortion and Noise 8N



Distortion (Noise) RCV (packed): 23.14 dB (6.96%) Ok

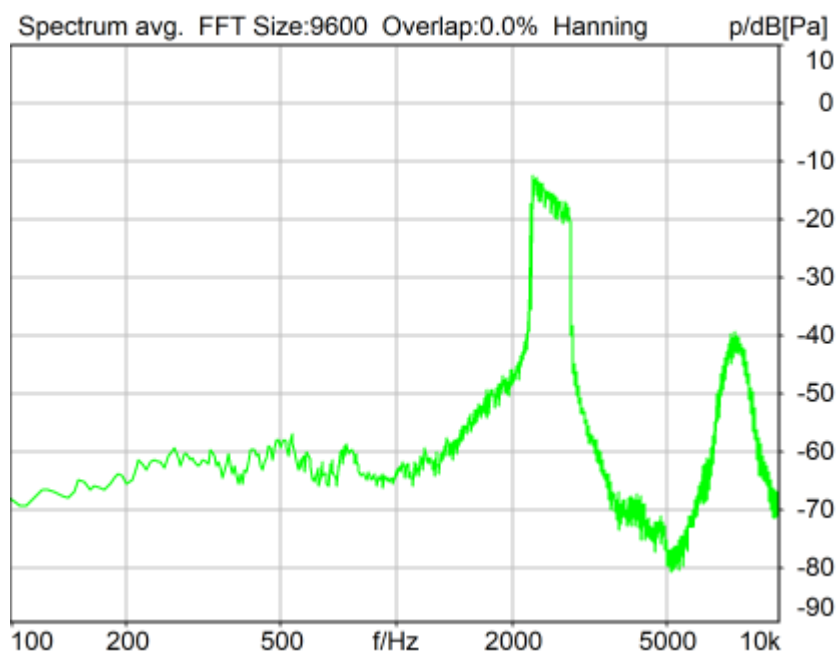
Ok

2024/4/28 13:26 ACQUA 6.0.200

Unmodified HEAD acoustics Measurement Descriptor

5.2 RCV Distortion and Noise - 2500 Hz WB, Index: 1

TIA-5050 (2018-01) \ Measurements \ Wideband \ 5.2 Receive Distortion and Noise 8N



Distortion (Noise) RCV (packed): 22.26 dB (7.71%) Ok

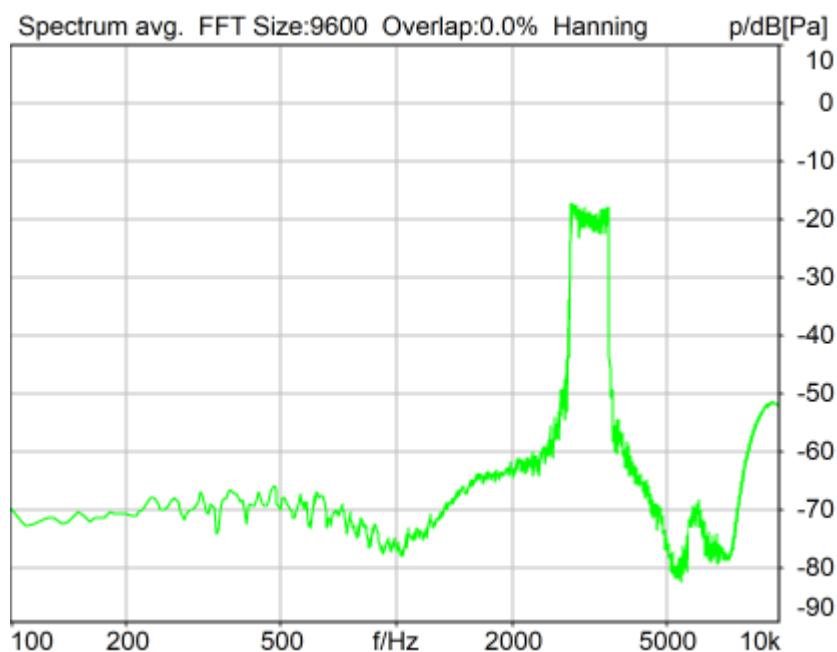
Ok

2024/4/28 13:26 ACQUA 6.0.200

Unmodified HEAD acoustics Measurement Descriptor

5.2 RCV Distortion and Noise - 3150 Hz WB, Index: 1

TIA-5050 (2018-01) \ Measurements \ Wideband \ 5.2 Receive Distortion and Noise 8N



Distortion (Noise) RCV (packed): 27.88 dB (4.03%) Ok

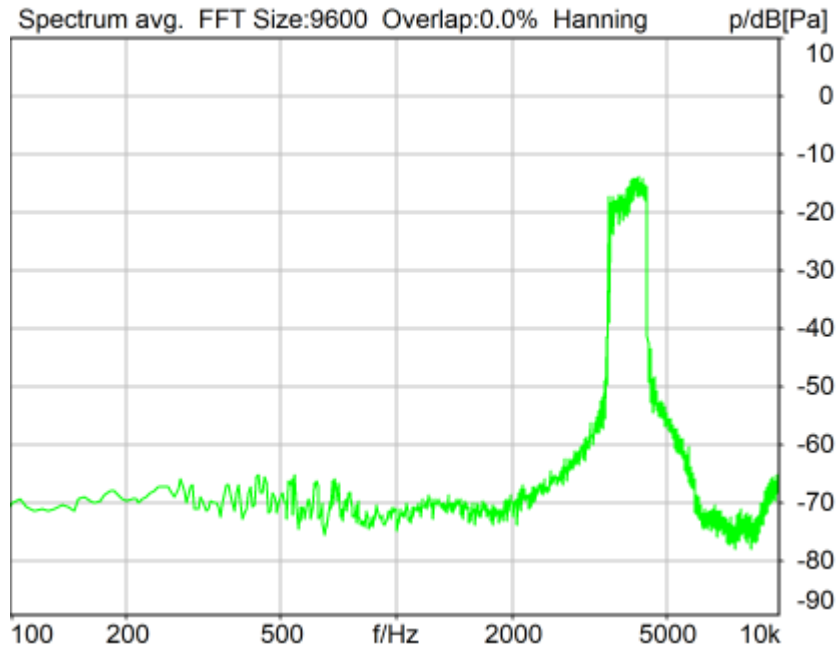
Ok

2024/4/28 13:27 ACQUA 6.0.200

Unmodified HEAD acoustics Measurement Descriptor

5.2 RCV Distortion and Noise - 4000 Hz WB, Index: 1

TIA-5050 (2018-01) \ Measurements \ Wideband \ 5.2 Receive Distortion and Noise 8N



Distortion (Noise) RCV (packed): 28.62 dB (3.71%) Ok

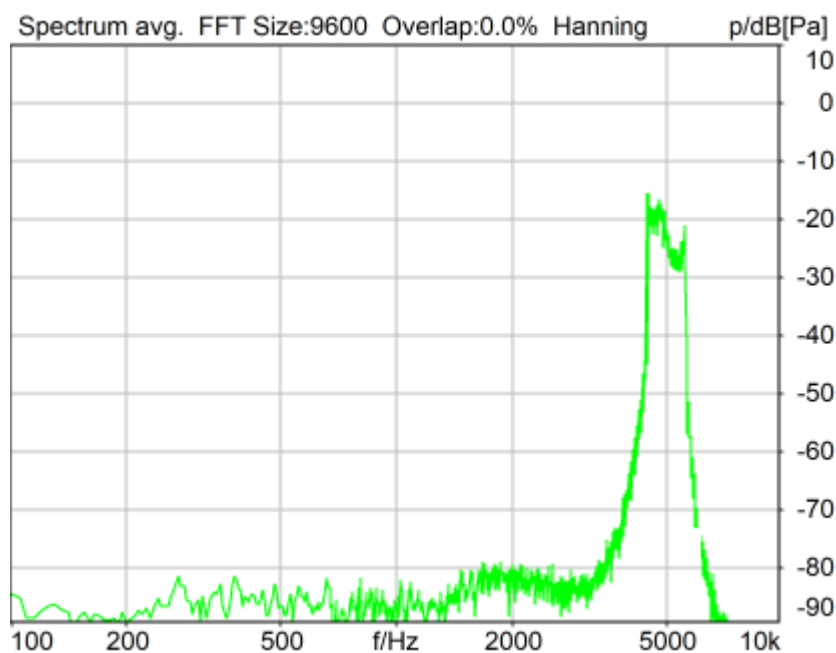
Ok

2024/4/28 13:27 ACQUA 6.0.200

Unmodified HEAD acoustics Measurement Descriptor

5.2 RCV Distortion and Noise - 5000 Hz WB, Index: 1

TIA-5050 (2018-01) \ Measurements \ Wideband \ 5.2 Receive Distortion and Noise 8N



Distortion (Noise) RCV (packed): 34.39 dB (1.91%) Ok

Ok

2024/4/28 13:27 ACQUA 6.0.200

Unmodified HEAD acoustics Measurement Descriptor

Report - Receive Distortion and Noise (Conversational Gain), Index:

1

TIA-5050 (2018-01) \ Measurements \ Wideband \ 5.2 Receive Distortion and Noise 8N

Region	Frequency	SDNR
1	250Hz	31.39 dB
2	315Hz	31.78 dB
3	400Hz	32.12 dB
4	500Hz	30.40 dB
5	630Hz	31.32 dB
6	800Hz	32.15 dB
7	1000Hz	31.24 dB
8	1250Hz	22.88 dB
9	1600Hz	24.85 dB
10	2000Hz	23.14 dB
11	2500Hz	22.26 dB
12	3150Hz	27.88 dB
13	4000Hz	28.62 dB
14	5000Hz	34.39 dB

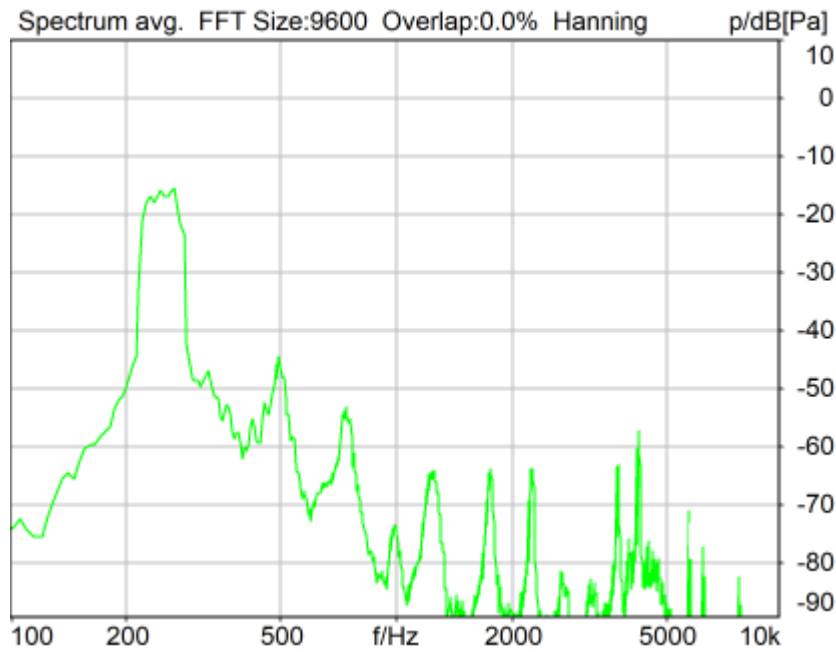
All SDNRs were greater than 20.0 dB, requirement was met.

Smallest SDNR was 22.26dB at 2500Hz.

2024/4/28 13:27 ACQUA

5.2 RCV Distortion and Noise - 250 Hz WB, Index: 1

TIA-5050 (2018-01) \ Measurements \ Wideband \ 5.2 Receive Distortion and Noise 2N



Distortion (Noise) RCV (packed): 30.55 dB (2.97%) Ok

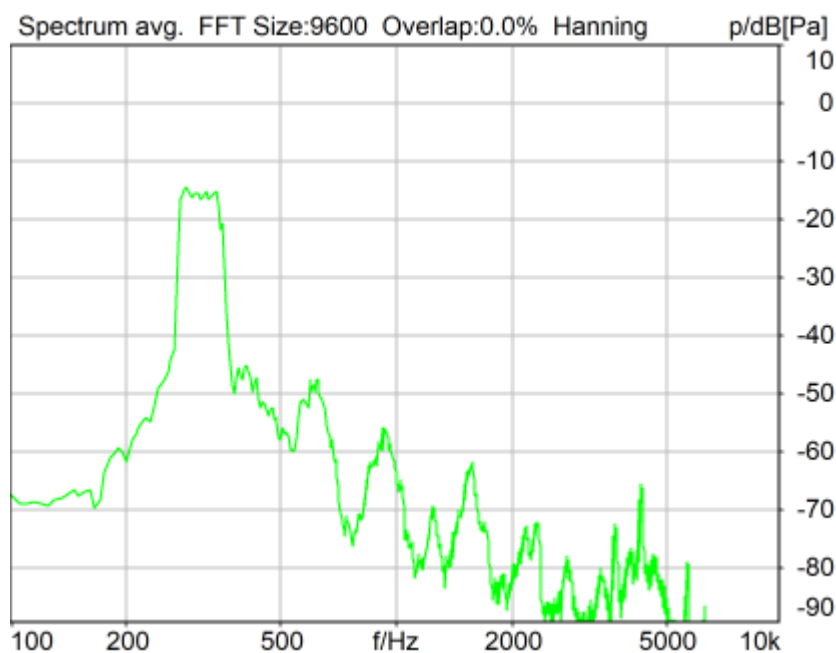
Ok

2024/4/28 13:12 ACQUA 6.0.200

Unmodified HEAD acoustics Measurement Descriptor

5.2 RCV Distortion and Noise - 315 Hz WB, Index: 1

TIA-5050 (2018-01) \ Measurements \ Wideband \ 5.2 Receive Distortion and Noise 2N



Distortion (Noise) RCV (packed): 31.53 dB (2.65%) Ok

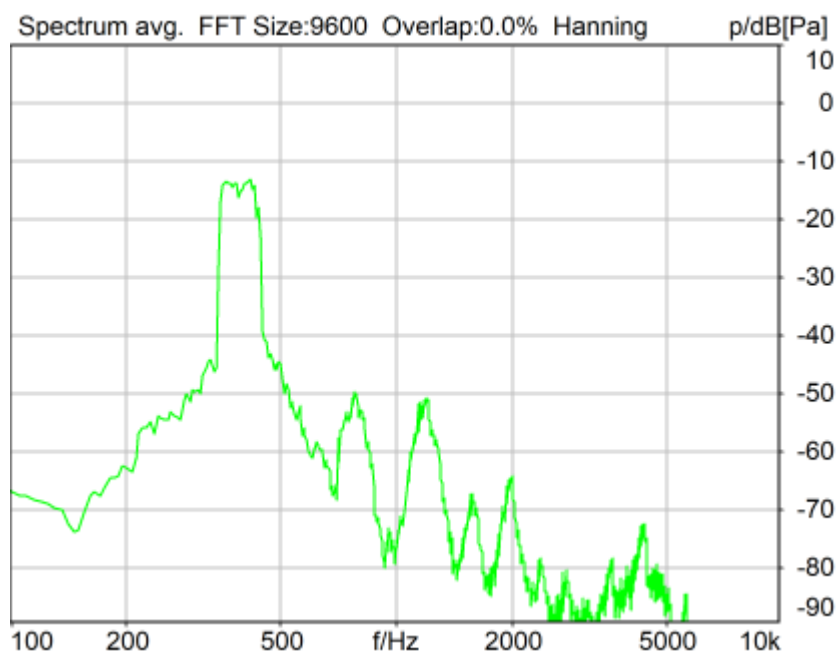
Ok

2024/4/28 13:13 ACQUA 6.0.200

Unmodified HEAD acoustics Measurement Descriptor

5.2 RCV Distortion and Noise - 400 Hz WB, Index: 1

TIA-5050 (2018-01) \ Measurements \ Wideband \ 5.2 Receive Distortion and Noise 2N



Distortion (Noise) RCV (packed): 32.06 dB (2.50%) Ok

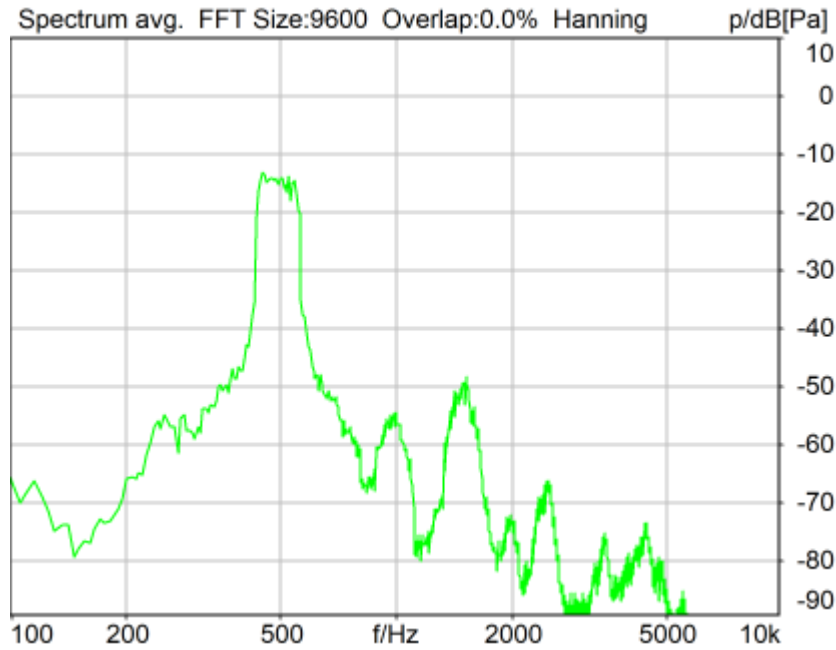
Ok

2024/4/28 13:13 ACQUA 6.0.200

Unmodified HEAD acoustics Measurement Descriptor

5.2 RCV Distortion and Noise - 500 Hz WB, Index: 1

TIA-5050 (2018-01) \ Measurements \ Wideband \ 5.2 Receive Distortion and Noise 2N



Distortion (Noise) RCV (packed): 30.58 dB (2.96%) Ok

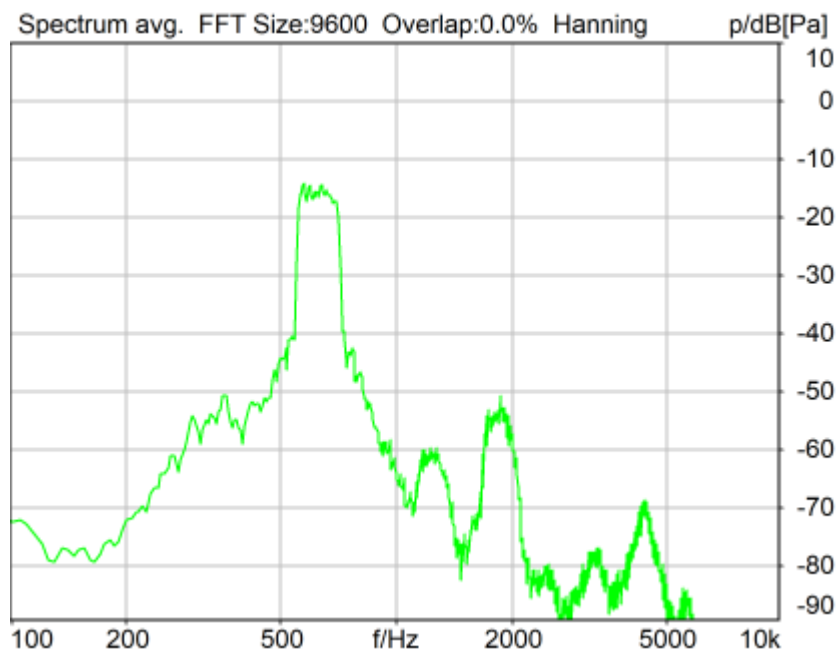
Ok

2024/4/28 13:14 ACQUA 6.0.200

Unmodified HEAD acoustics Measurement Descriptor

5.2 RCV Distortion and Noise - 630 Hz WB, Index: 1

TIA-5050 (2018-01) \ Measurements \ Wideband \ 5.2 Receive Distortion and Noise 2N



Distortion (Noise) RCV (packed): 29.23 dB (3.46%) Ok

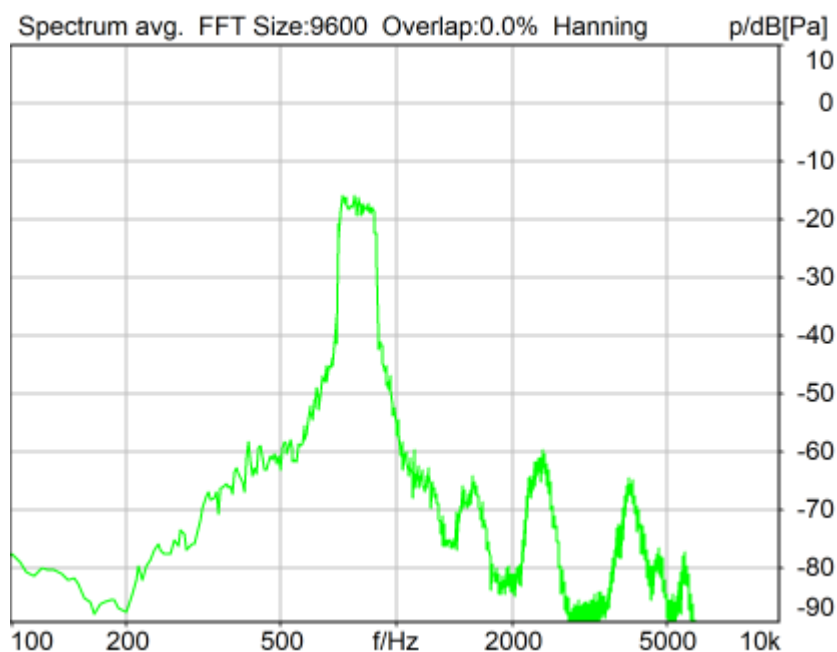
Ok

2024/4/28 13:14 ACQUA 6.0.200

Unmodified HEAD acoustics Measurement Descriptor

5.2 RCV Distortion and Noise - 800 Hz WB, Index: 1

TIA-5050 (2018-01) \ Measurements \ Wideband \ 5.2 Receive Distortion and Noise 2N



Distortion (Noise) RCV (packed): 31.48 dB (2.67%) Ok

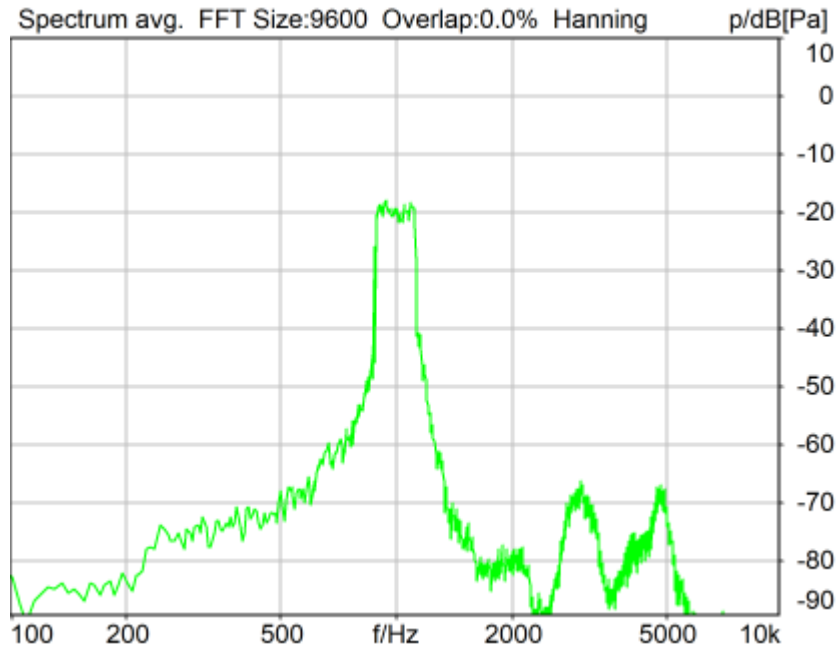
Ok

2024/4/28 13:14 ACQUA 6.0.200

Unmodified HEAD acoustics Measurement Descriptor

5.2 RCV Distortion and Noise - 1000 Hz WB, Index: 1

TIA-5050 (2018-01) \ Measurements \ Wideband \ 5.2 Receive Distortion and Noise 2N



Distortion (Noise) RCV (packed): 31.94 dB (2.53%) Ok

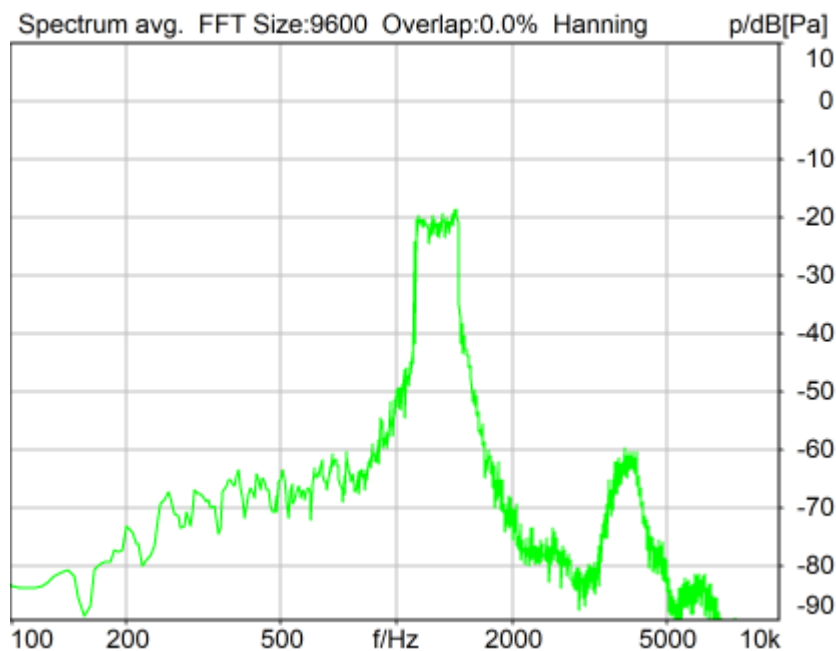
Ok

2024/4/28 13:17 ACQUA 6.0.200

Unmodified HEAD acoustics Measurement Descriptor

5.2 RCV Distortion and Noise - 1250 Hz WB, Index: 1

TIA-5050 (2018-01) \ Measurements \ Wideband \ 5.2 Receive Distortion and Noise 2N



Distortion (Noise) RCV (packed): 23.23 dB (6.89%) Ok

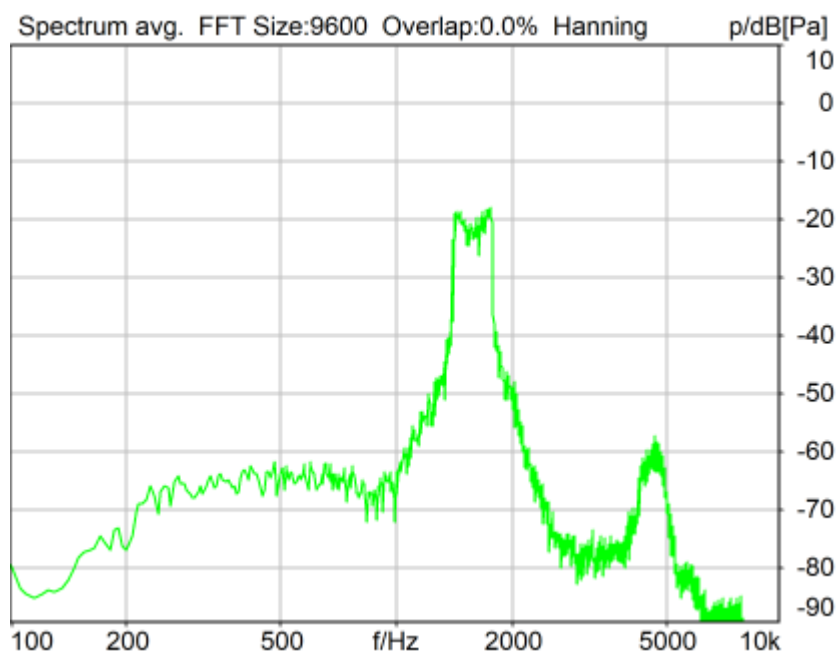
Ok

2024/4/28 13:17 ACQUA 6.0.200

Unmodified HEAD acoustics Measurement Descriptor

5.2 RCV Distortion and Noise - 1600 Hz WB, Index: 1

TIA-5050 (2018-01) \ Measurements \ Wideband \ 5.2 Receive Distortion and Noise 2N



Distortion (Noise) RCV (packed): 24.57 dB (5.91%) Ok

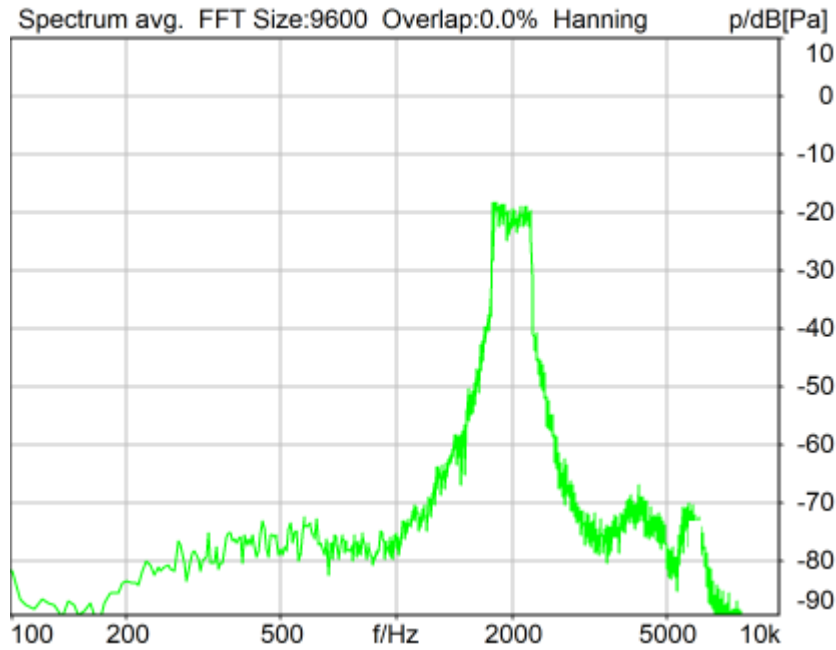
Ok

2024/4/28 13:18 ACQUA 6.0.200

Unmodified HEAD acoustics Measurement Descriptor

5.2 RCV Distortion and Noise - 2000 Hz WB, Index: 1

TIA-5050 (2018-01) \ Measurements \ Wideband \ 5.2 Receive Distortion and Noise 2N



Distortion (Noise) RCV (packed): 23.61 dB (6.60%) Ok

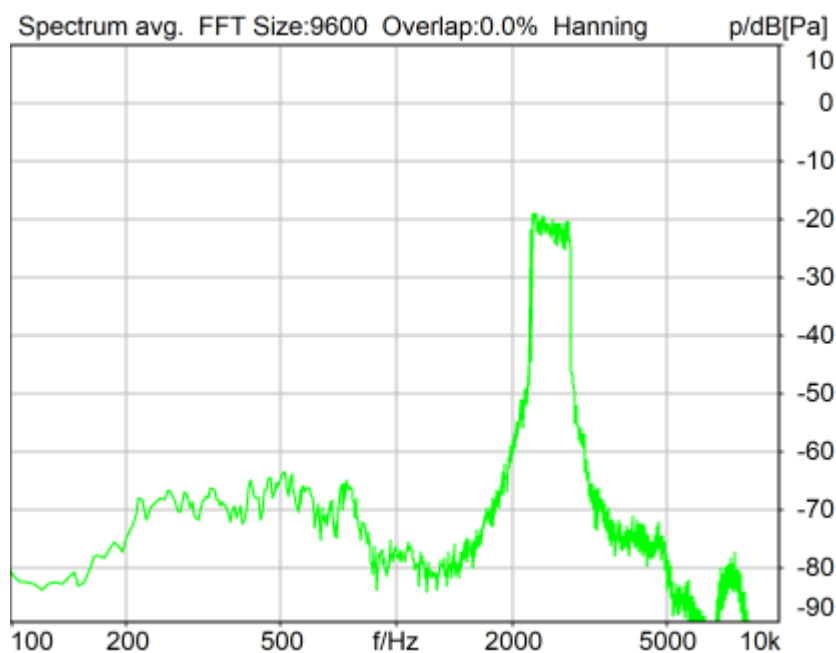
Ok

2024/4/28 13:18 ACQUA 6.0.200

Unmodified HEAD acoustics Measurement Descriptor

5.2 RCV Distortion and Noise - 2500 Hz WB, Index: 1

TIA-5050 (2018-01) \ Measurements \ Wideband \ 5.2 Receive Distortion and Noise 2N



Distortion (Noise) RCV (packed): 31.17 dB (2.76%) Ok

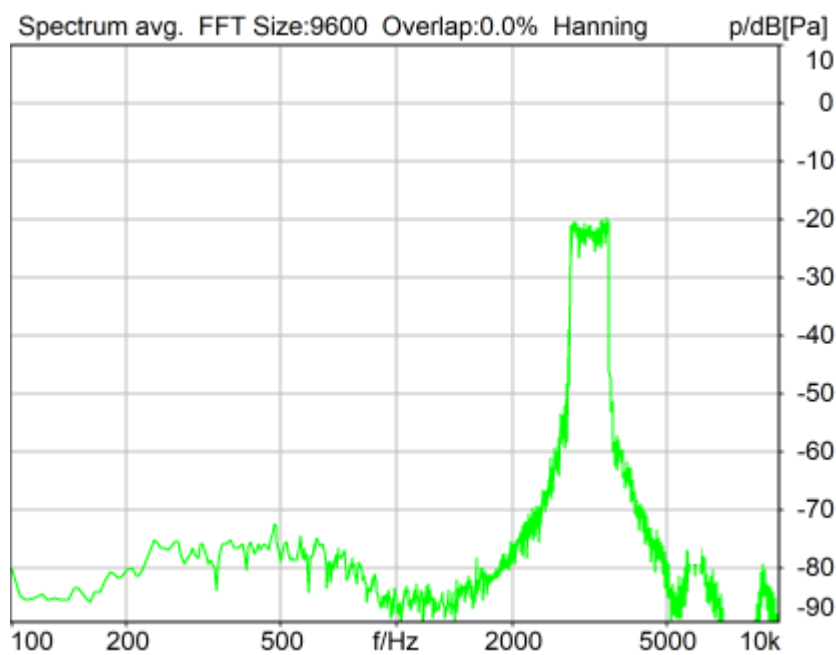
Ok

2024/4/28 13:19 ACQUA 6.0.200

Unmodified HEAD acoustics Measurement Descriptor

5.2 RCV Distortion and Noise - 3150 Hz WB, Index: 1

TIA-5050 (2018-01) \ Measurements \ Wideband \ 5.2 Receive Distortion and Noise 2N



Distortion (Noise) RCV (packed): 33.68 dB (2.07%) Ok

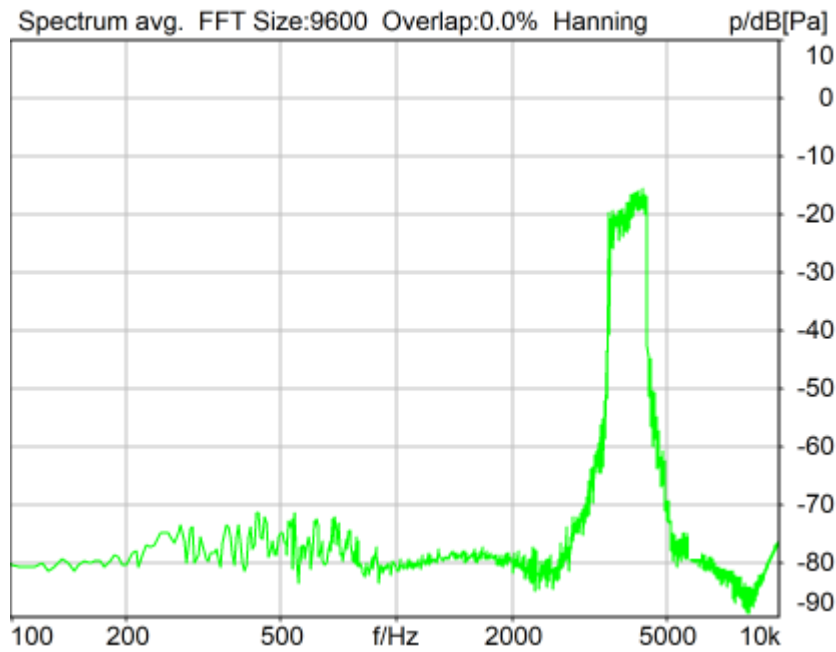
Ok

2024/4/28 13:19 ACQUA 6.0.200

Unmodified HEAD acoustics Measurement Descriptor

5.2 RCV Distortion and Noise - 4000 Hz WB, Index: 1

TIA-5050 (2018-01) \ Measurements \ Wideband \ 5.2 Receive Distortion and Noise 2N



Distortion (Noise) RCV (packed): 35.67 dB (1.65%) Ok

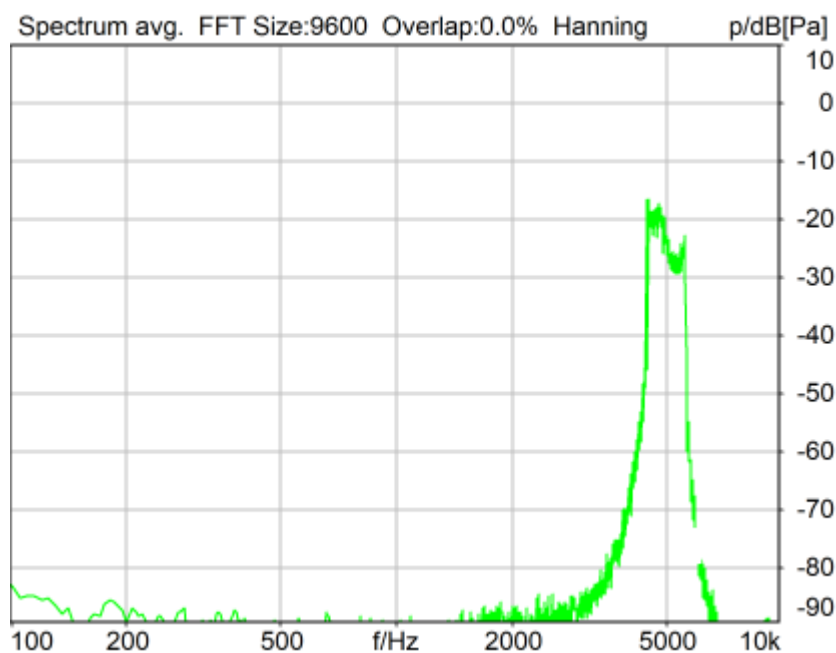
Ok

2024/4/28 13:19 ACQUA 6.0.200

Unmodified HEAD acoustics Measurement Descriptor

5.2 RCV Distortion and Noise - 5000 Hz WB, Index: 1

TIA-5050 (2018-01) \ Measurements \ Wideband \ 5.2 Receive Distortion and Noise 2N



Distortion (Noise) RCV (packed): 35.74 dB (1.63%) Ok

Ok

2024/4/28 13:20 ACQUA 6.0.200

Unmodified HEAD acoustics Measurement Descriptor

Report - Receive Distortion and Noise (Conversational Gain), Index: 1

TIA-5050 (2018-01) \ Measurements \ Wideband \ 5.2 Receive Distortion and Noise 2N

Region	Frequency	SDNR
1	250Hz	30.55 dB
2	315Hz	31.53 dB
3	400Hz	32.06 dB
4	500Hz	30.58 dB
5	630Hz	29.23 dB
6	800Hz	31.48 dB
7	1000Hz	31.94 dB
8	1250Hz	23.23 dB
9	1600Hz	24.57 dB
10	2000Hz	23.61 dB
11	2500Hz	31.17 dB
12	3150Hz	33.68 dB
13	4000Hz	35.67 dB
14	5000Hz	35.74 dB

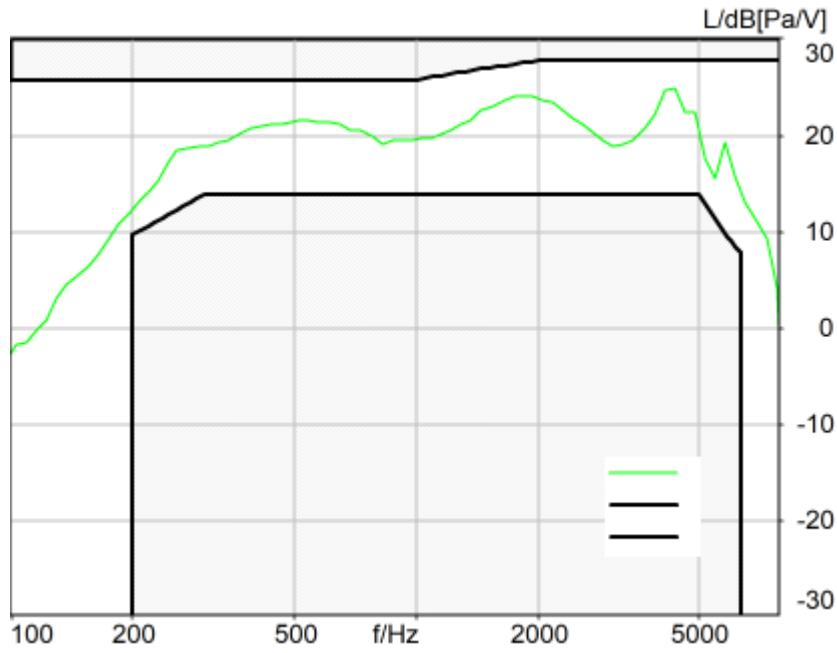
All SDNRs were greater than 20.0 dB, requirement was met.

Smallest SDNR was 23.23dB at 1250Hz.

2024/4/28 13:20 ACQUA

5.3 Frequency Response 8N FF, Index: 1

TIA-5050 (2018-01) \ Measurements \ Wideband



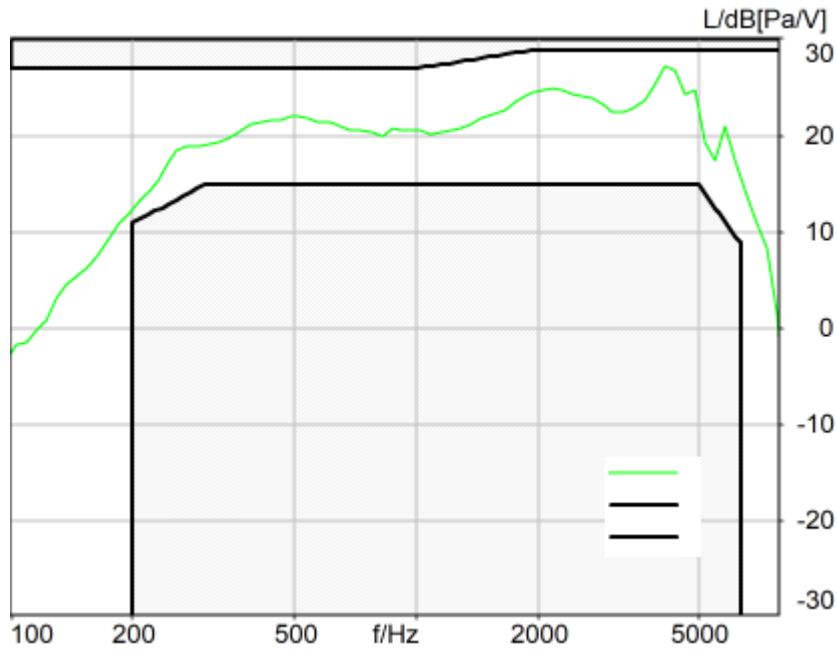
Absolute minimal distance
2.91 dB at 205.7 Hz Ok

Ok

2024/4/28 13:28 ACQUA 6.0.200
Unmodified HEAD acoustics Measurement Descriptor

5.3 Frequency Response 8N DF, Index: 1

TIA-5050 (2018-01) \ Measurements \ Wideband



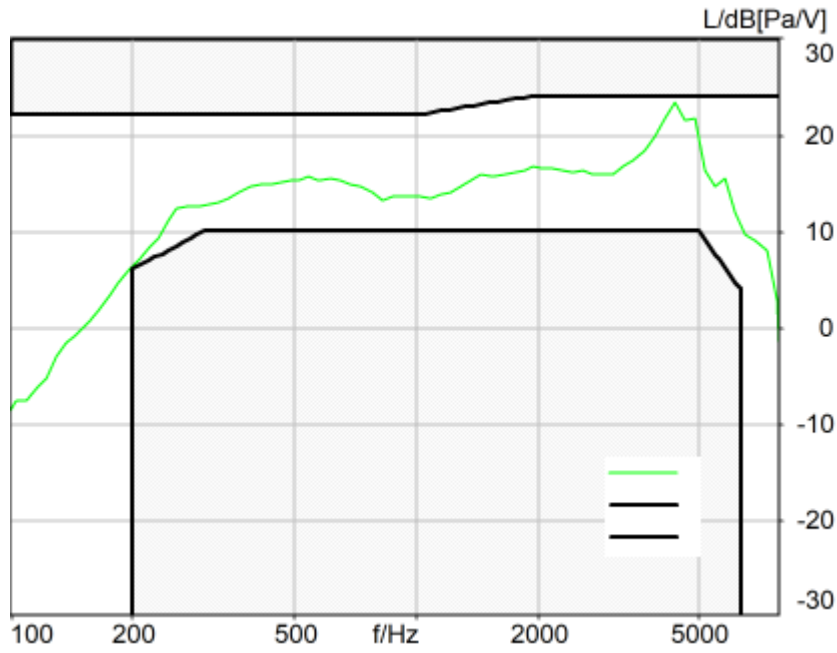
Absolute minimal distance
1.77 dB at 4119.5 Hz Ok

Ok

2024/4/28 13:28 ACQUA 6.0.200
Unmodified HEAD acoustics Measurement Descriptor

5.3 Frequency Response 2N FF, Index: 1

TIA-5050 (2018-01) \ Measurements \ Wideband



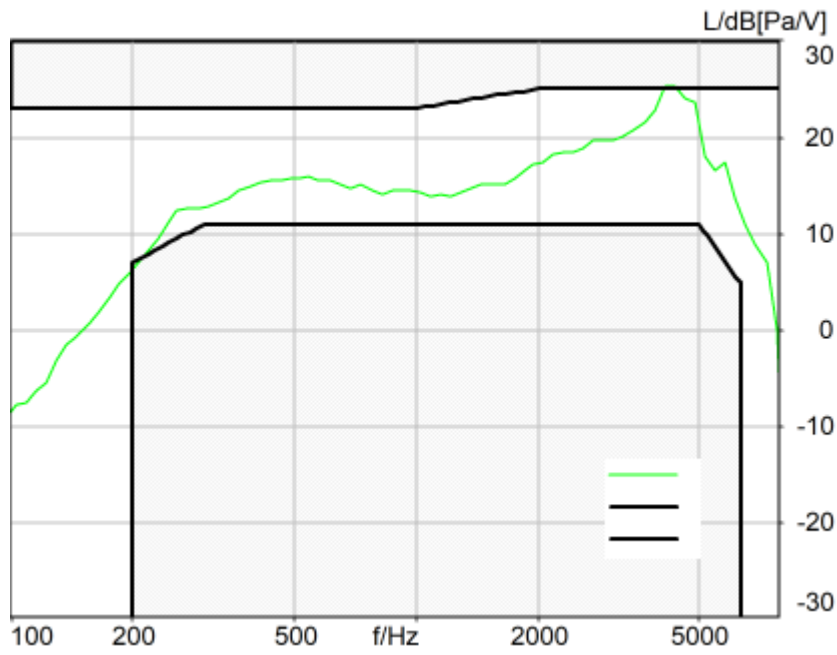
Absolute minimal distance
0.66 dB at 4369.4 Hz Ok

Ok

2024/4/28 13:20 ACQUA 6.0.200
Unmodified HEAD acoustics Measurement Descriptor

5.3 Frequency Response 2N DF, Index: 1

TIA-5050 (2018-01) \ Measurements \ Wideband



Absolute minimal distance
-0.24 dB at 4369.4 Hz Not Ok

Not Ok

2024/4/28 13:21 ACQUA 6.0.200
Unmodified HEAD acoustics Measurement Descriptor

Measurement Protocol

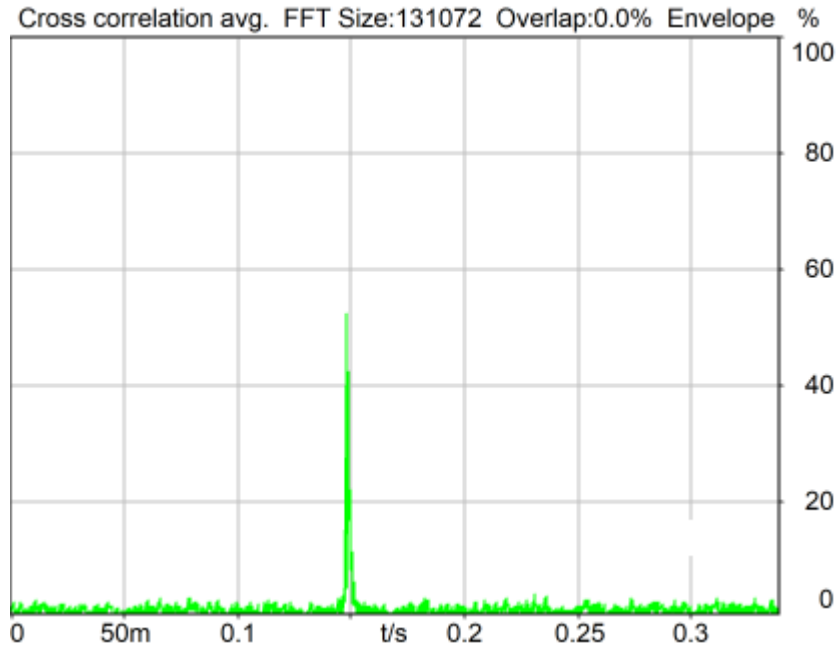
Measurement Object	FR1 n38_40_DFT-s-OFDM_EVS NB 24.4kbps_CH519000
Description	HMD_TA_1600#Tomcat

Project	TIA-5050 (2018-01)
Report Generation Date	2024/5/22 13:03
Responsible Person	audio

Overall Receive Delay NB, Index: 1	3
5.1a Receive Volume Control Performance 8N NB, Index: 1	3
5.1b Receive Volume Control Performance 2N NB, Index: 1	4
5.2 RCV Distortion and Noise - 400 Hz NB, Index: 1	5
5.2 RCV Distortion and Noise - 500 Hz NB, Index: 1	6
5.2 RCV Distortion and Noise - 630 Hz NB, Index: 1	7
5.2 RCV Distortion and Noise - 800 Hz NB, Index: 1	7
5.2 RCV Distortion and Noise - 1000 Hz NB, Index: 1	8
5.2 RCV Distortion and Noise - 1250 Hz NB, Index: 1	9
5.2 RCV Distortion and Noise - 1600 Hz NB, Index: 1	9
5.2 RCV Distortion and Noise - 2000 Hz NB, Index: 1	10
5.2 RCV Distortion and Noise - 2500 Hz NB, Index: 1	11
5.2 RCV Distortion and Noise - 3150 Hz NB, Index: 1	11
Report - Receive Distortion and Noise (Conversational Gain), Index: 1	12
5.2 RCV Distortion and Noise - 400 Hz NB, Index: 1	13
5.2 RCV Distortion and Noise - 500 Hz NB, Index: 1	13
5.2 RCV Distortion and Noise - 630 Hz NB, Index: 1	14
5.2 RCV Distortion and Noise - 800 Hz NB, Index: 1	15
5.2 RCV Distortion and Noise - 1000 Hz NB, Index: 1	15
5.2 RCV Distortion and Noise - 1250 Hz NB, Index: 1	16
5.2 RCV Distortion and Noise - 1600 Hz NB, Index: 1	17
5.2 RCV Distortion and Noise - 2000 Hz NB, Index: 1	17
5.2 RCV Distortion and Noise - 2500 Hz NB, Index: 1	18
5.2 RCV Distortion and Noise - 3150 Hz NB, Index: 1	19
Report - Receive Distortion and Noise (Conversational Gain), Index: 1	19
5.3 Frequency Response 8N FF HANB, Index: 1	20
5.3 Frequency Response 8N DF HANB, Index: 1	21
5.3 Frequency Response 2N FF HANB, Index: 1	21
5.3 Frequency Response 2N DF HANB, Index: 1	22

Overall Receive Delay NB, Index: 1

TIA-5050 (2018-01) \ Measurements \ Narrowband \ Preparation - Delay measurement

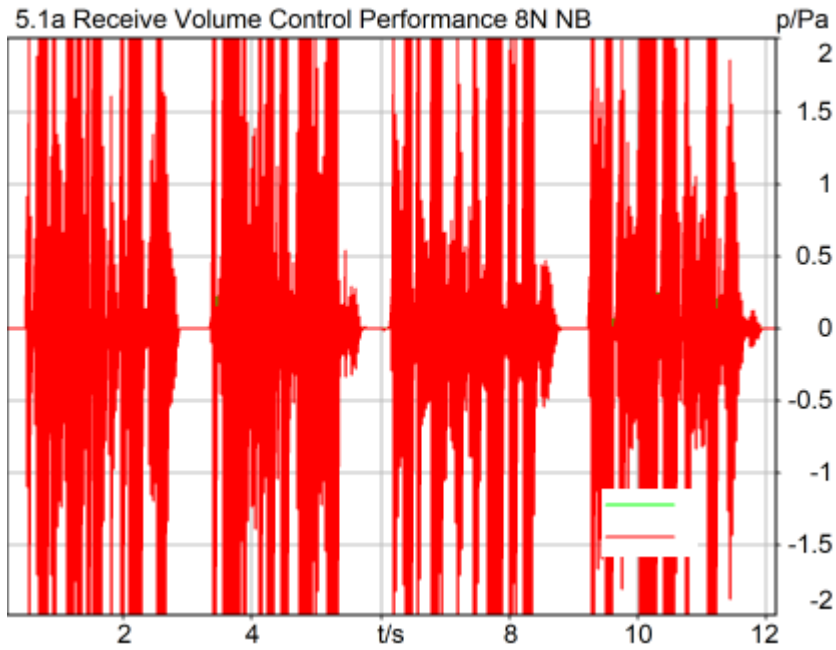


Channel	Delay
RCV*Source	148.4 ms

2024/5/14 15:57 ACQUA 6.0.200
Unmodified HEAD acoustics Measurement Descriptor

5.1a Receive Volume Control Performance 8N NB, Index: 1

TIA-5050 (2018-01) \ Measurements \ Narrowband



Correction

X - 70

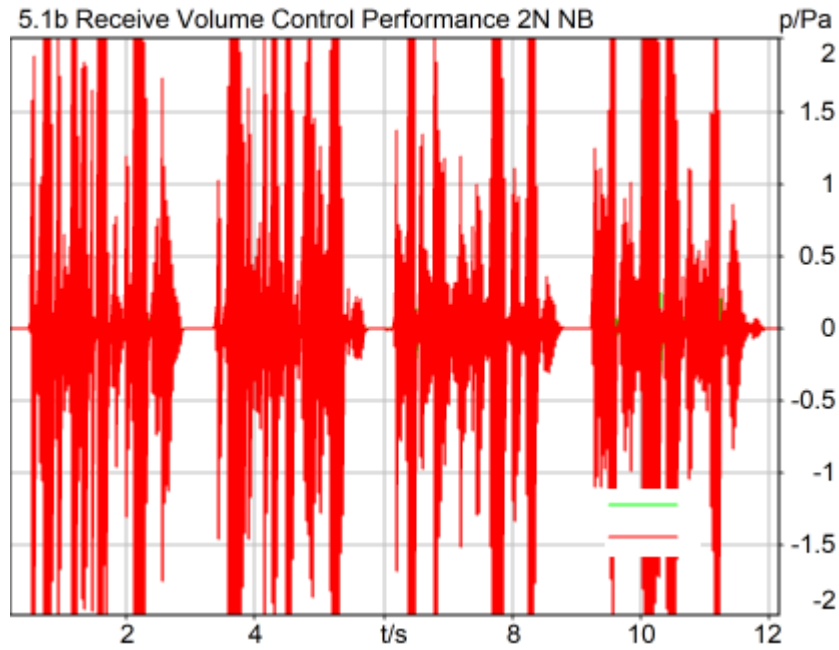
Channel	Speech level	Activity	Corrected speech level	
RCV	94.00 dB[SPL]	80.67%	24.00 dB[SPL]	Ok

Ok

2024/5/14 16:03 ACQUA 6.0.200

5.1b Receive Volume Control Performance 2N NB, Index: 1

TIA-5050 (2018-01) \ Measurements \ Narrowband



Correction

X - 70

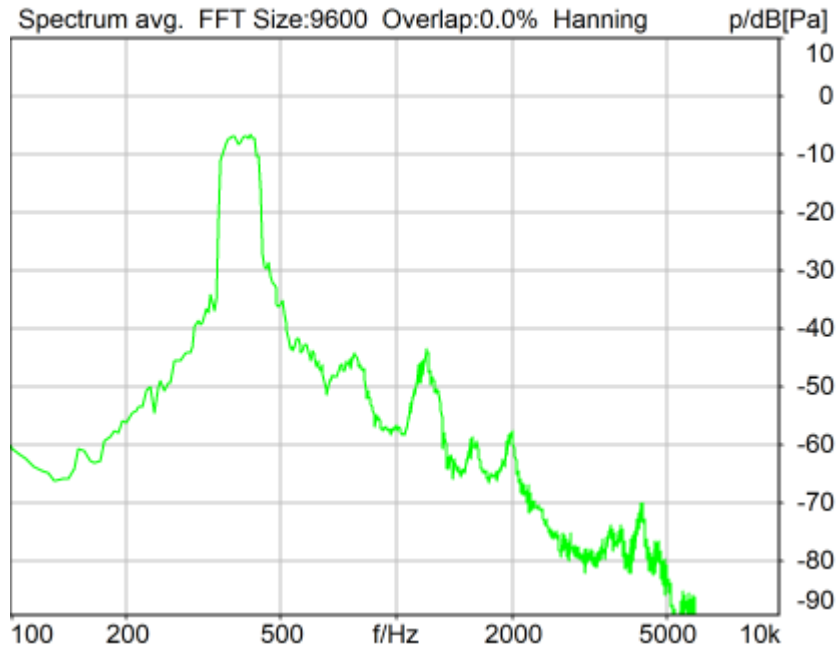
Channel	Speech level	Activity	Corrected speech level	
RCV	87.66 dB[SPL]	80.16%	17.66 dB[SPL]	Ok

Ok

2024/5/14 15:57 ACQUA 6.0.200

5.2 RCV Distortion and Noise - 400 Hz NB, Index: 1

TIA-5050 (2018-01) \ Measurements \ Narrowband \ 5.2 Receive Distortion and Noise 8N



Distortion (Noise) RCV (packed): 30.02 dB (3.15%) Ok

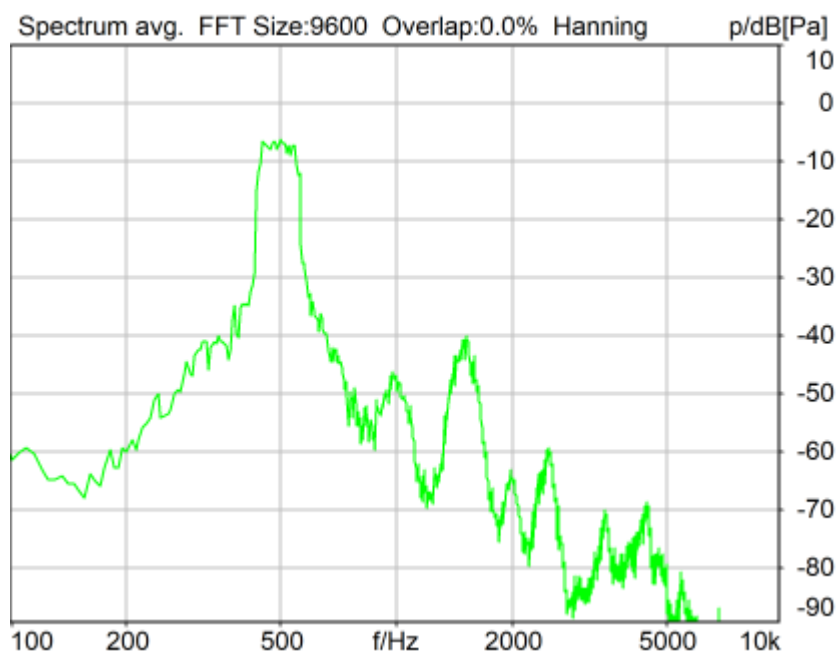
Ok

2024/5/14 16:04 ACQUA 6.0.200

Unmodified HEAD acoustics Measurement Descriptor

5.2 RCV Distortion and Noise - 500 Hz NB, Index: 1

TIA-5050 (2018-01) \ Measurements \ Narrowband \ 5.2 Receive Distortion and Noise 8N



Distortion (Noise) RCV (packed): 28.56 dB (3.73%) Ok

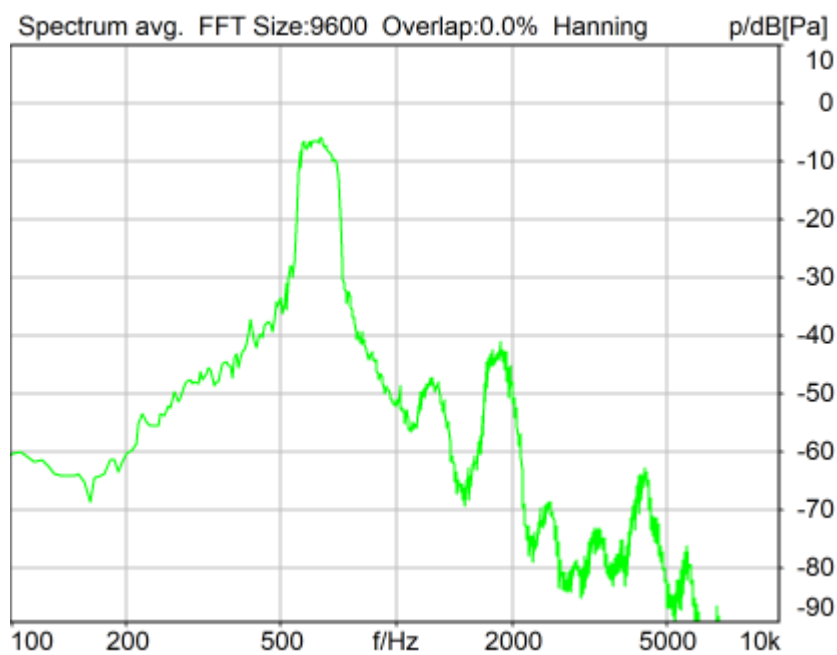
Ok

2024/5/14 16:04 ACQUA 6.0.200

Unmodified HEAD acoustics Measurement Descriptor

5.2 RCV Distortion and Noise - 630 Hz NB, Index: 1

TIA-5050 (2018-01) \ Measurements \ Narrowband \ 5.2 Receive Distortion and Noise 8N



Distortion (Noise) RCV (packed): 27.78 dB (4.08%) Ok

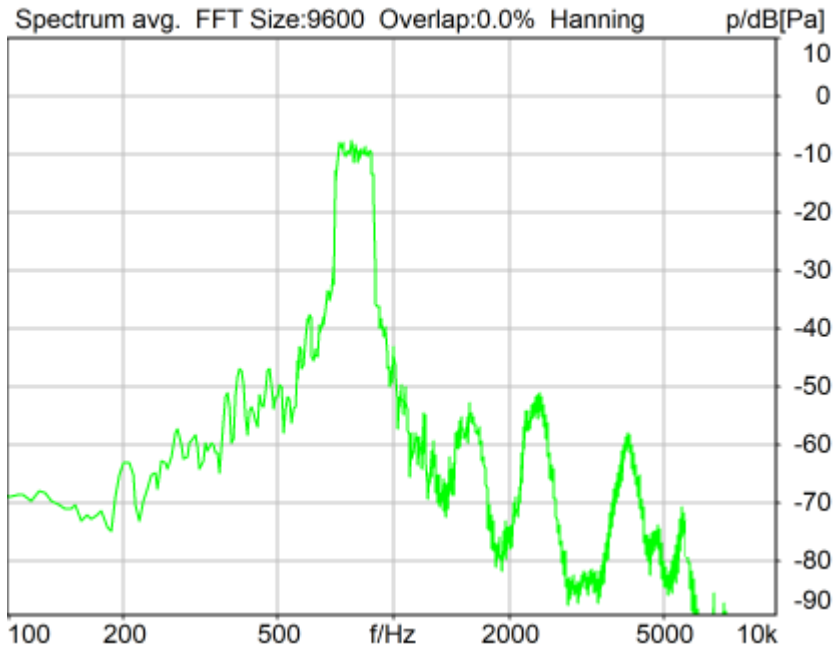
Ok

2024/5/14 16:05 ACQUA 6.0.200

Unmodified HEAD acoustics Measurement Descriptor

5.2 RCV Distortion and Noise - 800 Hz NB, Index: 1

TIA-5050 (2018-01) \ Measurements \ Narrowband \ 5.2 Receive Distortion and Noise 8N



Distortion (Noise) RCV (packed): 31.60 dB (2.63%) Ok

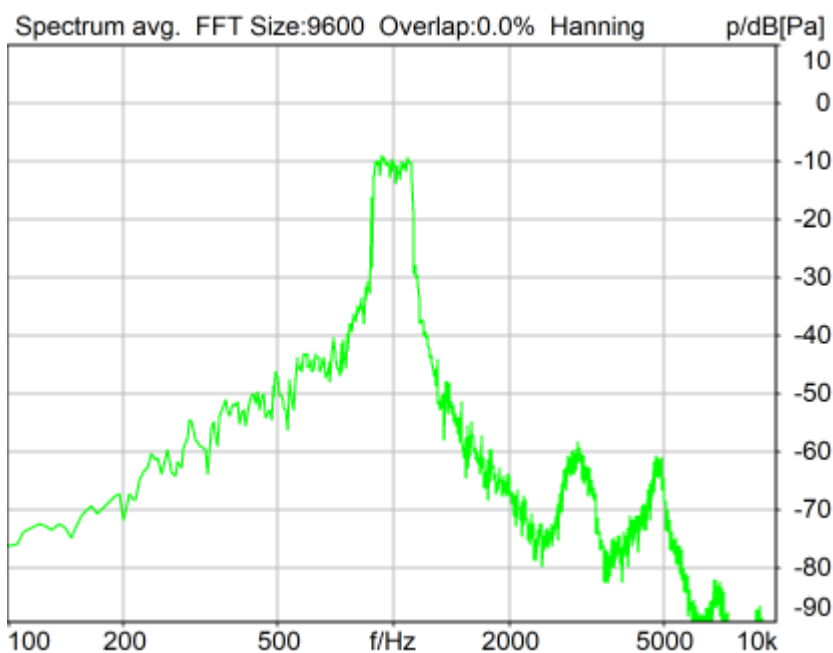
Ok

2024/5/14 16:05 ACQUA 6.0.200

Unmodified HEAD acoustics Measurement Descriptor

5.2 RCV Distortion and Noise - 1000 Hz NB, Index: 1

TIA-5050 (2018-01) \ Measurements \ Narrowband \ 5.2 Receive Distortion and Noise 8N



Distortion (Noise) RCV (packed): 26.73 dB (4.61%) Ok

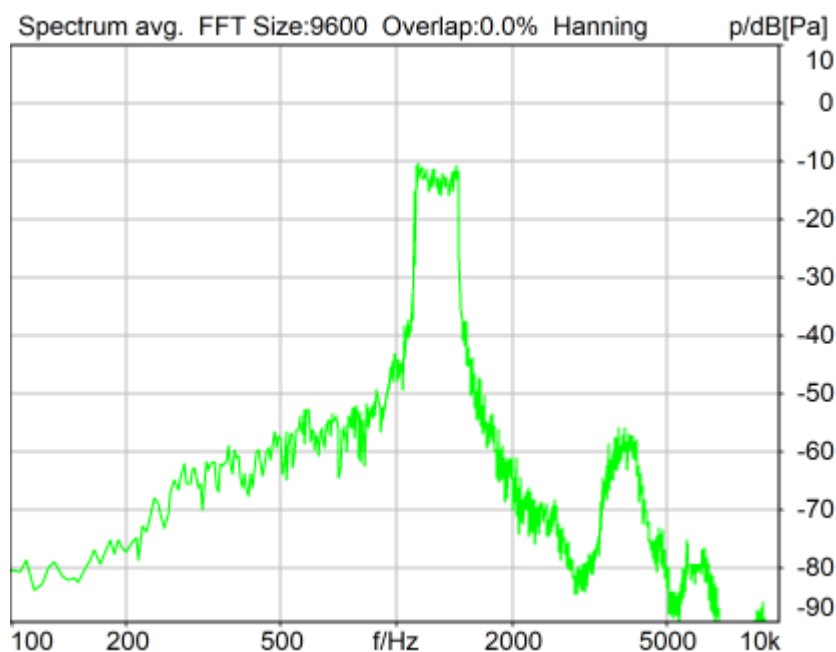
Ok

2024/5/14 16:05 ACQUA 6.0.200

Unmodified HEAD acoustics Measurement Descriptor

5.2 RCV Distortion and Noise - 1250 Hz NB, Index: 1

TIA-5050 (2018-01) \ Measurements \ Narrowband \ 5.2 Receive Distortion and Noise 8N



Distortion (Noise) RCV (packed): 26.45 dB (4.76%) Ok

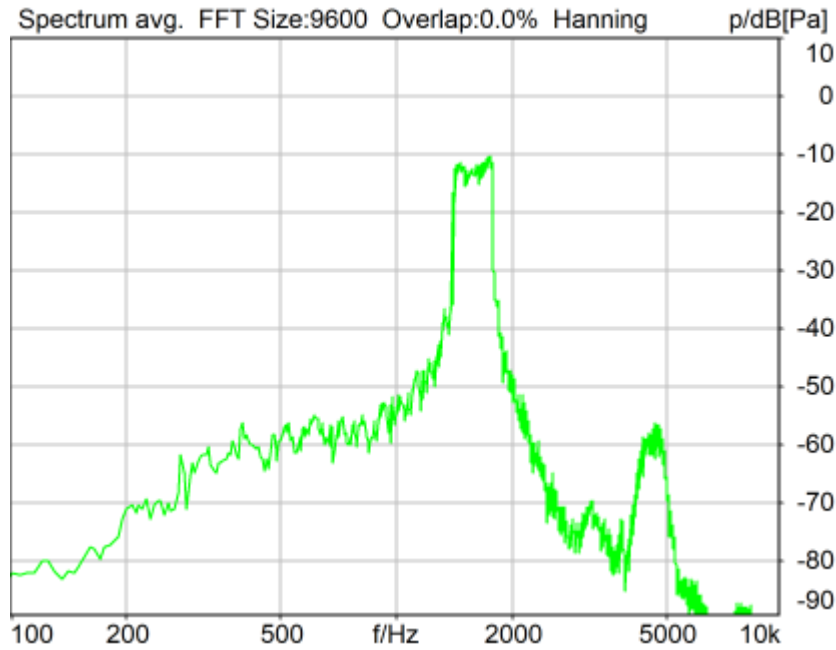
Ok

2024/5/14 16:06 ACQUA 6.0.200

Unmodified HEAD acoustics Measurement Descriptor

5.2 RCV Distortion and Noise - 1600 Hz NB, Index: 1

TIA-5050 (2018-01) \ Measurements \ Narrowband \ 5.2 Receive Distortion and Noise 8N



Distortion (Noise) RCV (packed): 28.19 dB (3.89%) Ok

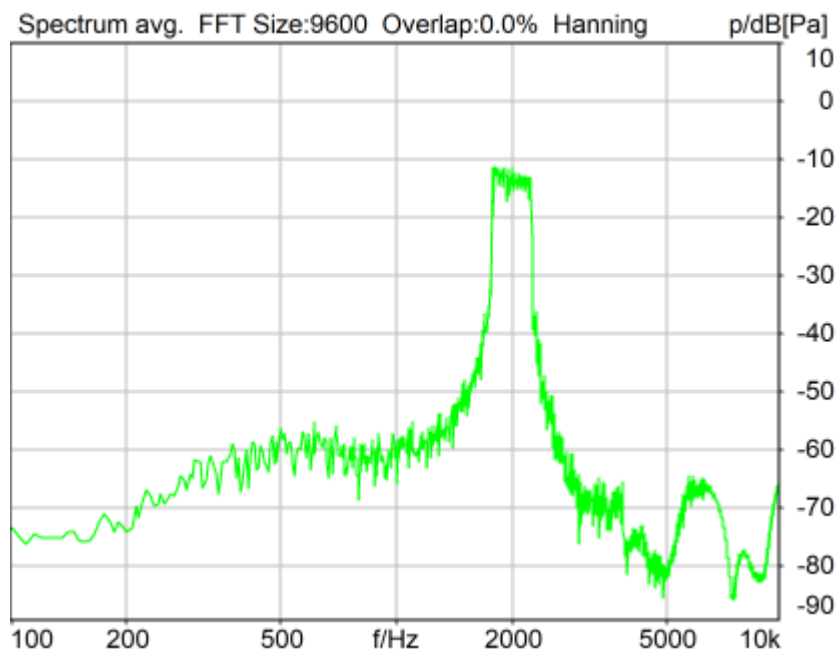
Ok

2024/5/14 16:06 ACQUA 6.0.200

Unmodified HEAD acoustics Measurement Descriptor

5.2 RCV Distortion and Noise - 2000 Hz NB, Index: 1

TIA-5050 (2018-01) \ Measurements \ Narrowband \ 5.2 Receive Distortion and Noise 8N



Distortion (Noise) RCV (packed): 28.22 dB (3.88%) Ok

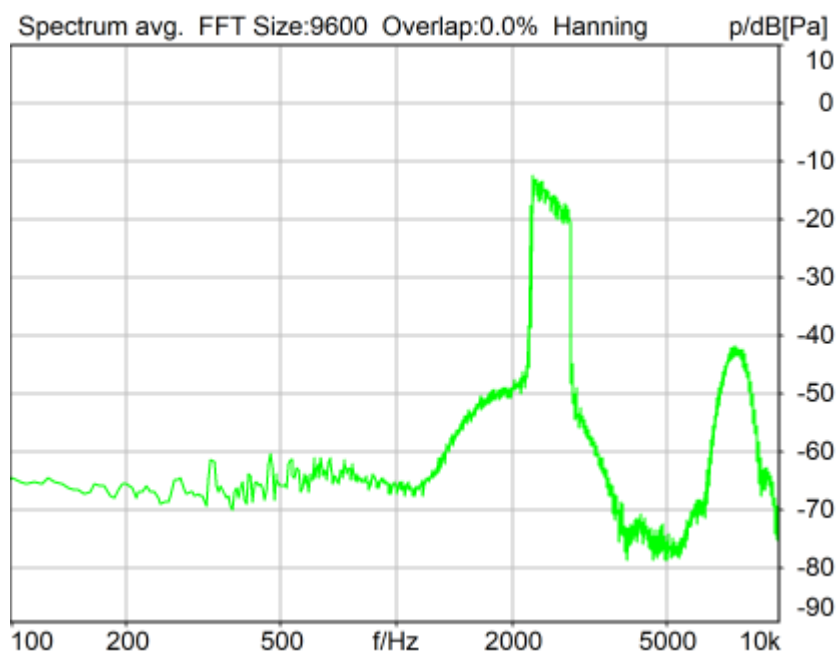
Ok

2024/5/14 16:07 ACQUA 6.0.200

Unmodified HEAD acoustics Measurement Descriptor

5.2 RCV Distortion and Noise - 2500 Hz NB, Index: 1

TIA-5050 (2018-01) \ Measurements \ Narrowband \ 5.2 Receive Distortion and Noise 8N



Distortion (Noise) RCV (packed): 23.42 dB (6.75%) Ok

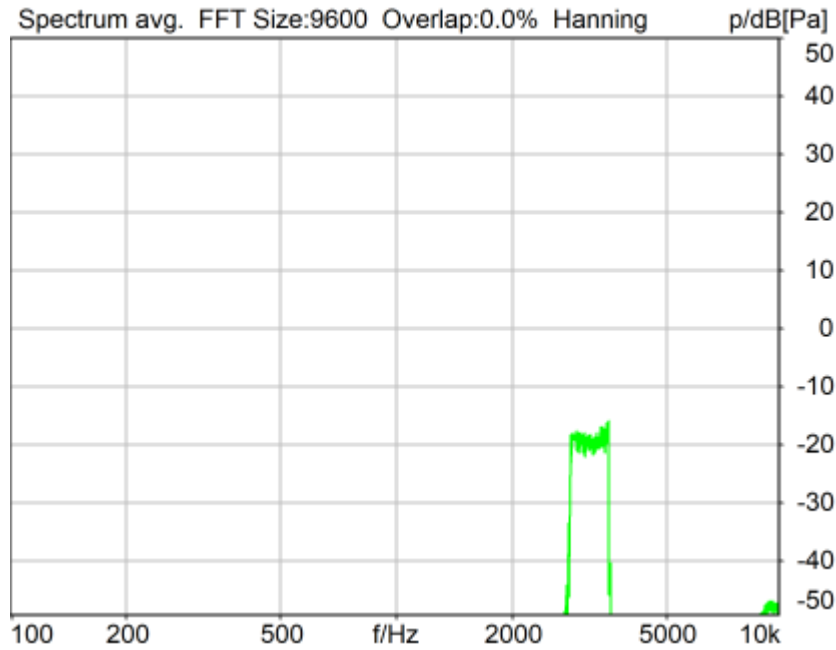
Ok

2024/5/14 16:07 ACQUA 6.0.200

Unmodified HEAD acoustics Measurement Descriptor

5.2 RCV Distortion and Noise - 3150 Hz NB, Index: 1

TIA-5050 (2018-01) \ Measurements \ Narrowband \ 5.2 Receive Distortion and Noise 8N



Distortion (Noise) RCV (packed): 25.89 dB (5.08%) Ok

Ok

2024/5/14 16:07 ACQUA 6.0.200

Unmodified HEAD acoustics Measurement Descriptor

Report - Receive Distortion and Noise (Conversational Gain), Index:

1

TIA-5050 (2018-01) \ Measurements \ Narrowband \ 5.2 Receive Distortion and Noise 8N

Region	Frequency	SDNR
1	400Hz	30.02 dB
2	500Hz	28.56 dB
3	630Hz	27.78 dB
4	800Hz	31.60 dB
5	1000Hz	26.73 dB
6	1250Hz	26.45 dB
7	1600Hz	28.19 dB
8	2000Hz	28.22 dB
9	2500Hz	23.42 dB
10	3150Hz	25.89 dB

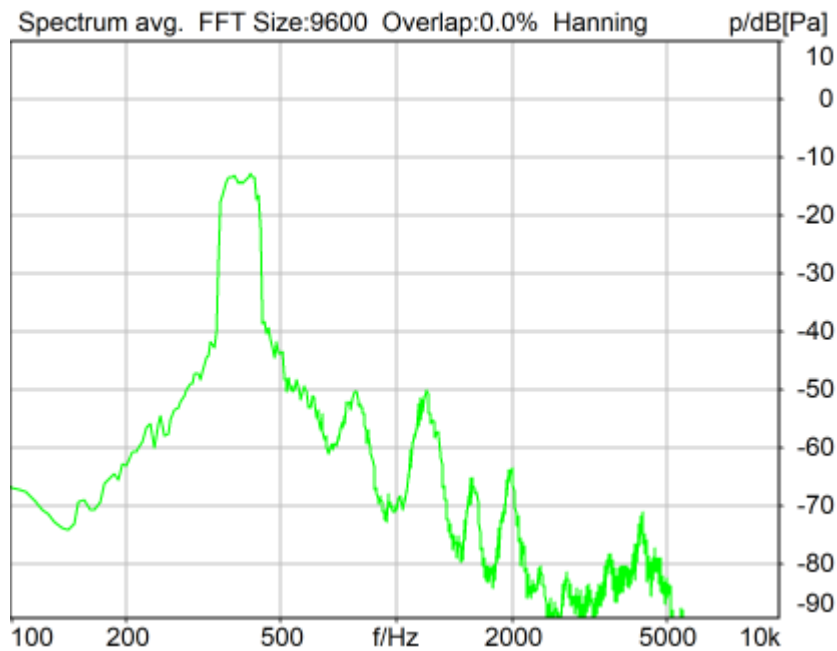
All SDNRs were greater than 20.0 dB, requirement was met.

Smallest SDNR was 23.42dB at 2500Hz.

2024/5/14 16:08 ACQUA

5.2 RCV Distortion and Noise - 400 Hz NB, Index: 1

TIA-5050 (2018-01) \ Measurements \ Narrowband \ 5.2 Receive Distortion and Noise 2N



Distortion (Noise) RCV (packed): 30.95 dB (2.84%) Ok

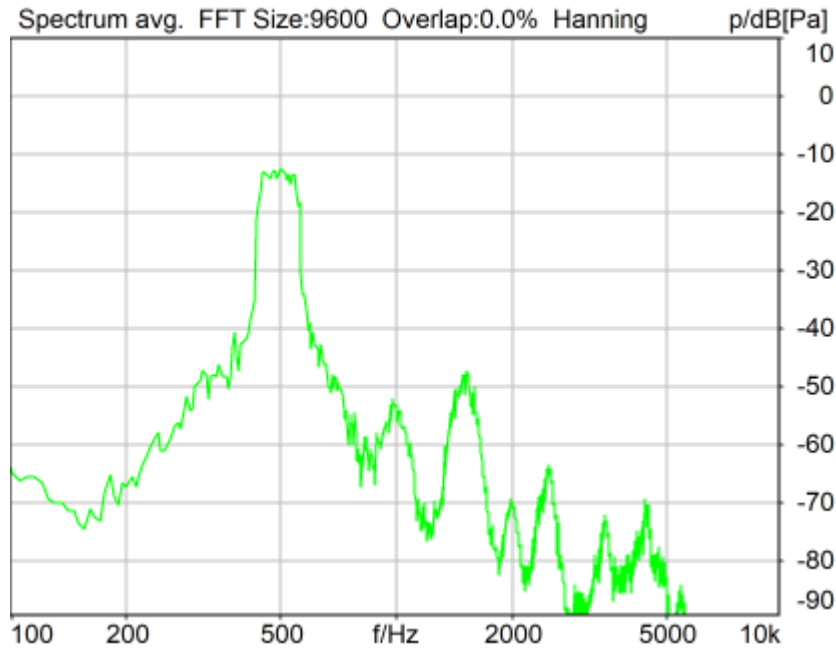
Ok

2024/5/14 15:58 ACQUA 6.0.200

Unmodified HEAD acoustics Measurement Descriptor

5.2 RCV Distortion and Noise - 500 Hz NB, Index: 1

TIA-5050 (2018-01) \ Measurements \ Narrowband \ 5.2 Receive Distortion and Noise 2N



Distortion (Noise) RCV (packed): 29.03 dB (3.54%) Ok

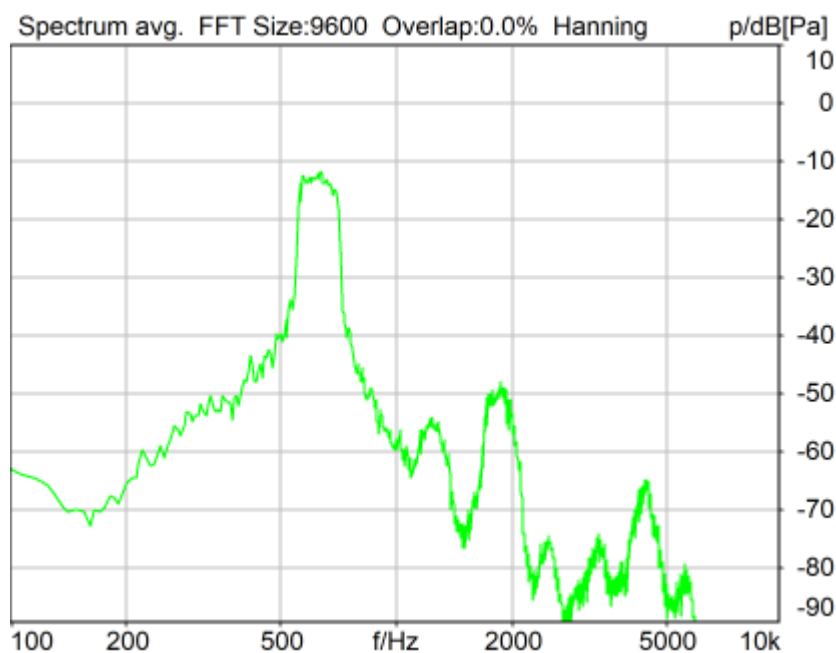
Ok

2024/5/14 15:58 ACQUA 6.0.200

Unmodified HEAD acoustics Measurement Descriptor

5.2 RCV Distortion and Noise - 630 Hz NB, Index: 1

TIA-5050 (2018-01) \ Measurements \ Narrowband \ 5.2 Receive Distortion and Noise 2N



Distortion (Noise) RCV (packed): 28.08 dB (3.94%) Ok

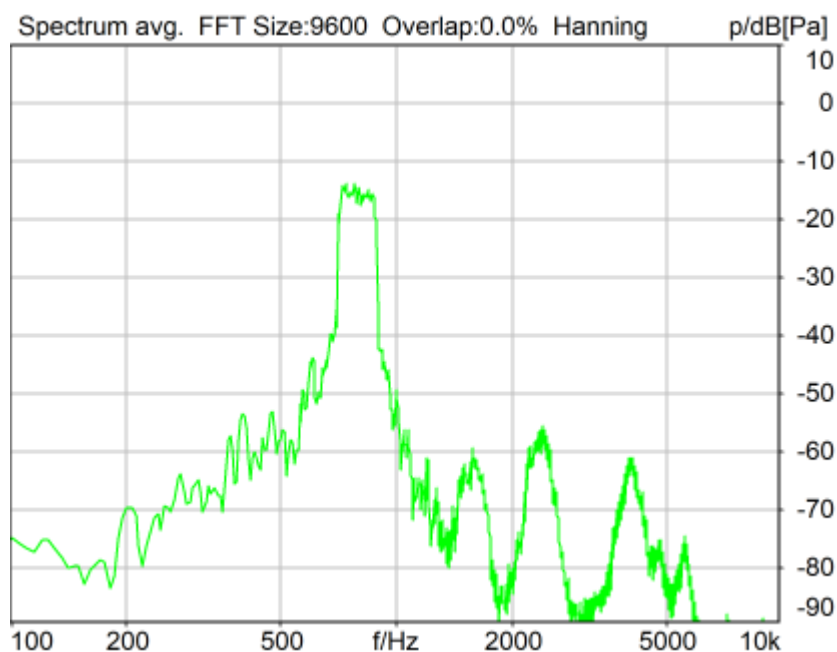
Ok

2024/5/14 15:59 ACQUA 6.0.200

Unmodified HEAD acoustics Measurement Descriptor

5.2 RCV Distortion and Noise - 800 Hz NB, Index: 1

TIA-5050 (2018-01) \ Measurements \ Narrowband \ 5.2 Receive Distortion and Noise 2N



Distortion (Noise) RCV (packed): 31.25 dB (2.74%) Ok

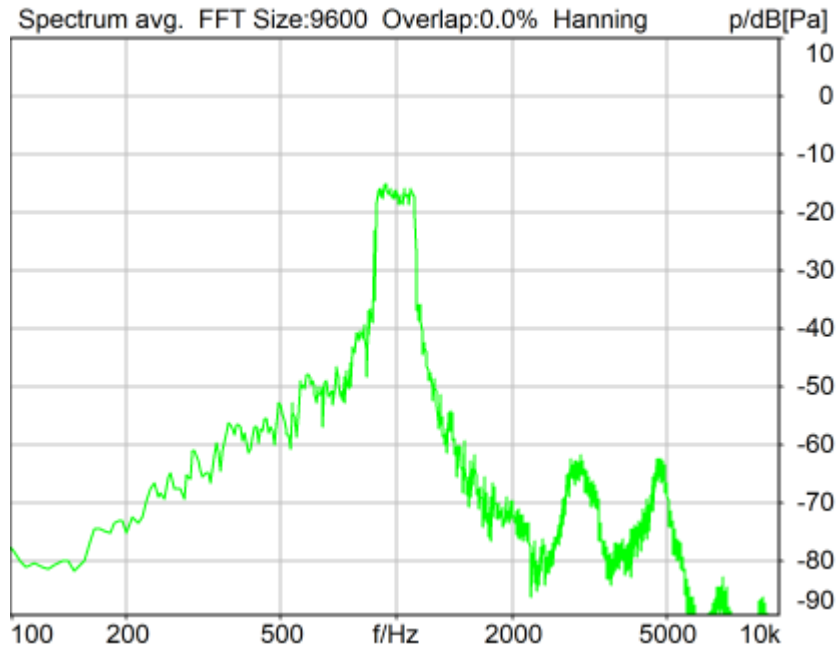
Ok

2024/5/14 15:59 ACQUA 6.0.200

Unmodified HEAD acoustics Measurement Descriptor

5.2 RCV Distortion and Noise - 1000 Hz NB, Index: 1

TIA-5050 (2018-01) \ Measurements \ Narrowband \ 5.2 Receive Distortion and Noise 2N



Distortion (Noise) RCV (packed): 26.54 dB (4.71%) Ok

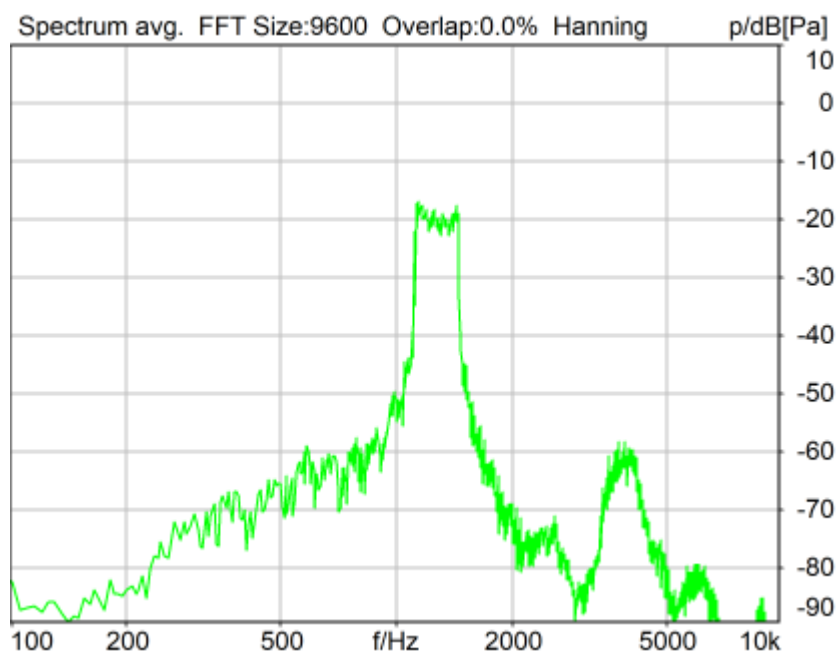
Ok

2024/5/14 15:59 ACQUA 6.0.200

Unmodified HEAD acoustics Measurement Descriptor

5.2 RCV Distortion and Noise - 1250 Hz NB, Index: 1

TIA-5050 (2018-01) \ Measurements \ Narrowband \ 5.2 Receive Distortion and Noise 2N



Distortion (Noise) RCV (packed): 26.29 dB (4.85%) Ok

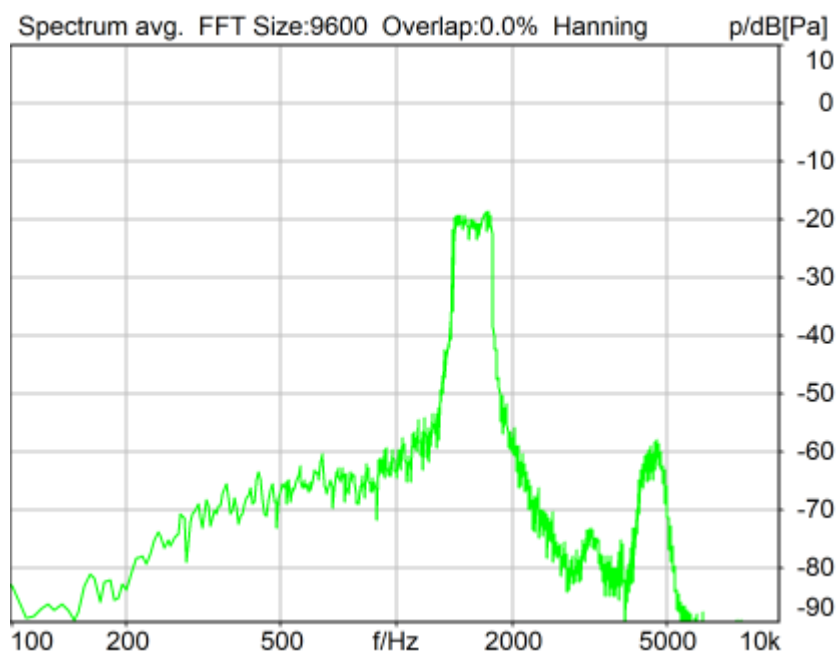
Ok

2024/5/14 16:00 ACQUA 6.0.200

Unmodified HEAD acoustics Measurement Descriptor

5.2 RCV Distortion and Noise - 1600 Hz NB, Index: 1

TIA-5050 (2018-01) \ Measurements \ Narrowband \ 5.2 Receive Distortion and Noise 2N



Distortion (Noise) RCV (packed): 27.59 dB (4.17%) Ok

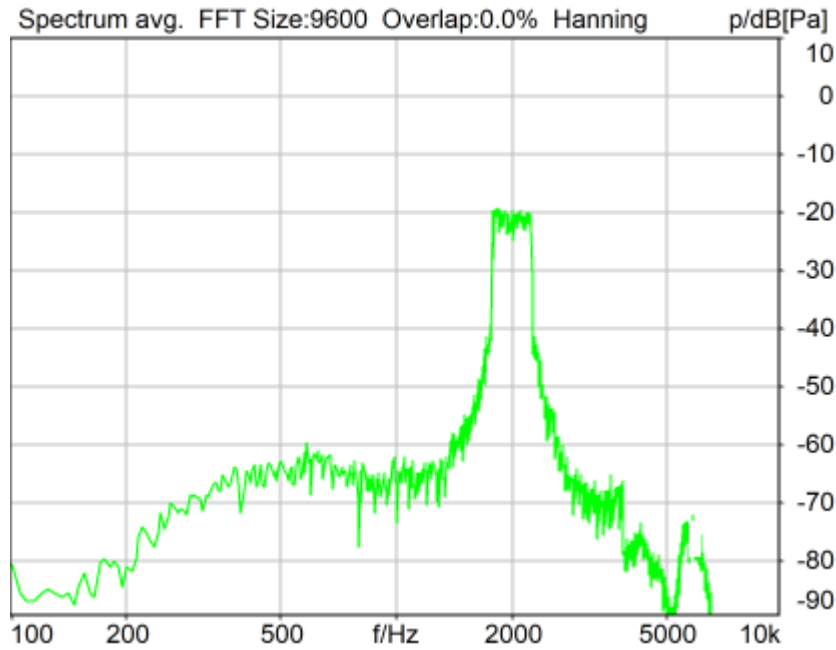
Ok

2024/5/14 16:00 ACQUA 6.0.200

Unmodified HEAD acoustics Measurement Descriptor

5.2 RCV Distortion and Noise - 2000 Hz NB, Index: 1

TIA-5050 (2018-01) \ Measurements \ Narrowband \ 5.2 Receive Distortion and Noise 2N



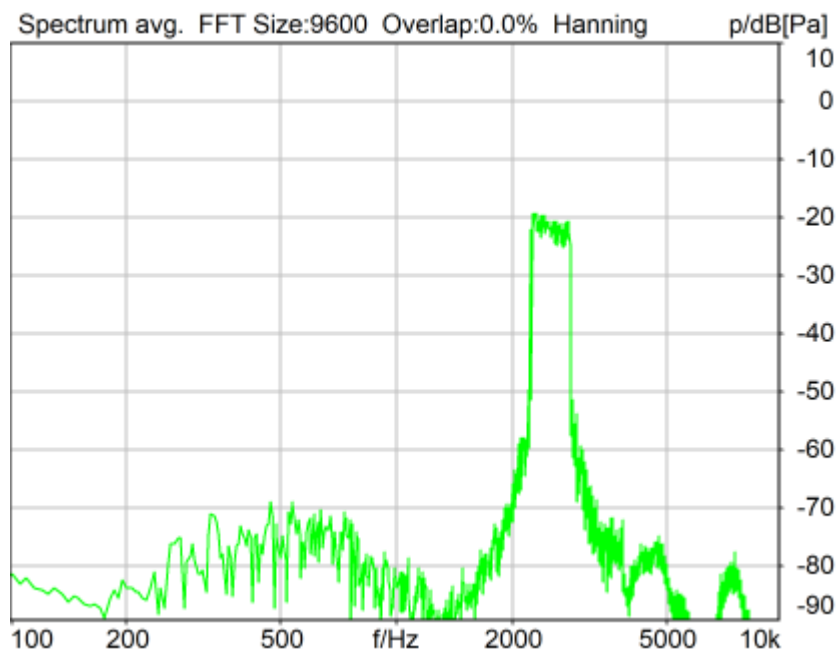
Distortion (Noise) RCV (packed): 25.71 dB (5.18%) Ok

Ok

2024/5/14 16:01 ACQUA 6.0.200
Unmodified HEAD acoustics Measurement Descriptor

5.2 RCV Distortion and Noise - 2500 Hz NB, Index: 1

TIA-5050 (2018-01) \ Measurements \ Narrowband \ 5.2 Receive Distortion and Noise 2N



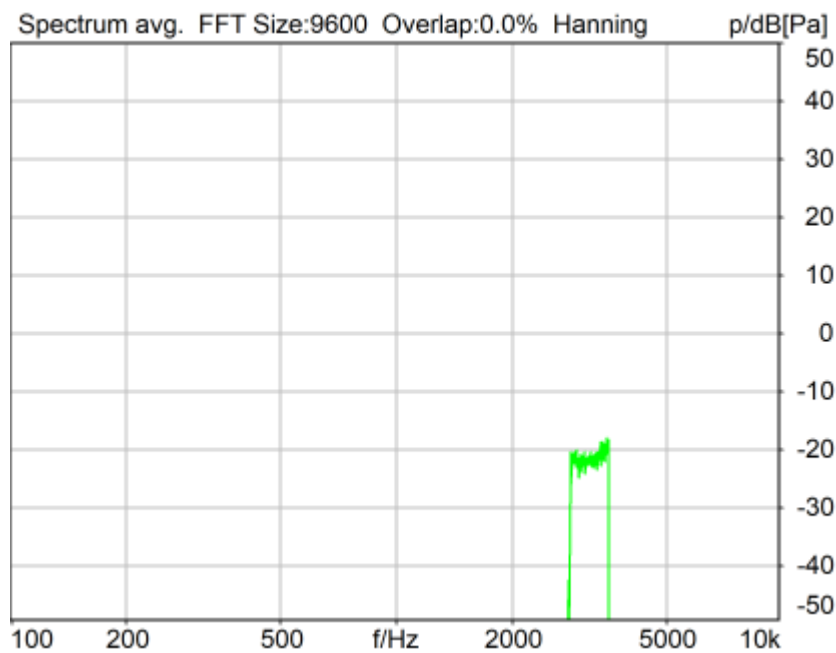
Distortion (Noise) RCV (packed): 38.23 dB (1.23%) Ok

Ok

2024/5/14 16:01 ACQUA 6.0.200
Unmodified HEAD acoustics Measurement Descriptor

5.2 RCV Distortion and Noise - 3150 Hz NB, Index: 1

TIA-5050 (2018-01) \ Measurements \ Narrowband \ 5.2 Receive Distortion and Noise 2N



Distortion (Noise) RCV (packed): 44.27 dB (0.61%) Ok

Ok

2024/5/14 16:01 ACQUA 6.0.200
Unmodified HEAD acoustics Measurement Descriptor

Report - Receive Distortion and Noise (Conversational Gain), Index: 1

TIA-5050 (2018-01) \ Measurements \ Narrowband \ 5.2 Receive Distortion and Noise 2N

Region	Frequency	SDNR
1	400Hz	30.95 dB

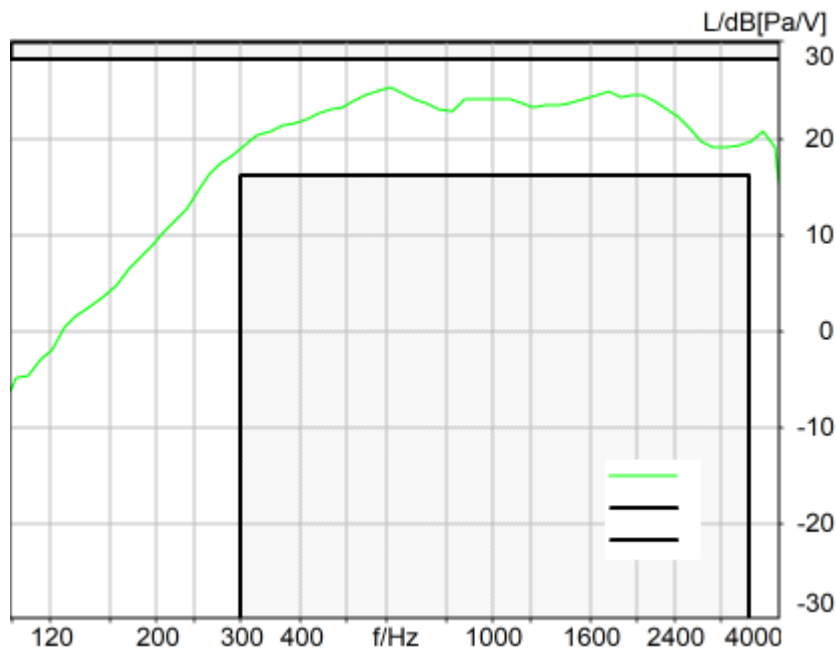
2	500Hz	29.03 dB
3	630Hz	28.08 dB
4	800Hz	31.25 dB
5	1000Hz	26.54 dB
6	1250Hz	26.29 dB
7	1600Hz	27.59 dB
8	2000Hz	25.71 dB
9	2500Hz	38.23 dB
10	3150Hz	44.27 dB

All SDNRs were greater than 20.0 dB, requirement was met.
Smallest SDNR was 25.71dB at 2000Hz.

2024/5/14 16:02 ACQUA

5.3 Frequency Response 8N FF HANB, Index: 1

TIA-5050 (2018-01) \ Measurements \ Narrowband



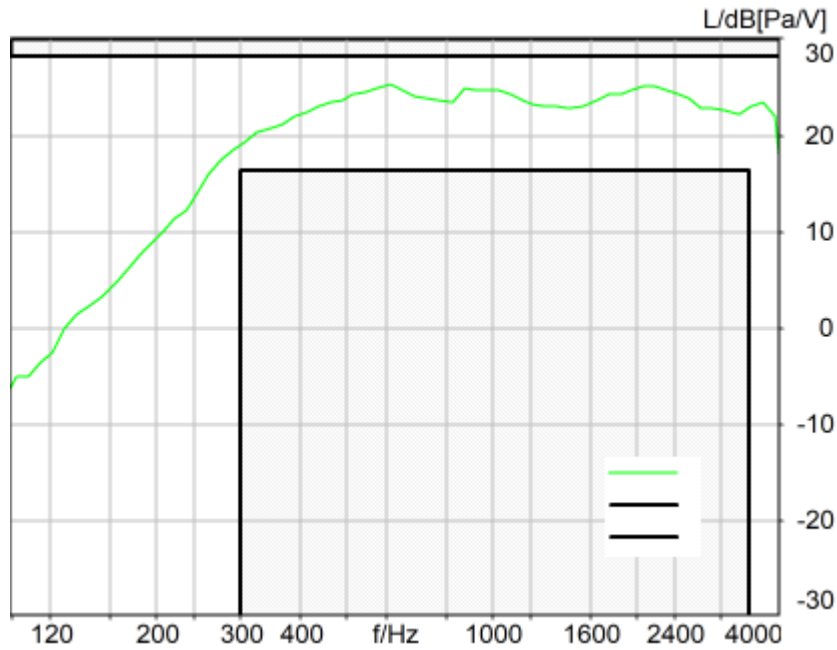
Absolute minimal distance
2.89 dB at 611.7 Hz Ok

Ok

2024/5/14 16:08 ACQUA 6.0.200
Unmodified HEAD acoustics Measurement Descriptor

5.3 Frequency Response 8N DF HANB, Index: 1

TIA-5050 (2018-01) \ Measurements \ Narrowband



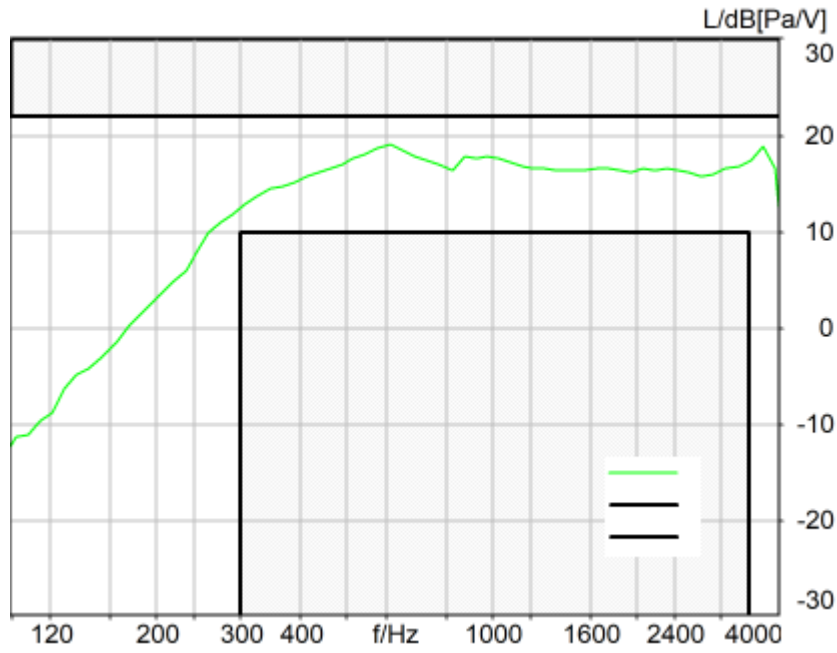
Absolute minimal distance
3.05 dB at 611.7 Hz Ok

Ok

2024/5/14 16:08 ACQUA 6.0.200
Unmodified HEAD acoustics Measurement Descriptor

5.3 Frequency Response 2N FF HANB, Index: 1

TIA-5050 (2018-01) \ Measurements \ Narrowband



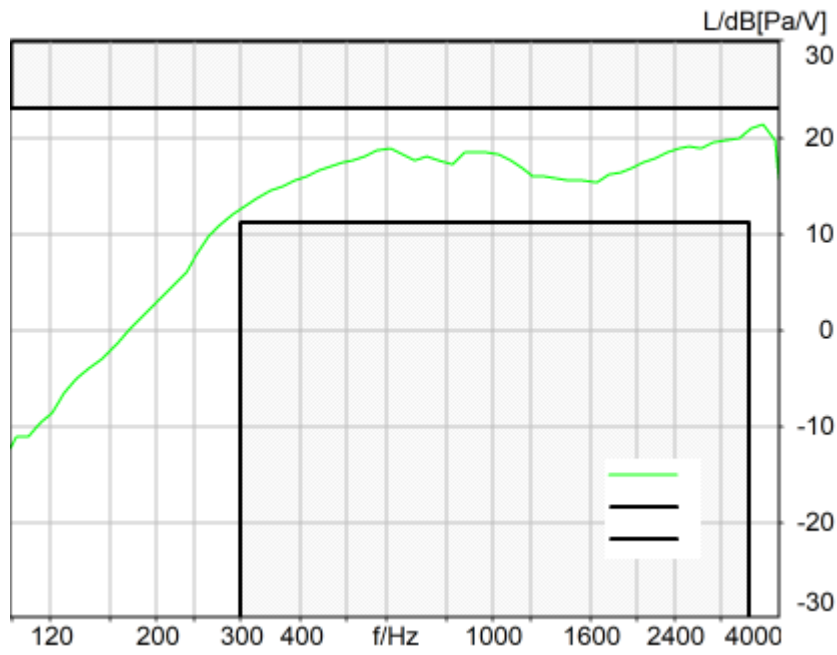
Absolute minimal distance
2.90 dB at 611.7 Hz Ok

Ok

2024/5/14 16:02 ACQUA 6.0.200
Unmodified HEAD acoustics Measurement Descriptor

5.3 Frequency Response 2N DF HANB, Index: 1

TIA-5050 (2018-01) \ Measurements \ Narrowband



Absolute minimal distance
1.75 dB at 3657.5 Hz Ok

Ok

2024/5/14 16:02 ACQUA 6.0.200
Unmodified HEAD acoustics Measurement Descriptor

Measurement Protocol

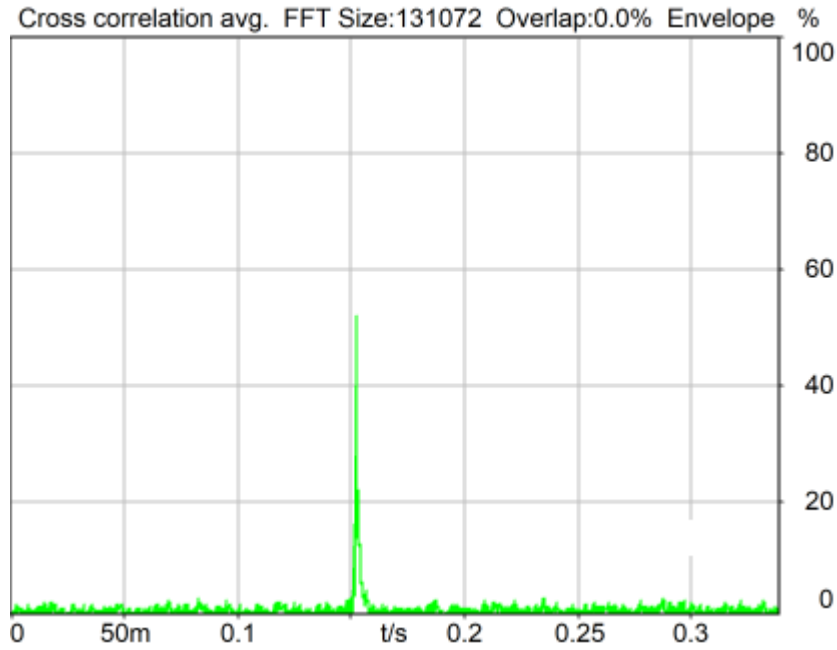
Measurement Object	FR1 n38_40_DFT-s-OFDM_EVS WB 24.4kbps_CH519000
Description	HMD_TA_1600#Tomcat

Project	TIA-5050 (2018-01)
Report Generation Date	2024/5/22 13:04
Responsible Person	audio

Overall Receive Delay WB, Index: 1	3
5.1a Receive Volume Control Performance 8N WB, Index: 1	3
5.1b Receive Volume Control Performance 2N WB, Index: 1	4
5.2 RCV Distortion and Noise - 250 Hz WB, Index: 1	5
5.2 RCV Distortion and Noise - 315 Hz WB, Index: 1	6
5.2 RCV Distortion and Noise - 400 Hz WB, Index: 1	7
5.2 RCV Distortion and Noise - 500 Hz WB, Index: 1	7
5.2 RCV Distortion and Noise - 630 Hz WB, Index: 1	8
5.2 RCV Distortion and Noise - 800 Hz WB, Index: 1	9
5.2 RCV Distortion and Noise - 1000 Hz WB, Index: 1	9
5.2 RCV Distortion and Noise - 1250 Hz WB, Index: 1	10
5.2 RCV Distortion and Noise - 1600 Hz WB, Index: 1	11
5.2 RCV Distortion and Noise - 2000 Hz WB, Index: 1	11
5.2 RCV Distortion and Noise - 2500 Hz WB, Index: 8	12
5.2 RCV Distortion and Noise - 3150 Hz WB, Index: 1	13
5.2 RCV Distortion and Noise - 4000 Hz WB, Index: 1	13
5.2 RCV Distortion and Noise - 5000 Hz WB, Index: 1	14
Report - Receive Distortion and Noise (Conversational Gain), Index: 2	15
5.2 RCV Distortion and Noise - 250 Hz WB, Index: 1	15
5.2 RCV Distortion and Noise - 315 Hz WB, Index: 1	16
5.2 RCV Distortion and Noise - 400 Hz WB, Index: 1	17
5.2 RCV Distortion and Noise - 500 Hz WB, Index: 1	17
5.2 RCV Distortion and Noise - 630 Hz WB, Index: 1	18
5.2 RCV Distortion and Noise - 800 Hz WB, Index: 1	19
5.2 RCV Distortion and Noise - 1000 Hz WB, Index: 1	19
5.2 RCV Distortion and Noise - 1250 Hz WB, Index: 1	20
5.2 RCV Distortion and Noise - 1600 Hz WB, Index: 1	21
5.2 RCV Distortion and Noise - 2000 Hz WB, Index: 1	21
5.2 RCV Distortion and Noise - 2500 Hz WB, Index: 1	22
5.2 RCV Distortion and Noise - 3150 Hz WB, Index: 1	23
5.2 RCV Distortion and Noise - 4000 Hz WB, Index: 1	23
5.2 RCV Distortion and Noise - 5000 Hz WB, Index: 1	24
Report - Receive Distortion and Noise (Conversational Gain), Index: 1	25
5.3 Frequency Response 8N FF, Index: 1	25
5.3 Frequency Response 8N DF, Index: 1	26
5.3 Frequency Response 2N FF, Index: 1	27
5.3 Frequency Response 2N DF, Index: 2	28

Overall Receive Delay WB, Index: 1

TIA-5050 (2018-01) \ Measurements \ Wideband \ Preparation - Delay measurement

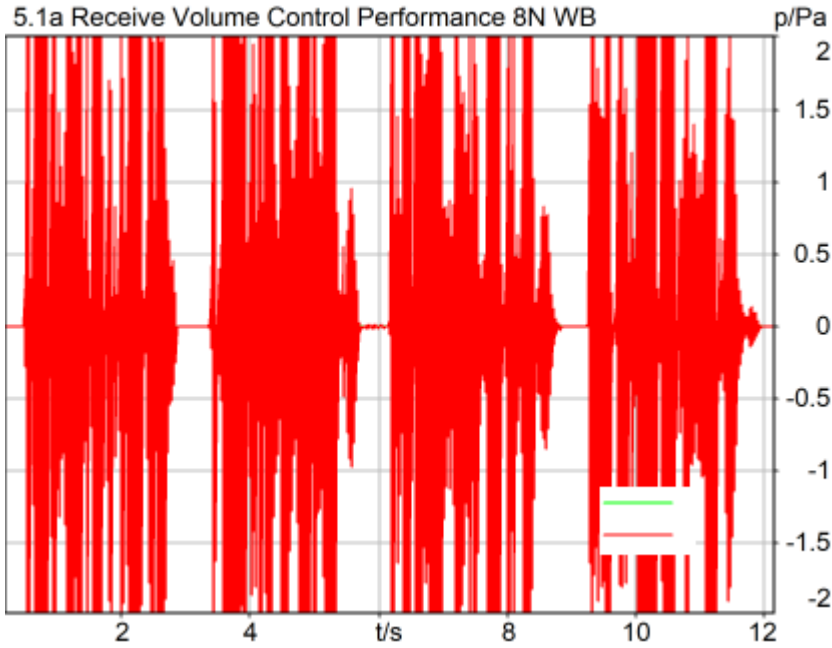


Channel	Delay
RCV*Source	152.4 ms

2024/5/14 16:20 ACQUA 6.0.200
Unmodified HEAD acoustics Measurement Descriptor

5.1a Receive Volume Control Performance 8N WB, Index: 1

TIA-5050 (2018-01) \ Measurements \ Wideband



Correction

X - 70

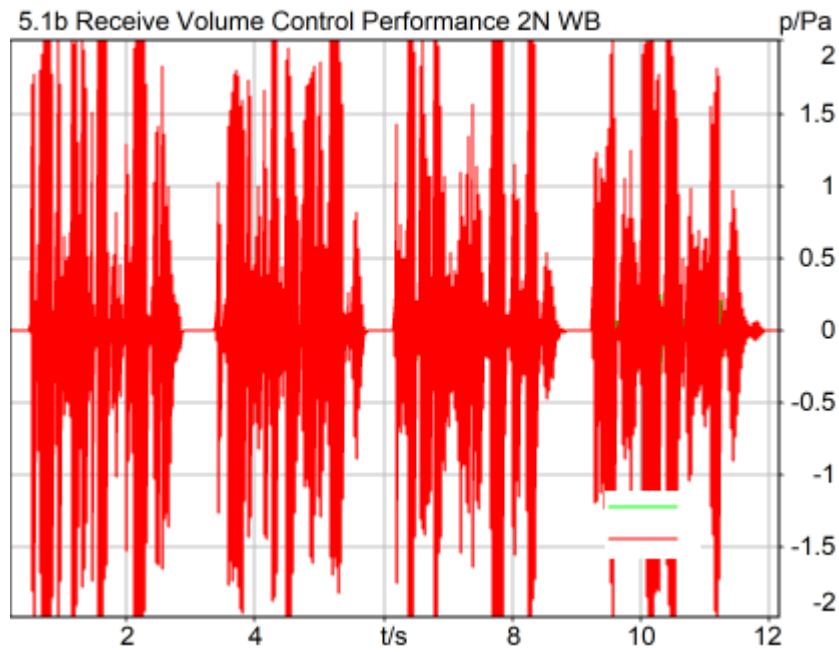
Channel	Speech level	Activity	Corrected speech level	
RCV	92.64 dB[SPL]	83.56%	22.64 dB[SPL]	Ok

Ok

2024/5/15 9:35 ACQUA 6.0.200

5.1b Receive Volume Control Performance 2N WB, Index: 1

TIA-5050 (2018-01) \ Measurements \ Wideband



Correction

X - 70

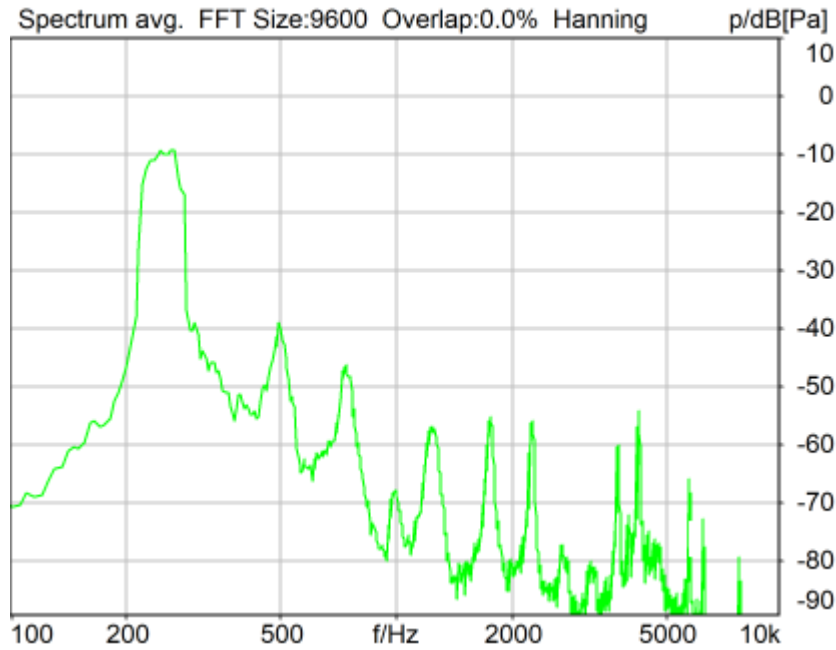
Channel	Speech level	Activity	Corrected speech level	
RCV	86.29 dB[SPL]	84.64%	16.29 dB[SPL]	Ok

Ok

2024/5/14 16:20 ACQUA 6.0.200

5.2 RCV Distortion and Noise - 250 Hz WB, Index: 1

TIA-5050 (2018-01) \ Measurements \ Wideband \ 5.2 Receive Distortion and Noise 8N



Distortion (Noise) RCV (packed): 31.41 dB (2.69%) Ok

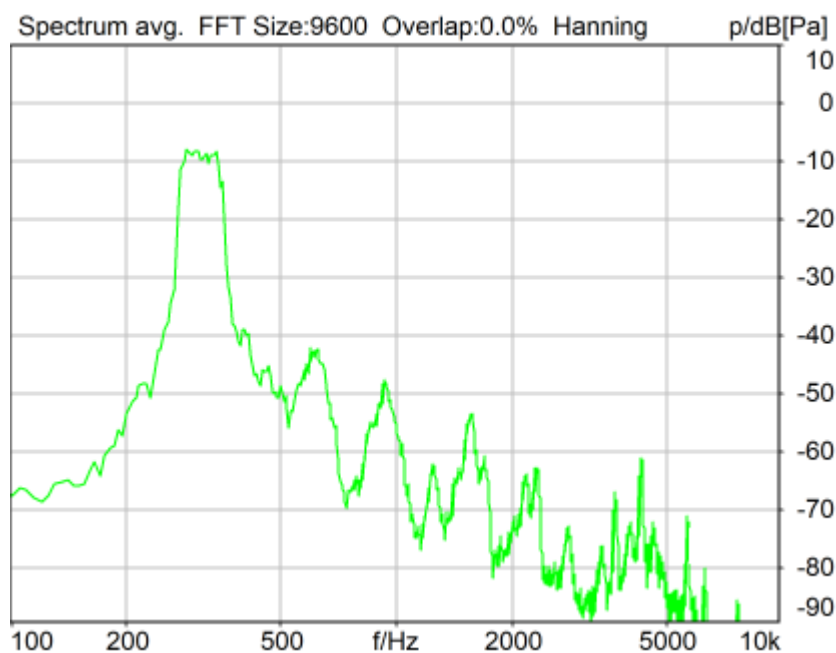
Ok

2024/5/15 9:36 ACQUA 6.0.200

Unmodified HEAD acoustics Measurement Descriptor

5.2 RCV Distortion and Noise - 315 Hz WB, Index: 1

TIA-5050 (2018-01) \ Measurements \ Wideband \ 5.2 Receive Distortion and Noise 8N



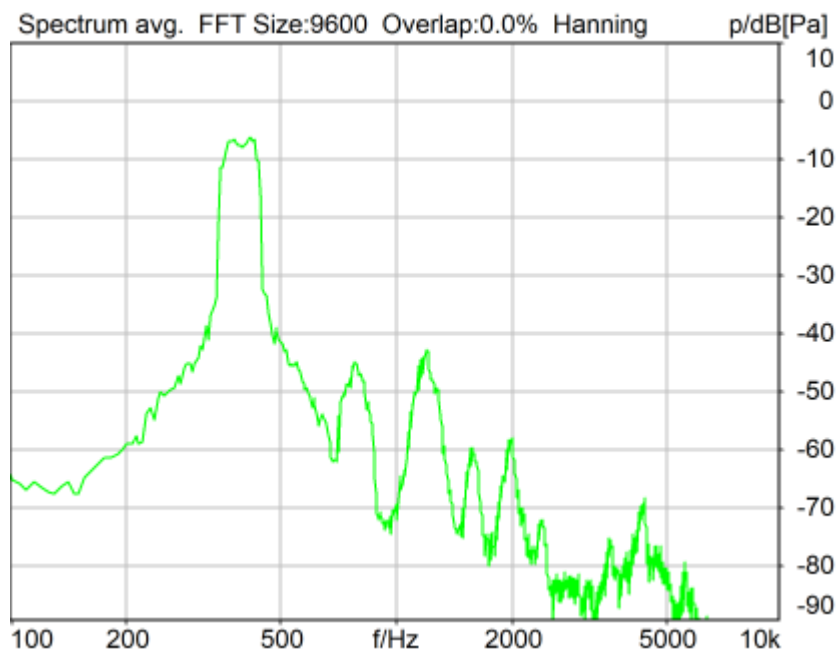
Distortion (Noise) RCV (packed): 32.19 dB (2.46%) Ok

Ok

2024/5/15 9:37 ACQUA 6.0.200
Unmodified HEAD acoustics Measurement Descriptor

5.2 RCV Distortion and Noise - 400 Hz WB, Index: 1

TIA-5050 (2018-01) \ Measurements \ Wideband \ 5.2 Receive Distortion and Noise 8N



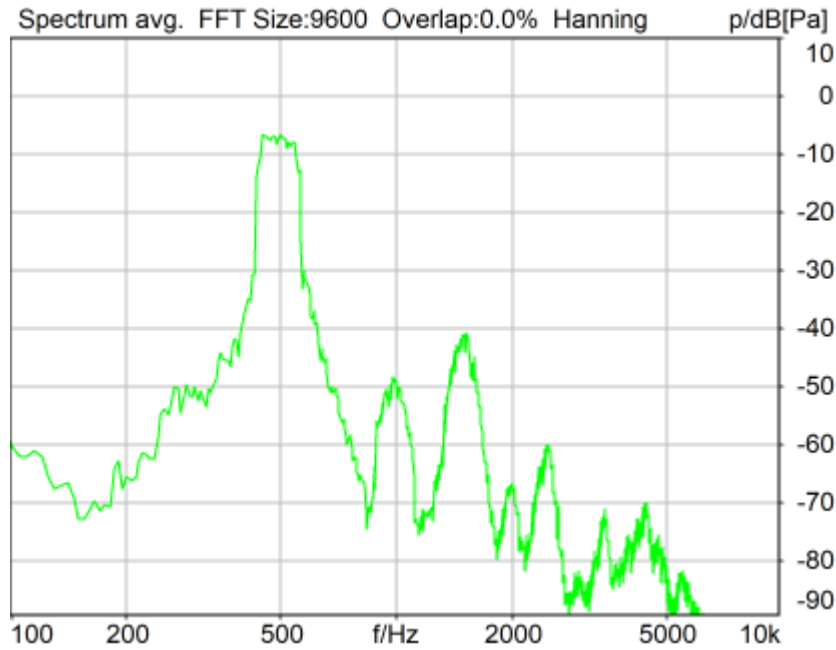
Distortion (Noise) RCV (packed): 32.38 dB (2.40%) Ok

Ok

2024/5/15 9:37 ACQUA 6.0.200
Unmodified HEAD acoustics Measurement Descriptor

5.2 RCV Distortion and Noise - 500 Hz WB, Index: 1

TIA-5050 (2018-01) \ Measurements \ Wideband \ 5.2 Receive Distortion and Noise 8N



Distortion (Noise) RCV (packed): 30.37 dB (3.03%) Ok

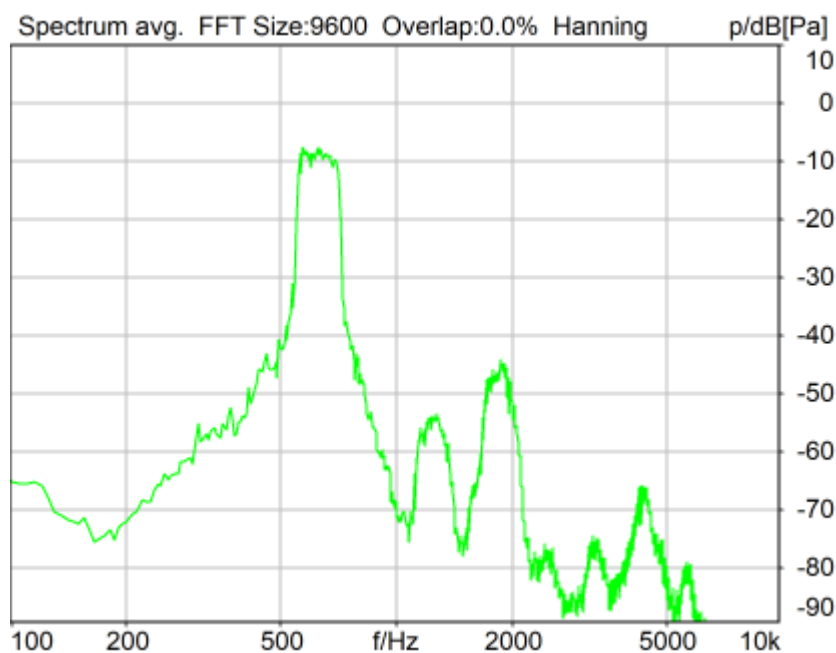
Ok

2024/5/15 9:37 ACQUA 6.0.200

Unmodified HEAD acoustics Measurement Descriptor

5.2 RCV Distortion and Noise - 630 Hz WB, Index: 1

TIA-5050 (2018-01) \ Measurements \ Wideband \ 5.2 Receive Distortion and Noise 8N



Distortion (Noise) RCV (packed): 31.56 dB (2.64%) Ok

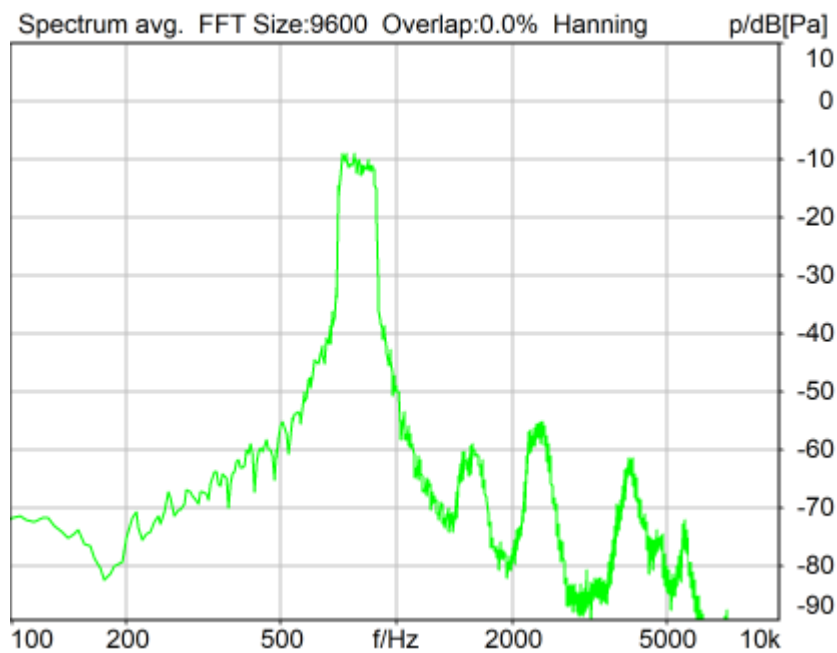
Ok

2024/5/15 9:38 ACQUA 6.0.200

Unmodified HEAD acoustics Measurement Descriptor

5.2 RCV Distortion and Noise - 800 Hz WB, Index: 1

TIA-5050 (2018-01) \ Measurements \ Wideband \ 5.2 Receive Distortion and Noise 8N



Distortion (Noise) RCV (packed): 33.36 dB (2.15%) Ok

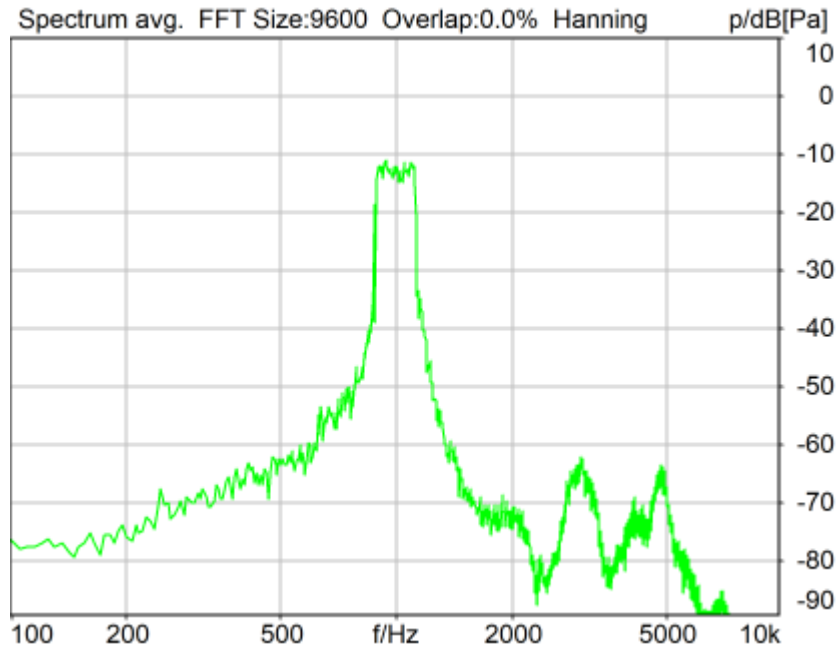
Ok

2024/5/15 9:38 ACQUA 6.0.200

Unmodified HEAD acoustics Measurement Descriptor

5.2 RCV Distortion and Noise - 1000 Hz WB, Index: 1

TIA-5050 (2018-01) \ Measurements \ Wideband \ 5.2 Receive Distortion and Noise 8N



Distortion (Noise) RCV (packed): 31.77 dB (2.58%) Ok

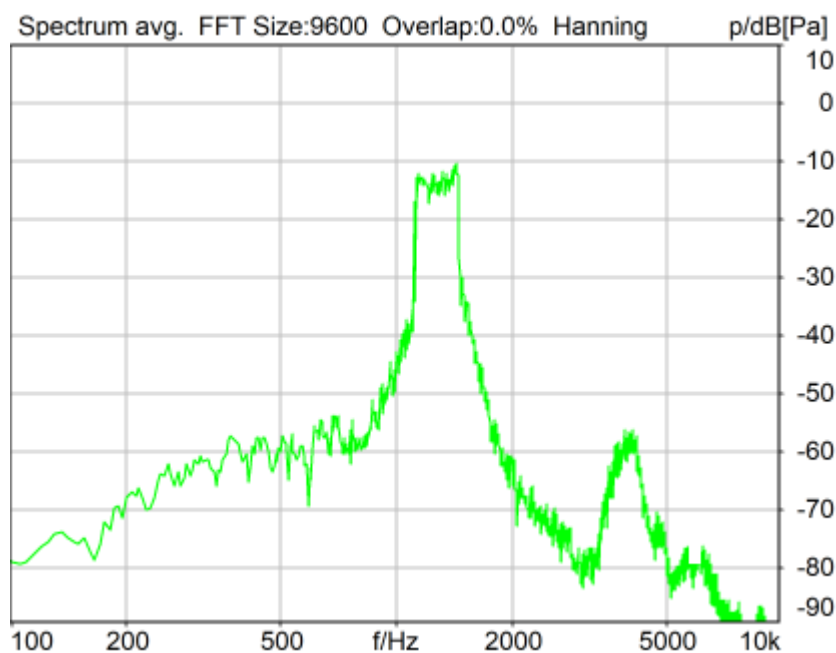
Ok

2024/5/15 9:38 ACQUA 6.0.200

Unmodified HEAD acoustics Measurement Descriptor

5.2 RCV Distortion and Noise - 1250 Hz WB, Index: 1

TIA-5050 (2018-01) \ Measurements \ Wideband \ 5.2 Receive Distortion and Noise 8N



Distortion (Noise) RCV (packed): 22.69 dB (7.33%) Ok

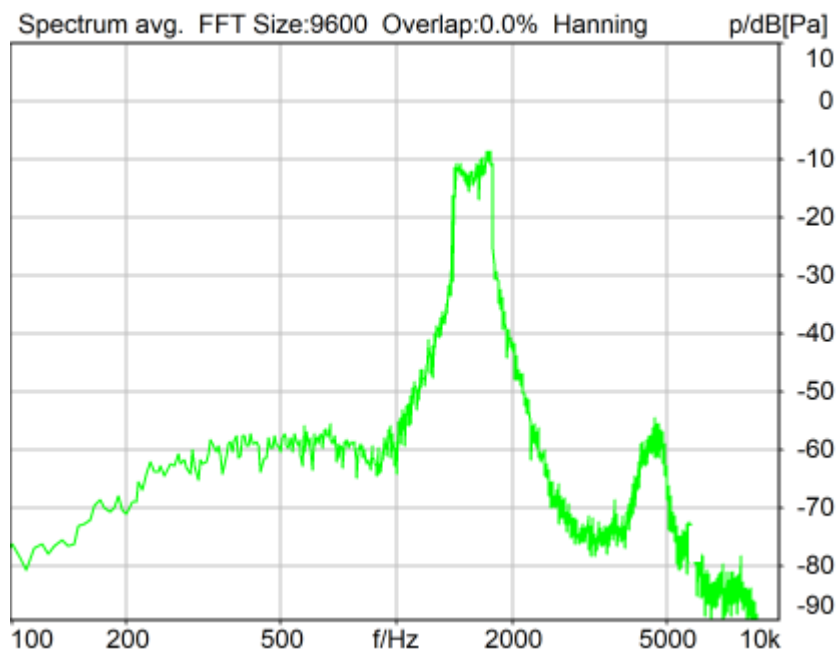
Ok

2024/5/15 9:39 ACQUA 6.0.200

Unmodified HEAD acoustics Measurement Descriptor

5.2 RCV Distortion and Noise - 1600 Hz WB, Index: 1

TIA-5050 (2018-01) \ Measurements \ Wideband \ 5.2 Receive Distortion and Noise 8N



Distortion (Noise) RCV (packed): 24.20 dB (6.17%) Ok

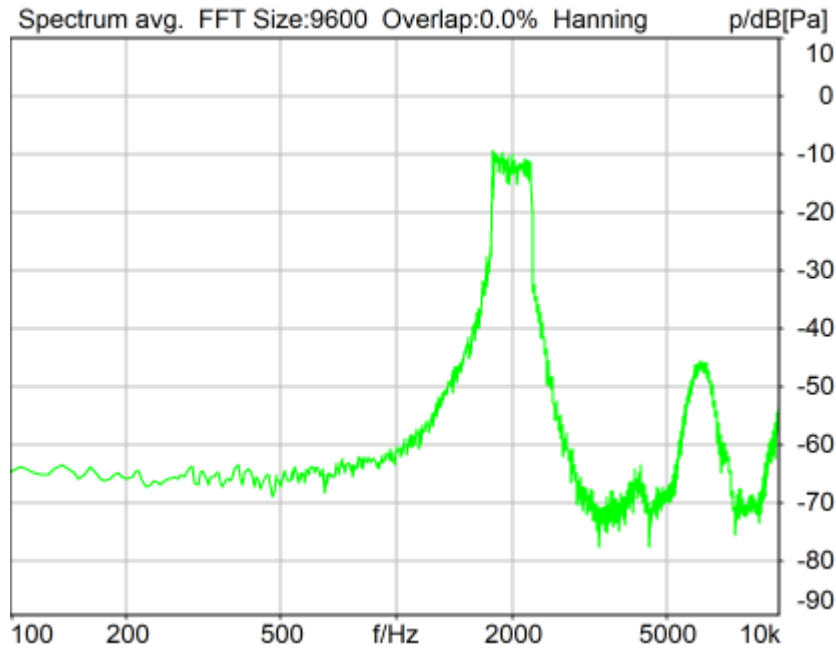
Ok

2024/5/15 9:39 ACQUA 6.0.200

Unmodified HEAD acoustics Measurement Descriptor

5.2 RCV Distortion and Noise - 2000 Hz WB, Index: 1

TIA-5050 (2018-01) \ Measurements \ Wideband \ 5.2 Receive Distortion and Noise 8N



Distortion (Noise) RCV (packed): 22.78 dB (7.26%) Ok

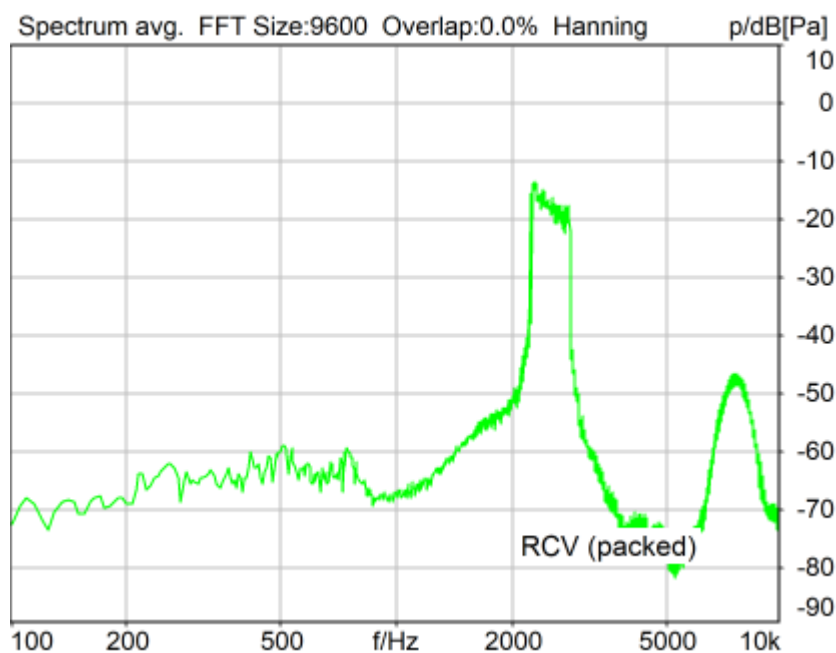
Ok

2024/5/15 9:40 ACQUA 6.0.200

Unmodified HEAD acoustics Measurement Descriptor

5.2 RCV Distortion and Noise - 2500 Hz WB, Index: 8

TIA-5050 (2018-01) \ Measurements \ Wideband \ 5.2 Receive Distortion and Noise 8N



Distortion (Noise) RCV (packed): 25.58 dB (5.26%) Ok

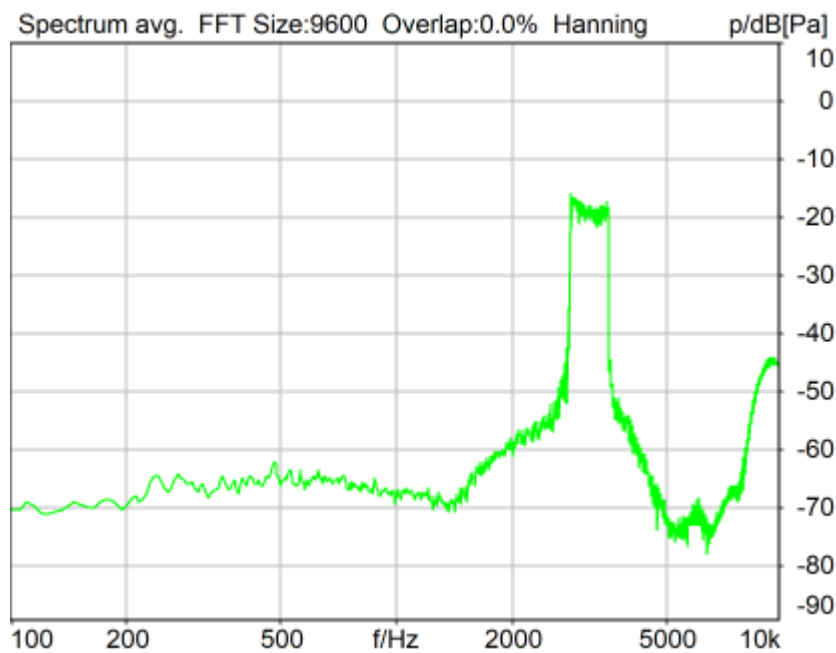
Ok

2024/5/16 11:32 ACQUA 6.0.200

Unmodified HEAD acoustics Measurement Descriptor

5.2 RCV Distortion and Noise - 3150 Hz WB, Index: 1

TIA-5050 (2018-01) \ Measurements \ Wideband \ 5.2 Receive Distortion and Noise 8N



Distortion (Noise) RCV (packed): 23.82 dB (6.44%) Ok

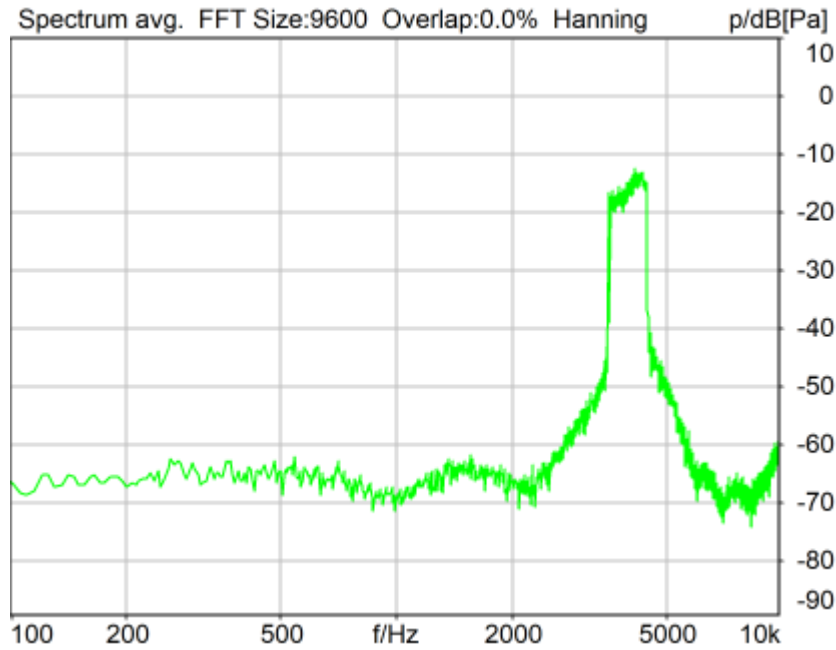
Ok

2024/5/15 9:42 ACQUA 6.0.200

Unmodified HEAD acoustics Measurement Descriptor

5.2 RCV Distortion and Noise - 4000 Hz WB, Index: 1

TIA-5050 (2018-01) \ Measurements \ Wideband \ 5.2 Receive Distortion and Noise 8N



Distortion (Noise) RCV (packed): 23.87 dB (6.40%) Ok

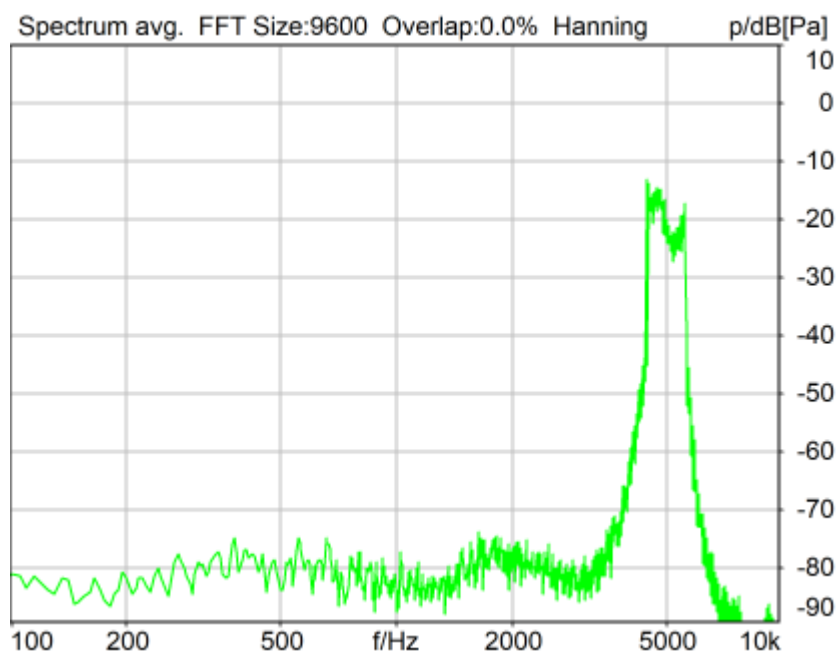
Ok

2024/5/15 9:42 ACQUA 6.0.200

Unmodified HEAD acoustics Measurement Descriptor

5.2 RCV Distortion and Noise - 5000 Hz WB, Index: 1

TIA-5050 (2018-01) \ Measurements \ Wideband \ 5.2 Receive Distortion and Noise 8N



Distortion (Noise) RCV (packed): 33.87 dB (2.02%) Ok

Ok

2024/5/15 9:43 ACQUA 6.0.200

Unmodified HEAD acoustics Measurement Descriptor

Report - Receive Distortion and Noise (Conversational Gain), Index: 2

TIA-5050 (2018-01) \ Measurements \ Wideband \ 5.2 Receive Distortion and Noise 8N

Region	Frequency	SDNR
1	250Hz	31.41 dB
2	315Hz	32.19 dB
3	400Hz	32.38 dB
4	500Hz	30.37 dB
5	630Hz	31.56 dB
6	800Hz	33.36 dB
7	1000Hz	31.77 dB
8	1250Hz	22.69 dB
9	1600Hz	24.20 dB
10	2000Hz	22.78 dB
11	3150Hz	23.82 dB
12	4000Hz	23.87 dB
13	5000Hz	33.87 dB
14	2500Hz	25.58 dB

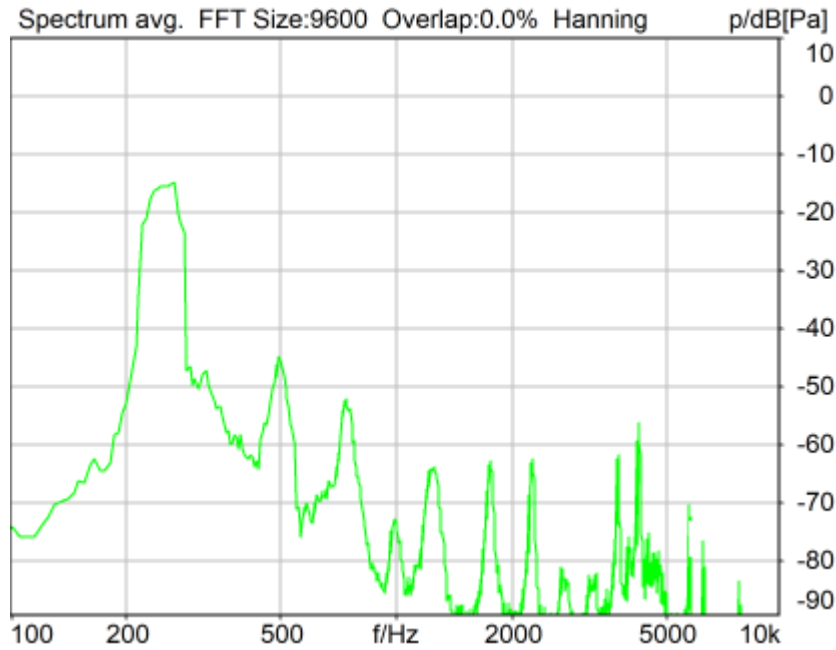
All SDNRs were greater than 20.0 dB, requirement was met.

Smallest SDNR was 22.69dB at 1250Hz.

2024/5/16 11:32 ACQUA

5.2 RCV Distortion and Noise - 250 Hz WB, Index: 1

TIA-5050 (2018-01) \ Measurements \ Wideband \ 5.2 Receive Distortion and Noise 2N



Distortion (Noise) RCV (packed): 30.80 dB (2.89%) Ok

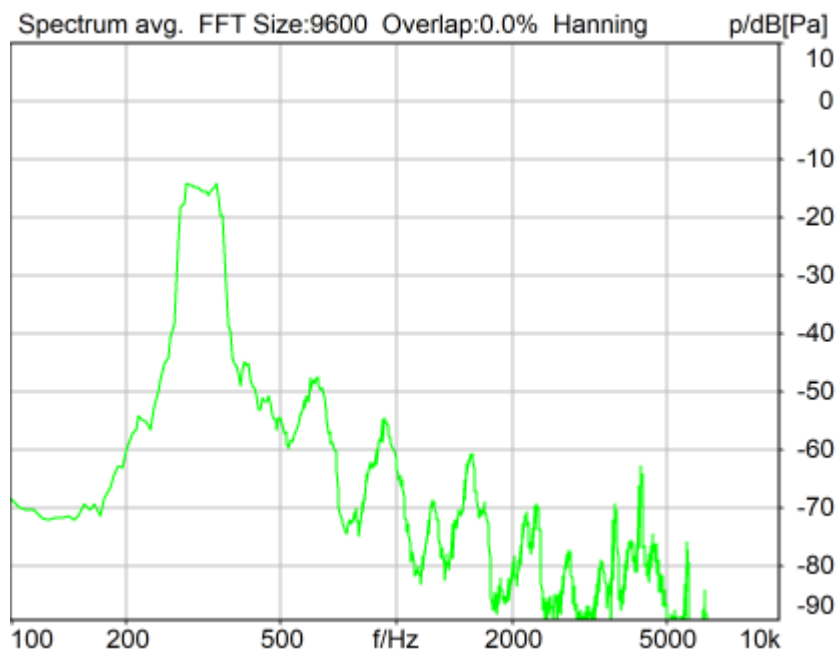
Ok

2024/5/14 16:21 ACQUA 6.0.200

Unmodified HEAD acoustics Measurement Descriptor

5.2 RCV Distortion and Noise - 315 Hz WB, Index: 1

TIA-5050 (2018-01) \ Measurements \ Wideband \ 5.2 Receive Distortion and Noise 2N



Distortion (Noise) RCV (packed): 31.68 dB (2.61%) Ok

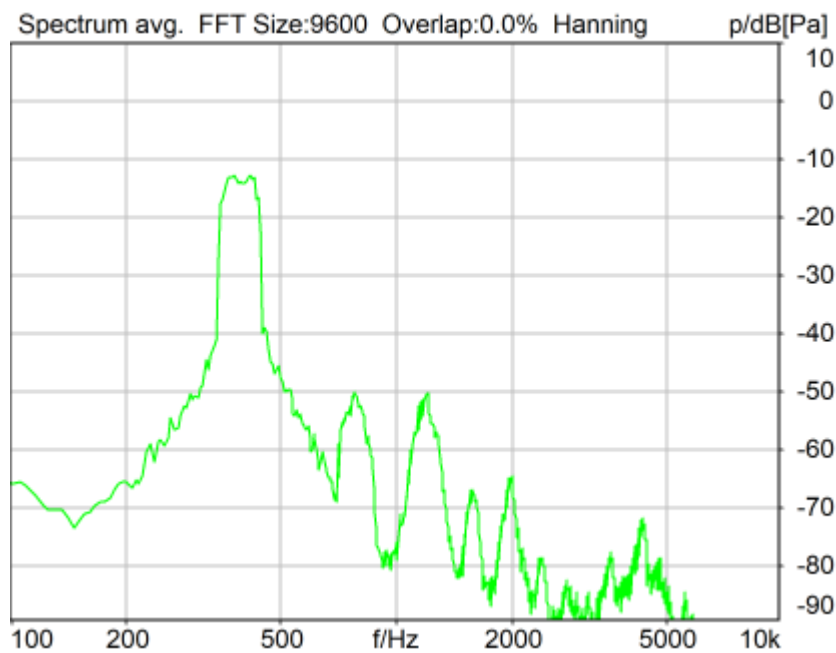
Ok

2024/5/14 16:22 ACQUA 6.0.200

Unmodified HEAD acoustics Measurement Descriptor

5.2 RCV Distortion and Noise - 400 Hz WB, Index: 1

TIA-5050 (2018-01) \ Measurements \ Wideband \ 5.2 Receive Distortion and Noise 2N



Distortion (Noise) RCV (packed): 32.61 dB (2.34%) Ok

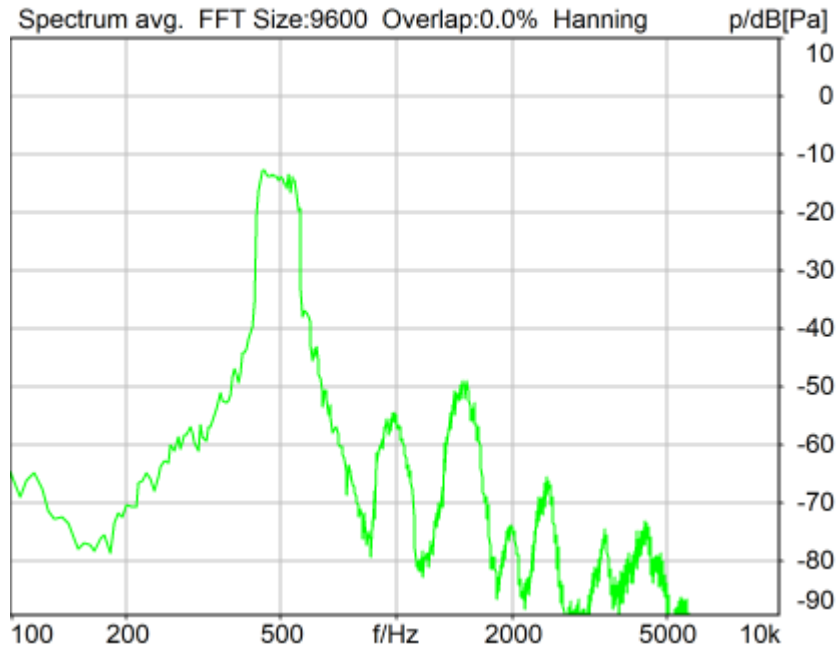
Ok

2024/5/14 16:22 ACQUA 6.0.200

Unmodified HEAD acoustics Measurement Descriptor

5.2 RCV Distortion and Noise - 500 Hz WB, Index: 1

TIA-5050 (2018-01) \ Measurements \ Wideband \ 5.2 Receive Distortion and Noise 2N



Distortion (Noise) RCV (packed): 30.93 dB (2.84%) Ok

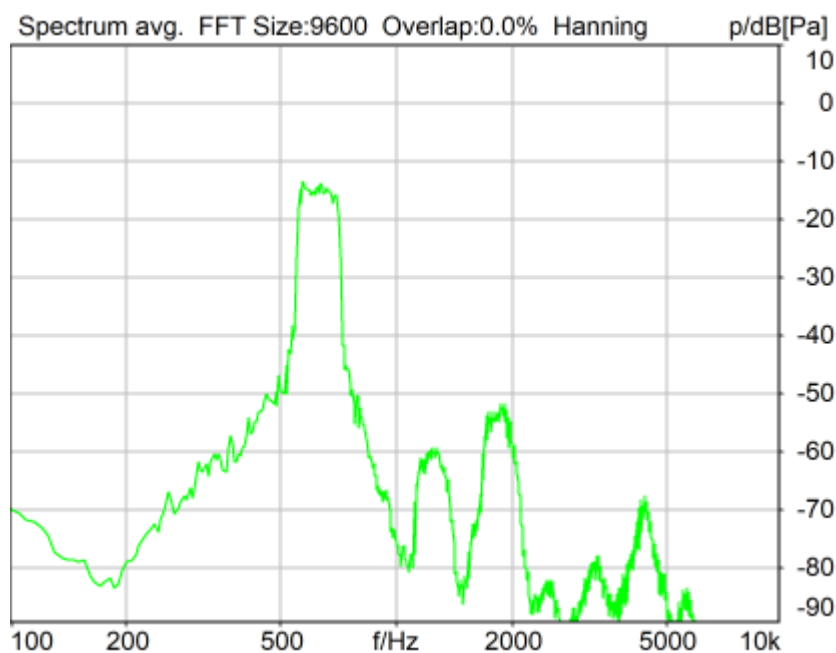
Ok

2024/5/14 16:23 ACQUA 6.0.200

Unmodified HEAD acoustics Measurement Descriptor

5.2 RCV Distortion and Noise - 630 Hz WB, Index: 1

TIA-5050 (2018-01) \ Measurements \ Wideband \ 5.2 Receive Distortion and Noise 2N



Distortion (Noise) RCV (packed): 32.31 dB (2.42%) Ok

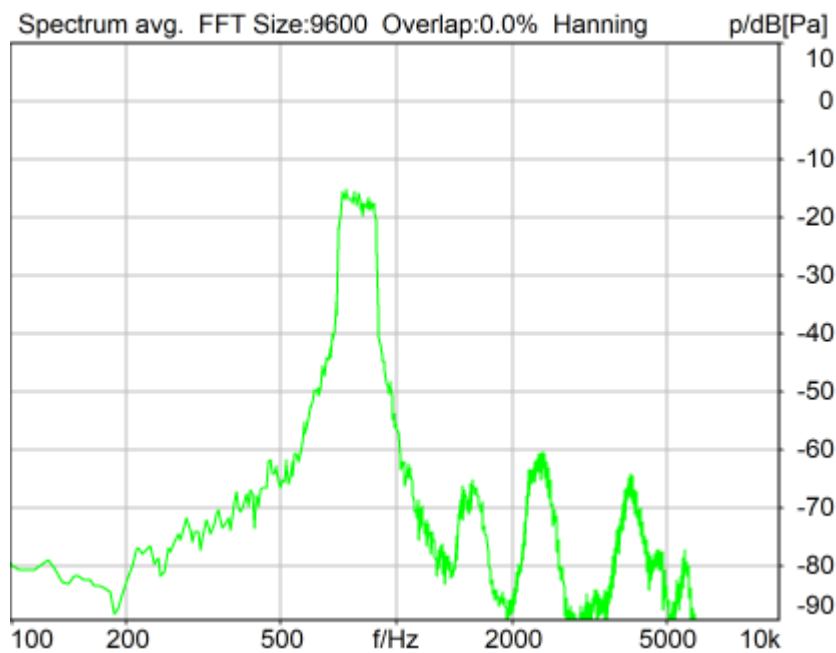
Ok

2024/5/14 16:23 ACQUA 6.0.200

Unmodified HEAD acoustics Measurement Descriptor

5.2 RCV Distortion and Noise - 800 Hz WB, Index: 1

TIA-5050 (2018-01) \ Measurements \ Wideband \ 5.2 Receive Distortion and Noise 2N



Distortion (Noise) RCV (packed): 31.99 dB (2.52%) Ok

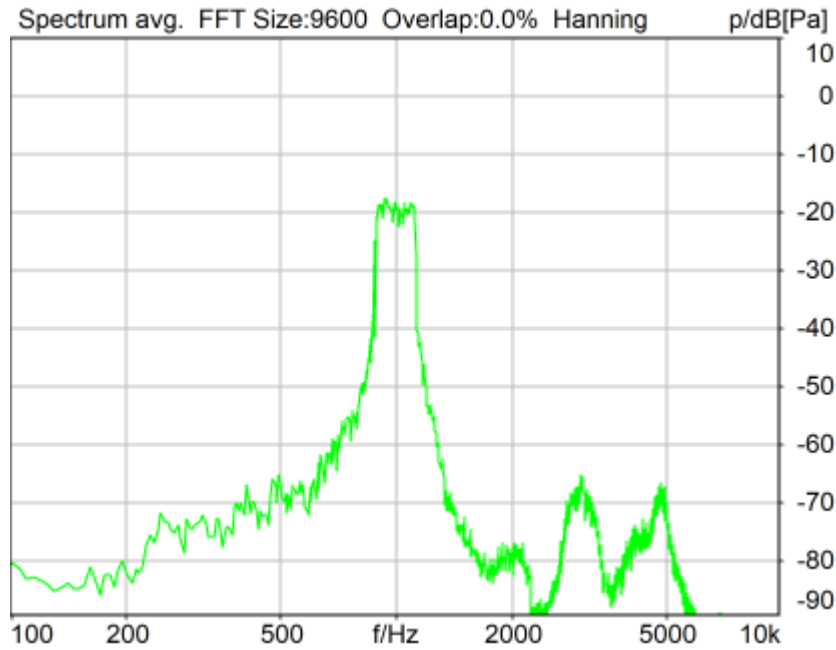
Ok

2024/5/14 16:23 ACQUA 6.0.200

Unmodified HEAD acoustics Measurement Descriptor

5.2 RCV Distortion and Noise - 1000 Hz WB, Index: 1

TIA-5050 (2018-01) \ Measurements \ Wideband \ 5.2 Receive Distortion and Noise 2N



Distortion (Noise) RCV (packed): 31.52 dB (2.66%) Ok

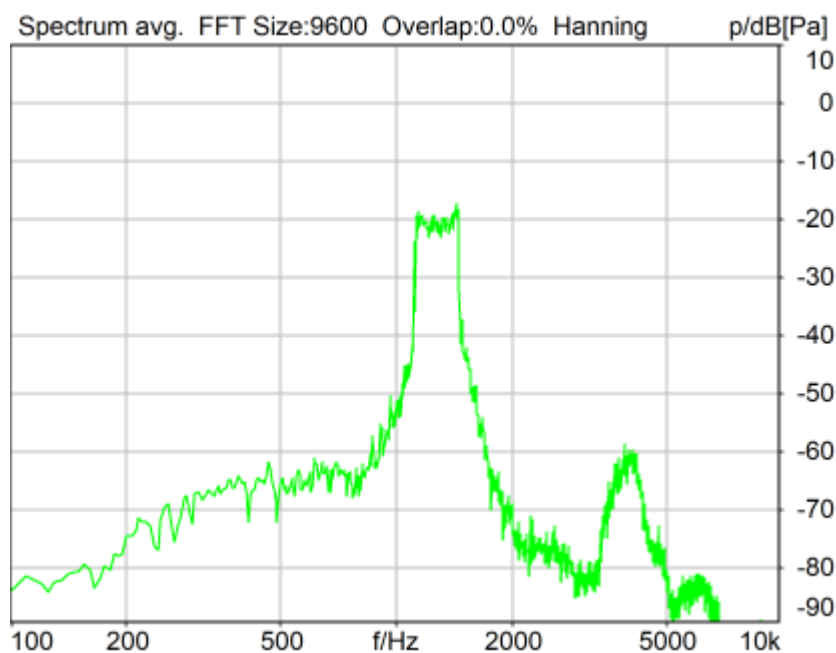
Ok

2024/5/14 16:24 ACQUA 6.0.200

Unmodified HEAD acoustics Measurement Descriptor

5.2 RCV Distortion and Noise - 1250 Hz WB, Index: 1

TIA-5050 (2018-01) \ Measurements \ Wideband \ 5.2 Receive Distortion and Noise 2N



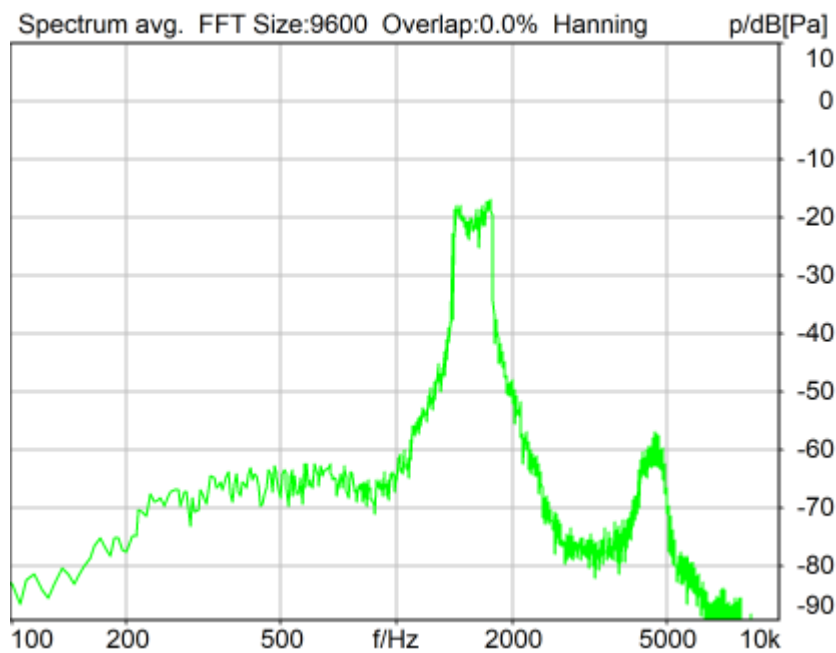
Distortion (Noise) RCV (packed): 23.23 dB (6.89%) Ok

Ok

2024/5/14 16:24 ACQUA 6.0.200
Unmodified HEAD acoustics Measurement Descriptor

5.2 RCV Distortion and Noise - 1600 Hz WB, Index: 1

TIA-5050 (2018-01) \ Measurements \ Wideband \ 5.2 Receive Distortion and Noise 2N



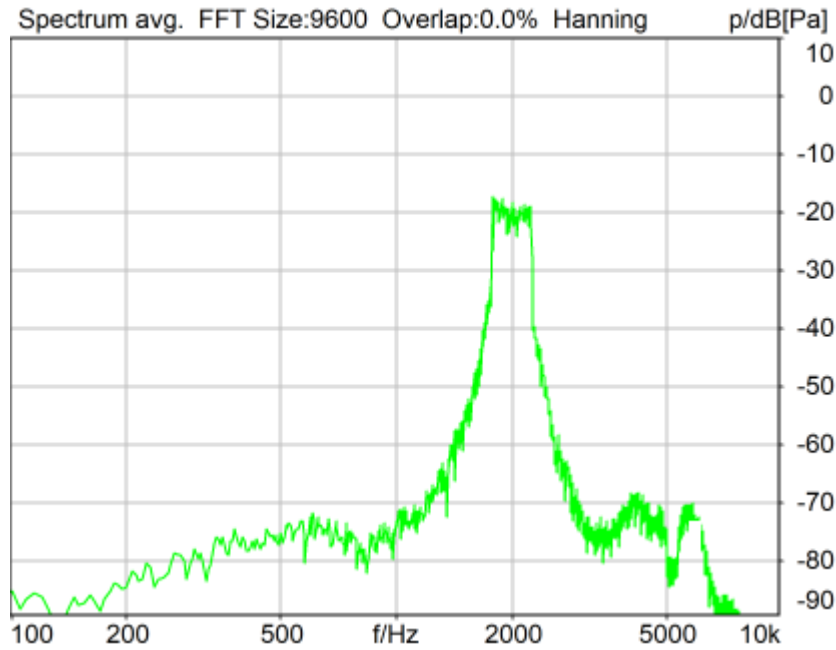
Distortion (Noise) RCV (packed): 24.25 dB (6.13%) Ok

Ok

2024/5/14 16:25 ACQUA 6.0.200
Unmodified HEAD acoustics Measurement Descriptor

5.2 RCV Distortion and Noise - 2000 Hz WB, Index: 1

TIA-5050 (2018-01) \ Measurements \ Wideband \ 5.2 Receive Distortion and Noise 2N



Distortion (Noise) RCV (packed): 22.74 dB (7.29%) Ok

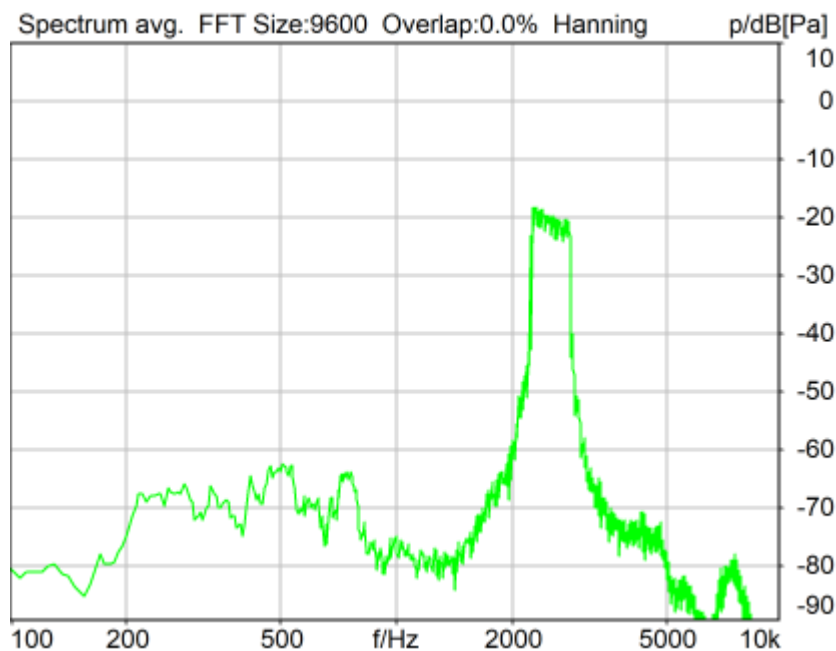
Ok

2024/5/14 16:25 ACQUA 6.0.200

Unmodified HEAD acoustics Measurement Descriptor

5.2 RCV Distortion and Noise - 2500 Hz WB, Index: 1

TIA-5050 (2018-01) \ Measurements \ Wideband \ 5.2 Receive Distortion and Noise 2N



Distortion (Noise) RCV (packed): 30.08 dB (3.13%) Ok

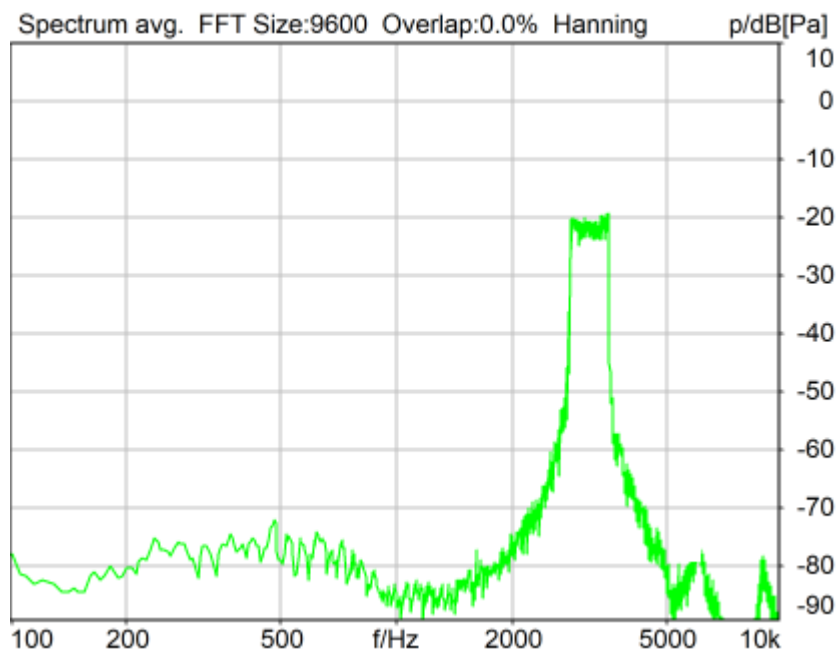
Ok

2024/5/14 16:25 ACQUA 6.0.200

Unmodified HEAD acoustics Measurement Descriptor

5.2 RCV Distortion and Noise - 3150 Hz WB, Index: 1

TIA-5050 (2018-01) \ Measurements \ Wideband \ 5.2 Receive Distortion and Noise 2N



Distortion (Noise) RCV (packed): 33.43 dB (2.13%) Ok

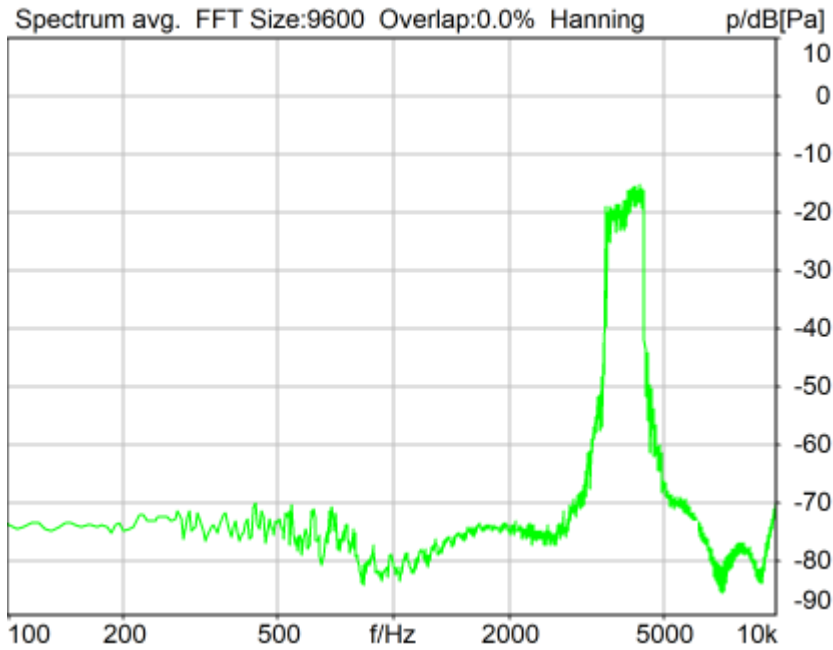
Ok

2024/5/14 16:26 ACQUA 6.0.200

Unmodified HEAD acoustics Measurement Descriptor

5.2 RCV Distortion and Noise - 4000 Hz WB, Index: 1

TIA-5050 (2018-01) \ Measurements \ Wideband \ 5.2 Receive Distortion and Noise 2N



Distortion (Noise) RCV (packed): 33.64 dB (2.08%) Ok

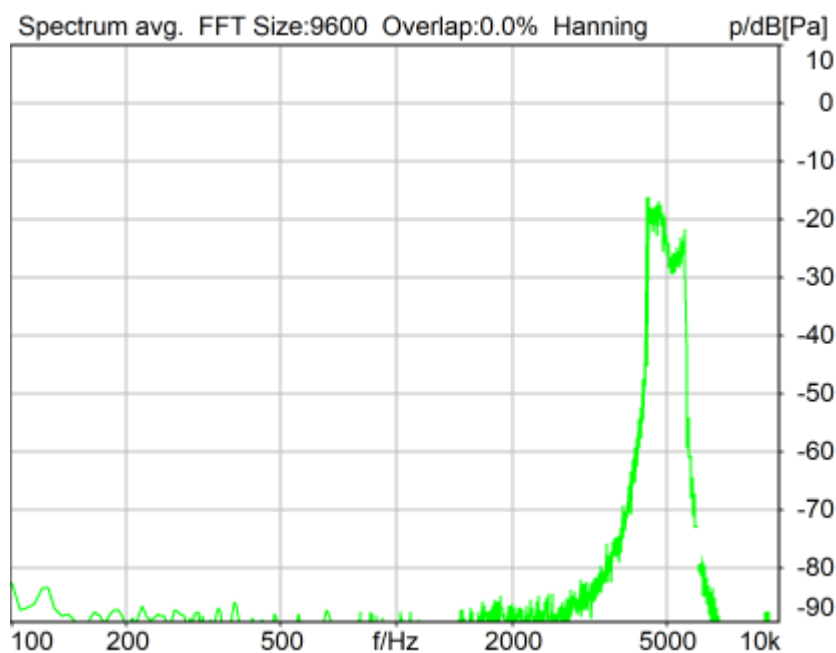
Ok

2024/5/14 16:26 ACQUA 6.0.200

Unmodified HEAD acoustics Measurement Descriptor

5.2 RCV Distortion and Noise - 5000 Hz WB, Index: 1

TIA-5050 (2018-01) \ Measurements \ Wideband \ 5.2 Receive Distortion and Noise 2N



Distortion (Noise) RCV (packed): 35.63 dB (1.65%) Ok

Ok

2024/5/14 16:26 ACQUA 6.0.200

Unmodified HEAD acoustics Measurement Descriptor

Report - Receive Distortion and Noise (Conversational Gain), Index:

1

TIA-5050 (2018-01) \ Measurements \ Wideband \ 5.2 Receive Distortion and Noise 2N

Region	Frequency	SDNR
1	250Hz	30.80 dB
2	315Hz	31.68 dB
3	400Hz	32.61 dB
4	500Hz	30.93 dB
5	630Hz	32.31 dB
6	800Hz	31.99 dB
7	1000Hz	31.52 dB
8	1250Hz	23.23 dB
9	1600Hz	24.25 dB
10	2000Hz	22.74 dB
11	2500Hz	30.08 dB
12	3150Hz	33.43 dB
13	4000Hz	33.64 dB
14	5000Hz	35.63 dB

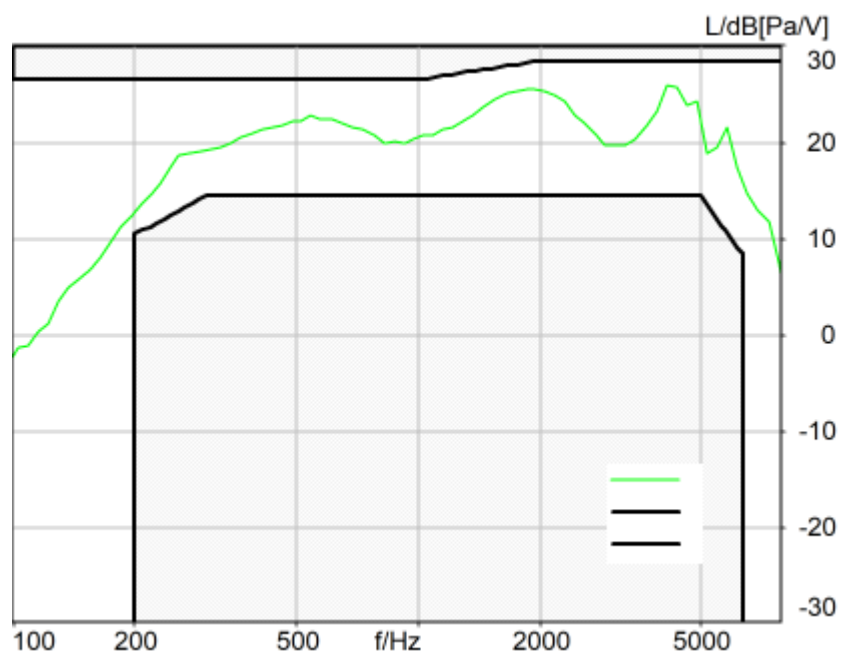
All SDNRs were greater than 20.0 dB, requirement was met.

Smallest SDNR was 22.74dB at 2000Hz.

2024/5/14 16:27 ACQUA

5.3 Frequency Response 8N FF, Index: 1

TIA-5050 (2018-01) \ Measurements \ Wideband



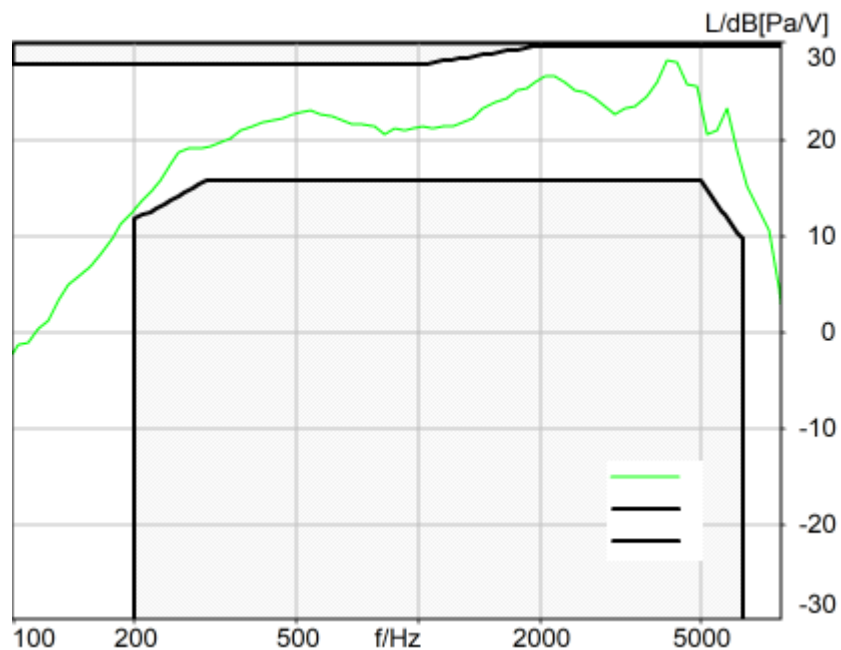
Absolute minimal distance
2.65 dB at 4119.5 Hz Ok

Ok

2024/5/15 9:50 ACQUA 6.0.200
Unmodified HEAD acoustics Measurement Descriptor

5.3 Frequency Response 8N DF, Index: 1

TIA-5050 (2018-01) \ Measurements \ Wideband



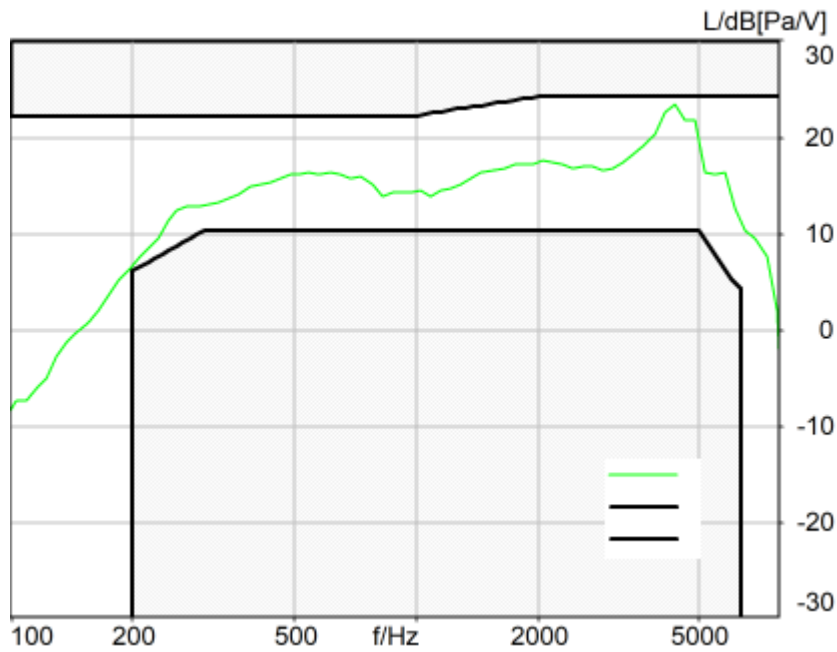
Absolute minimal distance
1.41 dB at 205.7 Hz Ok

Ok

2024/5/15 9:50 ACQUA 6.0.200
Unmodified HEAD acoustics Measurement Descriptor

5.3 Frequency Response 2N FF, Index: 1

TIA-5050 (2018-01) \ Measurements \ Wideband



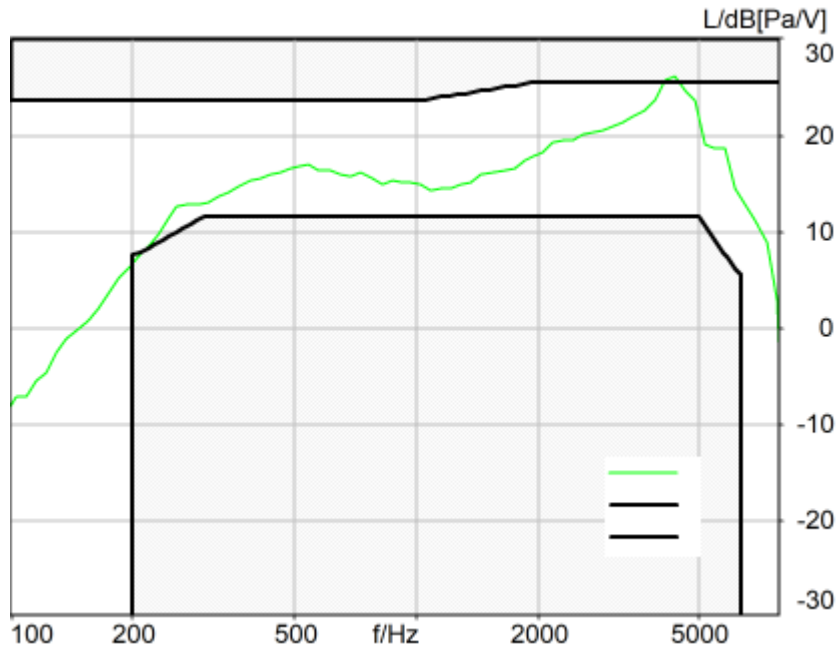
Absolute minimal distance
0.82 dB at 205.7 Hz Ok

Ok

2024/5/14 16:27 ACQUA 6.0.200
Unmodified HEAD acoustics Measurement Descriptor

5.3 Frequency Response 2N DF, Index: 2

TIA-5050 (2018-01) \ Measurements \ Wideband



Absolute minimal distance
-0.48 dB at 205.7 Hz Not Ok

Not Ok

2024/5/15 9:29 ACQUA 6.0.200
Unmodified HEAD acoustics Measurement Descriptor

Measurement Protocol

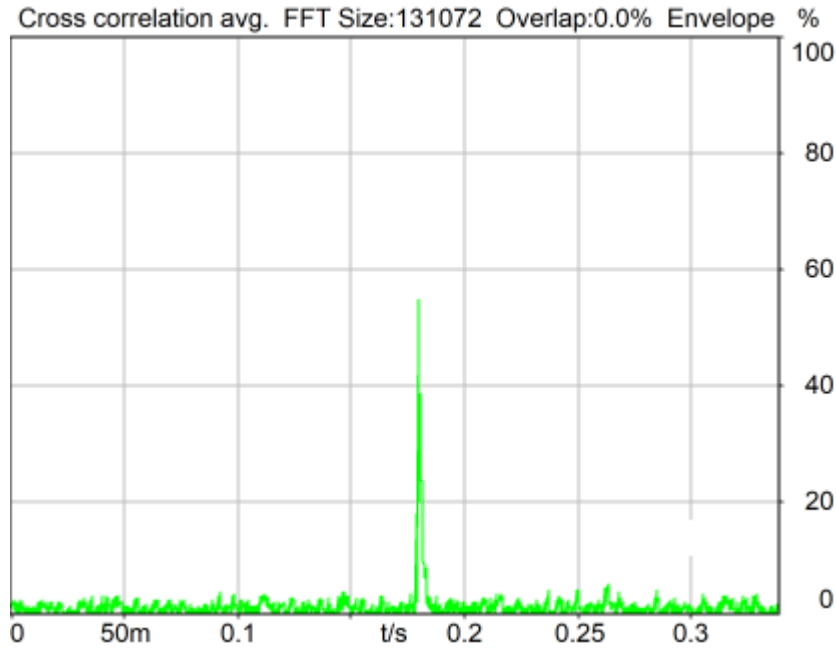
Measurement Object	FR1 n41_100_DFT-s-OFDM_EVS NB 24.4kbps_CH518598
Project	HMD_TA_1600#Tomcat

Project	TIA-5050 (2018-01)
Report Generation Date	2024/5/22 13:05
Responsible Person	audio

Overall Receive Delay NB, Index: 1	3
5.1a Receive Volume Control Performance 8N NB, Index: 1	3
5.1b Receive Volume Control Performance 2N NB, Index: 1	4
5.2 RCV Distortion and Noise - 400 Hz NB, Index: 1	5
5.2 RCV Distortion and Noise - 500 Hz NB, Index: 1	6
5.2 RCV Distortion and Noise - 630 Hz NB, Index: 1	7
5.2 RCV Distortion and Noise - 800 Hz NB, Index: 1	7
5.2 RCV Distortion and Noise - 1000 Hz NB, Index: 1	8
5.2 RCV Distortion and Noise - 1250 Hz NB, Index: 1	9
5.2 RCV Distortion and Noise - 1600 Hz NB, Index: 1	9
5.2 RCV Distortion and Noise - 2000 Hz NB, Index: 1	10
5.2 RCV Distortion and Noise - 2500 Hz NB, Index: 1	11
5.2 RCV Distortion and Noise - 3150 Hz NB, Index: 1	11
Report - Receive Distortion and Noise (Conversational Gain), Index: 1	12
5.2 RCV Distortion and Noise - 400 Hz NB, Index: 1	13
5.2 RCV Distortion and Noise - 500 Hz NB, Index: 1	13
5.2 RCV Distortion and Noise - 630 Hz NB, Index: 1	14
5.2 RCV Distortion and Noise - 800 Hz NB, Index: 1	15
5.2 RCV Distortion and Noise - 1000 Hz NB, Index: 1	15
5.2 RCV Distortion and Noise - 1250 Hz NB, Index: 1	16
5.2 RCV Distortion and Noise - 1600 Hz NB, Index: 1	17
5.2 RCV Distortion and Noise - 2000 Hz NB, Index: 1	17
5.2 RCV Distortion and Noise - 2500 Hz NB, Index: 1	18
5.2 RCV Distortion and Noise - 3150 Hz NB, Index: 1	19
Report - Receive Distortion and Noise (Conversational Gain), Index: 1	19
5.3 Frequency Response 8N FF HANB, Index: 1	20
5.3 Frequency Response 8N DF HANB, Index: 1	21
5.3 Frequency Response 2N FF HANB, Index: 1	21
5.3 Frequency Response 2N DF HANB, Index: 1	22

Overall Receive Delay NB, Index: 1

TIA-5050 (2018-01) \ Measurements \ Narrowband \ Preparation - Delay measurement



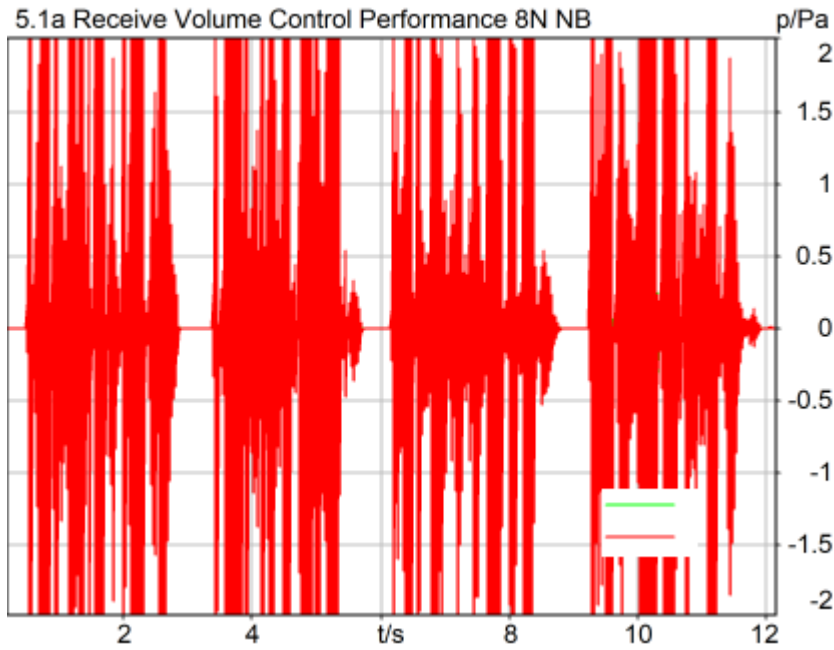
Channel	Delay
RCV*Source	180.1 ms

2024/4/23 14:31 ACQUA 6.0.200

Unmodified HEAD acoustics Measurement Descriptor

5.1a Receive Volume Control Performance 8N NB, Index: 1

TIA-5050 (2018-01) \ Measurements \ Narrowband



Correction

X - 70

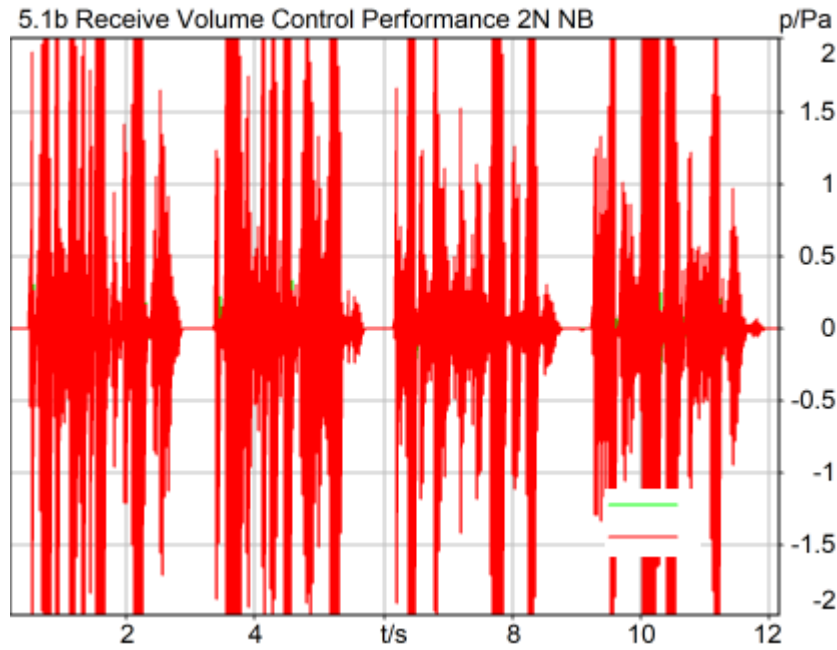
Channel	Speech level	Activity	Corrected speech level	
RCV	94.03 dB[SPL]	80.57%	24.03 dB[SPL]	Ok

Ok

2024/4/23 14:31 ACQUA 6.0.200

5.1b Receive Volume Control Performance 2N NB, Index: 1

TIA-5050 (2018-01) \ Measurements \ Narrowband



Correction

X - 70

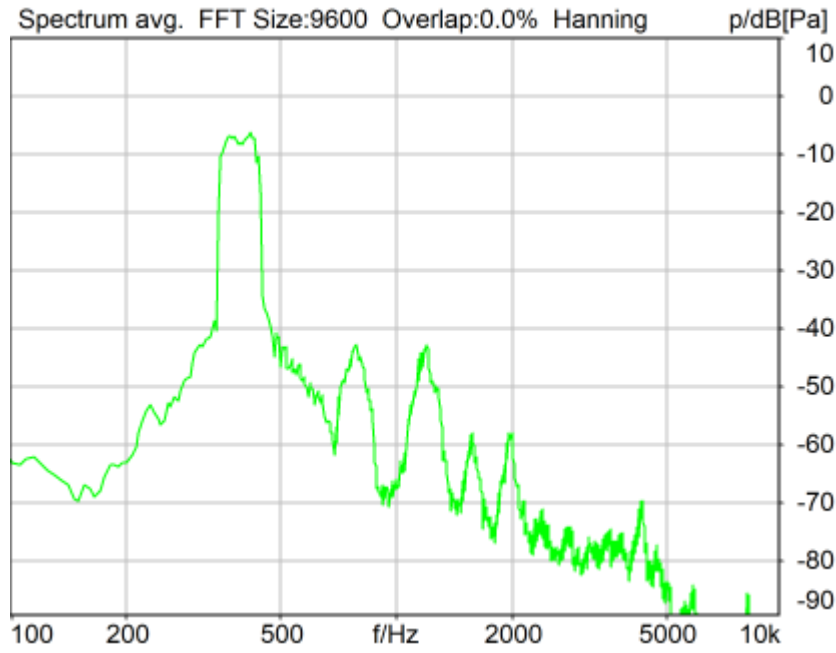
Channel	Speech level	Activity	Corrected speech level	
RCV	88.40 dB[SPL]	80.24%	18.40 dB[SPL]	Ok

Ok

2024/4/23 14:40 ACQUA 6.0.200

5.2 RCV Distortion and Noise - 400 Hz NB, Index: 1

TIA-5050 (2018-01) \ Measurements \ Narrowband \ 5.2 Receive Distortion and Noise 8N



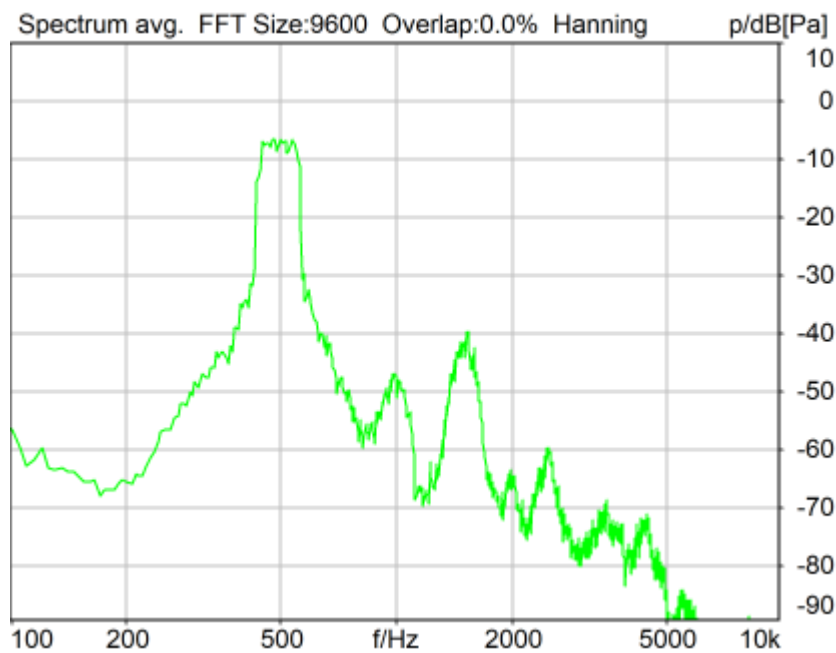
Distortion (Noise) RCV (packed): 32.08 dB (2.49%) Ok

Ok

2024/4/23 14:33 ACQUA 6.0.200
Unmodified HEAD acoustics Measurement Descriptor

5.2 RCV Distortion and Noise - 500 Hz NB, Index: 1

TIA-5050 (2018-01) \ Measurements \ Narrowband \ 5.2 Receive Distortion and Noise 8N



Distortion (Noise) RCV (packed): 29.14 dB (3.49%) Ok

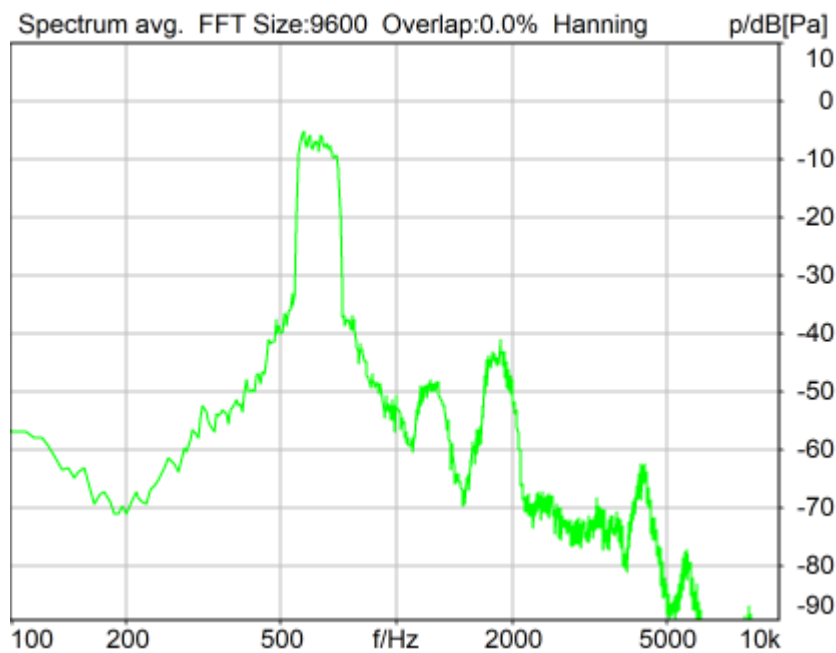
Ok

2024/4/23 14:34 ACQUA 6.0.200

Unmodified HEAD acoustics Measurement Descriptor

5.2 RCV Distortion and Noise - 630 Hz NB, Index: 1

TIA-5050 (2018-01) \ Measurements \ Narrowband \ 5.2 Receive Distortion and Noise 8N



Distortion (Noise) RCV (packed): 30.18 dB (3.10%) Ok

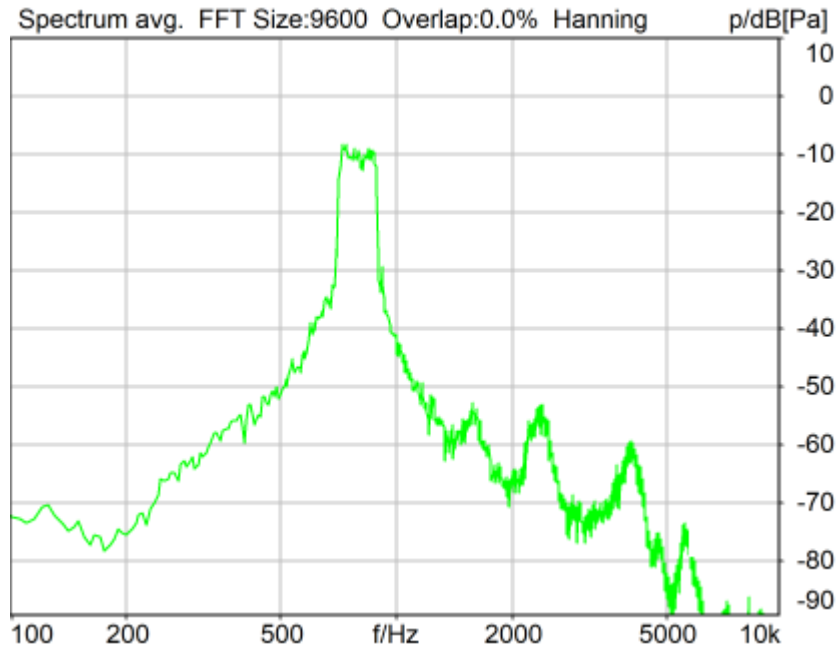
Ok

2024/4/23 14:34 ACQUA 6.0.200

Unmodified HEAD acoustics Measurement Descriptor

5.2 RCV Distortion and Noise - 800 Hz NB, Index: 1

TIA-5050 (2018-01) \ Measurements \ Narrowband \ 5.2 Receive Distortion and Noise 8N



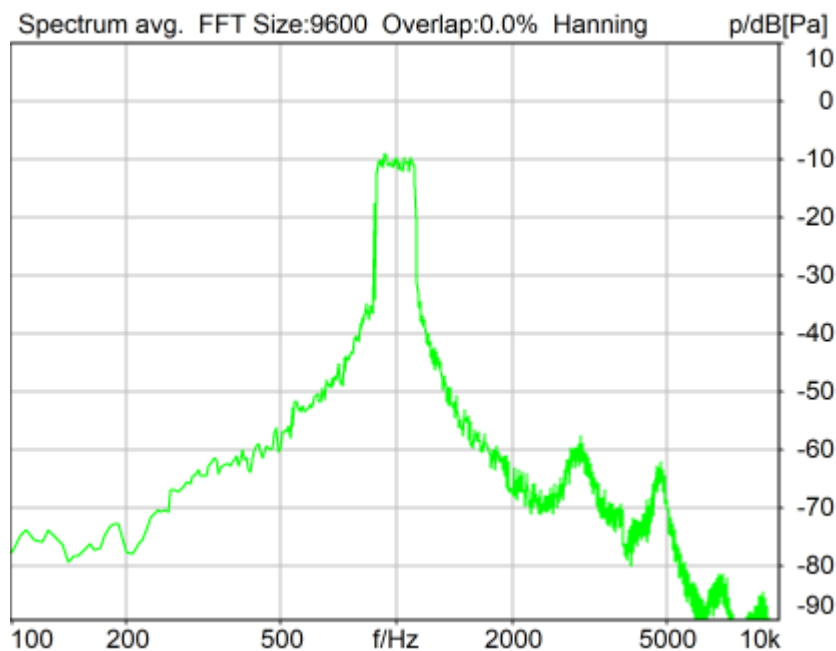
Distortion (Noise) RCV (packed): 28.28 dB (3.86%) Ok

Ok

2024/4/23 14:34 ACQUA 6.0.200
Unmodified HEAD acoustics Measurement Descriptor

5.2 RCV Distortion and Noise - 1000 Hz NB, Index: 1

TIA-5050 (2018-01) \ Measurements \ Narrowband \ 5.2 Receive Distortion and Noise 8N



Distortion (Noise) RCV (packed): 28.72 dB (3.67%) Ok

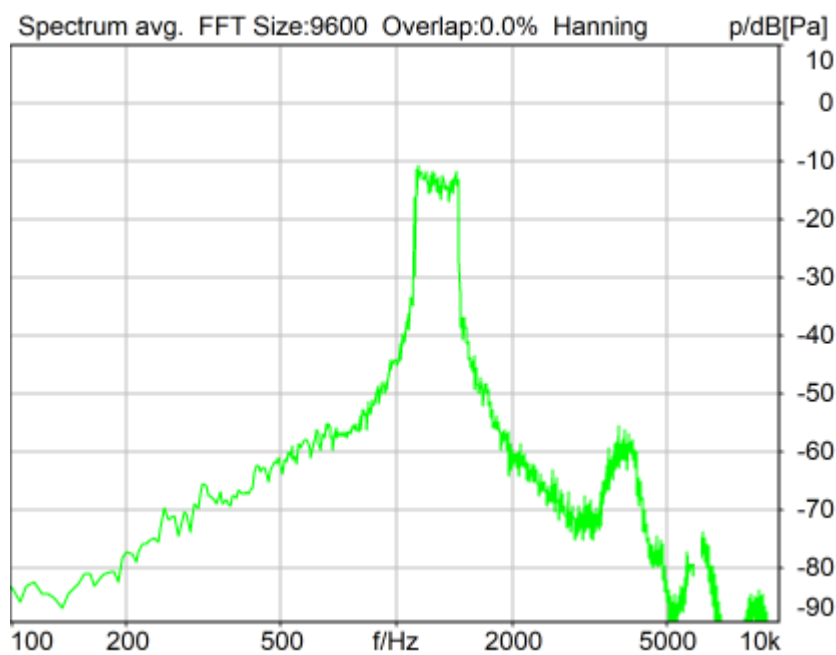
Ok

2024/4/23 14:35 ACQUA 6.0.200

Unmodified HEAD acoustics Measurement Descriptor

5.2 RCV Distortion and Noise - 1250 Hz NB, Index: 1

TIA-5050 (2018-01) \ Measurements \ Narrowband \ 5.2 Receive Distortion and Noise 8N



Distortion (Noise) RCV (packed): 25.51 dB (5.30%) Ok

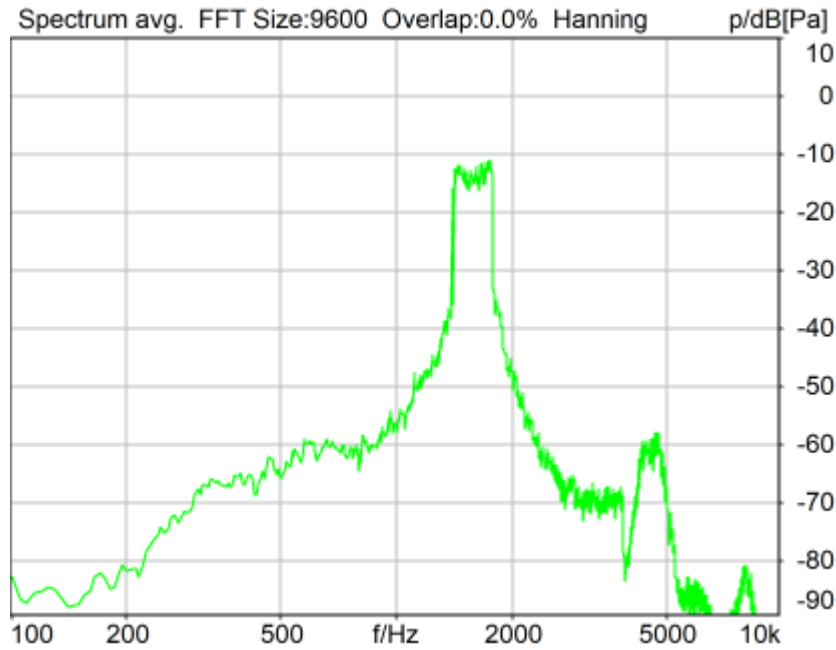
Ok

2024/4/23 14:36 ACQUA 6.0.200

Unmodified HEAD acoustics Measurement Descriptor

5.2 RCV Distortion and Noise - 1600 Hz NB, Index: 1

TIA-5050 (2018-01) \ Measurements \ Narrowband \ 5.2 Receive Distortion and Noise 8N



Distortion (Noise) RCV (packed): 26.93 dB (4.50%) Ok

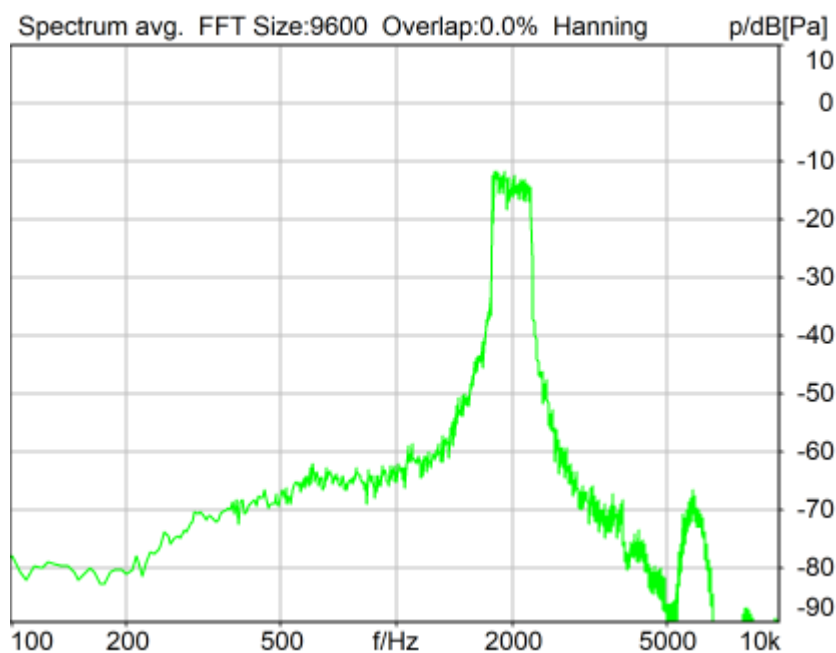
Ok

2024/4/23 14:36 ACQUA 6.0.200

Unmodified HEAD acoustics Measurement Descriptor

5.2 RCV Distortion and Noise - 2000 Hz NB, Index: 1

TIA-5050 (2018-01) \ Measurements \ Narrowband \ 5.2 Receive Distortion and Noise 8N



Distortion (Noise) RCV (packed): 28.36 dB (3.82%) Ok

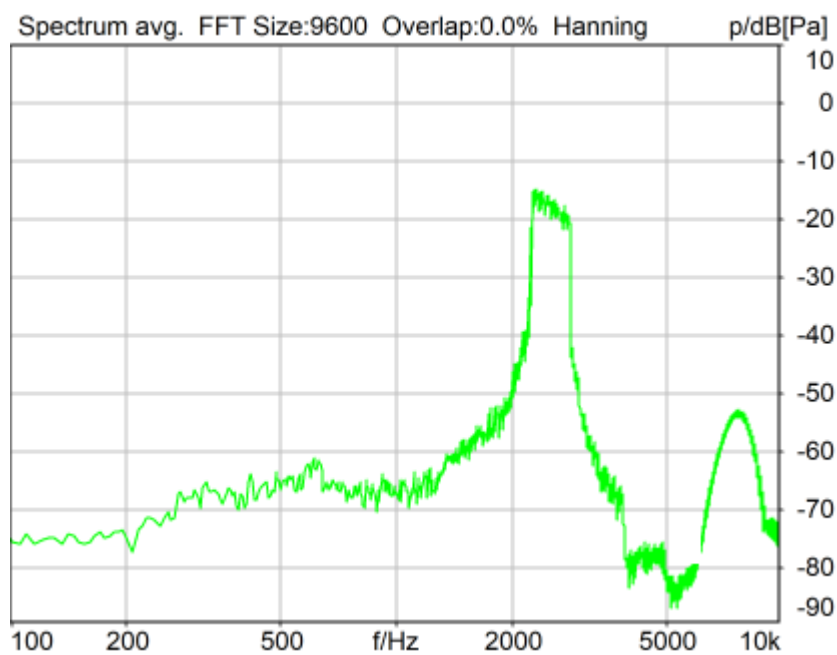
Ok

2024/4/23 14:37 ACQUA 6.0.200

Unmodified HEAD acoustics Measurement Descriptor

5.2 RCV Distortion and Noise - 2500 Hz NB, Index: 1

TIA-5050 (2018-01) \ Measurements \ Narrowband \ 5.2 Receive Distortion and Noise 8N



Distortion (Noise) RCV (packed): 25.65 dB (5.22%) Ok

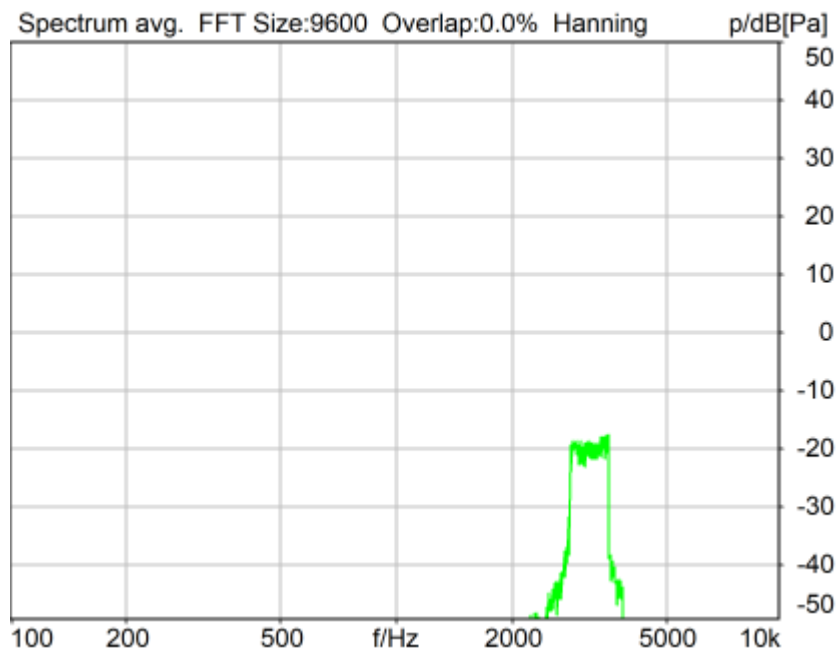
Ok

2024/4/23 14:37 ACQUA 6.0.200

Unmodified HEAD acoustics Measurement Descriptor

5.2 RCV Distortion and Noise - 3150 Hz NB, Index: 1

TIA-5050 (2018-01) \ Measurements \ Narrowband \ 5.2 Receive Distortion and Noise 8N



Distortion (Noise) RCV (packed): 21.72 dB (8.20%) Ok

Ok

2024/4/23 14:38 ACQUA 6.0.200

Unmodified HEAD acoustics Measurement Descriptor

Report - Receive Distortion and Noise (Conversational Gain), Index:

1

TIA-5050 (2018-01) \ Measurements \ Narrowband \ 5.2 Receive Distortion and Noise 8N

Region	Frequency	SDNR
1	400Hz	32.08 dB
2	500Hz	29.14 dB
3	630Hz	30.18 dB
4	800Hz	28.28 dB
5	1000Hz	28.72 dB
6	1250Hz	25.51 dB
7	1600Hz	26.93 dB
8	2000Hz	28.36 dB
9	2500Hz	25.65 dB
10	3150Hz	21.72 dB

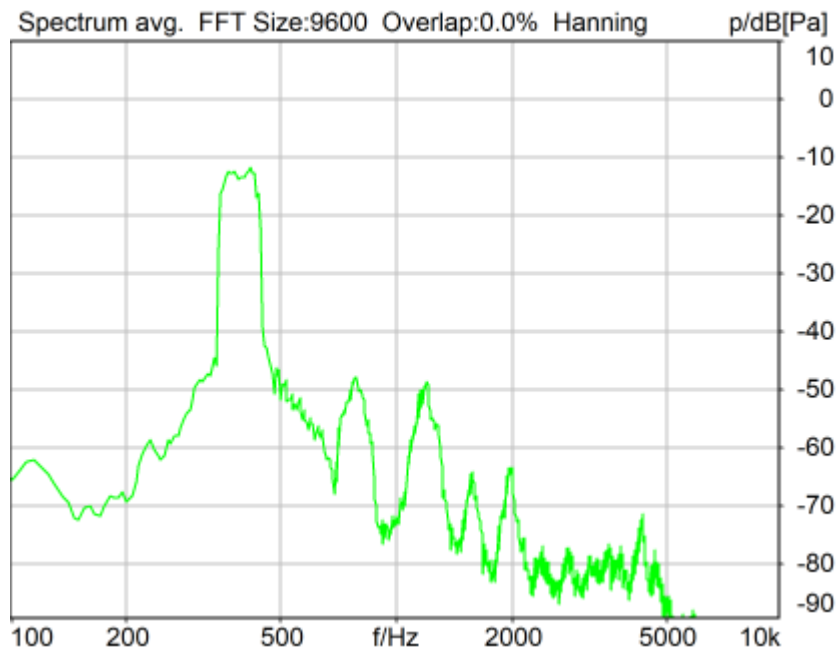
All SDNRs were greater than 20.0 dB, requirement was met.

Smallest SDNR was 21.72dB at 3150Hz.

2024/4/23 14:38 ACQUA

5.2 RCV Distortion and Noise - 400 Hz NB, Index: 1

TIA-5050 (2018-01) \ Measurements \ Narrowband \ 5.2 Receive Distortion and Noise 2N



Distortion (Noise) RCV (packed): 32.00 dB (2.51%) Ok

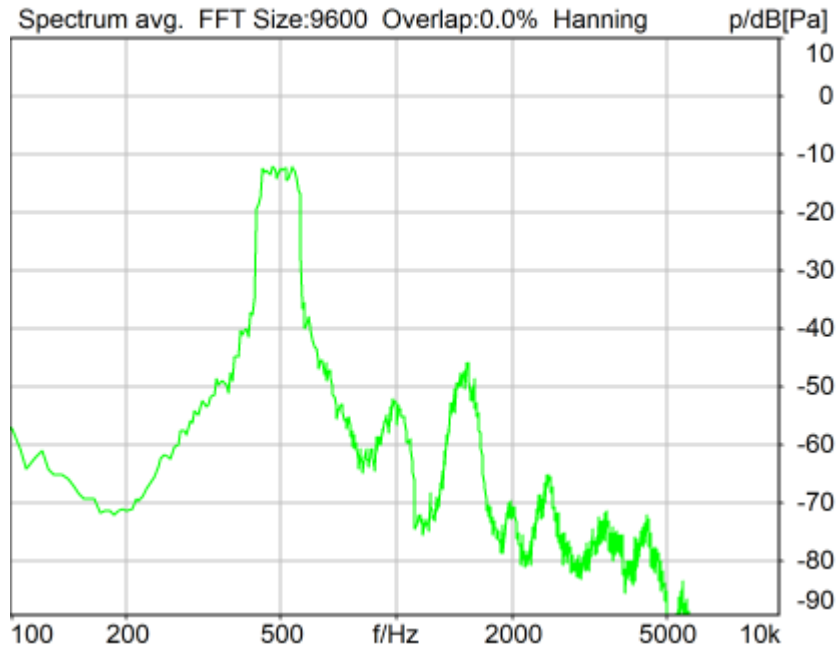
Ok

2024/4/23 14:41 ACQUA 6.0.200

Unmodified HEAD acoustics Measurement Descriptor

5.2 RCV Distortion and Noise - 500 Hz NB, Index: 1

TIA-5050 (2018-01) \ Measurements \ Narrowband \ 5.2 Receive Distortion and Noise 2N



Distortion (Noise) RCV (packed): 29.43 dB (3.38%) Ok

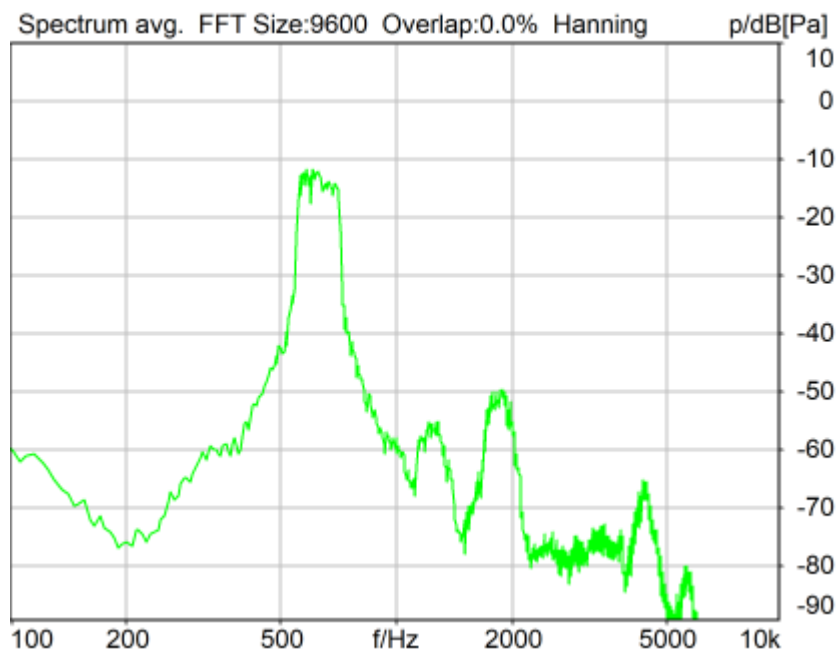
Ok

2024/4/23 14:41 ACQUA 6.0.200

Unmodified HEAD acoustics Measurement Descriptor

5.2 RCV Distortion and Noise - 630 Hz NB, Index: 1

TIA-5050 (2018-01) \ Measurements \ Narrowband \ 5.2 Receive Distortion and Noise 2N



Distortion (Noise) RCV (packed): 29.62 dB (3.31%) Ok

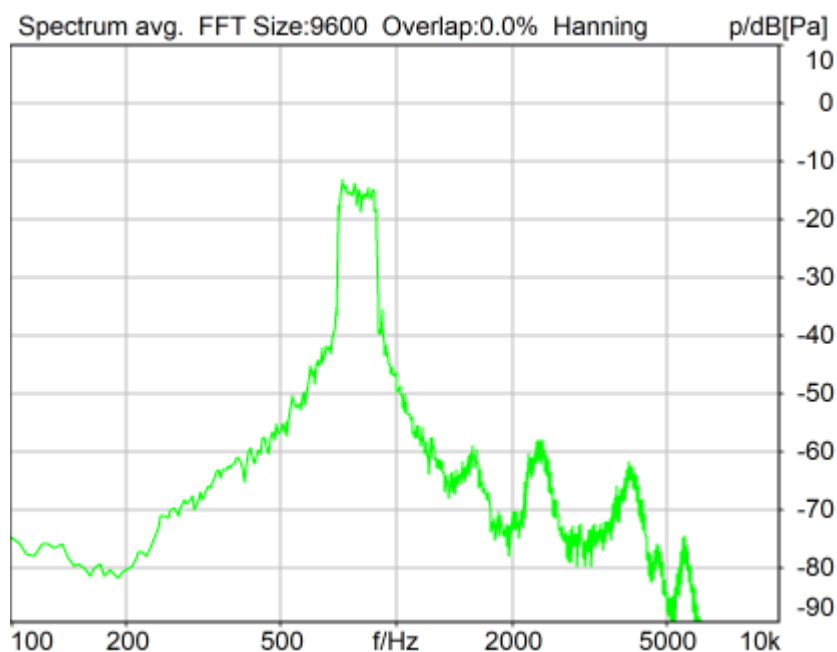
Ok

2024/4/23 14:42 ACQUA 6.0.200

Unmodified HEAD acoustics Measurement Descriptor

5.2 RCV Distortion and Noise - 800 Hz NB, Index: 1

TIA-5050 (2018-01) \ Measurements \ Narrowband \ 5.2 Receive Distortion and Noise 2N



Distortion (Noise) RCV (packed): 28.96 dB (3.56%) Ok

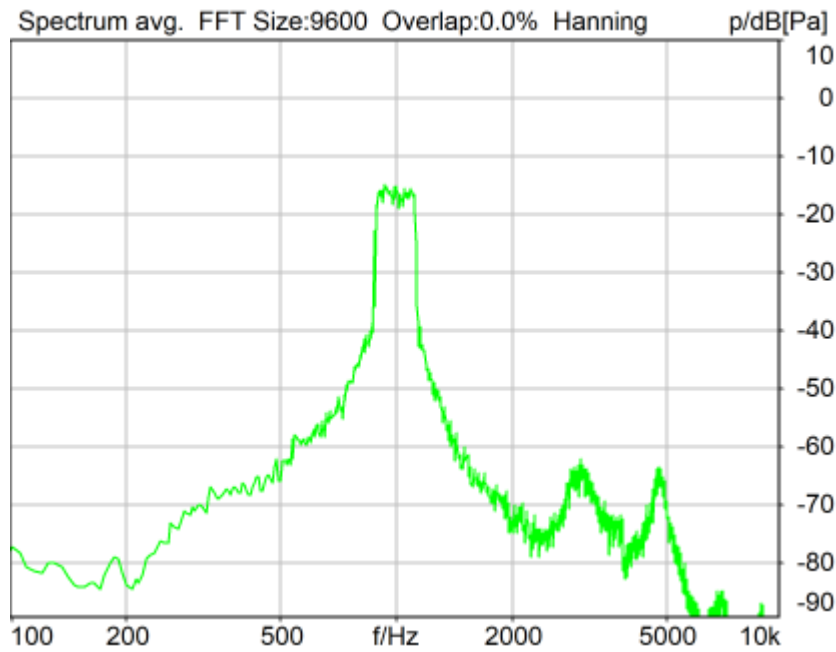
Ok

2024/4/23 14:42 ACQUA 6.0.200

Unmodified HEAD acoustics Measurement Descriptor

5.2 RCV Distortion and Noise - 1000 Hz NB, Index: 1

TIA-5050 (2018-01) \ Measurements \ Narrowband \ 5.2 Receive Distortion and Noise 2N



Distortion (Noise) RCV (packed): 28.56 dB (3.73%) Ok

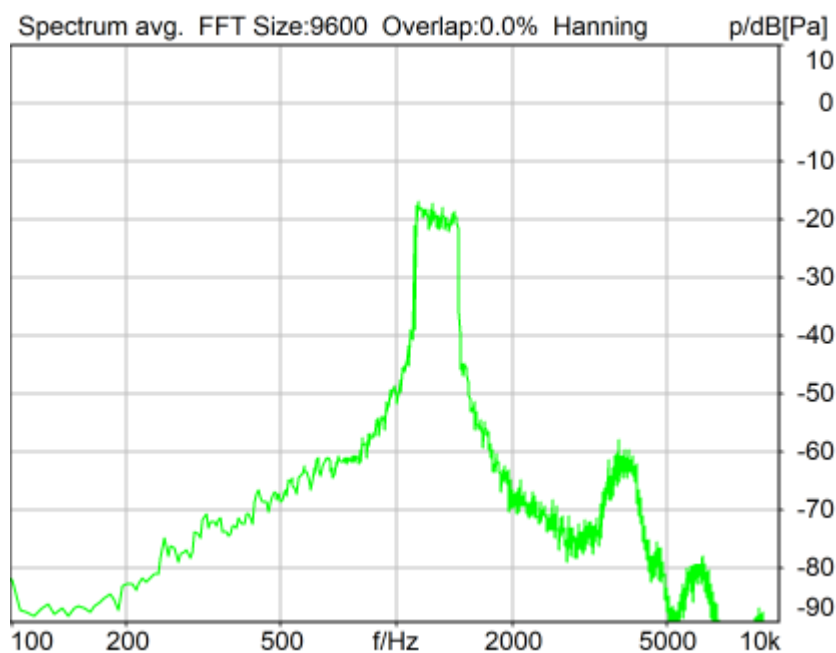
Ok

2024/4/23 14:43 ACQUA 6.0.200

Unmodified HEAD acoustics Measurement Descriptor

5.2 RCV Distortion and Noise - 1250 Hz NB, Index: 1

TIA-5050 (2018-01) \ Measurements \ Narrowband \ 5.2 Receive Distortion and Noise 2N



Distortion (Noise) RCV (packed): 26.25 dB (4.87%) Ok

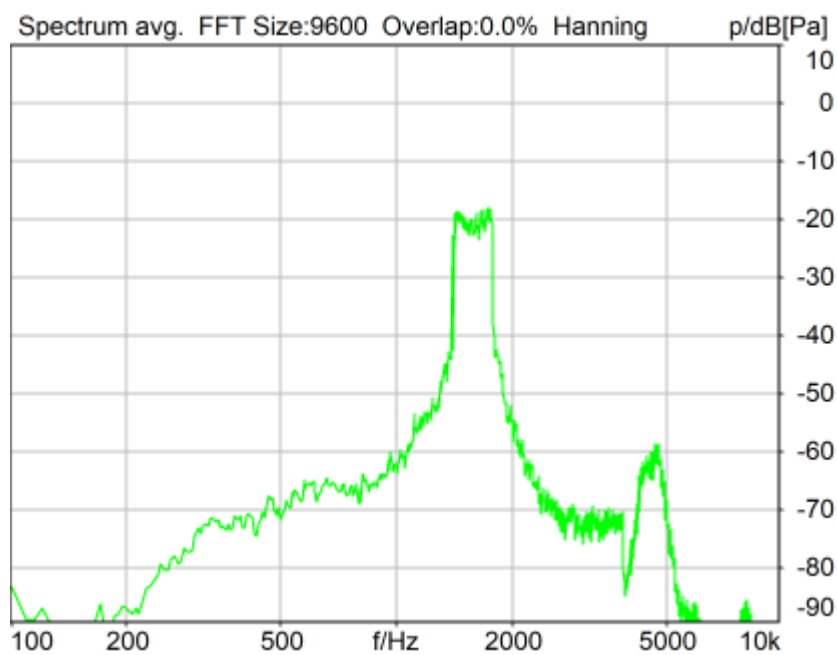
Ok

2024/4/23 14:43 ACQUA 6.0.200

Unmodified HEAD acoustics Measurement Descriptor

5.2 RCV Distortion and Noise - 1600 Hz NB, Index: 1

TIA-5050 (2018-01) \ Measurements \ Narrowband \ 5.2 Receive Distortion and Noise 2N



Distortion (Noise) RCV (packed): 26.51 dB (4.73%) Ok

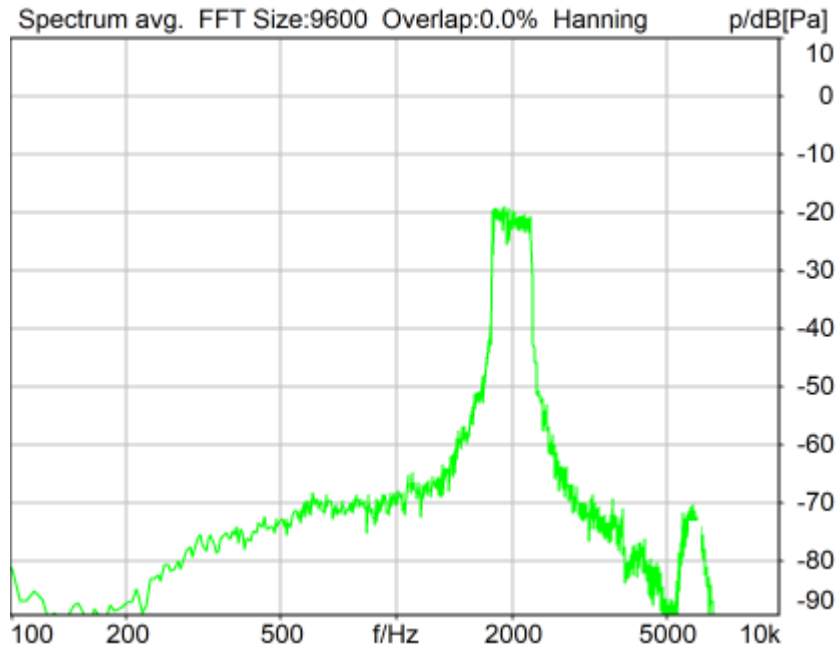
Ok

2024/4/23 14:44 ACQUA 6.0.200

Unmodified HEAD acoustics Measurement Descriptor

5.2 RCV Distortion and Noise - 2000 Hz NB, Index: 1

TIA-5050 (2018-01) \ Measurements \ Narrowband \ 5.2 Receive Distortion and Noise 2N



Distortion (Noise) RCV (packed): 27.80 dB (4.07%) Ok

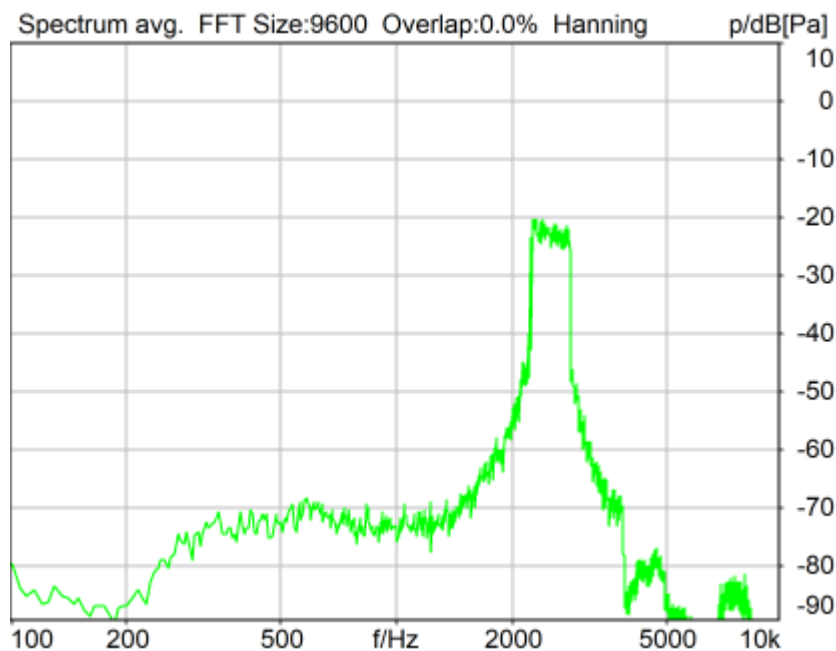
Ok

2024/4/23 14:45 ACQUA 6.0.200

Unmodified HEAD acoustics Measurement Descriptor

5.2 RCV Distortion and Noise - 2500 Hz NB, Index: 1

TIA-5050 (2018-01) \ Measurements \ Narrowband \ 5.2 Receive Distortion and Noise 2N



Distortion (Noise) RCV (packed): 27.12 dB (4.41%) Ok

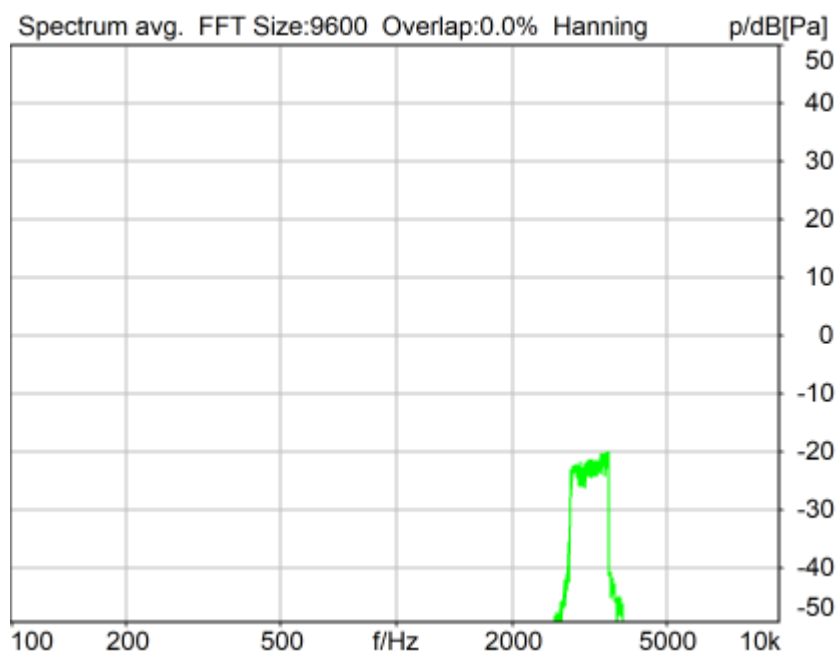
Ok

2024/4/23 14:45 ACQUA 6.0.200

Unmodified HEAD acoustics Measurement Descriptor

5.2 RCV Distortion and Noise - 3150 Hz NB, Index: 1

TIA-5050 (2018-01) \ Measurements \ Narrowband \ 5.2 Receive Distortion and Noise 2N



Distortion (Noise) RCV (packed): 22.79 dB (7.26%) Ok

Ok

2024/4/23 14:46 ACQUA 6.0.200

Unmodified HEAD acoustics Measurement Descriptor

Report - Receive Distortion and Noise (Conversational Gain), Index: 1

TIA-5050 (2018-01) \ Measurements \ Narrowband \ 5.2 Receive Distortion and Noise 2N

Region	Frequency	SDNR
1	400Hz	32.00 dB

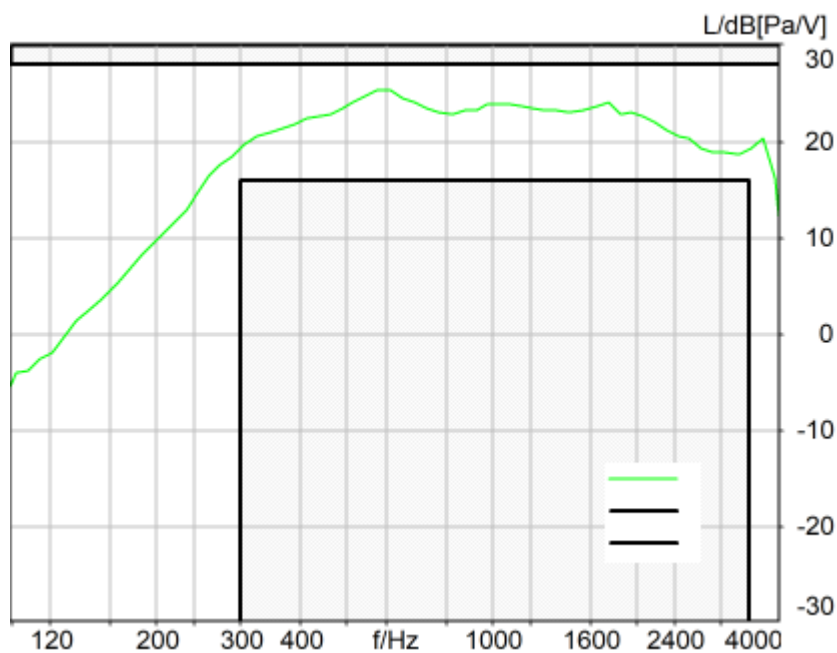
2	500Hz	29.43 dB
3	630Hz	29.62 dB
4	800Hz	28.96 dB
5	1000Hz	28.56 dB
6	1250Hz	26.25 dB
7	1600Hz	26.51 dB
8	2000Hz	27.80 dB
9	2500Hz	27.12 dB
10	3150Hz	22.79 dB

All SDNRs were greater than 20.0 dB, requirement was met.
Smallest SDNR was 22.79dB at 3150Hz.

2024/4/23 14:46 ACQUA

5.3 Frequency Response 8N FF HANB, Index: 1

TIA-5050 (2018-01) \ Measurements \ Narrowband



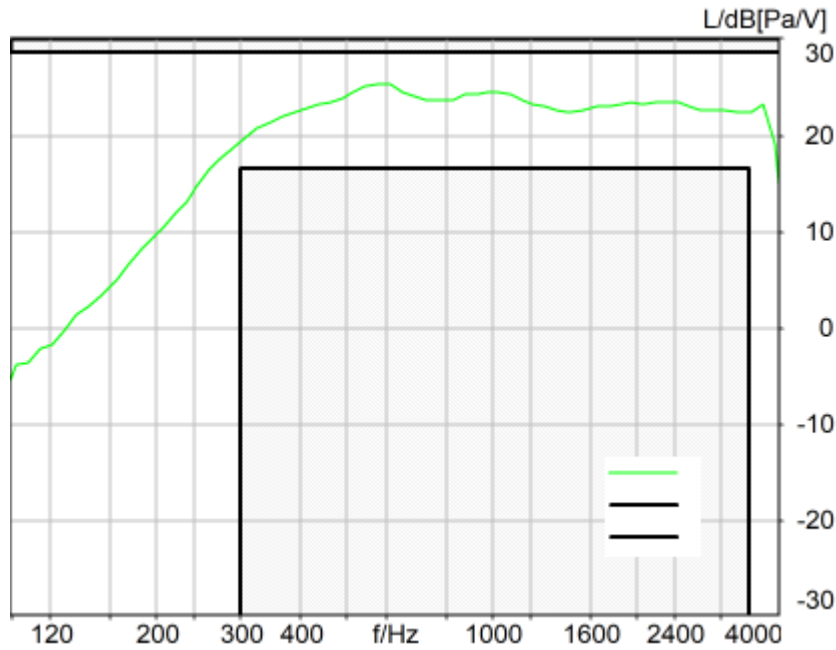
Absolute minimal distance
2.68 dB at 3245.6 Hz Ok

Ok

2024/4/23 14:38 ACQUA 6.0.200
Unmodified HEAD acoustics Measurement Descriptor

5.3 Frequency Response 8N DF HANB, Index: 1

TIA-5050 (2018-01) \ Measurements \ Narrowband



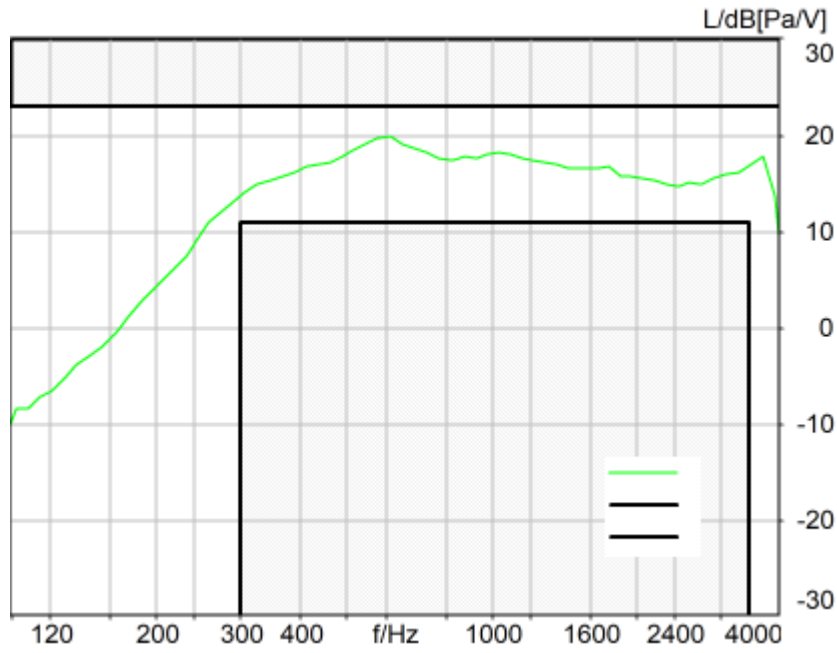
Absolute minimal distance
3.22 dB at 611.7 Hz Ok

Ok

2024/4/23 14:39 ACQUA 6.0.200
Unmodified HEAD acoustics Measurement Descriptor

5.3 Frequency Response 2N FF HANB, Index: 1

TIA-5050 (2018-01) \ Measurements \ Narrowband



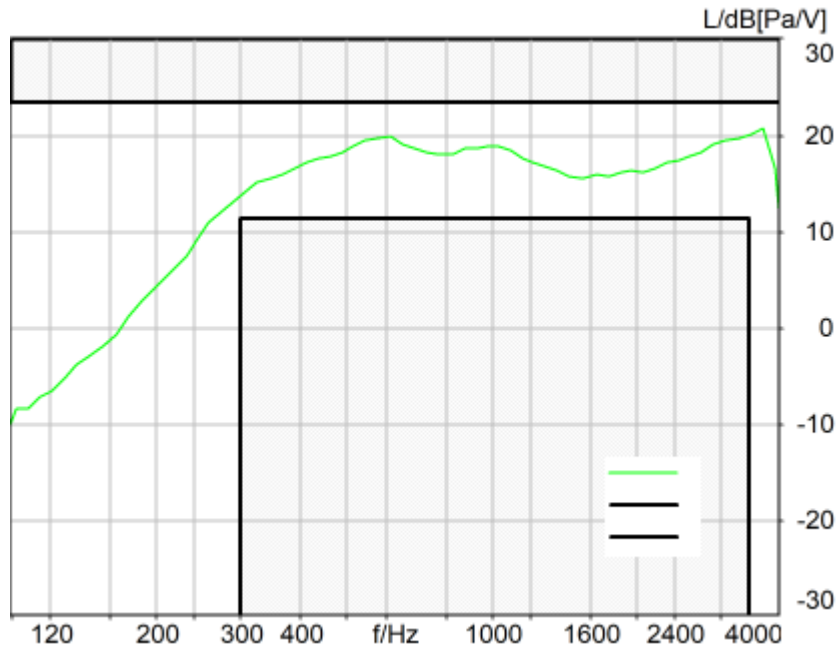
Absolute minimal distance
3.07 dB at 305.9 Hz Ok

Ok

2024/4/23 14:46 ACQUA 6.0.200
Unmodified HEAD acoustics Measurement Descriptor

5.3 Frequency Response 2N DF HANB, Index: 1

TIA-5050 (2018-01) \ Measurements \ Narrowband



Absolute minimal distance
2.72 dB at 3657.5 Hz Ok

Ok

2024/4/23 14:48 ACQUA 6.0.200
Unmodified HEAD acoustics Measurement Descriptor

Measurement Protocol

Measurement Object	FR1 n41_100_DFT-s-OFDM_EVS WB 24.4kbps_CH518598
Project	HMD_TA_1600#Tomcat

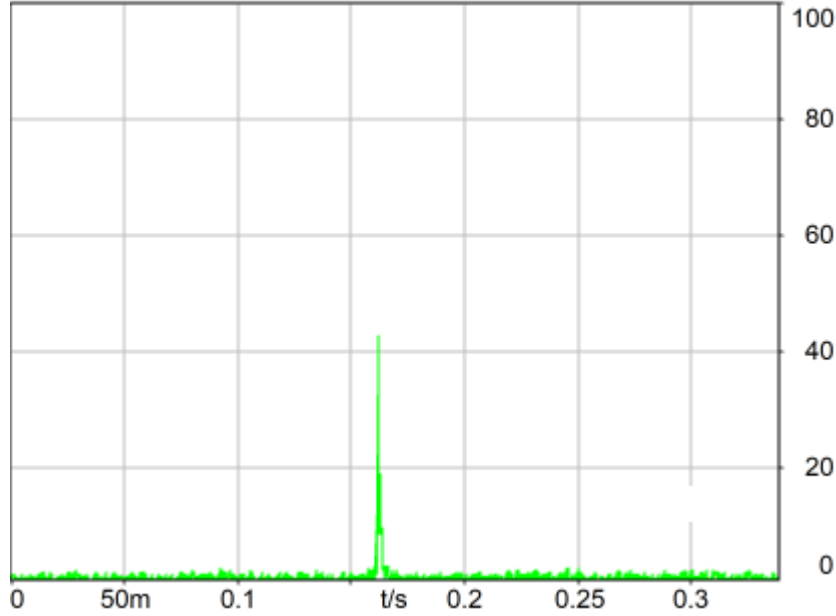
Project	TIA-5050 (2018-01)
Report Generation Date	2024/5/23 16:08
Responsible Person	audio

Overall Receive Delay WB, Index: 1	3
5.1a Receive Volume Control Performance 8N WB, Index: 1	3
5.1b Receive Volume Control Performance 2N WB, Index: 1	4
5.2 RCV Distortion and Noise - 250 Hz WB, Index: 1	5
5.2 RCV Distortion and Noise - 315 Hz WB, Index: 1	6
5.2 RCV Distortion and Noise - 400 Hz WB, Index: 1	7
5.2 RCV Distortion and Noise - 500 Hz WB, Index: 1	7
5.2 RCV Distortion and Noise - 630 Hz WB, Index: 1	8
5.2 RCV Distortion and Noise - 800 Hz WB, Index: 1	9
5.2 RCV Distortion and Noise - 1000 Hz WB, Index: 1	9
5.2 RCV Distortion and Noise - 1250 Hz WB, Index: 1	10
5.2 RCV Distortion and Noise - 1600 Hz WB, Index: 1	11
5.2 RCV Distortion and Noise - 2000 Hz WB, Index: 1	11
5.2 RCV Distortion and Noise - 2500 Hz WB, Index: 1	12
5.2 RCV Distortion and Noise - 3150 Hz WB, Index: 1	13
5.2 RCV Distortion and Noise - 4000 Hz WB, Index: 1	13
5.2 RCV Distortion and Noise - 5000 Hz WB, Index: 1	14
Report - Receive Distortion and Noise (Conversational Gain), Index: 1	15
5.2 RCV Distortion and Noise - 250 Hz WB, Index: 1	15
5.2 RCV Distortion and Noise - 315 Hz WB, Index: 1	16
5.2 RCV Distortion and Noise - 400 Hz WB, Index: 1	17
5.2 RCV Distortion and Noise - 500 Hz WB, Index: 1	17
5.2 RCV Distortion and Noise - 630 Hz WB, Index: 1	18
5.2 RCV Distortion and Noise - 800 Hz WB, Index: 1	19
5.2 RCV Distortion and Noise - 1000 Hz WB, Index: 1	19
5.2 RCV Distortion and Noise - 1250 Hz WB, Index: 1	20
5.2 RCV Distortion and Noise - 1600 Hz WB, Index: 1	21
5.2 RCV Distortion and Noise - 2000 Hz WB, Index: 1	21
5.2 RCV Distortion and Noise - 2500 Hz WB, Index: 1	22
5.2 RCV Distortion and Noise - 3150 Hz WB, Index: 1	23
5.2 RCV Distortion and Noise - 4000 Hz WB, Index: 1	23
5.2 RCV Distortion and Noise - 5000 Hz WB, Index: 1	24
Report - Receive Distortion and Noise (Conversational Gain), Index: 1	25
5.3 Frequency Response 8N FF, Index: 1	25
5.3 Frequency Response 8N DF, Index: 1	26
5.3 Frequency Response 2N FF, Index: 1	27
5.3 Frequency Response 2N DF, Index: 1	28

Overall Receive Delay WB, Index: 1

TIA-5050 (2018-01) \ Measurements \ Wideband \ Preparation - Delay measurement

Cross correlation avg. FFT Size:131072 Overlap:0.0% Envelope %



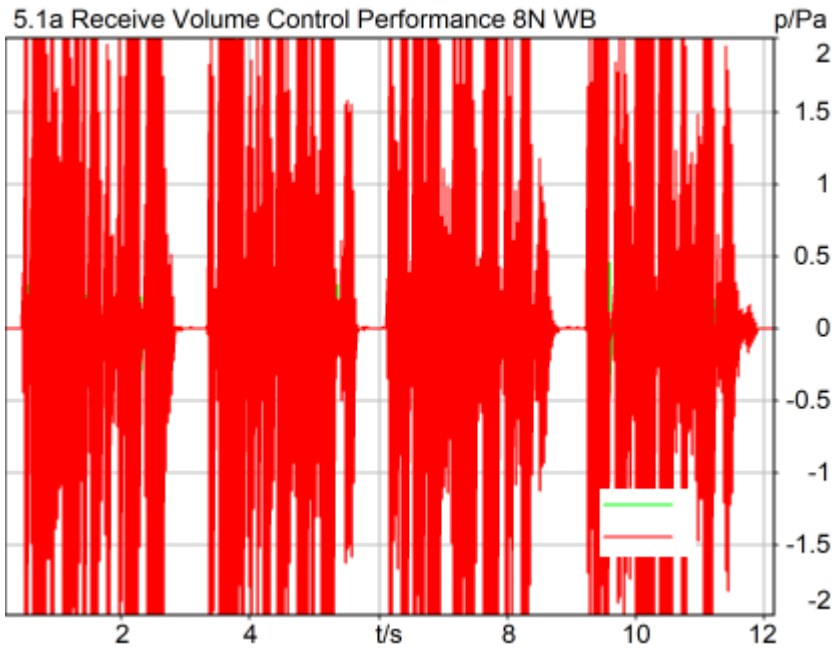
Channel	Delay
RCV*Source	162.5 ms

2024/4/17 11:06 ACQUA 6.0.200

Unmodified HEAD acoustics Measurement Descriptor

5.1a Receive Volume Control Performance 8N WB, Index: 1

TIA-5050 (2018-01) \ Measurements \ Wideband



Correction

X - 70

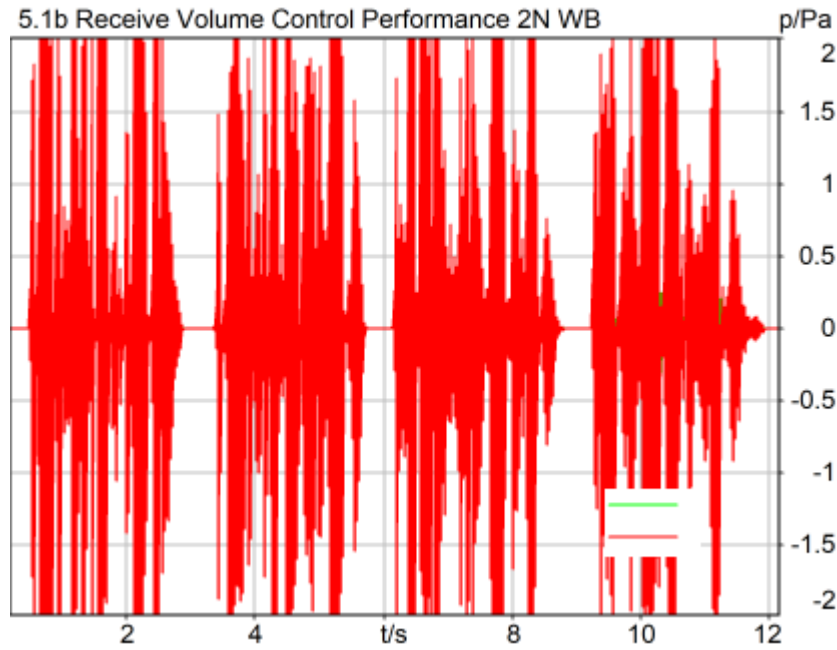
Channel	Speech level	Activity	Corrected speech level	
RCV	93.52 dB[SPL]	84.51%	23.52 dB[SPL]	Ok

Ok

2024/4/17 11:16 ACQUA 6.0.200

5.1b Receive Volume Control Performance 2N WB, Index: 1

TIA-5050 (2018-01) \ Measurements \ Wideband



Correction

X - 70

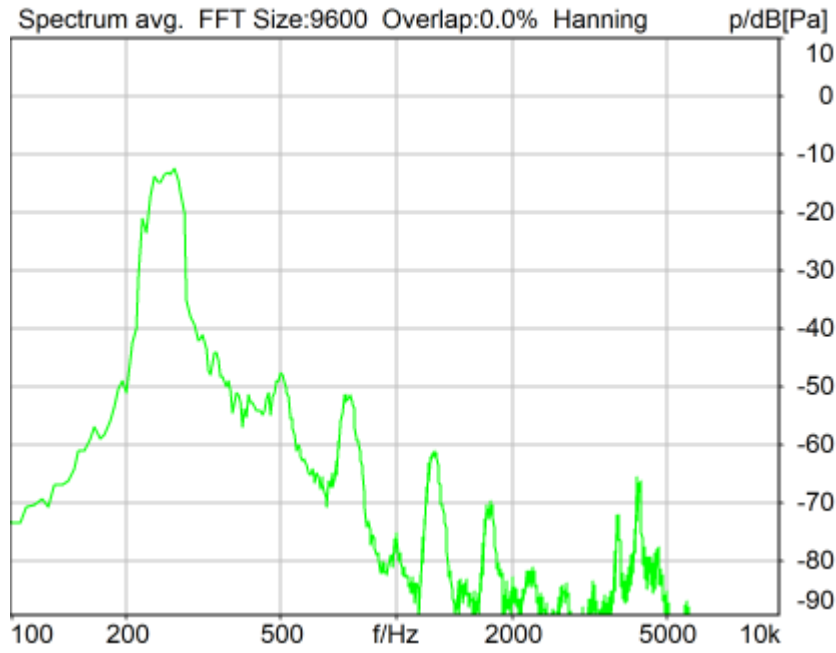
Channel	Speech level	Activity	Corrected speech level	
RCV	87.76 dB[SPL]	84.60%	17.76 dB[SPL]	Ok

Ok

2024/4/17 11:06 ACQUA 6.0.200

5.2 RCV Distortion and Noise - 250 Hz WB, Index: 1

TIA-5050 (2018-01) \ Measurements \ Wideband \ 5.2 Receive Distortion and Noise 8N



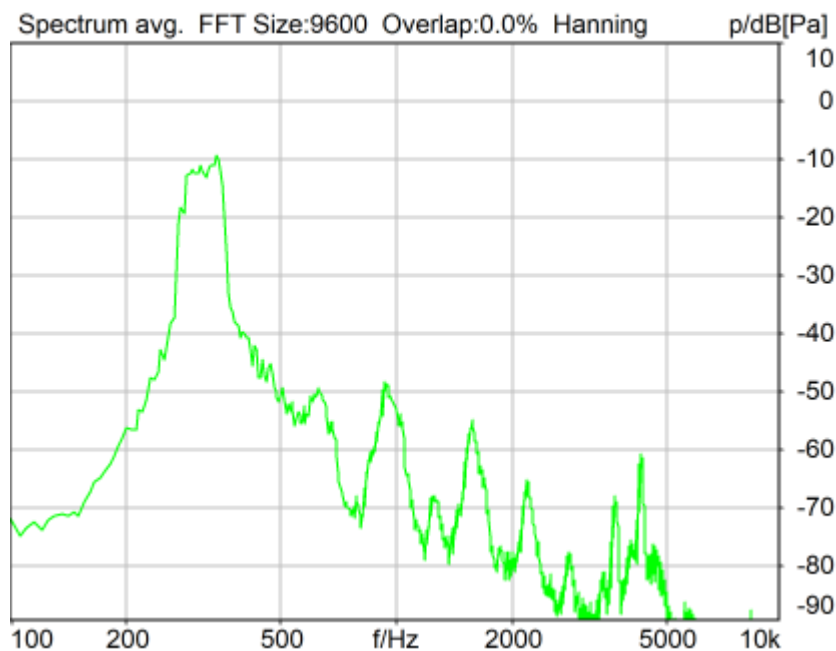
Distortion (Noise) RCV (packed): 32.14 dB (2.47%) Ok

Ok

2024/4/17 11:17 ACQUA 6.0.200
Unmodified HEAD acoustics Measurement Descriptor

5.2 RCV Distortion and Noise - 315 Hz WB, Index: 1

TIA-5050 (2018-01) \ Measurements \ Wideband \ 5.2 Receive Distortion and Noise 8N



Distortion (Noise) RCV (packed): 31.53 dB (2.65%) Ok

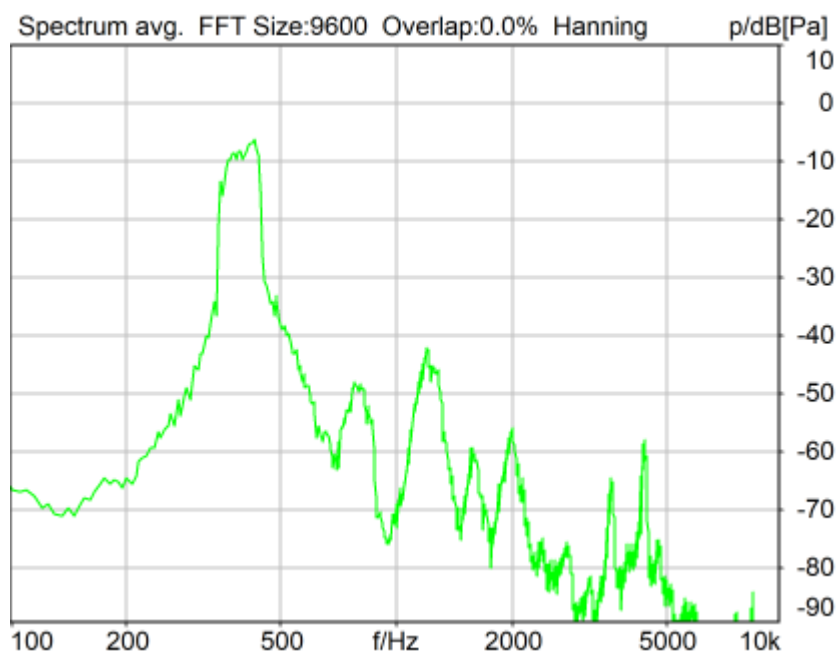
Ok

2024/4/17 11:17 ACQUA 6.0.200

Unmodified HEAD acoustics Measurement Descriptor

5.2 RCV Distortion and Noise - 400 Hz WB, Index: 1

TIA-5050 (2018-01) \ Measurements \ Wideband \ 5.2 Receive Distortion and Noise 8N



Distortion (Noise) RCV (packed): 30.03 dB (3.15%) Ok

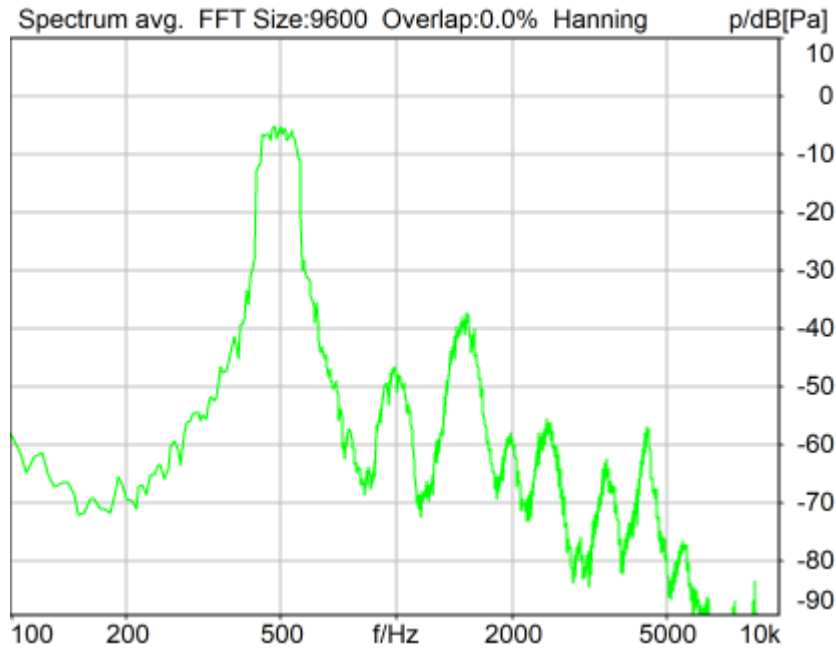
Ok

2024/4/17 11:17 ACQUA 6.0.200

Unmodified HEAD acoustics Measurement Descriptor

5.2 RCV Distortion and Noise - 500 Hz WB, Index: 1

TIA-5050 (2018-01) \ Measurements \ Wideband \ 5.2 Receive Distortion and Noise 8N



Distortion (Noise) RCV (packed): 28.61 dB (3.71%) Ok

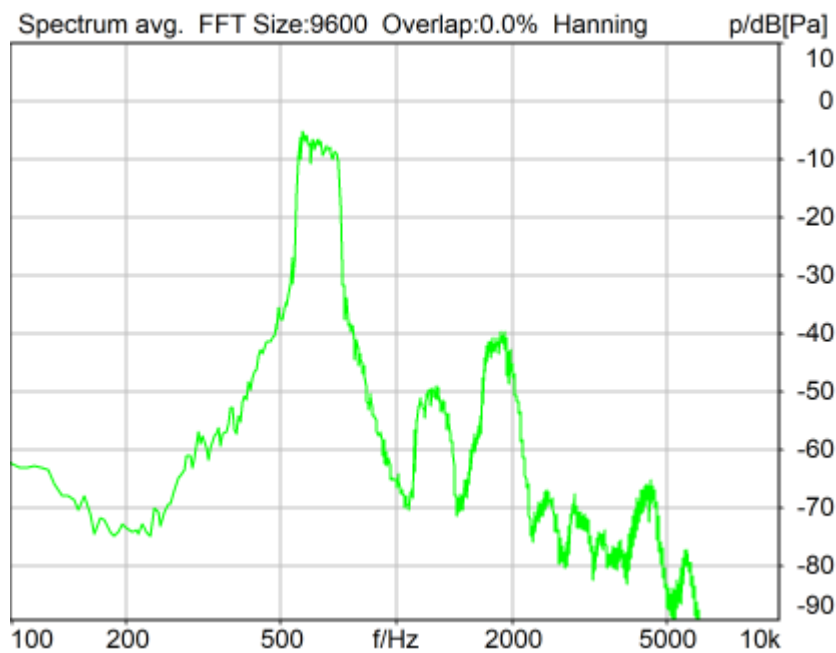
Ok

2024/4/17 11:18 ACQUA 6.0.200

Unmodified HEAD acoustics Measurement Descriptor

5.2 RCV Distortion and Noise - 630 Hz WB, Index: 1

TIA-5050 (2018-01) \ Measurements \ Wideband \ 5.2 Receive Distortion and Noise 8N



Distortion (Noise) RCV (packed): 28.54 dB (3.74%) Ok

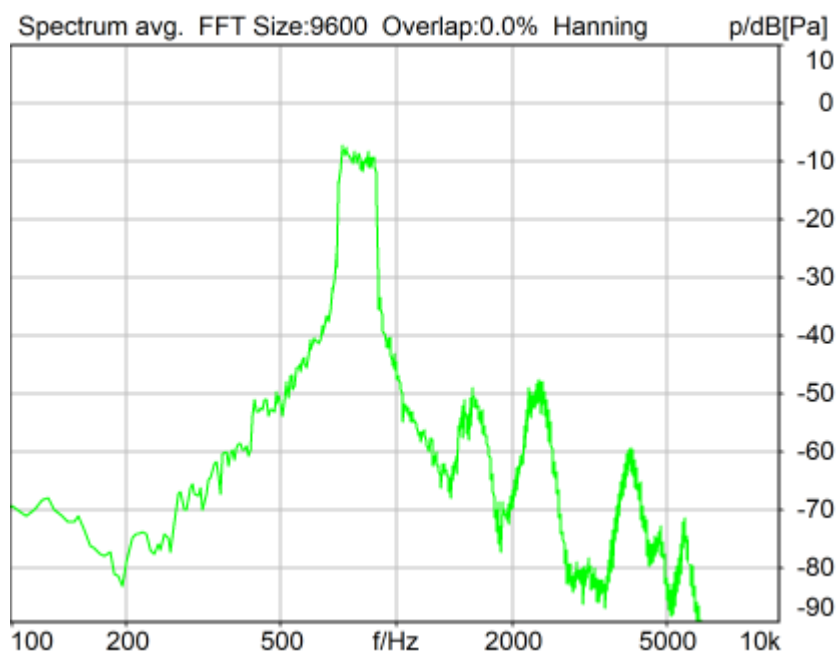
Ok

2024/4/17 11:18 ACQUA 6.0.200

Unmodified HEAD acoustics Measurement Descriptor

5.2 RCV Distortion and Noise - 800 Hz WB, Index: 1

TIA-5050 (2018-01) \ Measurements \ Wideband \ 5.2 Receive Distortion and Noise 8N



Distortion (Noise) RCV (packed): 30.51 dB (2.98%) Ok

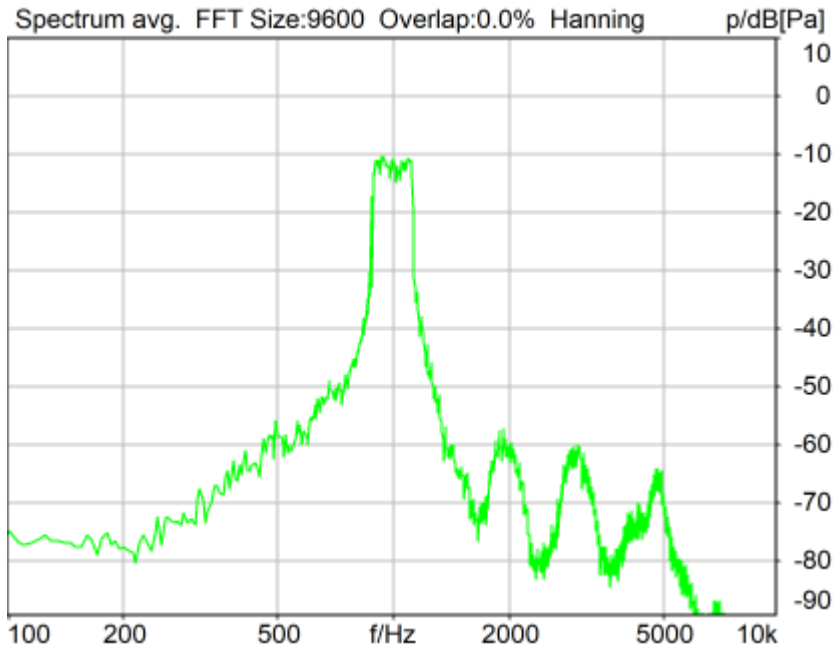
Ok

2024/4/17 11:19 ACQUA 6.0.200

Unmodified HEAD acoustics Measurement Descriptor

5.2 RCV Distortion and Noise - 1000 Hz WB, Index: 1

TIA-5050 (2018-01) \ Measurements \ Wideband \ 5.2 Receive Distortion and Noise 8N



Distortion (Noise) RCV (packed): 30.94 dB (2.84%) Ok

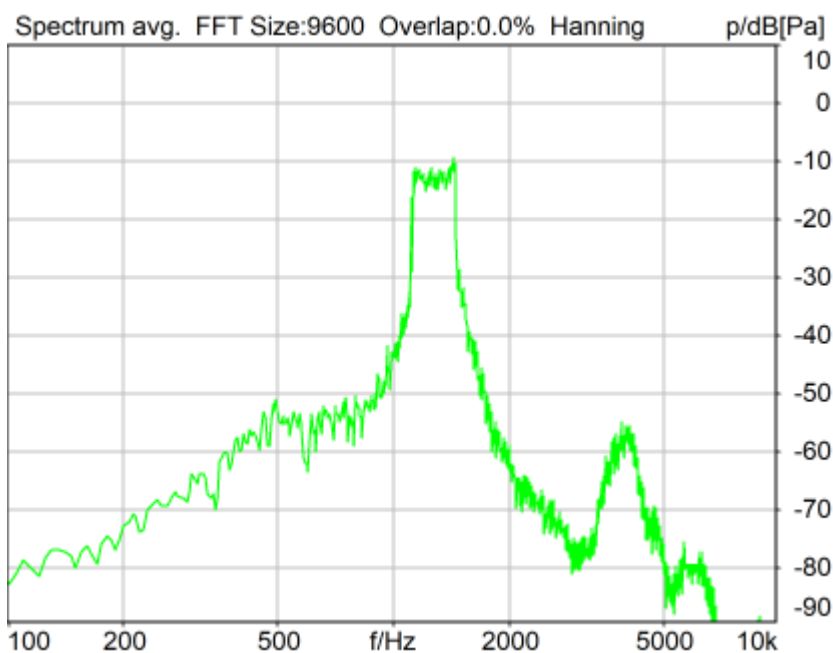
Ok

2024/4/17 11:19 ACQUA 6.0.200

Unmodified HEAD acoustics Measurement Descriptor

5.2 RCV Distortion and Noise - 1250 Hz WB, Index: 1

TIA-5050 (2018-01) \ Measurements \ Wideband \ 5.2 Receive Distortion and Noise 8N



Distortion (Noise) RCV (packed): 22.23 dB (7.73%) Ok

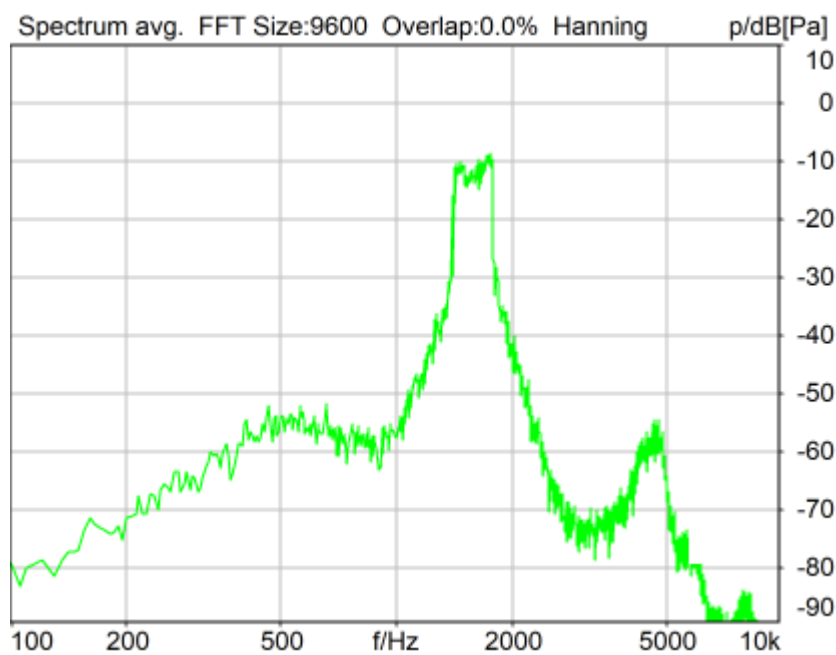
Ok

2024/4/17 11:20 ACQUA 6.0.200

Unmodified HEAD acoustics Measurement Descriptor

5.2 RCV Distortion and Noise - 1600 Hz WB, Index: 1

TIA-5050 (2018-01) \ Measurements \ Wideband \ 5.2 Receive Distortion and Noise 8N



Distortion (Noise) RCV (packed): 23.96 dB (6.34%) Ok

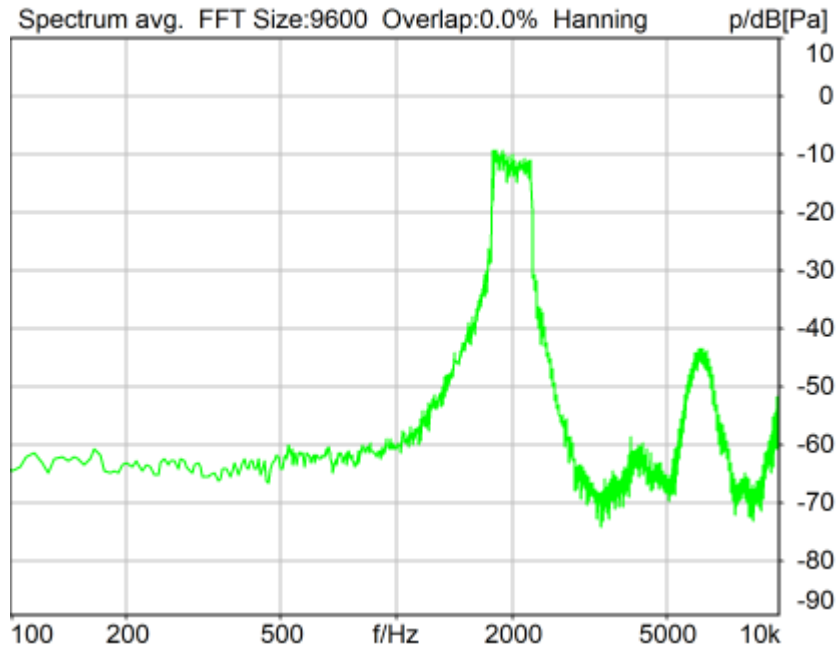
Ok

2024/4/17 11:20 ACQUA 6.0.200

Unmodified HEAD acoustics Measurement Descriptor

5.2 RCV Distortion and Noise - 2000 Hz WB, Index: 1

TIA-5050 (2018-01) \ Measurements \ Wideband \ 5.2 Receive Distortion and Noise 8N



Distortion (Noise) RCV (packed): 22.01 dB (7.93%) Ok

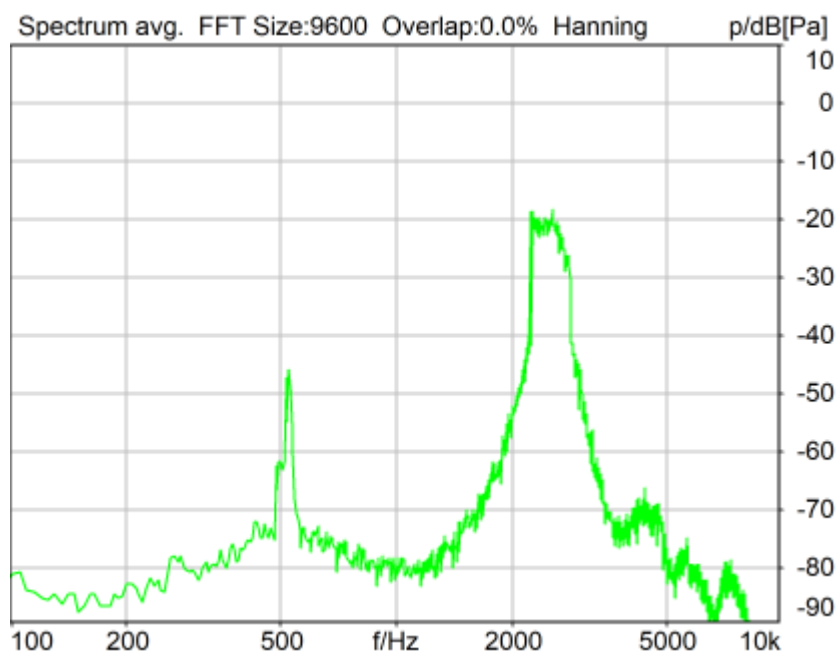
Ok

2024/4/17 11:20 ACQUA 6.0.200

Unmodified HEAD acoustics Measurement Descriptor

5.2 RCV Distortion and Noise - 2500 Hz WB, Index: 1

TIA-5050 (2018-01) \ Measurements \ Wideband \ 5.2 Receive Distortion and Noise 8N



Distortion (Noise) RCV (packed): 24.44 dB (6.00%) Ok

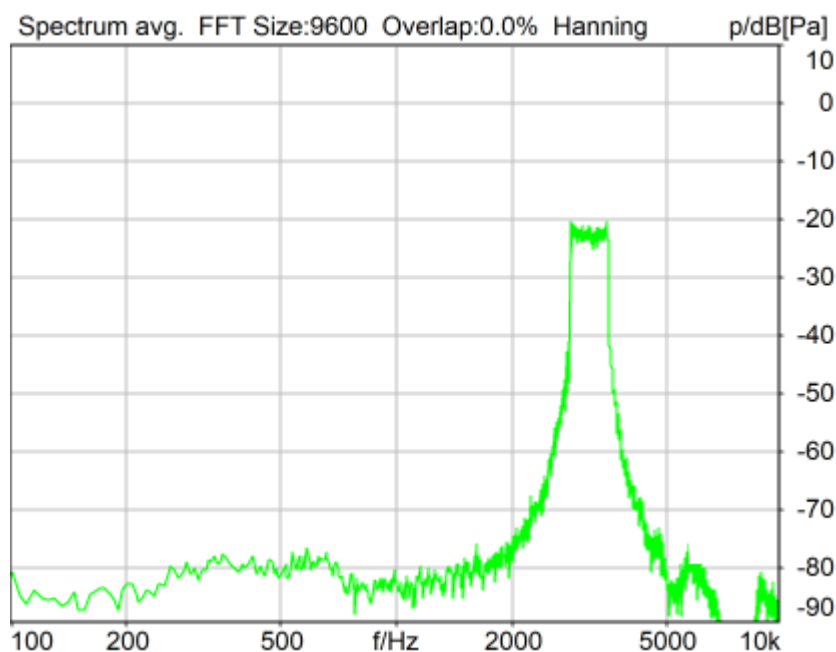
Ok

2024/4/23 14:52 ACQUA 6.0.200

Unmodified HEAD acoustics Measurement Descriptor

5.2 RCV Distortion and Noise - 3150 Hz WB, Index: 1

TIA-5050 (2018-01) \ Measurements \ Wideband \ 5.2 Receive Distortion and Noise 8N



Distortion (Noise) RCV (packed): 28.35 dB (3.82%) Ok

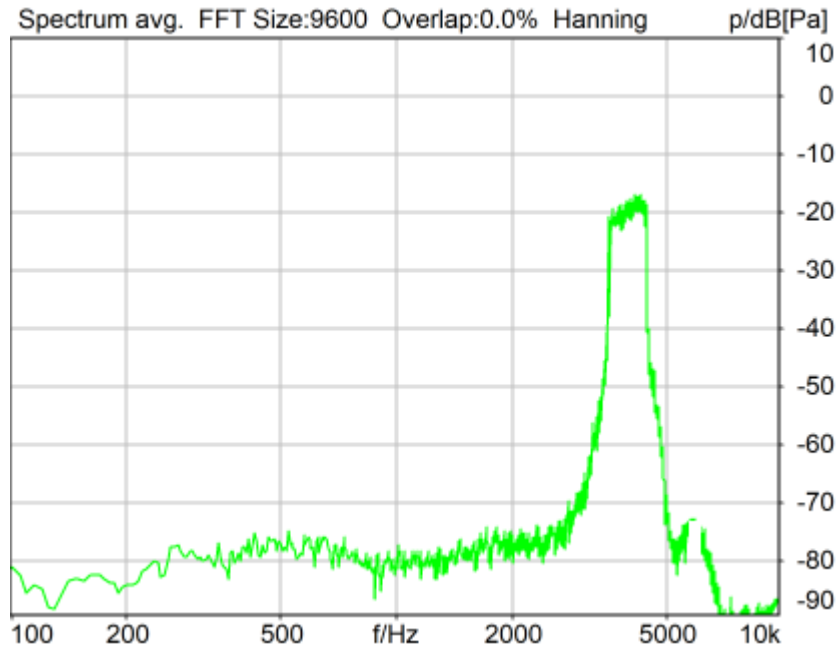
Ok

2024/4/23 14:52 ACQUA 6.0.200

Unmodified HEAD acoustics Measurement Descriptor

5.2 RCV Distortion and Noise - 4000 Hz WB, Index: 1

TIA-5050 (2018-01) \ Measurements \ Wideband \ 5.2 Receive Distortion and Noise 8N



Distortion (Noise) RCV (packed): 30.60 dB (2.95%) Ok

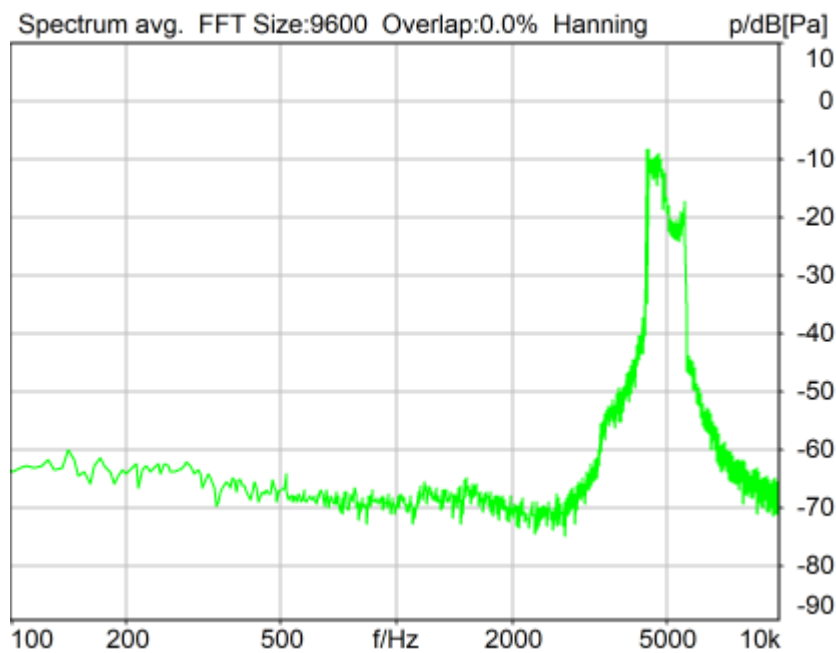
Ok

2024/4/23 14:53 ACQUA 6.0.200

Unmodified HEAD acoustics Measurement Descriptor

5.2 RCV Distortion and Noise - 5000 Hz WB, Index: 1

TIA-5050 (2018-01) \ Measurements \ Wideband \ 5.2 Receive Distortion and Noise 8N



Distortion (Noise) RCV (packed): 23.40 dB (6.76%) Ok

Ok

2024/4/17 11:22 ACQUA 6.0.200

Unmodified HEAD acoustics Measurement Descriptor

Report - Receive Distortion and Noise (Conversational Gain), Index: 1

TIA-5050 (2018-01) \ Measurements \ Wideband \ 5.2 Receive Distortion and Noise 8N

Region	Frequency	SDNR
1	250Hz	32.14 dB
2	315Hz	31.53 dB
3	400Hz	30.03 dB
4	500Hz	28.61 dB
5	630Hz	28.54 dB
6	800Hz	30.51 dB
7	1000Hz	30.94 dB
8	1250Hz	22.23 dB
9	1600Hz	23.96 dB
10	2000Hz	22.01 dB
11	5000Hz	23.40 dB
12	2500Hz	24.44 dB
13	3150Hz	28.35 dB
14	4000Hz	30.60 dB

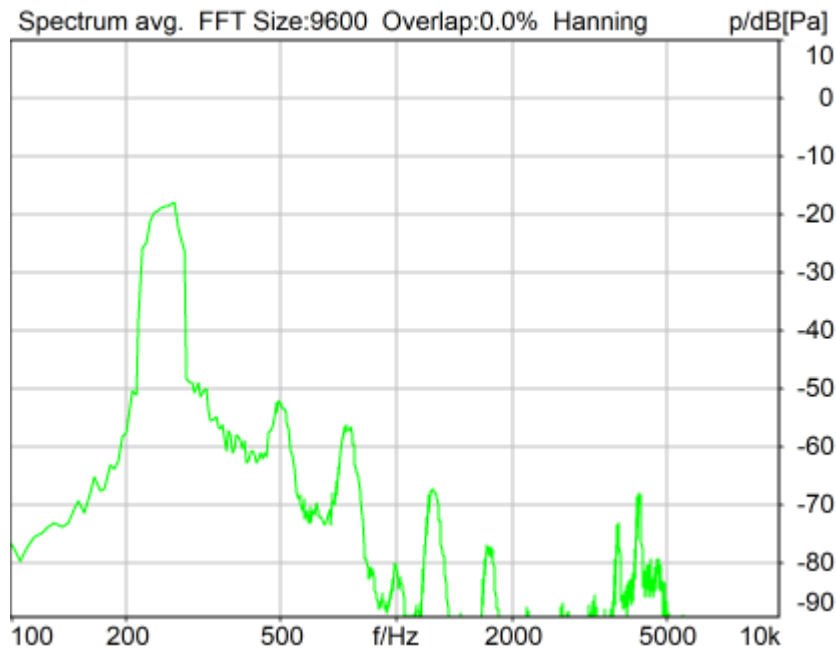
All SDNRs were greater than 20.0 dB, requirement was met.

Smallest SDNR was 22.01dB at 2000Hz.

2024/4/28 16:33 ACQUA

5.2 RCV Distortion and Noise - 250 Hz WB, Index: 1

TIA-5050 (2018-01) \ Measurements \ Wideband \ 5.2 Receive Distortion and Noise 2N



Distortion (Noise) RCV (packed): 32.53 dB (2.36%) Ok

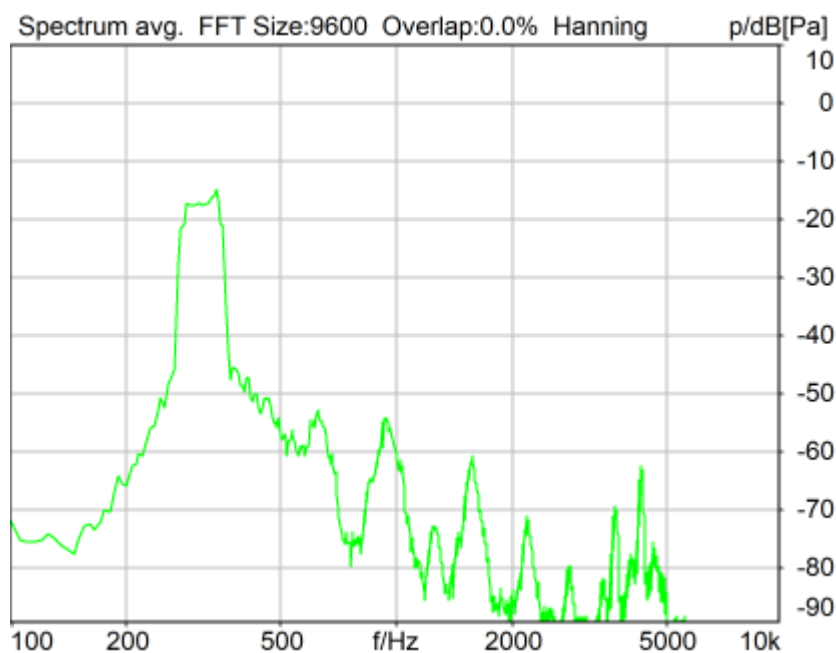
Ok

2024/4/17 11:07 ACQUA 6.0.200

Unmodified HEAD acoustics Measurement Descriptor

5.2 RCV Distortion and Noise - 315 Hz WB, Index: 1

TIA-5050 (2018-01) \ Measurements \ Wideband \ 5.2 Receive Distortion and Noise 2N



Distortion (Noise) RCV (packed): 31.84 dB (2.56%) Ok

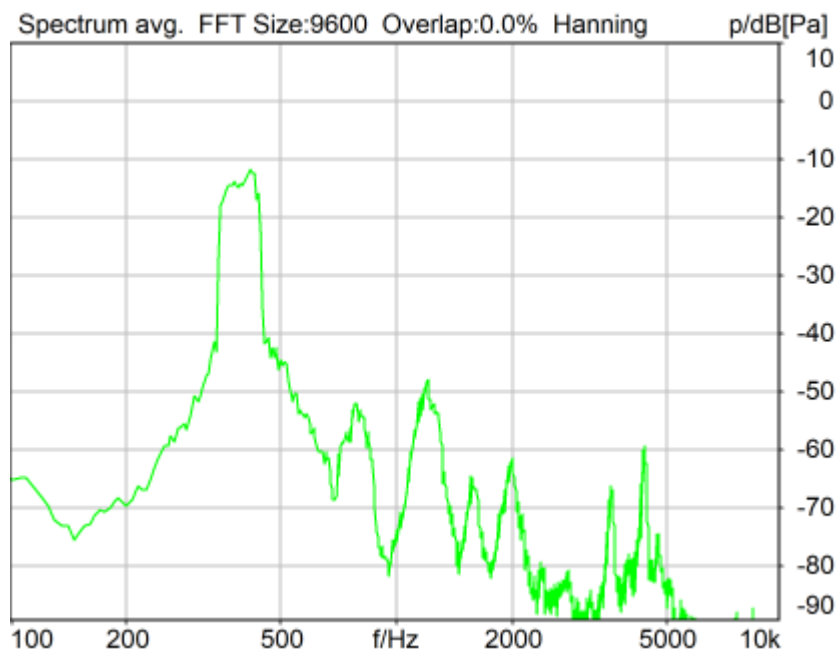
Ok

2024/4/17 11:07 ACQUA 6.0.200

Unmodified HEAD acoustics Measurement Descriptor

5.2 RCV Distortion and Noise - 400 Hz WB, Index: 1

TIA-5050 (2018-01) \ Measurements \ Wideband \ 5.2 Receive Distortion and Noise 2N



Distortion (Noise) RCV (packed): 30.95 dB (2.84%) Ok

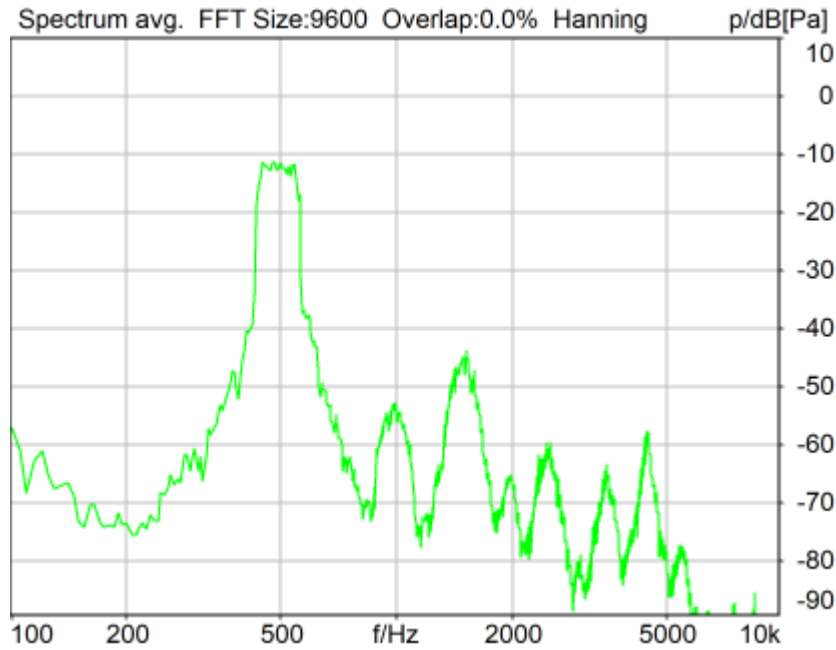
Ok

2024/4/17 11:08 ACQUA 6.0.200

Unmodified HEAD acoustics Measurement Descriptor

5.2 RCV Distortion and Noise - 500 Hz WB, Index: 1

TIA-5050 (2018-01) \ Measurements \ Wideband \ 5.2 Receive Distortion and Noise 2N



Distortion (Noise) RCV (packed): 29.13 dB (3.50%) Ok

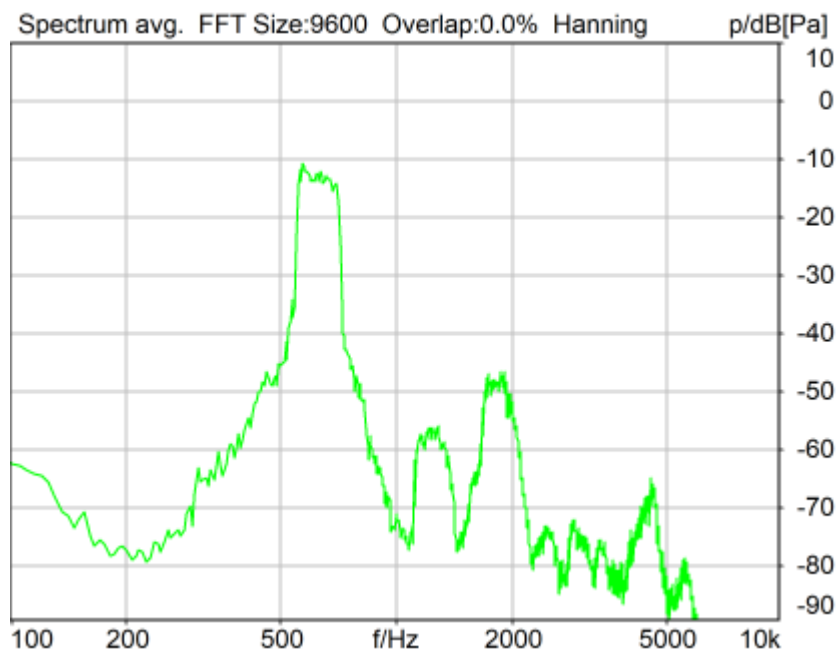
Ok

2024/4/17 11:08 ACQUA 6.0.200

Unmodified HEAD acoustics Measurement Descriptor

5.2 RCV Distortion and Noise - 630 Hz WB, Index: 1

TIA-5050 (2018-01) \ Measurements \ Wideband \ 5.2 Receive Distortion and Noise 2N



Distortion (Noise) RCV (packed): 29.88 dB (3.20%) Ok

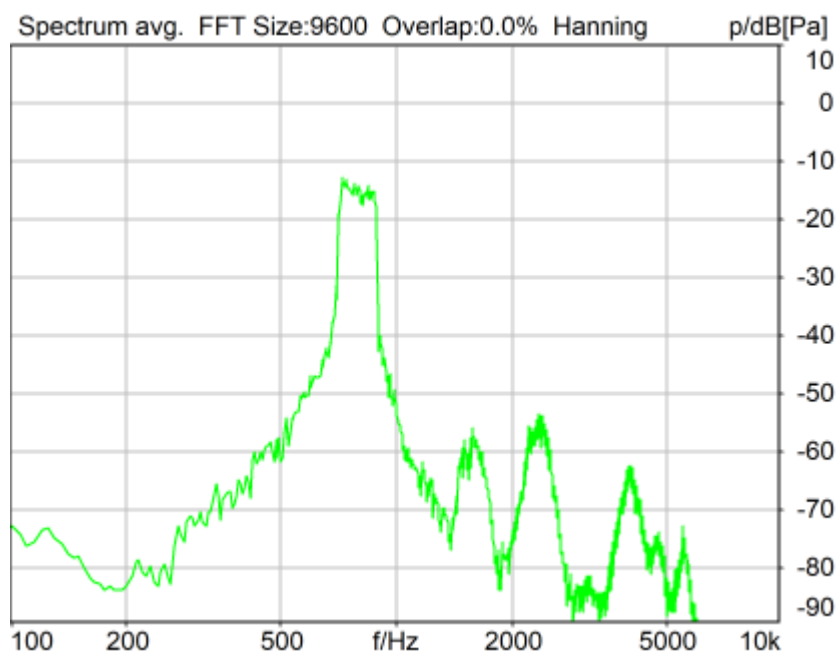
Ok

2024/4/17 11:08 ACQUA 6.0.200

Unmodified HEAD acoustics Measurement Descriptor

5.2 RCV Distortion and Noise - 800 Hz WB, Index: 1

TIA-5050 (2018-01) \ Measurements \ Wideband \ 5.2 Receive Distortion and Noise 2N



Distortion (Noise) RCV (packed): 30.85 dB (2.87%) Ok

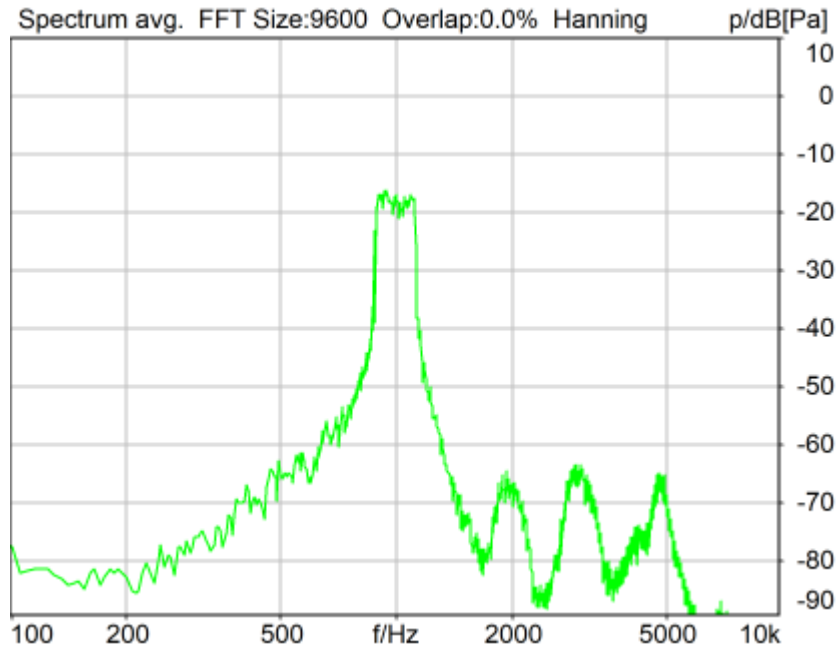
Ok

2024/4/17 11:09 ACQUA 6.0.200

Unmodified HEAD acoustics Measurement Descriptor

5.2 RCV Distortion and Noise - 1000 Hz WB, Index: 1

TIA-5050 (2018-01) \ Measurements \ Wideband \ 5.2 Receive Distortion and Noise 2N



Distortion (Noise) RCV (packed): 30.88 dB (2.86%) Ok

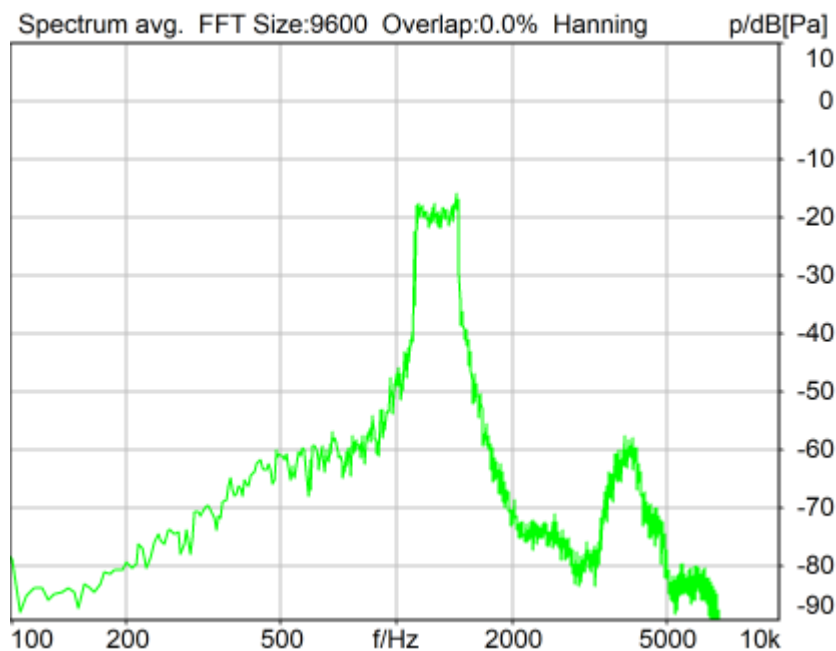
Ok

2024/4/17 11:09 ACQUA 6.0.200

Unmodified HEAD acoustics Measurement Descriptor

5.2 RCV Distortion and Noise - 1250 Hz WB, Index: 1

TIA-5050 (2018-01) \ Measurements \ Wideband \ 5.2 Receive Distortion and Noise 2N



Distortion (Noise) RCV (packed): 22.00 dB (7.94%) Ok

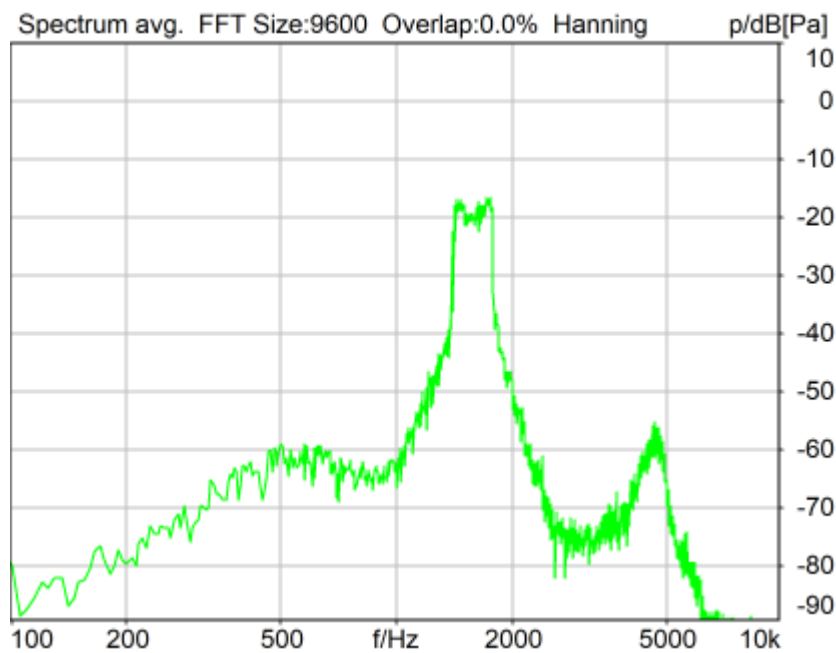
Ok

2024/4/17 11:10 ACQUA 6.0.200

Unmodified HEAD acoustics Measurement Descriptor

5.2 RCV Distortion and Noise - 1600 Hz WB, Index: 1

TIA-5050 (2018-01) \ Measurements \ Wideband \ 5.2 Receive Distortion and Noise 2N



Distortion (Noise) RCV (packed): 24.14 dB (6.21%) Ok

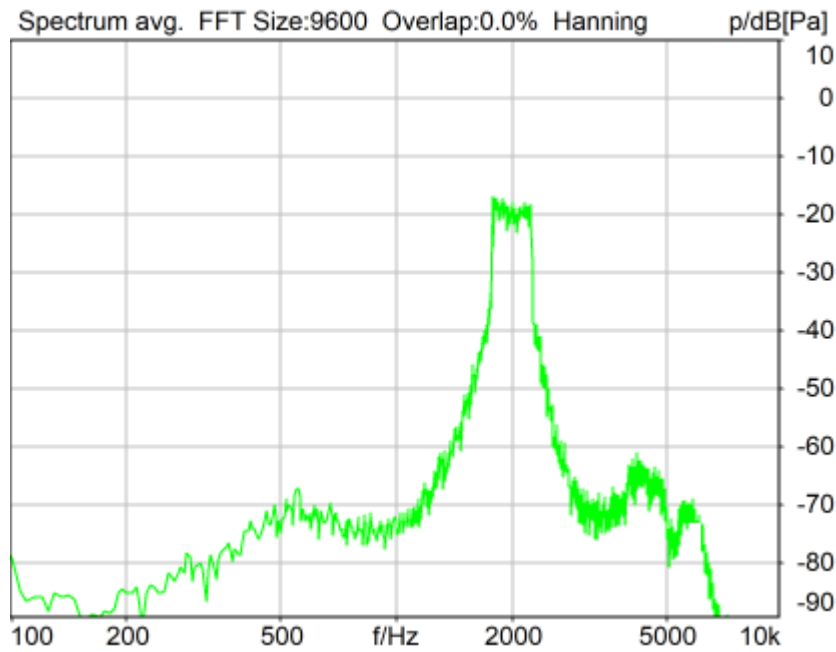
Ok

2024/4/17 11:10 ACQUA 6.0.200

Unmodified HEAD acoustics Measurement Descriptor

5.2 RCV Distortion and Noise - 2000 Hz WB, Index: 1

TIA-5050 (2018-01) \ Measurements \ Wideband \ 5.2 Receive Distortion and Noise 2N



Distortion (Noise) RCV (packed): 23.26 dB (6.87%) Ok

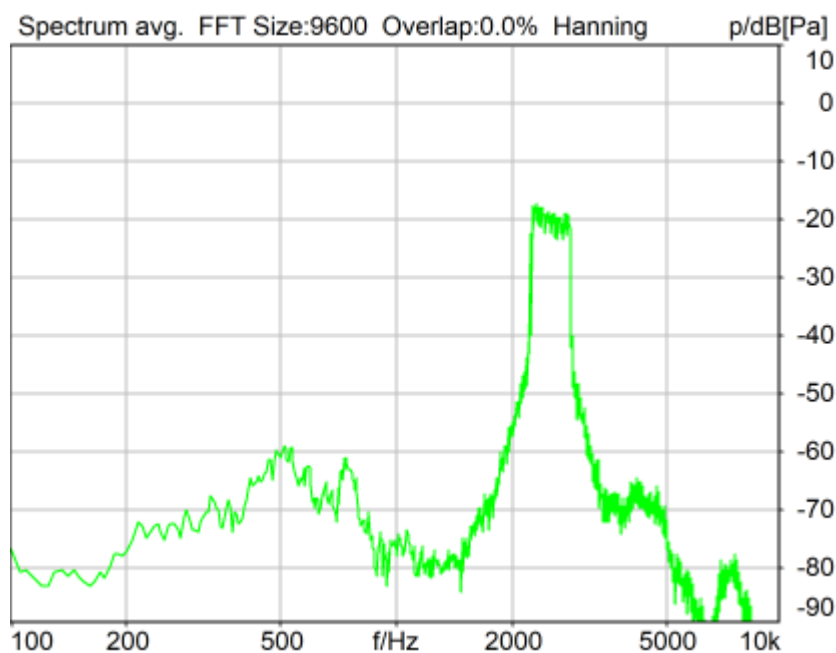
Ok

2024/4/17 11:10 ACQUA 6.0.200

Unmodified HEAD acoustics Measurement Descriptor

5.2 RCV Distortion and Noise - 2500 Hz WB, Index: 1

TIA-5050 (2018-01) \ Measurements \ Wideband \ 5.2 Receive Distortion and Noise 2N



Distortion (Noise) RCV (packed): 29.09 dB (3.51%) Ok

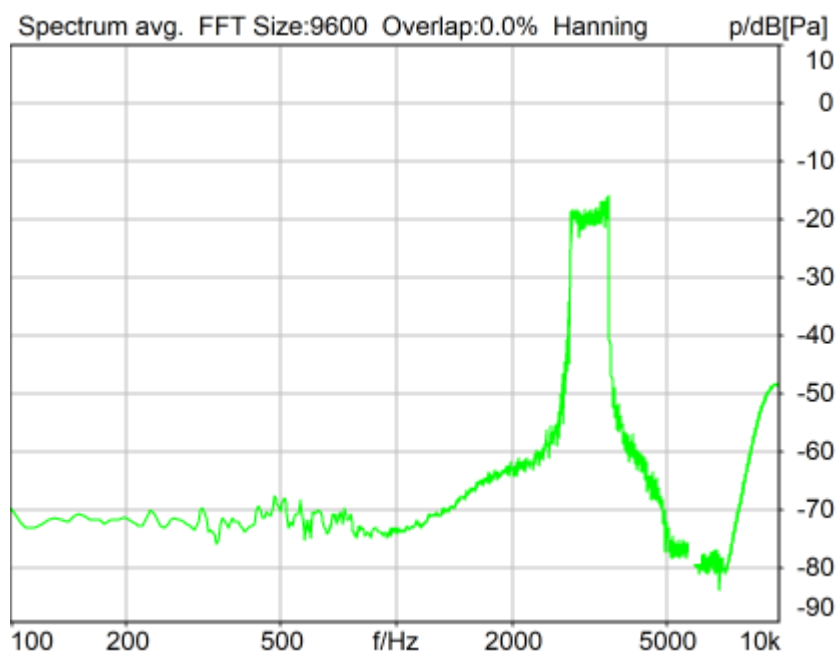
Ok

2024/4/17 11:11 ACQUA 6.0.200

Unmodified HEAD acoustics Measurement Descriptor

5.2 RCV Distortion and Noise - 3150 Hz WB, Index: 1

TIA-5050 (2018-01) \ Measurements \ Wideband \ 5.2 Receive Distortion and Noise 2N



Distortion (Noise) RCV (packed): 25.98 dB (5.02%) Ok

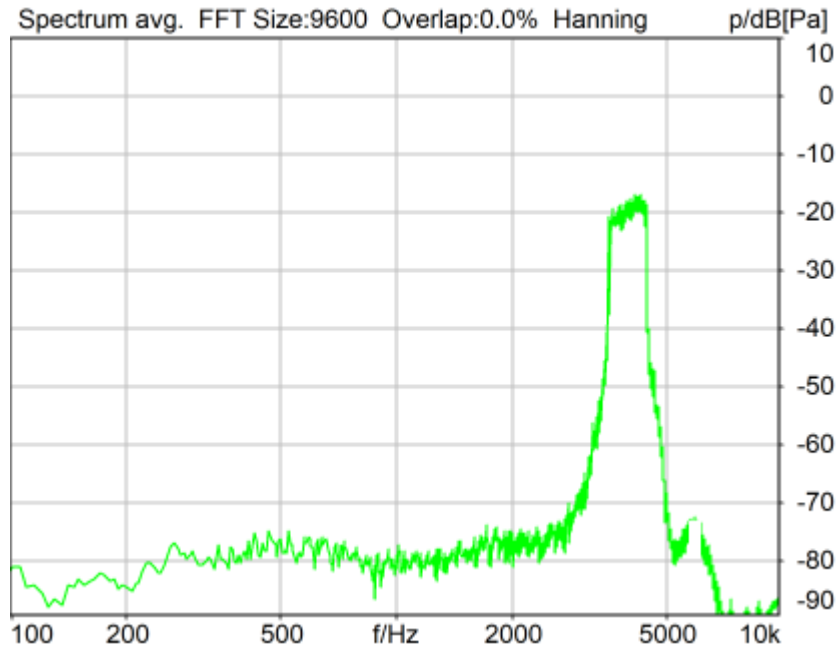
Ok

2024/4/17 11:11 ACQUA 6.0.200

Unmodified HEAD acoustics Measurement Descriptor

5.2 RCV Distortion and Noise - 4000 Hz WB, Index: 1

TIA-5050 (2018-01) \ Measurements \ Wideband \ 5.2 Receive Distortion and Noise 2N



Distortion (Noise) RCV (packed): 30.60 dB (2.95%) Ok

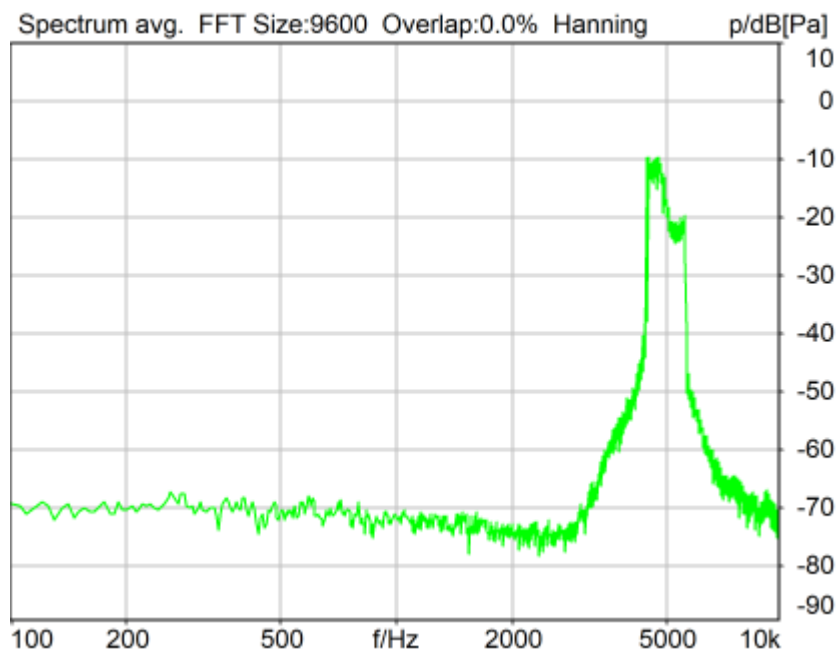
Ok

2024/4/23 14:53 ACQUA 6.0.200

Unmodified HEAD acoustics Measurement Descriptor

5.2 RCV Distortion and Noise - 5000 Hz WB, Index: 1

TIA-5050 (2018-01) \ Measurements \ Wideband \ 5.2 Receive Distortion and Noise 2N



Distortion (Noise) RCV (packed): 27.49 dB (4.22%) Ok

Ok

2024/4/17 11:12 ACQUA 6.0.200

Unmodified HEAD acoustics Measurement Descriptor

Report - Receive Distortion and Noise (Conversational Gain), Index:

1

TIA-5050 (2018-01) \ Measurements \ Wideband \ 5.2 Receive Distortion and Noise 2N

Region	Frequency	SDNR
1	250Hz	32.14 dB
2	315Hz	31.53 dB
3	400Hz	30.03 dB
4	500Hz	28.61 dB
5	630Hz	28.54 dB
6	800Hz	30.51 dB
7	1000Hz	30.94 dB
8	1250Hz	22.23 dB
9	1600Hz	23.96 dB
10	2000Hz	22.01 dB
11	5000Hz	23.40 dB
12	2500Hz	24.44 dB
13	3150Hz	28.35 dB
14	4000Hz	30.60 dB

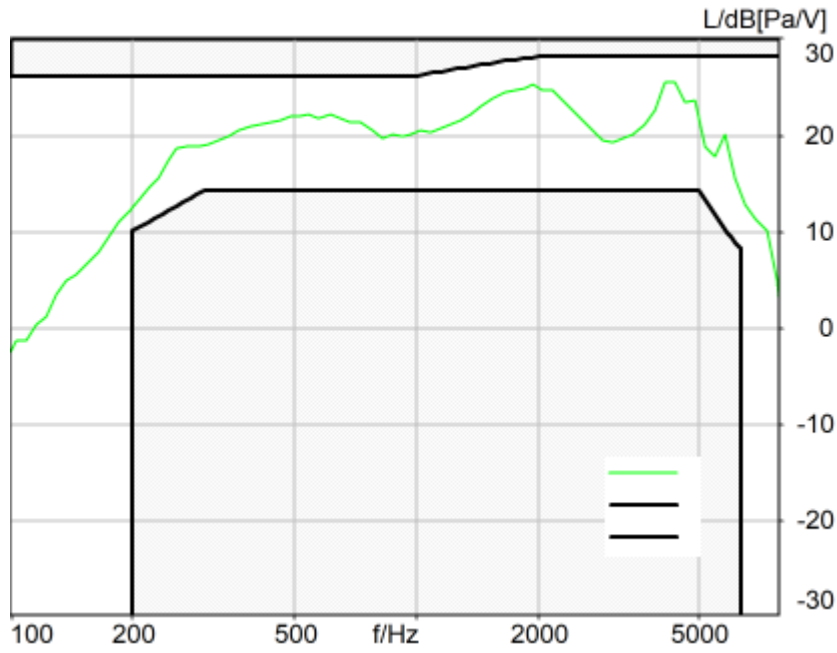
All SDNRs were greater than 20.0 dB, requirement was met.

Smallest SDNR was 22.01dB at 2000Hz.

2024/4/28 16:33 ACQUA

5.3 Frequency Response 8N FF, Index: 1

TIA-5050 (2018-01) \ Measurements \ Wideband



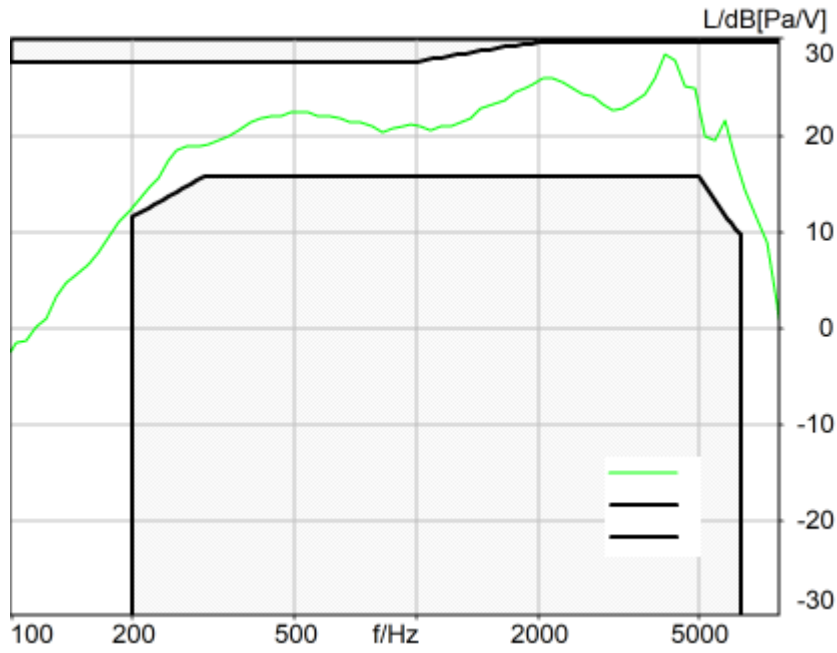
Absolute minimal distance
2.75 dB at 4369.4 Hz Ok

Ok

2024/5/14 13:59 ACQUA 6.0.200
Unmodified HEAD acoustics Measurement Descriptor

5.3 Frequency Response 8N DF, Index: 1

TIA-5050 (2018-01) \ Measurements \ Wideband



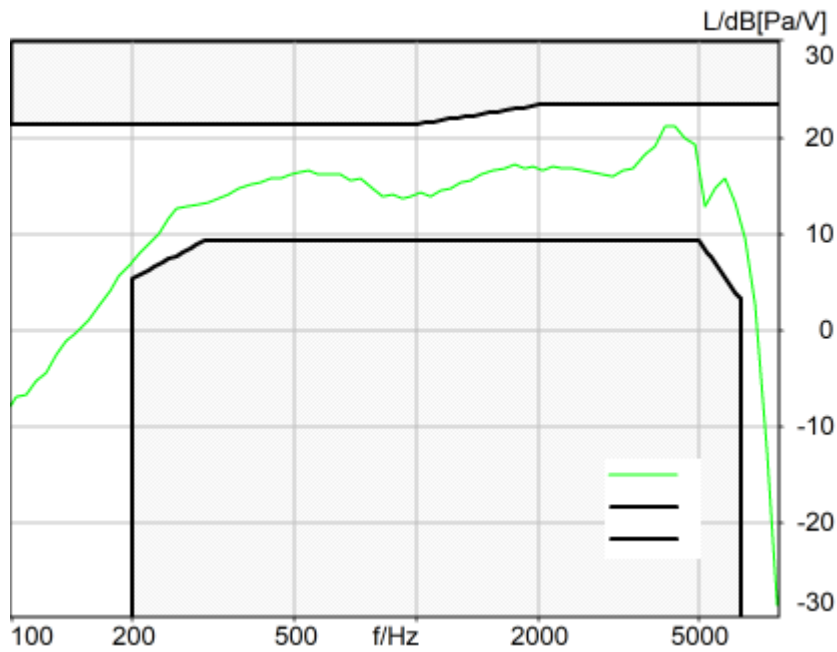
Absolute minimal distance
1.30 dB at 205.7 Hz Ok

Ok

2024/5/14 13:59 ACQUA 6.0.200
Unmodified HEAD acoustics Measurement Descriptor

5.3 Frequency Response 2N FF, Index: 1

TIA-5050 (2018-01) \ Measurements \ Wideband



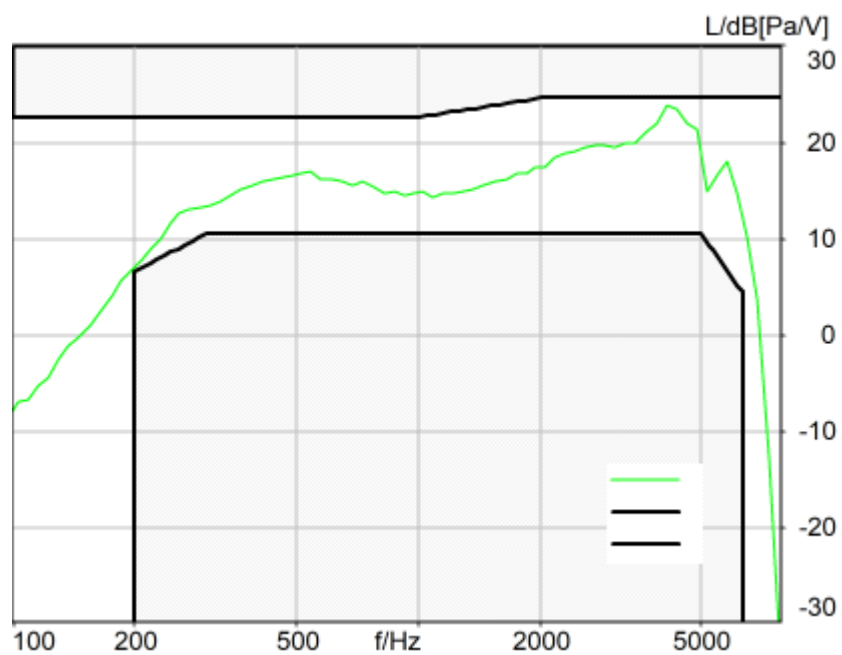
Absolute minimal distance
2.13 dB at 4369.4 Hz Ok

Ok

2024/4/23 14:54 ACQUA 6.0.200
Unmodified HEAD acoustics Measurement Descriptor

5.3 Frequency Response 2N DF, Index: 1

TIA-5050 (2018-01) \ Measurements \ Wideband



Absolute minimal distance
0.85 dB at 4119.5 Hz Ok

Ok

2024/4/23 14:54 ACQUA 6.0.200
Unmodified HEAD acoustics Measurement Descriptor