

Measurement Protocol

Measurement Object	GSM850_AMR NB 12.2kbps_CH162
Project	HMD_2322#N159V

Project	TIA-5050 (2018-01)
Report Generation Date	2024/2/2 13:05
Responsible Person	audio

Status Overview

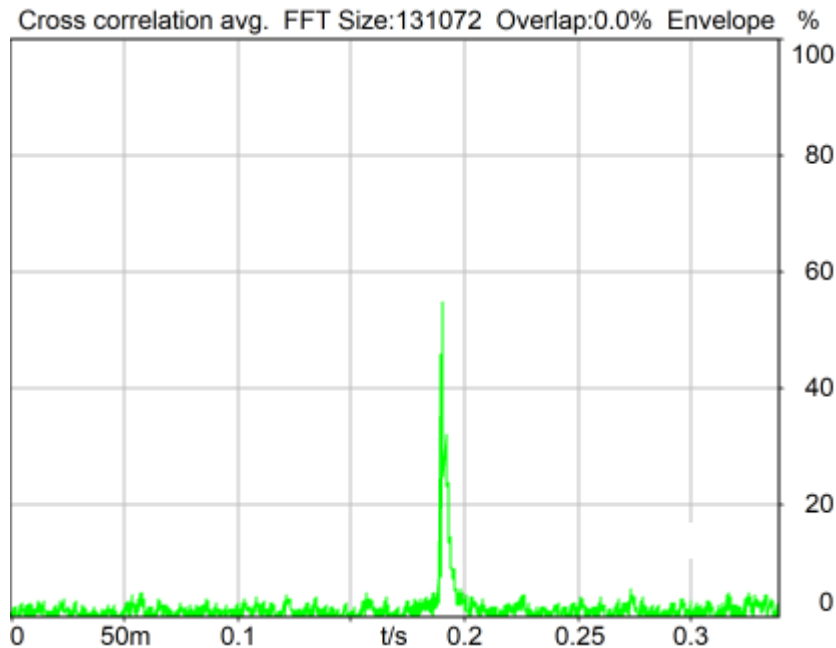
SMD	Status	Single Value Description	Single Value	Object
Overall Receive Delay NB	Done	Delay (Cross) [ms]	190.8	GSM850_AMR NB 12.2kbps_CH162
5.1a Receive Volume Control Performance 8N NB	Ok	Corrected Speech Level [dB[SPL]]	18.69	GSM850_AMR NB 12.2kbps_CH162
5.1b Receive Volume Control Performance 2N NB	Ok	Corrected Speech Level [dB[SPL]]	14.28	GSM850_AMR NB 12.2kbps_CH162
5.2 RCV Distortion and Noise - 400 Hz NB	Ok	Distortion (Noise) [dB], 0.0 dB	30.44	GSM850_AMR NB 12.2kbps_CH162
5.2 RCV Distortion and Noise - 500 Hz NB	Ok	Distortion (Noise) [dB], 0.0 dB	30.00	GSM850_AMR NB 12.2kbps_CH162
5.2 RCV Distortion and Noise - 630 Hz NB	Ok	Distortion (Noise) [dB], 0.0 dB	31.20	GSM850_AMR NB 12.2kbps_CH162
5.2 RCV Distortion and Noise - 800 Hz NB	Ok	Distortion (Noise) [dB], 0.0 dB	30.03	GSM850_AMR NB 12.2kbps_CH162
5.2 RCV Distortion and Noise - 1000 Hz NB	Ok	Distortion (Noise) [dB], 0.0 dB	28.66	GSM850_AMR NB 12.2kbps_CH162
5.2 RCV Distortion and Noise - 1250 Hz NB	Ok	Distortion (Noise) [dB], 0.0 dB	26.06	GSM850_AMR NB 12.2kbps_CH162
5.2 RCV Distortion and Noise - 1600 Hz NB	Ok	Distortion (Noise) [dB], 0.0 dB	29.63	GSM850_AMR NB 12.2kbps_CH162
5.2 RCV Distortion and Noise - 2000 Hz NB	Ok	Distortion (Noise) [dB], 0.0 dB	26.27	GSM850_AMR NB 12.2kbps_CH162
5.2 RCV Distortion and Noise - 2500 Hz NB	Ok	Distortion (Noise) [dB], 0.0 dB	28.35	GSM850_AMR NB 12.2kbps_CH162
5.2 RCV Distortion and Noise - 3150 Hz NB	Ok	Distortion (Noise) [dB], 0.0 dB	21.31	GSM850_AMR NB 12.2kbps_CH162
Report - Receive Distortion and Noise (Conversational Gain)	Ok	Minimum SDNR [dB], (occured at 3150Hz)	21.31	GSM850_AMR NB 12.2kbps_CH162
5.2 RCV Distortion and Noise - 400 Hz NB	Ok	Distortion (Noise) [dB], 0.0 dB	31.79	GSM850_AMR NB 12.2kbps_CH162
5.2 RCV Distortion and Noise - 500 Hz NB	Ok	Distortion (Noise) [dB], 0.0 dB	31.24	GSM850_AMR NB 12.2kbps_CH162
5.2 RCV Distortion and Noise - 630 Hz NB	Ok	Distortion (Noise) [dB], 0.0 dB	31.78	GSM850_AMR NB 12.2kbps_CH162
5.2 RCV Distortion and Noise - 800 Hz NB	Ok	Distortion (Noise) [dB], 0.0 dB	29.63	GSM850_AMR NB 12.2kbps_CH162
5.2 RCV Distortion and Noise - 1000 Hz NB	Ok	Distortion (Noise) [dB], 0.0 dB	28.32	GSM850_AMR NB 12.2kbps_CH162
5.2 RCV Distortion and Noise - 1250 Hz NB	Ok	Distortion (Noise) [dB], 0.0 dB	26.26	GSM850_AMR NB 12.2kbps_CH162
5.2 RCV Distortion and Noise - 1600 Hz NB	Ok	Distortion (Noise) [dB], 0.0 dB	28.19	GSM850_AMR NB 12.2kbps_CH162
5.2 RCV Distortion and Noise - 2000 Hz NB	Ok	Distortion (Noise) [dB], 0.0 dB	25.83	GSM850_AMR NB 12.2kbps_CH162
5.2 RCV Distortion and Noise - 2500 Hz NB	Ok	Distortion (Noise) [dB], 0.0 dB	26.32	GSM850_AMR NB 12.2kbps_CH162

5.2 RCV Distortion and Noise - 3150 Hz NB	Ok	Distortion (Noise) [dB], 0.0 dB	22.92	GSM850_AMR NB 12.2kbps_CH162
Report - Receive Distortion and Noise (Conversational Gain)	Ok	Minimum SDNR [dB], (occured at 3150Hz)	22.92	GSM850_AMR NB 12.2kbps_CH162
5.3 Frequency Response 8N FF HANB	Ok	Min. dist. to tolerance scheme [dB], 305.9 Hz	1.97	GSM850_AMR NB 12.2kbps_CH162
5.3 Frequency Response 8N DF HANB	Ok	Min. dist. to tolerance scheme [dB], 2721.8 Hz	0.66	GSM850_AMR NB 12.2kbps_CH162
5.3 Frequency Response 2N FF HANB	Ok	Min. dist. to tolerance scheme [dB], 3058.6 Hz	1.66	GSM850_AMR NB 12.2kbps_CH162

Overall Receive Delay NB	6
5.1a Receive Volume Control Performance 8N NB	9
5.1b Receive Volume Control Performance 2N NB	12
5.2 RCV Distortion and Noise - 400 Hz NB	15
5.2 RCV Distortion and Noise - 500 Hz NB	18
5.2 RCV Distortion and Noise - 630 Hz NB	21
5.2 RCV Distortion and Noise - 800 Hz NB	24
5.2 RCV Distortion and Noise - 1000 Hz NB	27
5.2 RCV Distortion and Noise - 1250 Hz NB	30
5.2 RCV Distortion and Noise - 1600 Hz NB	33
5.2 RCV Distortion and Noise - 2000 Hz NB	36
5.2 RCV Distortion and Noise - 2500 Hz NB	39
5.2 RCV Distortion and Noise - 3150 Hz NB	42
Report - Receive Distortion and Noise (Conversational Gain)	45
5.2 RCV Distortion and Noise - 400 Hz NB	46
5.2 RCV Distortion and Noise - 500 Hz NB	49
5.2 RCV Distortion and Noise - 630 Hz NB	52
5.2 RCV Distortion and Noise - 800 Hz NB	55
5.2 RCV Distortion and Noise - 1000 Hz NB	58
5.2 RCV Distortion and Noise - 1250 Hz NB	61
5.2 RCV Distortion and Noise - 1600 Hz NB	64
5.2 RCV Distortion and Noise - 2000 Hz NB	67
5.2 RCV Distortion and Noise - 2500 Hz NB	70
5.2 RCV Distortion and Noise - 3150 Hz NB	73
Report - Receive Distortion and Noise (Conversational Gain)	76
5.3 Frequency Response 8N FF HANB	77
5.3 Frequency Response 8N DF HANB	80
5.3 Frequency Response 2N FF HANB	83

Overall Receive Delay NB

TIA-5050 (2018-01) \ Measurements \ Narrowband \ Preparation - Delay measurement



Delay (Cross): 190.8 ms

2024/1/20 11:25 ACQUA 5.1.200

Unmodified HEAD acoustics Measurement Descriptor

Meas. Setting off

Underlying Standard: TIA-5050 (2018-01)

Database Version: 40_HAC_Suite_Rev03

Source: cssnb1b_r1s.dat

Level adj. Ch1 -90.0 dB

CSSnb1b_R1s.dat - CS-signal with special 1s random noise

NARROWBAND Composite Source Signal RCV P.501 (1 burst) at Channel 2

Pause 0.5 s +

voiced signal + 4000 Hz band limited random noise 1.0 s +

Pause till end of file

Signal level (ch2): -14.7 dBm0 (corresponds to approx. -16.0 dBm0 for a 350 ms CSS considering 101 ms Pause) from 0.5s to 1.544s for 4-k FFT, Hanning window,

75 % overlap in frequency range of 100 to 4000 Hz

Calibration

Input ch.2: 0.49 dB 2023/11/1 (HATS 1 (HMS II.3))

Output ch.1: 0.00 dB

Output ch.2: 0.00 dB 2023/6/27 (Radio Tester 1 (CMW500))

HHP IV Settings (Setting: STD:(0,0,0) rel AHP)

MECRP Delta Ye 0.0 mm Rotation Delta A 0.0 °
Rotation Delta C 0.0 °

MECRP Delta Ze	0.0 mm	Rotation Delta B	5.0 °
Delta Xe	0.0 mm	Delta A	0.0 °
Delta Ye	0.0 mm	Delta C	0.0 °
Delta Ze	0.0 mm	Delta B	0.0 °
Ym	-4.9 mm	Ear Type	3.3 Coordinates

Mounting: Right Ear
Force to apply: 8.0 N, Force reached: 8.0 N

Output Equalization/Filter

Mouth Eq. Ch.1: HATS 1 (HMS II.3)

Analysis

Range start	550.00 ms	Range length	1950.00 ms
DRP/ERP Ch.1:	Off	DRP/ERP Ch.2:	Off
Frequency base	Transformation		
FFT size	131072	Overlap	0 %
Window function.	Hanning	Smooth	Off
Delayed channel	None		
Valid range start	-1228.79 ms	Valid range end	1228.81 ms

Special Features

Show source signal	Source ch.2	Store to variable	D_RCV_NB
--------------------	-------------	-------------------	----------

labCORE Settings

labCORE Serial	77000207	Nickname	
Firmware	3.4.17	Sync Source	Internal
Clock Pitch	0.00 ppm		

labCORE Routing

Out Channel 1 -> Power Amp. (Slot 10) 1 -> HATS 1 (HMS II.3) Speaker
Out Channel 2 -> Analog Out 1/2 2 -> Radio Tester 1 (CMW500) In
In Channel 1 <- Analog In 1/2 In 1 <- Radio Tester 1 (CMW500) Out
In Channel 2 <- BEQ Filter 1 R <- Mic Amp. (Slot 6) In 2 <- HATS 1 (HMS II.3) Mic. Right

Analog In Mainboard Settings (Analog In 1/2)

Range Ch. 1	0.00 dB	Ch. 0 Float	On
Range Ch. 2	0.00 dB	Ch. 1 Float	On

Analog Out Mainboard Settings (Analog Out 1/2)

Range Ch. 1	0.00 dB	Range Ch. 2	0.00 dB
-------------	---------	-------------	---------

Microphone Settings (Mic Amp. (Slot 6))

Channel In 1 Settings			
Range	114 dB[SPL] @ 12.5 mV/Pa	Highpass	Off
Polarisation Voltage	200V	Supply Voltage	±60V
Channel In 2 Settings			
Range	114 dB[SPL] @ 12.5 mV/Pa	Highpass	20Hz
Polarisation Voltage	200V	Supply Voltage	±60V
Channel In 3 Settings			
Range	114 dB[SPL] @ 12.5 mV/Pa	Highpass	Off
Polarisation Voltage	200V	Supply Voltage	±60V
Channel In 4 Settings			
Range	114 dB[SPL] @ 12.5 mV/Pa	Highpass	Off
Polarisation Voltage	200V	Supply Voltage	±60V

BEQ Settings (BEQ Filter 1)

Block mode	Bypass
------------	--------

Artificial Head Settings (HATS 1 (HMS II.3))

Ser. Nr.	12306613	Pinna Type	Type 3.3
----------	----------	------------	----------

HIB Settings

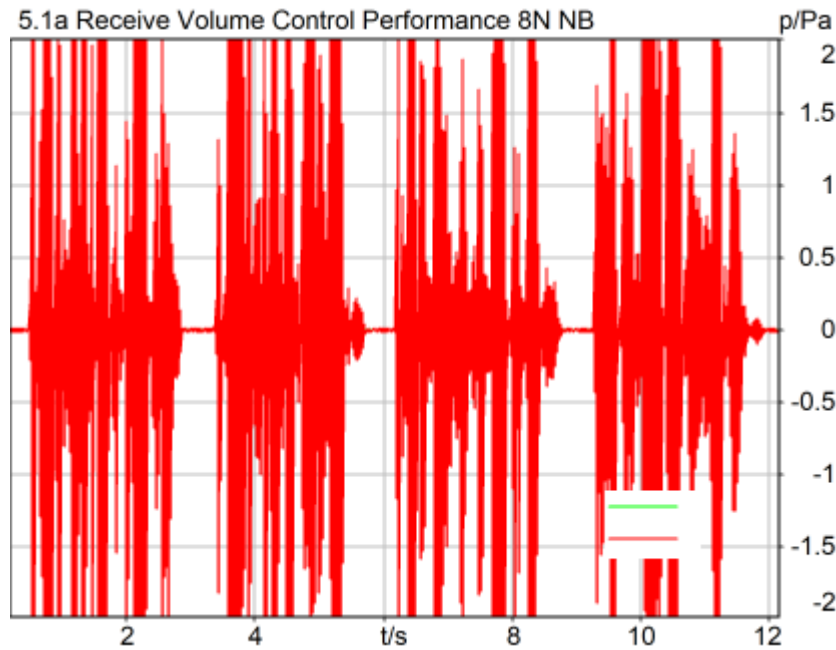
HIB Name	60020095	Serial	60020095
HIB Mode	Mobile Measurement	Impedance	32 Ohm
Gain out 1	-40.00 dB	Gain out 2	0.00 dB

Gain in 1 0.00 dB
Mic 1 Power Supply Off

Gain in 2 0.00 dB
Mic 2 Power Supply Off

5.1a Receive Volume Control Performance 8N NB

TIA-5050 (2018-01) \ Measurements \ Narrowband



Correction

X - 70

Speech Level RCV: 88.69 dB[SPL], Act.: 81.64%

Corrected Speech Level: 18.69 dB[SPL] Ok

Ok

2024/1/20 11:25 ACQUA 5.1.200

Limits

	lower
Run 1	18.00 dB20uPa

Meas. Setting off

Underlying Standard: TIA-5050 (2018-01)

Database Version: 40_HAC_Suite_Rev03

Calibration

Input ch.2: 0.49 dB 2023/11/1 (HATS 1 (HMS II.3))

Output ch.2: 0.00 dB 2023/6/27 (Radio Tester 1 (CMW500))

HHP IV Settings (Setting: STD:(0,0,0) rel AHP)

MECRP Delta Ye	0.0 mm	Rotation Delta A	0.0 °
		Rotation Delta C	0.0 °

MECRP Delta Ze	0.0 mm	Rotation Delta B	5.0 °
Delta Xe	0.0 mm	Delta A	0.0 °
Delta Ye	0.0 mm	Delta C	0.0 °
Delta Ze	0.0 mm	Delta B	0.0 °
Ym	-4.9 mm	Ear Type	3.3 Coordinates

Mounting: Right Ear
Force to apply: 8.0 N, Force reached: 7.9 N

Output Equalization/Filter

Mouth Eq. Ch.1: HATS 1 (HMS II.3)

Analysis

Direction	Out 2 -> In 2	Range length	12000.00 ms
Range start	200.00 ms	FIR filter	drp2ff_ieee1652
Use FIR Filter	Ch2	Margin (15.9dB nom)	
Bandpass filter	Narrow Band		
15.90 dB			

Special Features

Show source signal Source ch.2
Compensate delay 190.8000 ms (D_RCV_NB, Delay (Cross))

labCORE Settings

labCORE Serial	77000207	Nickname	
Firmware	3.4.17	Sync Source	Internal
Clock Pitch	0.00 ppm		

labCORE Routing

Out Channel 1 -> Power Amp. (Slot 10) 1 -> HATS 1 (HMS II.3) Speaker
Out Channel 2 -> Analog Out 1/2 2 -> Radio Tester 1 (CMW500) In
In Channel 1 <- Analog In 1/2 In 1 <- Radio Tester 1 (CMW500) Out
In Channel 2 <- BEQ Filter 1 R <- Mic Amp. (Slot 6) In 2 <- HATS 1 (HMS II.3) Mic. Right

Analog In Mainboard Settings (Analog In 1/2)

Range Ch. 1	0.00 dB	Ch. 0 Float	On
Range Ch. 2	0.00 dB	Ch. 1 Float	On

Analog Out Mainboard Settings (Analog Out 1/2)

Range Ch. 1	0.00 dB	Range Ch. 2	0.00 dB
-------------	---------	-------------	---------

Microphone Settings (Mic Amp. (Slot 6))

Channel In 1 Settings			
Range	114 dB[SPL] @ 12.5 mV/Pa	Highpass	Off
Polarisation Voltage	200V	Supply Voltage	±60V
Channel In 2 Settings			
Range	114 dB[SPL] @ 12.5 mV/Pa	Highpass	20Hz
Polarisation Voltage	200V	Supply Voltage	±60V
Channel In 3 Settings			
Range	114 dB[SPL] @ 12.5 mV/Pa	Highpass	Off
Polarisation Voltage	200V	Supply Voltage	±60V
Channel In 4 Settings			
Range	114 dB[SPL] @ 12.5 mV/Pa	Highpass	Off
Polarisation Voltage	200V	Supply Voltage	±60V

BEQ Settings (BEQ Filter 1)

Block mode Bypass

Artificial Head Settings (HATS 1 (HMS II.3))

Ser. Nr.	12306613	Pinna Type	Type 3.3
----------	----------	------------	----------

HIB Settings

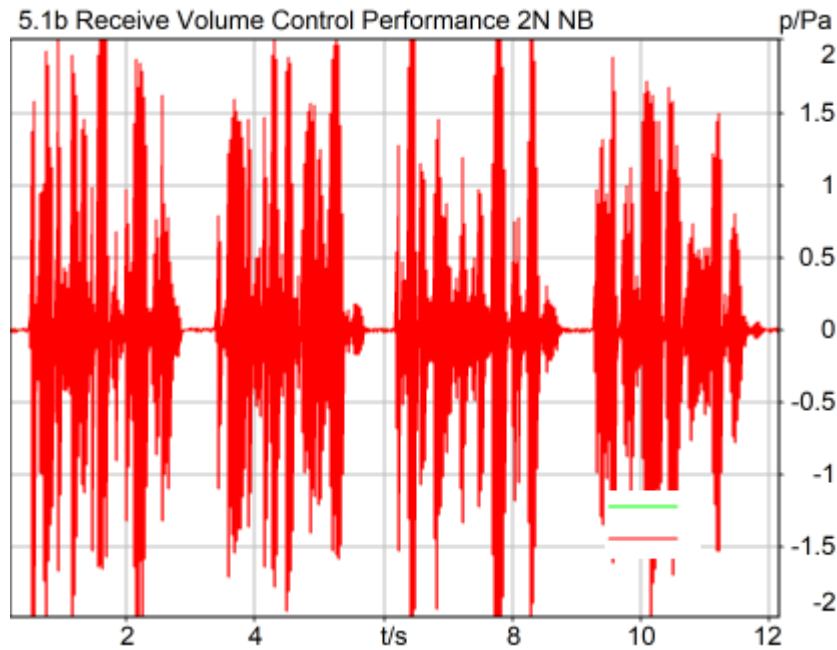
HIB Name	60020095	Serial	60020095
HIB Mode	Mobile Measurement	Impedance	32 Ohm
Gain out 1	-40.00 dB	Gain out 2	0.00 dB
Gain in 1	0.00 dB	Gain in 2	0.00 dB

Mic 1 Power Supply Off

Mic 2 Power Supply Off

5.1b Receive Volume Control Performance 2N NB

TIA-5050 (2018-01) \ Measurements \ Narrowband



Correction

X - 70

Speech Level RCV: 84.28 dB[SPL], Act.: 80.99%

Corrected Speech Level: 14.28 dB[SPL] Ok

Ok

2024/1/20 11:27 ACQUA 5.1.200

Limits

	lower
Run 1	6.00 dB20uPa

Meas. Setting off

Underlying Standard: TIA-5050 (2018-01)

Database Version: 40_HAC_Suite_Rev03

Calibration

Input ch.2: 0.49 dB 2023/11/1 (HATS 1 (HMS II.3))

Output ch.2: 0.00 dB 2023/6/27 (Radio Tester 1 (CMW500))

HHP IV Settings (Setting: STD:(0,0,0) rel AHP)

MECRP Delta Ye	0.0 mm	Rotation Delta A	0.0 °
		Rotation Delta C	0.0 °

MECRP Delta Ze	0.0 mm	Rotation Delta B	5.0 °
Delta Xe	0.0 mm	Delta A	0.0 °
Delta Ye	0.0 mm	Delta C	0.0 °
Delta Ze	0.0 mm	Delta B	0.0 °
Ym	-1.6 mm	Ear Type	3.3 Coordinates

Mounting: Right Ear
Force to apply: 2.0 N, Force reached: 2.0 N

Output Equalization/Filter

Mouth Eq. Ch.1: HATS 1 (HMS II.3)

Analysis

Direction	Out 2 -> In 2	Range length	12000.00 ms
Range start	200.00 ms	FIR filter	drp2ff_ieee1652
Use FIR Filter	Ch2	Margin (15.9dB nom)	
Bandpass filter	Narrow Band		
15.90 dB			

Special Features

Show source signal Source ch.2
Compensate delay 190.8000 ms (D_RCV_NB, Delay (Cross))

labCORE Settings

labCORE Serial	77000207	Nickname	
Firmware	3.4.17	Sync Source	Internal
Clock Pitch	0.00 ppm		

labCORE Routing

Out Channel 1 -> Power Amp. (Slot 10) 1 -> HATS 1 (HMS II.3) Speaker
Out Channel 2 -> Analog Out 1/2 2 -> Radio Tester 1 (CMW500) In
In Channel 1 <- Analog In 1/2 In 1 <- Radio Tester 1 (CMW500) Out
In Channel 2 <- BEQ Filter 1 R <- Mic Amp. (Slot 6) In 2 <- HATS 1 (HMS II.3) Mic. Right

Analog In Mainboard Settings (Analog In 1/2)

Range Ch. 1	0.00 dB	Ch. 0 Float	On
Range Ch. 2	0.00 dB	Ch. 1 Float	On

Analog Out Mainboard Settings (Analog Out 1/2)

Range Ch. 1	0.00 dB	Range Ch. 2	0.00 dB
-------------	---------	-------------	---------

Microphone Settings (Mic Amp. (Slot 6))

Channel In 1 Settings			
Range	114 dB[SPL] @ 12.5 mV/Pa	Highpass	Off
Polarisation Voltage	200V	Supply Voltage	±60V
Channel In 2 Settings			
Range	114 dB[SPL] @ 12.5 mV/Pa	Highpass	20Hz
Polarisation Voltage	200V	Supply Voltage	±60V
Channel In 3 Settings			
Range	114 dB[SPL] @ 12.5 mV/Pa	Highpass	Off
Polarisation Voltage	200V	Supply Voltage	±60V
Channel In 4 Settings			
Range	114 dB[SPL] @ 12.5 mV/Pa	Highpass	Off
Polarisation Voltage	200V	Supply Voltage	±60V

BEQ Settings (BEQ Filter 1)

Block mode Bypass

Artificial Head Settings (HATS 1 (HMS II.3))

Ser. Nr.	12306613	Pinna Type	Type 3.3
----------	----------	------------	----------

HIB Settings

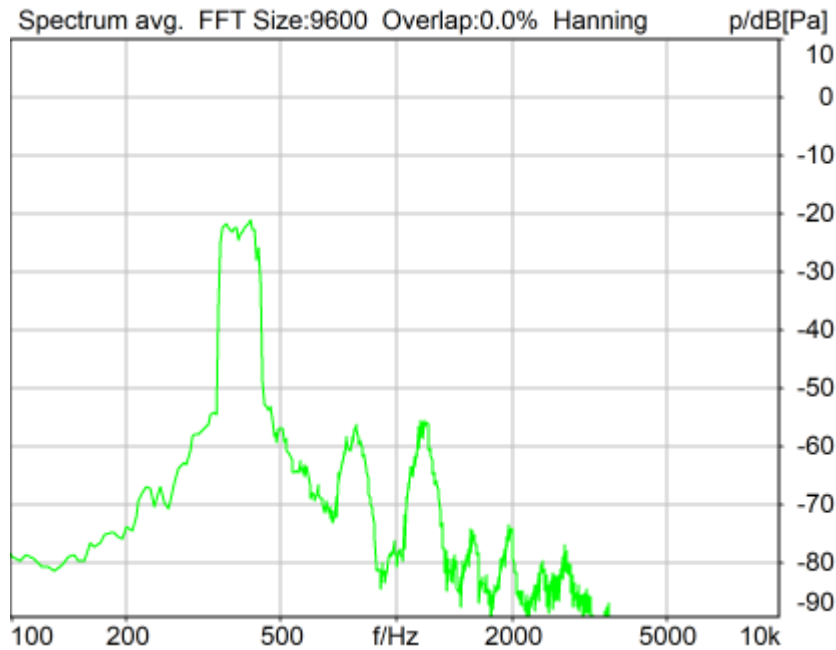
HIB Name	60020095	Serial	60020095
HIB Mode	Mobile Measurement	Impedance	32 Ohm
Gain out 1	-40.00 dB	Gain out 2	0.00 dB
Gain in 1	0.00 dB	Gain in 2	0.00 dB

Mic 1 Power Supply Off

Mic 2 Power Supply Off

5.2 RCV Distortion and Noise - 400 Hz NB

TIA-5050 (2018-01) \ Measurements \ Narrowband \ 5.2 Receive Distortion and Noise 8N



Distortion (Noise) RCV (packed): 30.44 dB (3.01%) Ok

Ok

2024/1/10 10:40 ACQUA 5.1.200

Unmodified HEAD acoustics Measurement Descriptor

Limits

	lower
Run 1	20.00 dB

Meas. Setting off

Underlying Standard: TIA-5050 (2018-01)

Database Version: 40_HAC_Suite_Rev03

Source: act_rpn_b250ms_400hz_sr20dbm0_v02.dat

Level adj. Ch1 -90.0 dB

Calibration

Input ch.2: 0.49 dB 2023/11/1 (HATS 1 (HMS II.3))

Output ch.2: 0.00 dB 2023/6/27 (Radio Tester 1 (CMW500))

HHP IV Settings (Setting: STD:(0,0,0) rel AHP)

MECRP Delta Ye	0.0 mm	Rotation Delta A	0.0 °
MECRP Delta Ze	0.0 mm	Rotation Delta C	0.0 °
Delta Xe	0.0 mm	Rotation Delta B	5.0 °
Delta Ye	0.0 mm	Delta A	0.0 °
		Delta C	0.0 °

Delta Ze	0.0 mm	Delta B	0.0 °
Ym	-6.8 mm	Ear Type	3.3 Coordinates

Mounting: Right Ear
Force to apply: 8.0 N, Force reached: 7.9 N

Output Equalization/Filter

Mouth Eq. Ch.1: HATS 1 (HMS II.3)

Analysis

Direction	Out 2 -> In 2	Range length	200.00 ms
Range start	13550.00 ms	Sequence length	400.00 ms
Number of seq.	10	FIR filter	drp2ff_ieee1652
Use FIR Filter	Ch2	DRP/ERP Ch.2:	Off
DRP/ERP Ch.1:	Off	Frequency base	Transformation
FFT size	9600	Overlap	0 %
Window function.	Hanning	Smooth	Off
dB weighting	A Weighting	Stimulus max.	480.0 Hz
Stimulus min.	320.0 Hz	Analysis max.	315.0 Hz
Analysis min.	20.0 Hz	Analysis (2) max.	20000.0 Hz
Analysis (2) min.	485.0 Hz		

Special Features

Compensate delay 190.7000 ms (D_RCV_NB, Delay (Cross))
Store to variable RCVNB10_400Hz

labCORE Settings

labCORE Serial	77000207	Nickname	
Firmware	3.4.17	Sync Source	Internal
Clock Pitch	0.00 ppm		

labCORE Routing

Out Channel 1 -> Power Amp. (Slot 10) 1 -> HATS 1 (HMS II.3) Speaker
Out Channel 2 -> Analog Out 1/2 2 -> Radio Tester 1 (CMW500) In
In Channel 1 <- Analog In 1/2 In 1 <- Radio Tester 1 (CMW500) Out
In Channel 2 <- BEQ Filter 1 R <- Mic Amp. (Slot 6) In 2 <- HATS 1 (HMS II.3) Mic. Right

Analog In Mainboard Settings (Analog In 1/2)

Range Ch. 1	0.00 dB	Ch. 0 Float	On
Range Ch. 2	0.00 dB	Ch. 1 Float	On

Analog Out Mainboard Settings (Analog Out 1/2)

Range Ch. 1	0.00 dB	Range Ch. 2	0.00 dB
-------------	---------	-------------	---------

Microphone Settings (Mic Amp. (Slot 6))**Channel In 1 Settings**

Range	114 dB[SPL] @ 12.5 mV/Pa	Highpass	Off
Polarisation Voltage	200V	Supply Voltage	±60V

Channel In 2 Settings

Range	114 dB[SPL] @ 12.5 mV/Pa	Highpass	20Hz
Polarisation Voltage	200V	Supply Voltage	±60V

Channel In 3 Settings

Range	114 dB[SPL] @ 12.5 mV/Pa	Highpass	Off
Polarisation Voltage	200V	Supply Voltage	±60V

Channel In 4 Settings

Range	114 dB[SPL] @ 12.5 mV/Pa	Highpass	Off
Polarisation Voltage	200V	Supply Voltage	±60V

BEQ Settings (BEQ Filter 1)

Block mode Bypass

Artificial Head Settings (HATS 1 (HMS II.3))

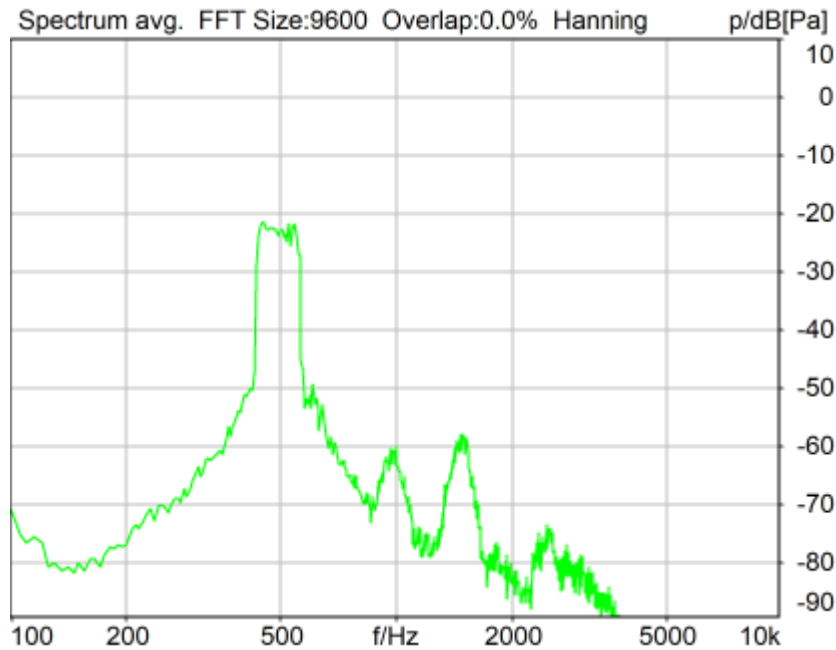
Ser. Nr.	12306613	Pinna Type	Type 3.3
----------	----------	------------	----------

HIB Settings

HIB Name	60020095	Serial	60020095
HIB Mode	Mobile Measurement	Impedance	32 Ohm
Gain out 1	-40.00 dB	Gain out 2	0.00 dB
Gain in 1	0.00 dB	Gain in 2	0.00 dB
Mic 1 Power Supply	Off	Mic 2 Power Supply	Off

5.2 RCV Distortion and Noise - 500 Hz NB

TIA-5050 (2018-01) \ Measurements \ Narrowband \ 5.2 Receive Distortion and Noise 8N



Distortion (Noise) RCV (packed): 30.00 dB (3.16%) Ok

Ok

2024/1/10 10:41 ACQUA 5.1.200

Unmodified HEAD acoustics Measurement Descriptor

Limits

	lower
Run 1	20.00 dB

Meas. Setting off

Underlying Standard: TIA-5050 (2018-01)

Database Version: 40_HAC_Suite_Rev03

Source: act_rpn_b250ms_500hz_sr20dbm0_v02.dat

Level adj. Ch1 -90.0 dB

Calibration

Input ch.2: 0.49 dB 2023/11/1 (HATS 1 (HMS II.3))

Output ch.2: 0.00 dB 2023/6/27 (Radio Tester 1 (CMW500))

HHP IV Settings (Setting: STD:(0,0,0) rel AHP)

MECRP Delta Ye	0.0 mm	Rotation Delta A	0.0 °
MECRP Delta Ze	0.0 mm	Rotation Delta C	0.0 °
Delta Xe	0.0 mm	Rotation Delta B	5.0 °
Delta Ye	0.0 mm	Delta A	0.0 °
		Delta C	0.0 °

Delta Ze	0.0 mm	Delta B	0.0 °
Ym	-6.8 mm	Ear Type	3.3 Coordinates

Mounting: Right Ear
Force to apply: 8.0 N, Force reached: 7.9 N

Output Equalization/Filter

Mouth Eq. Ch.1: HATS 1 (HMS II.3)

Analysis

Direction	Out 2 -> In 2	Range length	200.00 ms
Range start	13550.00 ms	Sequence length	400.00 ms
Number of seq.	10	FIR filter	drp2ff_ieee1652
Use FIR Filter	Ch2	DRP/ERP Ch.2:	Off
DRP/ERP Ch.1:	Off	Frequency base	Transformation
FFT size	9600	Overlap	0 %
Window function.	Hanning	Smooth	Off
dB weighting	A Weighting	Stimulus max.	595.0 Hz
Stimulus min.	410.0 Hz	Analysis max.	405.0 Hz
Analysis min.	20.0 Hz	Analysis (2) max.	20000.0 Hz
Analysis (2) min.	600.0 Hz		

Special Features

Compensate delay 190.7000 ms (D_RCV_NB, Delay (Cross))
Store to variable RCVNB10_500Hz

labCORE Settings

labCORE Serial	77000207	Nickname	
Firmware	3.4.17	Sync Source	Internal
Clock Pitch	0.00 ppm		

labCORE Routing

Out Channel 1 -> Power Amp. (Slot 10) 1 -> HATS 1 (HMS II.3) Speaker
Out Channel 2 -> Analog Out 1/2 2 -> Radio Tester 1 (CMW500) In
In Channel 1 <- Analog In 1/2 In 1 <- Radio Tester 1 (CMW500) Out
In Channel 2 <- BEQ Filter 1 R <- Mic Amp. (Slot 6) In 2 <- HATS 1 (HMS II.3) Mic. Right

Analog In Mainboard Settings (Analog In 1/2)

Range Ch. 1	0.00 dB	Ch. 0 Float	On
Range Ch. 2	0.00 dB	Ch. 1 Float	On

Analog Out Mainboard Settings (Analog Out 1/2)

Range Ch. 1	0.00 dB	Range Ch. 2	0.00 dB
-------------	---------	-------------	---------

Microphone Settings (Mic Amp. (Slot 6))**Channel In 1 Settings**

Range	114 dB[SPL] @ 12.5 mV/Pa	Highpass	Off
Polarisation Voltage	200V	Supply Voltage	±60V

Channel In 2 Settings

Range	114 dB[SPL] @ 12.5 mV/Pa	Highpass	20Hz
Polarisation Voltage	200V	Supply Voltage	±60V

Channel In 3 Settings

Range	114 dB[SPL] @ 12.5 mV/Pa	Highpass	Off
Polarisation Voltage	200V	Supply Voltage	±60V

Channel In 4 Settings

Range	114 dB[SPL] @ 12.5 mV/Pa	Highpass	Off
Polarisation Voltage	200V	Supply Voltage	±60V

BEQ Settings (BEQ Filter 1)

Block mode Bypass

Artificial Head Settings (HATS 1 (HMS II.3))

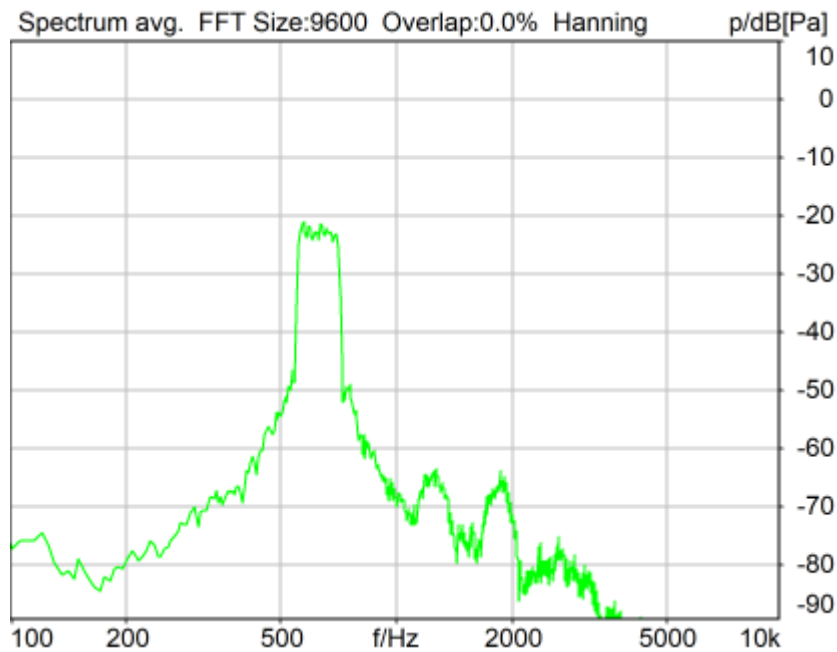
Ser. Nr.	12306613	Pinna Type	Type 3.3
----------	----------	------------	----------

HIB Settings

HIB Name	60020095	Serial	60020095
HIB Mode	Mobile Measurement	Impedance	32 Ohm
Gain out 1	-40.00 dB	Gain out 2	0.00 dB
Gain in 1	0.00 dB	Gain in 2	0.00 dB
Mic 1 Power Supply	Off	Mic 2 Power Supply	Off

5.2 RCV Distortion and Noise - 630 Hz NB

TIA-5050 (2018-01) \ Measurements \ Narrowband \ 5.2 Receive Distortion and Noise 8N



Distortion (Noise) RCV (packed): 31.20 dB (2.75%) Ok

Ok

2024/1/10 10:41 ACQUA 5.1.200

Unmodified HEAD acoustics Measurement Descriptor

Limits

	lower
Run 1	20.00 dB

Meas. Setting off

Underlying Standard: TIA-5050 (2018-01)

Database Version: 40_HAC_Suite_Rev03

Source: act_rpn_b250ms_630hz_sr20dbm0_v02.dat

Level adj. Ch1 -90.0 dB

Calibration

Input ch.2: 0.49 dB 2023/11/1 (HATS 1 (HMS II.3))

Output ch.2: 0.00 dB 2023/6/27 (Radio Tester 1 (CMW500))

HHP IV Settings (Setting: STD:(0,0,0) rel AHP)

MECRP Delta Ye	0.0 mm	Rotation Delta A	0.0 °
MECRP Delta Ze	0.0 mm	Rotation Delta C	0.0 °
Delta Xe	0.0 mm	Rotation Delta B	5.0 °
Delta Ye	0.0 mm	Delta A	0.0 °
		Delta C	0.0 °

Delta Ze	0.0 mm	Delta B	0.0 °
Ym	-6.8 mm	Ear Type	3.3 Coordinates

Mounting: Right Ear
Force to apply: 8.0 N, Force reached: 7.9 N

Output Equalization/Filter

Mouth Eq. Ch.1: HATS 1 (HMS II.3)

Analysis

Direction	Out 2 -> In 2	Range length	200.00 ms
Range start	13550.00 ms	Sequence length	400.00 ms
Number of seq.	10	FIR filter	drp2ff_ieee1652
Use FIR Filter	Ch2	DRP/ERP Ch.2:	Off
DRP/ERP Ch.1:	Off	Frequency base	Transformation
FFT size	9600	Overlap	0 %
Window function.	Hanning	Smooth	Off
dB weighting	A Weighting	Stimulus max.	745.0 Hz
Stimulus min.	525.0 Hz	Analysis max.	520.0 Hz
Analysis min.	20.0 Hz	Analysis (2) max.	20000.0 Hz
Analysis (2) min.	750.0 Hz		

Special Features

Compensate delay 190.7000 ms (D_RCV_NB, Delay (Cross))
Store to variable RCVNB10_630Hz

labCORE Settings

labCORE Serial	77000207	Nickname	
Firmware	3.4.17	Sync Source	Internal
Clock Pitch	0.00 ppm		

labCORE Routing

Out Channel 1 -> Power Amp. (Slot 10) 1 -> HATS 1 (HMS II.3) Speaker
Out Channel 2 -> Analog Out 1/2 2 -> Radio Tester 1 (CMW500) In
In Channel 1 <- Analog In 1/2 In 1 <- Radio Tester 1 (CMW500) Out
In Channel 2 <- BEQ Filter 1 R <- Mic Amp. (Slot 6) In 2 <- HATS 1 (HMS II.3) Mic. Right

Analog In Mainboard Settings (Analog In 1/2)

Range Ch. 1	0.00 dB	Ch. 0 Float	On
Range Ch. 2	0.00 dB	Ch. 1 Float	On

Analog Out Mainboard Settings (Analog Out 1/2)

Range Ch. 1	0.00 dB	Range Ch. 2	0.00 dB
-------------	---------	-------------	---------

Microphone Settings (Mic Amp. (Slot 6))**Channel In 1 Settings**

Range	114 dB[SPL] @ 12.5 mV/Pa	Highpass	Off
Polarisation Voltage	200V	Supply Voltage	±60V

Channel In 2 Settings

Range	114 dB[SPL] @ 12.5 mV/Pa	Highpass	20Hz
Polarisation Voltage	200V	Supply Voltage	±60V

Channel In 3 Settings

Range	114 dB[SPL] @ 12.5 mV/Pa	Highpass	Off
Polarisation Voltage	200V	Supply Voltage	±60V

Channel In 4 Settings

Range	114 dB[SPL] @ 12.5 mV/Pa	Highpass	Off
Polarisation Voltage	200V	Supply Voltage	±60V

BEQ Settings (BEQ Filter 1)

Block mode Bypass

Artificial Head Settings (HATS 1 (HMS II.3))

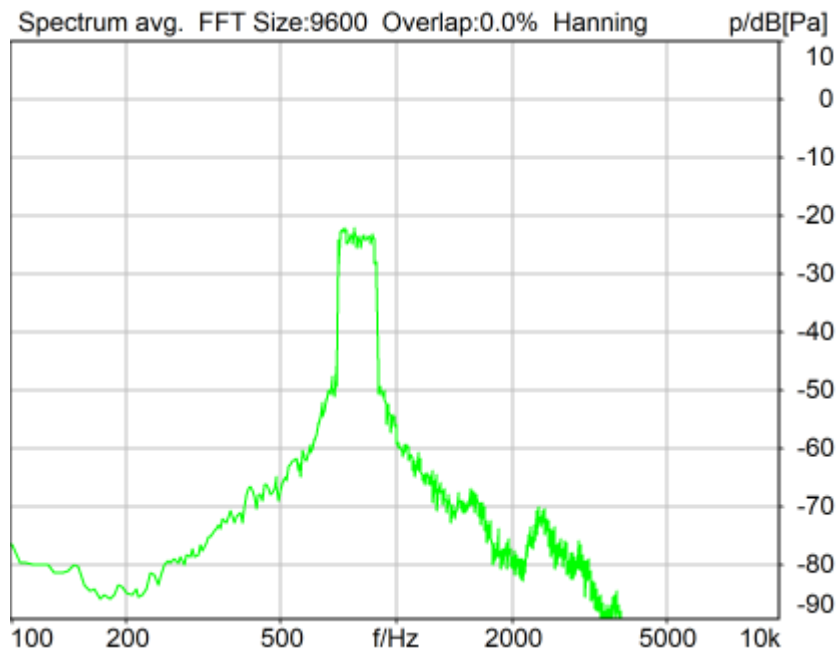
Ser. Nr.	12306613	Pinna Type	Type 3.3
----------	----------	------------	----------

HIB Settings

HIB Name	60020095	Serial	60020095
HIB Mode	Mobile Measurement	Impedance	32 Ohm
Gain out 1	-40.00 dB	Gain out 2	0.00 dB
Gain in 1	0.00 dB	Gain in 2	0.00 dB
Mic 1 Power Supply	Off	Mic 2 Power Supply	Off

5.2 RCV Distortion and Noise - 800 Hz NB

TIA-5050 (2018-01) \ Measurements \ Narrowband \ 5.2 Receive Distortion and Noise 8N



Distortion (Noise) RCV (packed): 30.03 dB (3.15%) Ok

Ok

2024/1/10 10:42 ACQUA 5.1.200

Unmodified HEAD acoustics Measurement Descriptor

Limits

	lower
Run 1	20.00 dB

Meas. Setting off

Underlying Standard: TIA-5050 (2018-01)

Database Version: 40_HAC_Suite_Rev03

Source: act_rpn_b250ms_800hz_sr20dbm0_v02.dat

Level adj. Ch1 -90.0 dB

Calibration

Input ch.2: 0.49 dB 2023/11/1 (HATS 1 (HMS II.3))

Output ch.2: 0.00 dB 2023/6/27 (Radio Tester 1 (CMW500))

HHP IV Settings (Setting: STD:(0,0,0) rel AHP)

MECRP Delta Ye	0.0 mm	Rotation Delta A	0.0 °
MECRP Delta Ze	0.0 mm	Rotation Delta C	0.0 °
Delta Xe	0.0 mm	Rotation Delta B	5.0 °
Delta Ye	0.0 mm	Delta A	0.0 °
		Delta C	0.0 °

Delta Ze	0.0 mm	Delta B	0.0 °
Ym	-6.8 mm	Ear Type	3.3 Coordinates

Mounting: Right Ear
Force to apply: 8.0 N, Force reached: 7.9 N

Output Equalization/Filter

Mouth Eq. Ch.1: HATS 1 (HMS II.3)

Analysis

Direction	Out 2 -> In 2	Range length	200.00 ms
Range start	13550.00 ms	Sequence length	400.00 ms
Number of seq.	10	FIR filter	drp2ff_ieee1652
Use FIR Filter	Ch2	DRP/ERP Ch.2:	Off
DRP/ERP Ch.1:	Off	Frequency base	Transformation
FFT size	9600	Overlap	0 %
Window function.	Hanning	Smooth	Off
dB weighting	A Weighting	Stimulus max.	925.0 Hz
Stimulus min.	675.0 Hz	Analysis max.	670.0 Hz
Analysis min.	20.0 Hz	Analysis (2) max.	20000.0 Hz
Analysis (2) min.	930.0 Hz		

Special Features

Compensate delay 190.7000 ms (D_RCV_NB, Delay (Cross))
Store to variable RCVNB10_800Hz

labCORE Settings

labCORE Serial	77000207	Nickname	
Firmware	3.4.17	Sync Source	Internal
Clock Pitch	0.00 ppm		

labCORE Routing

Out Channel 1 -> Power Amp. (Slot 10) 1 -> HATS 1 (HMS II.3) Speaker
Out Channel 2 -> Analog Out 1/2 2 -> Radio Tester 1 (CMW500) In
In Channel 1 <- Analog In 1/2 In 1 <- Radio Tester 1 (CMW500) Out
In Channel 2 <- BEQ Filter 1 R <- Mic Amp. (Slot 6) In 2 <- HATS 1 (HMS II.3) Mic. Right

Analog In Mainboard Settings (Analog In 1/2)

Range Ch. 1	0.00 dB	Ch. 0 Float	On
Range Ch. 2	0.00 dB	Ch. 1 Float	On

Analog Out Mainboard Settings (Analog Out 1/2)

Range Ch. 1	0.00 dB	Range Ch. 2	0.00 dB
-------------	---------	-------------	---------

Microphone Settings (Mic Amp. (Slot 6))**Channel In 1 Settings**

Range	114 dB[SPL] @ 12.5 mV/Pa	Highpass	Off
Polarisation Voltage	200V	Supply Voltage	±60V

Channel In 2 Settings

Range	114 dB[SPL] @ 12.5 mV/Pa	Highpass	20Hz
Polarisation Voltage	200V	Supply Voltage	±60V

Channel In 3 Settings

Range	114 dB[SPL] @ 12.5 mV/Pa	Highpass	Off
Polarisation Voltage	200V	Supply Voltage	±60V

Channel In 4 Settings

Range	114 dB[SPL] @ 12.5 mV/Pa	Highpass	Off
Polarisation Voltage	200V	Supply Voltage	±60V

BEQ Settings (BEQ Filter 1)

Block mode Bypass

Artificial Head Settings (HATS 1 (HMS II.3))

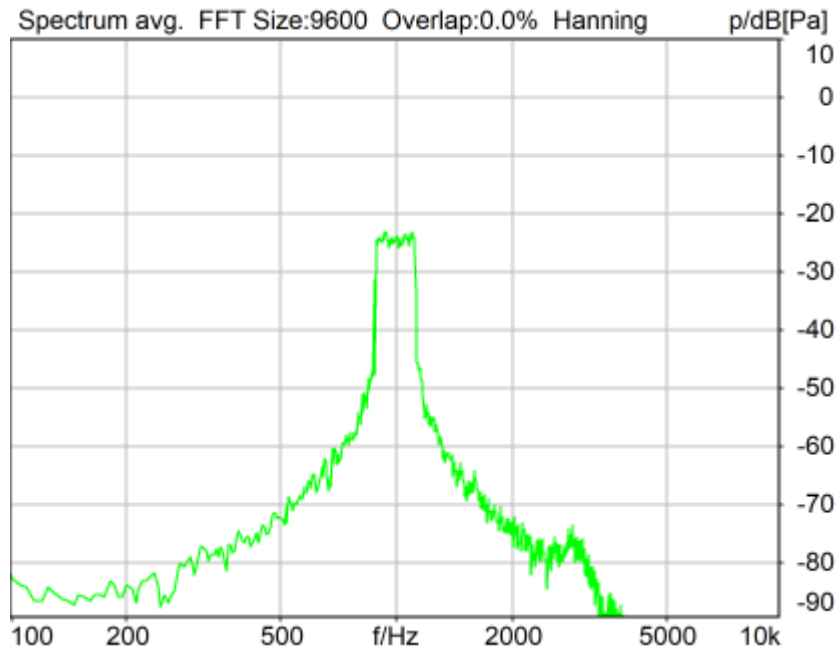
Ser. Nr.	12306613	Pinna Type	Type 3.3
----------	----------	------------	----------

HIB Settings

HIB Name	60020095	Serial	60020095
HIB Mode	Mobile Measurement	Impedance	32 Ohm
Gain out 1	-40.00 dB	Gain out 2	0.00 dB
Gain in 1	0.00 dB	Gain in 2	0.00 dB
Mic 1 Power Supply	Off	Mic 2 Power Supply	Off

5.2 RCV Distortion and Noise - 1000 Hz NB

TIA-5050 (2018-01) \ Measurements \ Narrowband \ 5.2 Receive Distortion and Noise 8N



Distortion (Noise) RCV (packed): 28.66 dB (3.69%) Ok

Ok

2024/1/10 10:42 ACQUA 5.1.200

Unmodified HEAD acoustics Measurement Descriptor

Limits

	lower
Run 1	20.00 dB

Meas. Setting off

Underlying Standard: TIA-5050 (2018-01)

Database Version: 40_HAC_Suite_Rev03

Source: act_rpn_b250ms_1000hz_sr20dbm0_v02.dat

Level adj. Ch1 -90.0 dB

Calibration

Input ch.2: 0.49 dB 2023/11/1 (HATS 1 (HMS II.3))

Output ch.2: 0.00 dB 2023/6/27 (Radio Tester 1 (CMW500))

HHP IV Settings (Setting: STD:(0,0,0) rel AHP)

MECRP Delta Ye	0.0 mm	Rotation Delta A	0.0 °
MECRP Delta Ze	0.0 mm	Rotation Delta C	0.0 °
Delta Xe	0.0 mm	Rotation Delta B	5.0 °
Delta Ye	0.0 mm	Delta A	0.0 °
		Delta C	0.0 °

Delta Ze	0.0 mm	Delta B	0.0 °
Ym	-6.8 mm	Ear Type	3.3 Coordinates

Mounting: Right Ear
Force to apply: 8.0 N, Force reached: 7.9 N

Output Equalization/Filter

Mouth Eq. Ch.1: HATS 1 (HMS II.3)

Analysis

Direction	Out 2 -> In 2	Range length	200.00 ms
Range start	13550.00 ms	Sequence length	400.00 ms
Number of seq.	10	FIR filter	drp2ff_ieee1652
Use FIR Filter	Ch2	DRP/ERP Ch.2:	Off
DRP/ERP Ch.1:	Off	Frequency base	Transformation
FFT size	9600	Overlap	0 %
Window function.	Hanning	Smooth	Off
dB weighting	A Weighting	Stimulus max.	1155.0 Hz
Stimulus min.	855.0 Hz	Analysis max.	850.0 Hz
Analysis min.	20.0 Hz	Analysis (2) max.	20000.0 Hz
Analysis (2) min.	1160.0 Hz		

Special Features

Compensate delay 190.7000 ms (D_RCV_NB, Delay (Cross))
Store to variable RCVNB10_1000Hz

labCORE Settings

labCORE Serial	77000207	Nickname	
Firmware	3.4.17	Sync Source	Internal
Clock Pitch	0.00 ppm		

labCORE Routing

Out Channel 1 -> Power Amp. (Slot 10) 1 -> HATS 1 (HMS II.3) Speaker
Out Channel 2 -> Analog Out 1/2 2 -> Radio Tester 1 (CMW500) In
In Channel 1 <- Analog In 1/2 In 1 <- Radio Tester 1 (CMW500) Out
In Channel 2 <- BEQ Filter 1 R <- Mic Amp. (Slot 6) In 2 <- HATS 1 (HMS II.3) Mic. Right

Analog In Mainboard Settings (Analog In 1/2)

Range Ch. 1	0.00 dB	Ch. 0 Float	On
Range Ch. 2	0.00 dB	Ch. 1 Float	On

Analog Out Mainboard Settings (Analog Out 1/2)

Range Ch. 1	0.00 dB	Range Ch. 2	0.00 dB
-------------	---------	-------------	---------

Microphone Settings (Mic Amp. (Slot 6))**Channel In 1 Settings**

Range	114 dB[SPL] @ 12.5 mV/Pa	Highpass	Off
Polarisation Voltage	200V	Supply Voltage	±60V

Channel In 2 Settings

Range	114 dB[SPL] @ 12.5 mV/Pa	Highpass	20Hz
Polarisation Voltage	200V	Supply Voltage	±60V

Channel In 3 Settings

Range	114 dB[SPL] @ 12.5 mV/Pa	Highpass	Off
Polarisation Voltage	200V	Supply Voltage	±60V

Channel In 4 Settings

Range	114 dB[SPL] @ 12.5 mV/Pa	Highpass	Off
Polarisation Voltage	200V	Supply Voltage	±60V

BEQ Settings (BEQ Filter 1)

Block mode Bypass

Artificial Head Settings (HATS 1 (HMS II.3))

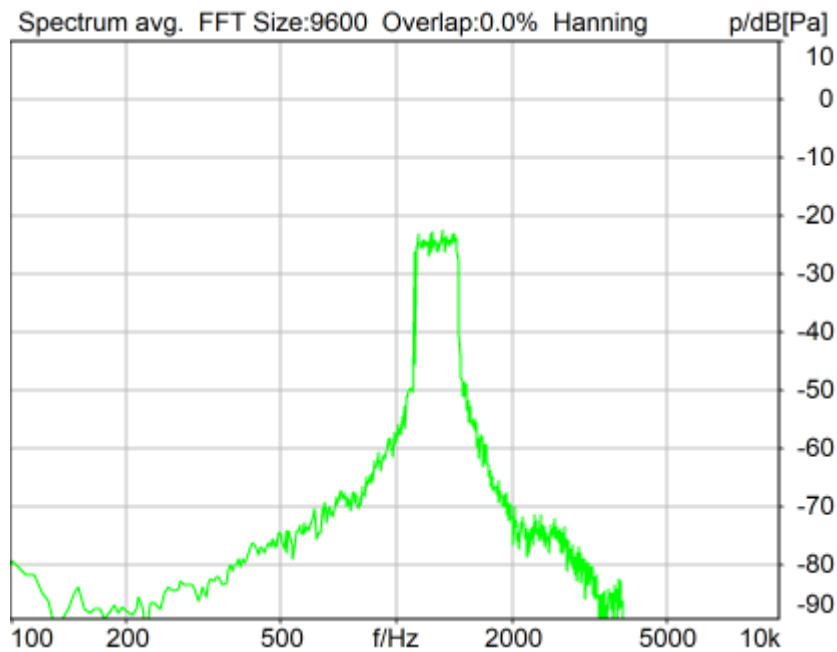
Ser. Nr.	12306613	Pinna Type	Type 3.3
----------	----------	------------	----------

HIB Settings

HIB Name	60020095	Serial	60020095
HIB Mode	Mobile Measurement	Impedance	32 Ohm
Gain out 1	-40.00 dB	Gain out 2	0.00 dB
Gain in 1	0.00 dB	Gain in 2	0.00 dB
Mic 1 Power Supply	Off	Mic 2 Power Supply	Off

5.2 RCV Distortion and Noise - 1250 Hz NB

TIA-5050 (2018-01) \ Measurements \ Narrowband \ 5.2 Receive Distortion and Noise 8N



Distortion (Noise) RCV (packed): 26.06 dB (4.98%) Ok

Ok

2024/1/10 10:42 ACQUA 5.1.200

Unmodified HEAD acoustics Measurement Descriptor

Limits

	lower
Run 1	20.00 dB

Meas. Setting off

Underlying Standard: TIA-5050 (2018-01)

Database Version: 40_HAC_Suite_Rev03

Source: act_rpn_b250ms_1250hz_sr20dbm0_v02.dat

Level adj. Ch1 -90.0 dB

Calibration

Input ch.2: 0.49 dB 2023/11/1 (HATS 1 (HMS II.3))

Output ch.2: 0.00 dB 2023/6/27 (Radio Tester 1 (CMW500))

HHP IV Settings (Setting: STD:(0,0,0) rel AHP)

MECRP Delta Ye	0.0 mm	Rotation Delta A	0.0 °
MECRP Delta Ze	0.0 mm	Rotation Delta C	0.0 °
Delta Xe	0.0 mm	Rotation Delta B	5.0 °
Delta Ye	0.0 mm	Delta A	0.0 °
		Delta C	0.0 °

Delta Ze	0.0 mm	Delta B	0.0 °
Ym	-6.8 mm	Ear Type	3.3 Coordinates

Mounting: Right Ear
Force to apply: 8.0 N, Force reached: 7.9 N

Output Equalization/Filter

Mouth Eq. Ch.1: HATS 1 (HMS II.3)

Analysis

Direction	Out 2 -> In 2	Range length	200.00 ms
Range start	13550.00 ms	Sequence length	400.00 ms
Number of seq.	10	FIR filter	drp2ff_ieee1652
Use FIR Filter	Ch2	DRP/ERP Ch.2:	Off
DRP/ERP Ch.1:	Off	Frequency base	Transformation
FFT size	9600	Overlap	0 %
Window function.	Hanning	Smooth	Off
dB weighting	A Weighting	Stimulus max.	1450.0 Hz
Stimulus min.	1085.0 Hz	Analysis max.	1080.0 Hz
Analysis min.	20.0 Hz	Analysis (2) max.	20000.0 Hz
Analysis (2) min.	1455.0 Hz		

Special Features

Compensate delay 190.7000 ms (D_RCV_NB, Delay (Cross))
Store to variable RCVNB10_1250Hz

labCORE Settings

labCORE Serial	77000207	Nickname	
Firmware	3.4.17	Sync Source	Internal
Clock Pitch	0.00 ppm		

labCORE Routing

Out Channel 1 -> Power Amp. (Slot 10) 1 -> HATS 1 (HMS II.3) Speaker
Out Channel 2 -> Analog Out 1/2 2 -> Radio Tester 1 (CMW500) In
In Channel 1 <- Analog In 1/2 In 1 <- Radio Tester 1 (CMW500) Out
In Channel 2 <- BEQ Filter 1 R <- Mic Amp. (Slot 6) In 2 <- HATS 1 (HMS II.3) Mic. Right

Analog In Mainboard Settings (Analog In 1/2)

Range Ch. 1	0.00 dB	Ch. 0 Float	On
Range Ch. 2	0.00 dB	Ch. 1 Float	On

Analog Out Mainboard Settings (Analog Out 1/2)

Range Ch. 1	0.00 dB	Range Ch. 2	0.00 dB
-------------	---------	-------------	---------

Microphone Settings (Mic Amp. (Slot 6))**Channel In 1 Settings**

Range	114 dB[SPL] @ 12.5 mV/Pa	Highpass	Off
Polarisation Voltage	200V	Supply Voltage	±60V

Channel In 2 Settings

Range	114 dB[SPL] @ 12.5 mV/Pa	Highpass	20Hz
Polarisation Voltage	200V	Supply Voltage	±60V

Channel In 3 Settings

Range	114 dB[SPL] @ 12.5 mV/Pa	Highpass	Off
Polarisation Voltage	200V	Supply Voltage	±60V

Channel In 4 Settings

Range	114 dB[SPL] @ 12.5 mV/Pa	Highpass	Off
Polarisation Voltage	200V	Supply Voltage	±60V

BEQ Settings (BEQ Filter 1)

Block mode Bypass

Artificial Head Settings (HATS 1 (HMS II.3))

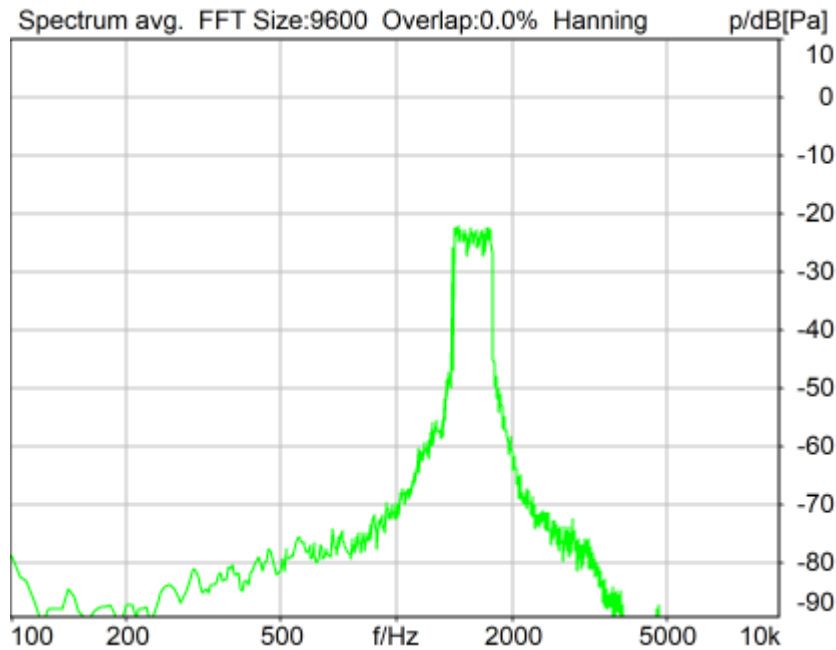
Ser. Nr.	12306613	Pinna Type	Type 3.3
----------	----------	------------	----------

HIB Settings

HIB Name	60020095	Serial	60020095
HIB Mode	Mobile Measurement	Impedance	32 Ohm
Gain out 1	-40.00 dB	Gain out 2	0.00 dB
Gain in 1	0.00 dB	Gain in 2	0.00 dB
Mic 1 Power Supply	Off	Mic 2 Power Supply	Off

5.2 RCV Distortion and Noise - 1600 Hz NB

TIA-5050 (2018-01) \ Measurements \ Narrowband \ 5.2 Receive Distortion and Noise 8N



Distortion (Noise) RCV (packed): 29.63 dB (3.30%) Ok

Ok

2024/1/10 10:43 ACQUA 5.1.200

Unmodified HEAD acoustics Measurement Descriptor

Limits

	lower
Run 1	20.00 dB

Meas. Setting off

Underlying Standard: TIA-5050 (2018-01)

Database Version: 40_HAC_Suite_Rev03

Source: act_rpn_b250ms_1600hz_sr20dbm0_v02.dat

Level adj. Ch1 -90.0 dB

Calibration

Input ch.2: 0.49 dB 2023/11/1 (HATS 1 (HMS II.3))

Output ch.2: 0.00 dB 2023/6/27 (Radio Tester 1 (CMW500))

HHP IV Settings (Setting: STD:(0,0,0) rel AHP)

MECRP Delta Ye	0.0 mm	Rotation Delta A	0.0 °
MECRP Delta Ze	0.0 mm	Rotation Delta C	0.0 °
Delta Xe	0.0 mm	Rotation Delta B	5.0 °
Delta Ye	0.0 mm	Delta A	0.0 °
		Delta C	0.0 °

Delta Ze	0.0 mm	Delta B	0.0 °
Ym	-6.9 mm	Ear Type	3.3 Coordinates

Mounting: Right Ear
Force to apply: 8.0 N, Force reached: 8.1 N

Output Equalization/Filter

Mouth Eq. Ch.1: HATS 1 (HMS II.3)

Analysis

Direction	Out 2 -> In 2	Range length	200.00 ms
Range start	13550.00 ms	Sequence length	400.00 ms
Number of seq.	10	FIR filter	drp2ff_ieee1652
Use FIR Filter	Ch2	DRP/ERP Ch.2:	Off
DRP/ERP Ch.1:	Off	Frequency base	Transformation
FFT size	9600	Overlap	0 %
Window function.	Hanning	Smooth	Off
dB weighting	A Weighting	Stimulus max.	1815.0 Hz
Stimulus min.	1375.0 Hz	Analysis max.	1370.0 Hz
Analysis min.	20.0 Hz	Analysis (2) max.	20000.0 Hz
Analysis (2) min.	1820.0 Hz		

Special Features

Compensate delay 190.7000 ms (D_RCV_NB, Delay (Cross))
Store to variable RCVNB10_1600Hz

labCORE Settings

labCORE Serial	77000207	Nickname	
Firmware	3.4.17	Sync Source	Internal
Clock Pitch	0.00 ppm		

labCORE Routing

Out Channel 1 -> Power Amp. (Slot 10) 1 -> HATS 1 (HMS II.3) Speaker
Out Channel 2 -> Analog Out 1/2 2 -> Radio Tester 1 (CMW500) In
In Channel 1 <- Analog In 1/2 In 1 <- Radio Tester 1 (CMW500) Out
In Channel 2 <- BEQ Filter 1 R <- Mic Amp. (Slot 6) In 2 <- HATS 1 (HMS II.3) Mic. Right

Analog In Mainboard Settings (Analog In 1/2)

Range Ch. 1	0.00 dB	Ch. 0 Float	On
Range Ch. 2	0.00 dB	Ch. 1 Float	On

Analog Out Mainboard Settings (Analog Out 1/2)

Range Ch. 1	0.00 dB	Range Ch. 2	0.00 dB
-------------	---------	-------------	---------

Microphone Settings (Mic Amp. (Slot 6))**Channel In 1 Settings**

Range	114 dB[SPL] @ 12.5 mV/Pa	Highpass	Off
Polarisation Voltage	200V	Supply Voltage	±60V

Channel In 2 Settings

Range	114 dB[SPL] @ 12.5 mV/Pa	Highpass	20Hz
Polarisation Voltage	200V	Supply Voltage	±60V

Channel In 3 Settings

Range	114 dB[SPL] @ 12.5 mV/Pa	Highpass	Off
Polarisation Voltage	200V	Supply Voltage	±60V

Channel In 4 Settings

Range	114 dB[SPL] @ 12.5 mV/Pa	Highpass	Off
Polarisation Voltage	200V	Supply Voltage	±60V

BEQ Settings (BEQ Filter 1)

Block mode Bypass

Artificial Head Settings (HATS 1 (HMS II.3))

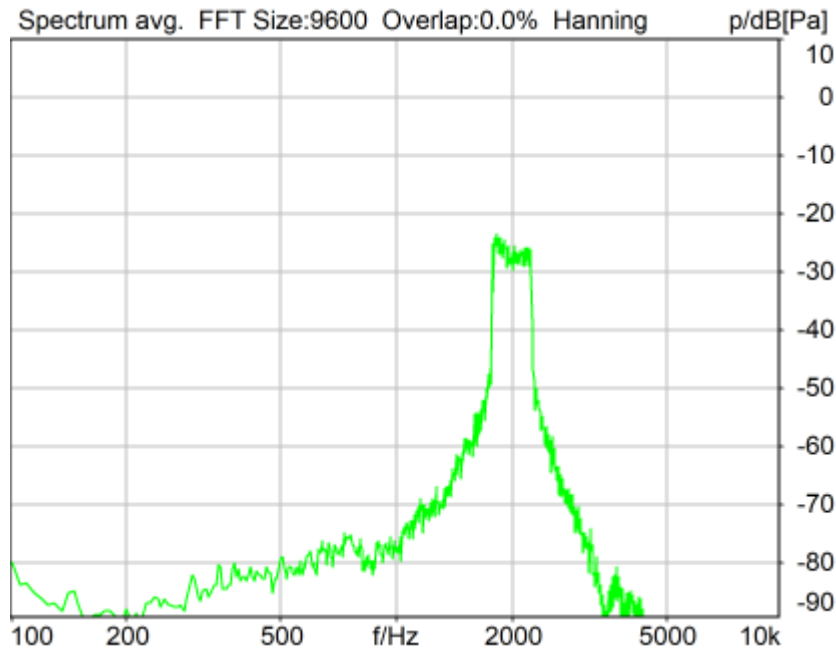
Ser. Nr.	12306613	Pinna Type	Type 3.3
----------	----------	------------	----------

HIB Settings

HIB Name	60020095	Serial	60020095
HIB Mode	Mobile Measurement	Impedance	32 Ohm
Gain out 1	-40.00 dB	Gain out 2	0.00 dB
Gain in 1	0.00 dB	Gain in 2	0.00 dB
Mic 1 Power Supply	Off	Mic 2 Power Supply	Off

5.2 RCV Distortion and Noise - 2000 Hz NB

TIA-5050 (2018-01) \ Measurements \ Narrowband \ 5.2 Receive Distortion and Noise 8N



Distortion (Noise) RCV (packed): 26.27 dB (4.86%) Ok

Ok

2024/1/10 10:44 ACQUA 5.1.200

Unmodified HEAD acoustics Measurement Descriptor

Limits

	lower
Run 1	20.00 dB

Meas. Setting off

Underlying Standard: TIA-5050 (2018-01)

Database Version: 40_HAC_Suite_Rev03

Source: act_rpn_b250ms_2000hz_sr20dbm0_v02.dat

Level adj. Ch1 -90.0 dB

Calibration

Input ch.2: 0.49 dB 2023/11/1 (HATS 1 (HMS II.3))

Output ch.2: 0.00 dB 2023/6/27 (Radio Tester 1 (CMW500))

HHP IV Settings (Setting: STD:(0,0,0) rel AHP)

MECRP Delta Ye	0.0 mm	Rotation Delta A	0.0 °
MECRP Delta Ze	0.0 mm	Rotation Delta C	0.0 °
Delta Xe	0.0 mm	Rotation Delta B	5.0 °
Delta Ye	0.0 mm	Delta A	0.0 °
		Delta C	0.0 °

Delta Ze	0.0 mm	Delta B	0.0 °
Ym	-6.9 mm	Ear Type	3.3 Coordinates

Mounting: Right Ear
Force to apply: 8.0 N, Force reached: 8.0 N

Output Equalization/Filter

Mouth Eq. Ch.1: HATS 1 (HMS II.3)

Analysis

Direction	Out 2 -> In 2	Range length	200.00 ms
Range start	13550.00 ms	Sequence length	400.00 ms
Number of seq.	10	FIR filter	drp2ff_ieee1652
Use FIR Filter	Ch2	DRP/ERP Ch.2:	Off
DRP/ERP Ch.1:	Off	Frequency base	Transformation
FFT size	9600	Overlap	0 %
Window function.	Hanning	Smooth	Off
dB weighting	A Weighting	Stimulus max.	2275.0 Hz
Stimulus min.	1745.0 Hz	Analysis max.	1740.0 Hz
Analysis min.	20.0 Hz	Analysis (2) max.	20000.0 Hz
Analysis (2) min.	2280.0 Hz		

Special Features

Compensate delay 190.7000 ms (D_RCV_NB, Delay (Cross))
Store to variable RCVNB10_2000Hz

labCORE Settings

labCORE Serial	77000207	Nickname	
Firmware	3.4.17	Sync Source	Internal
Clock Pitch	0.00 ppm		

labCORE Routing

Out Channel 1 -> Power Amp. (Slot 10) 1 -> HATS 1 (HMS II.3) Speaker
Out Channel 2 -> Analog Out 1/2 2 -> Radio Tester 1 (CMW500) In
In Channel 1 <- Analog In 1/2 In 1 <- Radio Tester 1 (CMW500) Out
In Channel 2 <- BEQ Filter 1 R <- Mic Amp. (Slot 6) In 2 <- HATS 1 (HMS II.3) Mic. Right

Analog In Mainboard Settings (Analog In 1/2)

Range Ch. 1	0.00 dB	Ch. 0 Float	On
Range Ch. 2	0.00 dB	Ch. 1 Float	On

Analog Out Mainboard Settings (Analog Out 1/2)

Range Ch. 1	0.00 dB	Range Ch. 2	0.00 dB
-------------	---------	-------------	---------

Microphone Settings (Mic Amp. (Slot 6))**Channel In 1 Settings**

Range	114 dB[SPL] @ 12.5 mV/Pa	Highpass	Off
Polarisation Voltage	200V	Supply Voltage	±60V

Channel In 2 Settings

Range	114 dB[SPL] @ 12.5 mV/Pa	Highpass	20Hz
Polarisation Voltage	200V	Supply Voltage	±60V

Channel In 3 Settings

Range	114 dB[SPL] @ 12.5 mV/Pa	Highpass	Off
Polarisation Voltage	200V	Supply Voltage	±60V

Channel In 4 Settings

Range	114 dB[SPL] @ 12.5 mV/Pa	Highpass	Off
Polarisation Voltage	200V	Supply Voltage	±60V

BEQ Settings (BEQ Filter 1)

Block mode Bypass

Artificial Head Settings (HATS 1 (HMS II.3))

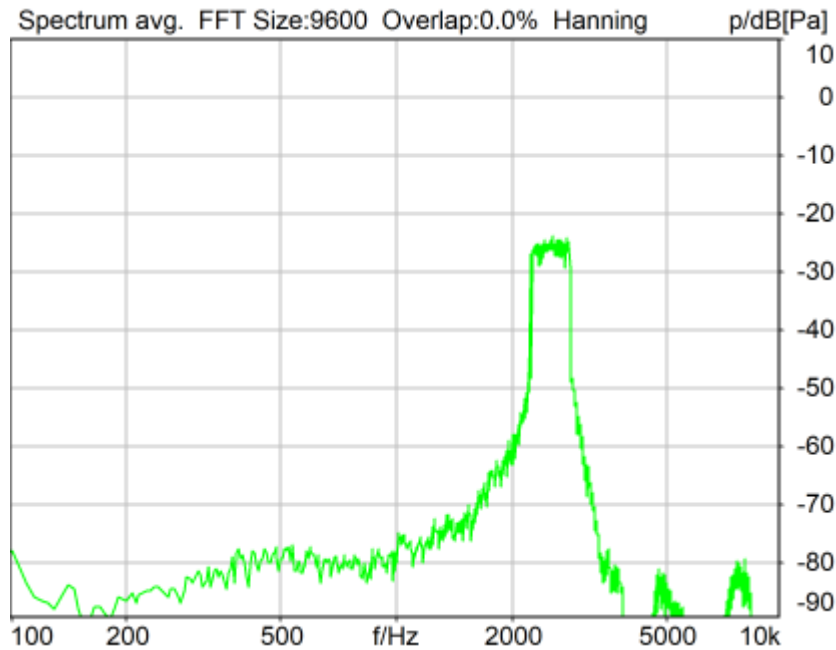
Ser. Nr.	12306613	Pinna Type	Type 3.3
----------	----------	------------	----------

HIB Settings

HIB Name	60020095	Serial	60020095
HIB Mode	Mobile Measurement	Impedance	32 Ohm
Gain out 1	-40.00 dB	Gain out 2	0.00 dB
Gain in 1	0.00 dB	Gain in 2	0.00 dB
Mic 1 Power Supply	Off	Mic 2 Power Supply	Off

5.2 RCV Distortion and Noise - 2500 Hz NB

TIA-5050 (2018-01) \ Measurements \ Narrowband \ 5.2 Receive Distortion and Noise 8N



Distortion (Noise) RCV (packed): 28.35 dB (3.83%) Ok

Ok

2024/1/10 10:44 ACQUA 5.1.200

Unmodified HEAD acoustics Measurement Descriptor

Limits

	lower
Run 1	20.00 dB

Meas. Setting off

Underlying Standard: TIA-5050 (2018-01)

Database Version: 40_HAC_Suite_Rev03

Source: act_rpn_b250ms_2500hz_sr20dbm0_v02.dat

Level adj. Ch1 -90.0 dB

Calibration

Input ch.2: 0.49 dB 2023/11/1 (HATS 1 (HMS II.3))

Output ch.2: 0.00 dB 2023/6/27 (Radio Tester 1 (CMW500))

HHP IV Settings (Setting: STD:(0,0,0) rel AHP)

MECRP Delta Ye	0.0 mm	Rotation Delta A	0.0 °
MECRP Delta Ze	0.0 mm	Rotation Delta C	0.0 °
Delta Xe	0.0 mm	Rotation Delta B	5.0 °
Delta Ye	0.0 mm	Delta A	0.0 °
		Delta C	0.0 °

Delta Ze	0.0 mm	Delta B	0.0 °
Ym	-6.9 mm	Ear Type	3.3 Coordinates

Mounting: Right Ear
Force to apply: 8.0 N, Force reached: 8.0 N

Output Equalization/Filter

Mouth Eq. Ch.1: HATS 1 (HMS II.3)

Analysis

Direction	Out 2 -> In 2	Range length	200.00 ms
Range start	13550.00 ms	Sequence length	400.00 ms
Number of seq.	10	FIR filter	drp2ff_ieee1652
Use FIR Filter	Ch2	DRP/ERP Ch.2:	Off
DRP/ERP Ch.1:	Off	Frequency base	Transformation
FFT size	9600	Overlap	0 %
Window function.	Hanning	Smooth	Off
dB weighting	A Weighting	Stimulus max.	2855.0 Hz
Stimulus min.	2205.0 Hz	Analysis max.	2200.0 Hz
Analysis min.	20.0 Hz	Analysis (2) max.	20000.0 Hz
Analysis (2) min.	2860.0 Hz		

Special Features

Compensate delay 190.7000 ms (D_RCV_NB, Delay (Cross))
Store to variable RCVNB10_2500Hz

labCORE Settings

labCORE Serial	77000207	Nickname	
Firmware	3.4.17	Sync Source	Internal
Clock Pitch	0.00 ppm		

labCORE Routing

Out Channel 1 -> Power Amp. (Slot 10) 1 -> HATS 1 (HMS II.3) Speaker
Out Channel 2 -> Analog Out 1/2 2 -> Radio Tester 1 (CMW500) In
In Channel 1 <- Analog In 1/2 In 1 <- Radio Tester 1 (CMW500) Out
In Channel 2 <- BEQ Filter 1 R <- Mic Amp. (Slot 6) In 2 <- HATS 1 (HMS II.3) Mic. Right

Analog In Mainboard Settings (Analog In 1/2)

Range Ch. 1	0.00 dB	Ch. 0 Float	On
Range Ch. 2	0.00 dB	Ch. 1 Float	On

Analog Out Mainboard Settings (Analog Out 1/2)

Range Ch. 1	0.00 dB	Range Ch. 2	0.00 dB
-------------	---------	-------------	---------

Microphone Settings (Mic Amp. (Slot 6))**Channel In 1 Settings**

Range	114 dB[SPL] @ 12.5 mV/Pa	Highpass	Off
Polarisation Voltage	200V	Supply Voltage	±60V

Channel In 2 Settings

Range	114 dB[SPL] @ 12.5 mV/Pa	Highpass	20Hz
Polarisation Voltage	200V	Supply Voltage	±60V

Channel In 3 Settings

Range	114 dB[SPL] @ 12.5 mV/Pa	Highpass	Off
Polarisation Voltage	200V	Supply Voltage	±60V

Channel In 4 Settings

Range	114 dB[SPL] @ 12.5 mV/Pa	Highpass	Off
Polarisation Voltage	200V	Supply Voltage	±60V

BEQ Settings (BEQ Filter 1)

Block mode Bypass

Artificial Head Settings (HATS 1 (HMS II.3))

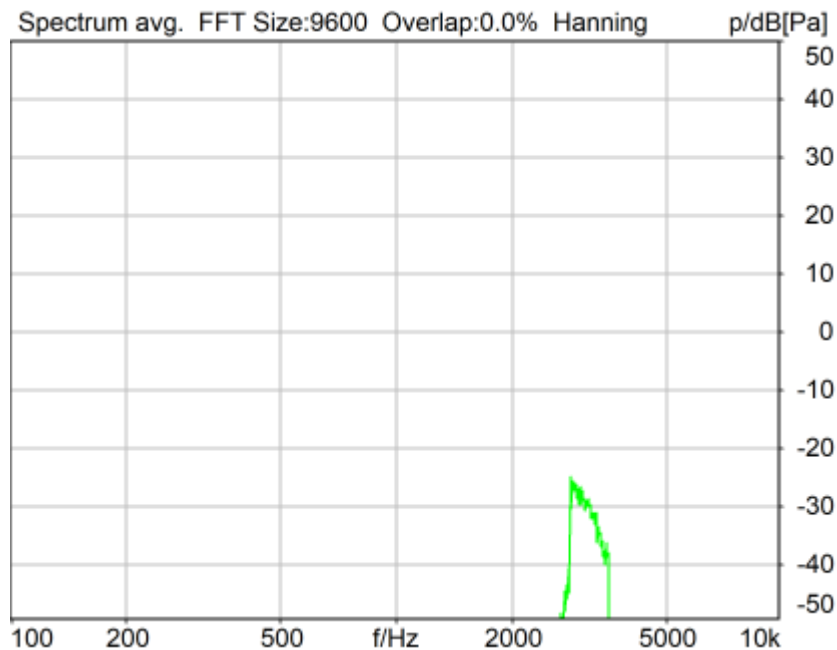
Ser. Nr.	12306613	Pinna Type	Type 3.3
----------	----------	------------	----------

HIB Settings

HIB Name	60020095	Serial	60020095
HIB Mode	Mobile Measurement	Impedance	32 Ohm
Gain out 1	-40.00 dB	Gain out 2	0.00 dB
Gain in 1	0.00 dB	Gain in 2	0.00 dB
Mic 1 Power Supply	Off	Mic 2 Power Supply	Off

5.2 RCV Distortion and Noise - 3150 Hz NB

TIA-5050 (2018-01) \ Measurements \ Narrowband \ 5.2 Receive Distortion and Noise 8N



Distortion (Noise) RCV (packed): 21.31 dB (8.60%) Ok

Ok

2024/1/10 10:45 ACQUA 5.1.200

Unmodified HEAD acoustics Measurement Descriptor

Limits

	lower
Run 1	20.00 dB

Meas. Setting off

Underlying Standard: TIA-5050 (2018-01)

Database Version: 40_HAC_Suite_Rev03

Source: act_rpn_b250ms_3150hz_sr20dbm0_v02.dat

Level adj. Ch1 -90.0 dB

Calibration

Input ch.2: 0.49 dB 2023/11/1 (HATS 1 (HMS II.3))

Output ch.2: 0.00 dB 2023/6/27 (Radio Tester 1 (CMW500))

HHP IV Settings (Setting: STD:(0,0,0) rel AHP)

MECRP Delta Ye	0.0 mm	Rotation Delta A	0.0 °
MECRP Delta Ze	0.0 mm	Rotation Delta C	0.0 °
Delta Xe	0.0 mm	Rotation Delta B	5.0 °
Delta Ye	0.0 mm	Delta A	0.0 °
		Delta C	0.0 °

Delta Ze	0.0 mm	Delta B	0.0 °
Ym	-6.9 mm	Ear Type	3.3 Coordinates

Mounting: Right Ear
Force to apply: 8.0 N, Force reached: 8.0 N

Output Equalization/Filter

Mouth Eq. Ch.1: HATS 1 (HMS II.3)

Analysis

Direction	Out 2 -> In 2	Range length	200.00 ms
Range start	13550.00 ms	Sequence length	400.00 ms
Number of seq.	10	FIR filter	drp2ff_ieee1652
Use FIR Filter	Ch2	DRP/ERP Ch.2:	Off
DRP/ERP Ch.1:	Off	Frequency base	Transformation
FFT size	9600	Overlap	0 %
Window function.	Hanning	Smooth	Off
dB weighting	A Weighting	Stimulus max.	3585.0 Hz
Stimulus min.	2785.0 Hz	Analysis max.	2780.0 Hz
Analysis min.	20.0 Hz	Analysis (2) max.	20000.0 Hz
Analysis (2) min.	3590.0 Hz		

Special Features

Compensate delay 190.7000 ms (D_RCV_NB, Delay (Cross))
Store to variable RCVNB10_3150Hz

labCORE Settings

labCORE Serial	77000207	Nickname	
Firmware	3.4.17	Sync Source	Internal
Clock Pitch	0.00 ppm		

labCORE Routing

Out Channel 1 -> Power Amp. (Slot 10) 1 -> HATS 1 (HMS II.3) Speaker
Out Channel 2 -> Analog Out 1/2 2 -> Radio Tester 1 (CMW500) In
In Channel 1 <- Analog In 1/2 In 1 <- Radio Tester 1 (CMW500) Out
In Channel 2 <- BEQ Filter 1 R <- Mic Amp. (Slot 6) In 2 <- HATS 1 (HMS II.3) Mic. Right

Analog In Mainboard Settings (Analog In 1/2)

Range Ch. 1	0.00 dB	Ch. 0 Float	On
Range Ch. 2	0.00 dB	Ch. 1 Float	On

Analog Out Mainboard Settings (Analog Out 1/2)

Range Ch. 1	0.00 dB	Range Ch. 2	0.00 dB
-------------	---------	-------------	---------

Microphone Settings (Mic Amp. (Slot 6))**Channel In 1 Settings**

Range	114 dB[SPL] @ 12.5 mV/Pa	Highpass	Off
Polarisation Voltage	200V	Supply Voltage	±60V

Channel In 2 Settings

Range	114 dB[SPL] @ 12.5 mV/Pa	Highpass	20Hz
Polarisation Voltage	200V	Supply Voltage	±60V

Channel In 3 Settings

Range	114 dB[SPL] @ 12.5 mV/Pa	Highpass	Off
Polarisation Voltage	200V	Supply Voltage	±60V

Channel In 4 Settings

Range	114 dB[SPL] @ 12.5 mV/Pa	Highpass	Off
Polarisation Voltage	200V	Supply Voltage	±60V

BEQ Settings (BEQ Filter 1)

Block mode Bypass

Artificial Head Settings (HATS 1 (HMS II.3))

Ser. Nr.	12306613	Pinna Type	Type 3.3
----------	----------	------------	----------

HIB Settings

HIB Name	60020095	Serial	60020095
HIB Mode	Mobile Measurement	Impedance	32 Ohm
Gain out 1	-40.00 dB	Gain out 2	0.00 dB
Gain in 1	0.00 dB	Gain in 2	0.00 dB
Mic 1 Power Supply	Off	Mic 2 Power Supply	Off

Report - Receive Distortion and Noise (Conversational Gain)

TIA-5050 (2018-01) \ Measurements \ Narrowband \ 5.2 Receive Distortion and Noise 8N

Region	Frequency	SDNR
1	400Hz	30.44 dB
2	500Hz	30.00 dB
3	630Hz	31.20 dB
4	800Hz	30.03 dB
5	1000Hz	28.66 dB
6	1250Hz	26.06 dB
7	1600Hz	29.63 dB
8	2000Hz	26.27 dB
9	2500Hz	28.35 dB
10	3150Hz	21.31 dB

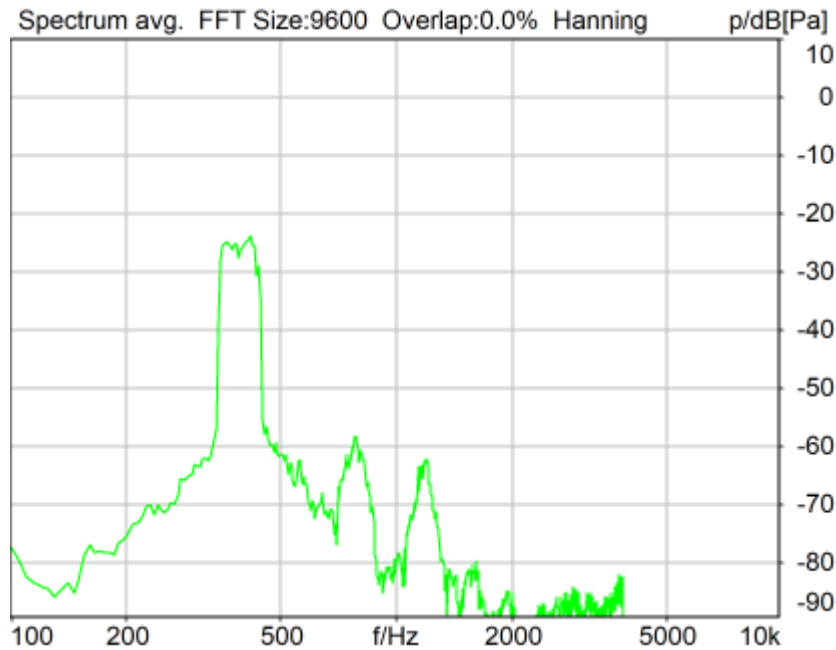
All SDNRs were greater than 20.0 dB, requirement was met.

Smallest SDNR was 21.31dB at 3150Hz.

2024/1/10 10:45 ACQUA

5.2 RCV Distortion and Noise - 400 Hz NB

TIA-5050 (2018-01) \ Measurements \ Narrowband \ 5.2 Receive Distortion and Noise 2N



Distortion (Noise) RCV (packed): 31.79 dB (2.57%) Ok

Ok

2024/1/10 10:48 ACQUA 5.1.200

Unmodified HEAD acoustics Measurement Descriptor

Limits

	lower
Run 1	20.00 dB

Meas. Setting off

Underlying Standard: TIA-5050 (2018-01)

Database Version: 40_HAC_Suite_Rev03

Source: act_rpn_b250ms_400hz_sr20dbm0_v02.dat

Level adj. Ch1 -90.0 dB

Calibration

Input ch.2: 0.49 dB 2023/11/1 (HATS 1 (HMS II.3))

Output ch.2: 0.00 dB 2023/6/27 (Radio Tester 1 (CMW500))

HHP IV Settings (Setting: STD:(0,0,0) rel AHP)

MECRP Delta Ye	0.0 mm	Rotation Delta A	0.0 °
MECRP Delta Ze	0.0 mm	Rotation Delta C	0.0 °
Delta Xe	0.0 mm	Rotation Delta B	5.0 °
Delta Ye	0.0 mm	Delta A	0.0 °
		Delta C	0.0 °

Delta Ze	0.0 mm	Delta B	0.0 °
Ym	-4.4 mm	Ear Type	3.3 Coordinates

Mounting: Right Ear
Force to apply: 2.0 N, Force reached: 2.0 N

Output Equalization/Filter

Mouth Eq. Ch.1: HATS 1 (HMS II.3)

Analysis

Direction	Out 2 -> In 2	Range length	200.00 ms
Range start	13550.00 ms	Sequence length	400.00 ms
Number of seq.	10	FIR filter	drp2ff_ieee1652
Use FIR Filter	Ch2	DRP/ERP Ch.2:	Off
DRP/ERP Ch.1:	Off	Frequency base	Transformation
Frequency base	Transformation	FFT size	9600
FFT size	9600	Overlap	0 %
Window function.	Hanning	Smooth	Off
dB weighting	A Weighting	Stimulus max.	480.0 Hz
Stimulus min.	320.0 Hz	Analysis max.	315.0 Hz
Analysis min.	20.0 Hz	Analysis (2) max.	20000.0 Hz
Analysis (2) min.	485.0 Hz		

Special Features

Compensate delay 190.7000 ms (D_RCV_NB, Delay (Cross))
Store to variable RCVNB10_400Hz

labCORE Settings

labCORE Serial	77000207	Nickname	
Firmware	3.4.17	Sync Source	Internal
Clock Pitch	0.00 ppm		

labCORE Routing

Out Channel 1 -> Power Amp. (Slot 10) 1 -> HATS 1 (HMS II.3) Speaker
Out Channel 2 -> Analog Out 1/2 2 -> Radio Tester 1 (CMW500) In
In Channel 1 <- Analog In 1/2 In 1 <- Radio Tester 1 (CMW500) Out
In Channel 2 <- BEQ Filter 1 R <- Mic Amp. (Slot 6) In 2 <- HATS 1 (HMS II.3) Mic. Right

Analog In Mainboard Settings (Analog In 1/2)

Range Ch. 1	0.00 dB	Ch. 0 Float	On
Range Ch. 2	0.00 dB	Ch. 1 Float	On

Analog Out Mainboard Settings (Analog Out 1/2)

Range Ch. 1	0.00 dB	Range Ch. 2	0.00 dB
-------------	---------	-------------	---------

Microphone Settings (Mic Amp. (Slot 6))**Channel In 1 Settings**

Range	114 dB[SPL] @ 12.5 mV/Pa	Highpass	Off
Polarisation Voltage	200V	Supply Voltage	±60V

Channel In 2 Settings

Range	114 dB[SPL] @ 12.5 mV/Pa	Highpass	20Hz
Polarisation Voltage	200V	Supply Voltage	±60V

Channel In 3 Settings

Range	114 dB[SPL] @ 12.5 mV/Pa	Highpass	Off
Polarisation Voltage	200V	Supply Voltage	±60V

Channel In 4 Settings

Range	114 dB[SPL] @ 12.5 mV/Pa	Highpass	Off
Polarisation Voltage	200V	Supply Voltage	±60V

BEQ Settings (BEQ Filter 1)

Block mode Bypass

Artificial Head Settings (HATS 1 (HMS II.3))

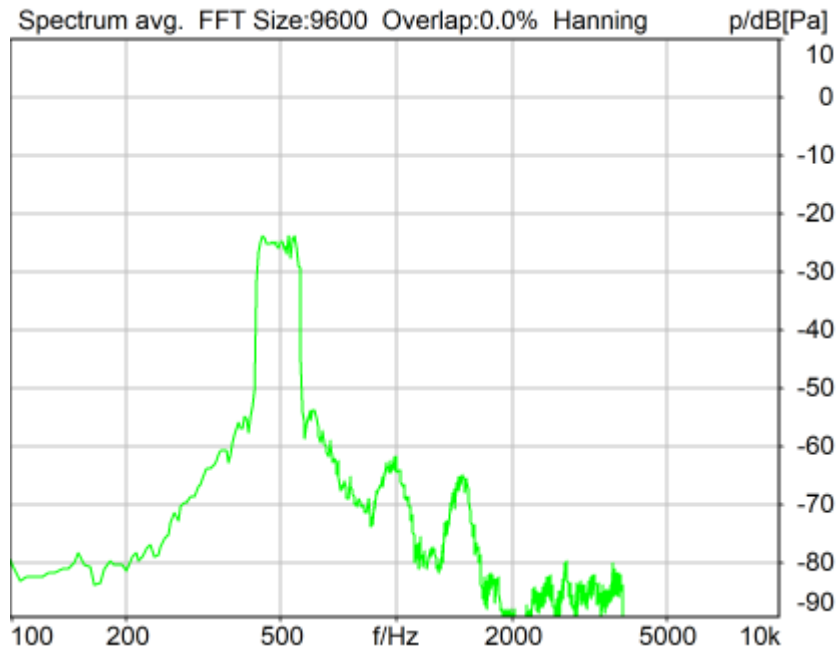
Ser. Nr.	12306613	Pinna Type	Type 3.3
----------	----------	------------	----------

HIB Settings

HIB Name	60020095	Serial	60020095
HIB Mode	Mobile Measurement	Impedance	32 Ohm
Gain out 1	-40.00 dB	Gain out 2	0.00 dB
Gain in 1	0.00 dB	Gain in 2	0.00 dB
Mic 1 Power Supply	Off	Mic 2 Power Supply	Off

5.2 RCV Distortion and Noise - 500 Hz NB

TIA-5050 (2018-01) \ Measurements \ Narrowband \ 5.2 Receive Distortion and Noise 2N



Distortion (Noise) RCV (packed): 31.24 dB (2.74%) Ok

Ok

2024/1/10 10:48 ACQUA 5.1.200

Unmodified HEAD acoustics Measurement Descriptor

Limits

	lower
Run 1	20.00 dB

Meas. Setting off

Underlying Standard: TIA-5050 (2018-01)

Database Version: 40_HAC_Suite_Rev03

Source: act_rpn_b250ms_500hz_sr20dbm0_v02.dat

Level adj. Ch1 -90.0 dB

Calibration

Input ch.2: 0.49 dB 2023/11/1 (HATS 1 (HMS II.3))

Output ch.2: 0.00 dB 2023/6/27 (Radio Tester 1 (CMW500))

HHP IV Settings (Setting: STD:(0,0,0) rel AHP)

MECRP Delta Ye	0.0 mm	Rotation Delta A	0.0 °
MECRP Delta Ze	0.0 mm	Rotation Delta C	0.0 °
Delta Xe	0.0 mm	Rotation Delta B	5.0 °
Delta Ye	0.0 mm	Delta A	0.0 °
		Delta C	0.0 °

Delta Ze	0.0 mm	Delta B	0.0 °
Ym	-4.4 mm	Ear Type	3.3 Coordinates

Mounting: Right Ear
Force to apply: 2.0 N, Force reached: 2.0 N

Output Equalization/Filter

Mouth Eq. Ch.1: HATS 1 (HMS II.3)

Analysis

Direction	Out 2 -> In 2	Range length	200.00 ms
Range start	13550.00 ms	Sequence length	400.00 ms
Number of seq.	10	FIR filter	drp2ff_ieee1652
Use FIR Filter	Ch2	DRP/ERP Ch.2:	Off
DRP/ERP Ch.1:	Off	Frequency base	Transformation
FFT size	9600	Overlap	0 %
Window function.	Hanning	Smooth	Off
dB weighting	A Weighting	Stimulus max.	595.0 Hz
Stimulus min.	410.0 Hz	Analysis max.	405.0 Hz
Analysis min.	20.0 Hz	Analysis (2) max.	20000.0 Hz
Analysis (2) min.	600.0 Hz		

Special Features

Compensate delay 190.7000 ms (D_RCV_NB, Delay (Cross))
Store to variable RCVNB10_500Hz

labCORE Settings

labCORE Serial	77000207	Nickname	
Firmware	3.4.17	Sync Source	Internal
Clock Pitch	0.00 ppm		

labCORE Routing

Out Channel 1 -> Power Amp. (Slot 10) 1 -> HATS 1 (HMS II.3) Speaker
Out Channel 2 -> Analog Out 1/2 2 -> Radio Tester 1 (CMW500) In
In Channel 1 <- Analog In 1/2 In 1 <- Radio Tester 1 (CMW500) Out
In Channel 2 <- BEQ Filter 1 R <- Mic Amp. (Slot 6) In 2 <- HATS 1 (HMS II.3) Mic. Right

Analog In Mainboard Settings (Analog In 1/2)

Range Ch. 1	0.00 dB	Ch. 0 Float	On
Range Ch. 2	0.00 dB	Ch. 1 Float	On

Analog Out Mainboard Settings (Analog Out 1/2)

Range Ch. 1	0.00 dB	Range Ch. 2	0.00 dB
-------------	---------	-------------	---------

Microphone Settings (Mic Amp. (Slot 6))**Channel In 1 Settings**

Range	114 dB[SPL] @ 12.5 mV/Pa	Highpass	Off
Polarisation Voltage	200V	Supply Voltage	±60V

Channel In 2 Settings

Range	114 dB[SPL] @ 12.5 mV/Pa	Highpass	20Hz
Polarisation Voltage	200V	Supply Voltage	±60V

Channel In 3 Settings

Range	114 dB[SPL] @ 12.5 mV/Pa	Highpass	Off
Polarisation Voltage	200V	Supply Voltage	±60V

Channel In 4 Settings

Range	114 dB[SPL] @ 12.5 mV/Pa	Highpass	Off
Polarisation Voltage	200V	Supply Voltage	±60V

BEQ Settings (BEQ Filter 1)

Block mode Bypass

Artificial Head Settings (HATS 1 (HMS II.3))

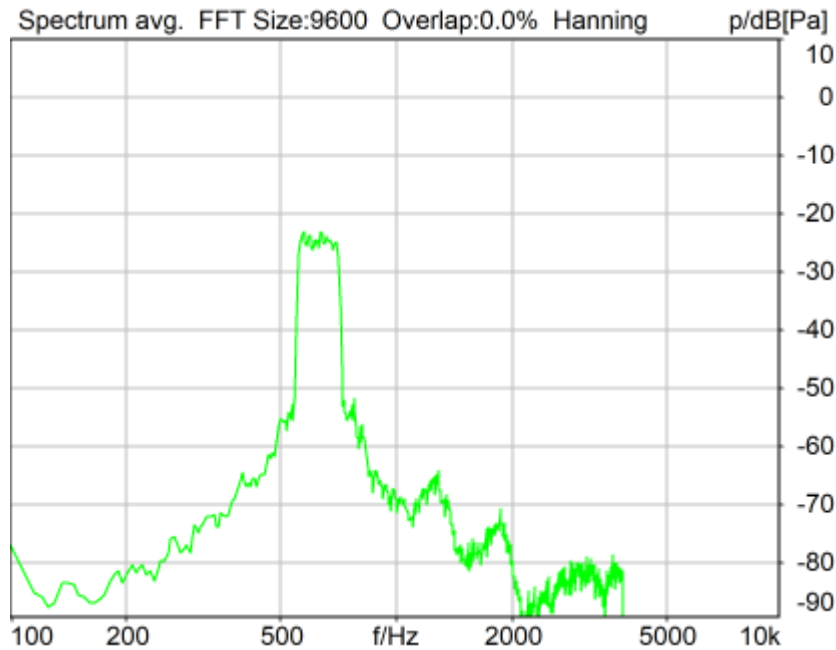
Ser. Nr.	12306613	Pinna Type	Type 3.3
----------	----------	------------	----------

HIB Settings

HIB Name	60020095	Serial	60020095
HIB Mode	Mobile Measurement	Impedance	32 Ohm
Gain out 1	-40.00 dB	Gain out 2	0.00 dB
Gain in 1	0.00 dB	Gain in 2	0.00 dB
Mic 1 Power Supply	Off	Mic 2 Power Supply	Off

5.2 RCV Distortion and Noise - 630 Hz NB

TIA-5050 (2018-01) \ Measurements \ Narrowband \ 5.2 Receive Distortion and Noise 2N



Distortion (Noise) RCV (packed): 31.78 dB (2.58%) Ok

Ok

2024/1/10 10:48 ACQUA 5.1.200

Unmodified HEAD acoustics Measurement Descriptor

Limits

	lower
Run 1	20.00 dB

Meas. Setting off

Underlying Standard: TIA-5050 (2018-01)

Database Version: 40_HAC_Suite_Rev03

Source: act_rpn_b250ms_630hz_sr20dbm0_v02.dat

Level adj. Ch1 -90.0 dB

Calibration

Input ch.2: 0.49 dB 2023/11/1 (HATS 1 (HMS II.3))

Output ch.2: 0.00 dB 2023/6/27 (Radio Tester 1 (CMW500))

HHP IV Settings (Setting: STD:(0,0,0) rel AHP)

MECRP Delta Ye	0.0 mm	Rotation Delta A	0.0 °
MECRP Delta Ze	0.0 mm	Rotation Delta C	0.0 °
Delta Xe	0.0 mm	Rotation Delta B	5.0 °
Delta Ye	0.0 mm	Delta A	0.0 °
		Delta C	0.0 °

Delta Ze	0.0 mm	Delta B	0.0 °
Ym	-4.4 mm	Ear Type	3.3 Coordinates

Mounting: Right Ear
Force to apply: 2.0 N, Force reached: 2.0 N

Output Equalization/Filter

Mouth Eq. Ch.1: HATS 1 (HMS II.3)

Analysis

Direction	Out 2 -> In 2	Range length	200.00 ms
Range start	13550.00 ms	Sequence length	400.00 ms
Number of seq.	10	FIR filter	drp2ff_ieee1652
Use FIR Filter	Ch2	DRP/ERP Ch.2:	Off
DRP/ERP Ch.1:	Off	Frequency base	Transformation
FFT size	9600	Overlap	0 %
Window function.	Hanning	Smooth	Off
dB weighting	A Weighting	Stimulus max.	745.0 Hz
Stimulus min.	525.0 Hz	Analysis max.	520.0 Hz
Analysis min.	20.0 Hz	Analysis (2) max.	20000.0 Hz
Analysis (2) min.	750.0 Hz		

Special Features

Compensate delay 190.7000 ms (D_RCV_NB, Delay (Cross))
Store to variable RCVNB10_630Hz

labCORE Settings

labCORE Serial	77000207	Nickname	
Firmware	3.4.17	Sync Source	Internal
Clock Pitch	0.00 ppm		

labCORE Routing

Out Channel 1 -> Power Amp. (Slot 10) 1 -> HATS 1 (HMS II.3) Speaker
Out Channel 2 -> Analog Out 1/2 2 -> Radio Tester 1 (CMW500) In
In Channel 1 <- Analog In 1/2 In 1 <- Radio Tester 1 (CMW500) Out
In Channel 2 <- BEQ Filter 1 R <- Mic Amp. (Slot 6) In 2 <- HATS 1 (HMS II.3) Mic. Right

Analog In Mainboard Settings (Analog In 1/2)

Range Ch. 1	0.00 dB	Ch. 0 Float	On
Range Ch. 2	0.00 dB	Ch. 1 Float	On

Analog Out Mainboard Settings (Analog Out 1/2)

Range Ch. 1	0.00 dB	Range Ch. 2	0.00 dB
-------------	---------	-------------	---------

Microphone Settings (Mic Amp. (Slot 6))**Channel In 1 Settings**

Range	114 dB[SPL] @ 12.5 mV/Pa	Highpass	Off
Polarisation Voltage	200V	Supply Voltage	±60V

Channel In 2 Settings

Range	114 dB[SPL] @ 12.5 mV/Pa	Highpass	20Hz
Polarisation Voltage	200V	Supply Voltage	±60V

Channel In 3 Settings

Range	114 dB[SPL] @ 12.5 mV/Pa	Highpass	Off
Polarisation Voltage	200V	Supply Voltage	±60V

Channel In 4 Settings

Range	114 dB[SPL] @ 12.5 mV/Pa	Highpass	Off
Polarisation Voltage	200V	Supply Voltage	±60V

BEQ Settings (BEQ Filter 1)

Block mode Bypass

Artificial Head Settings (HATS 1 (HMS II.3))

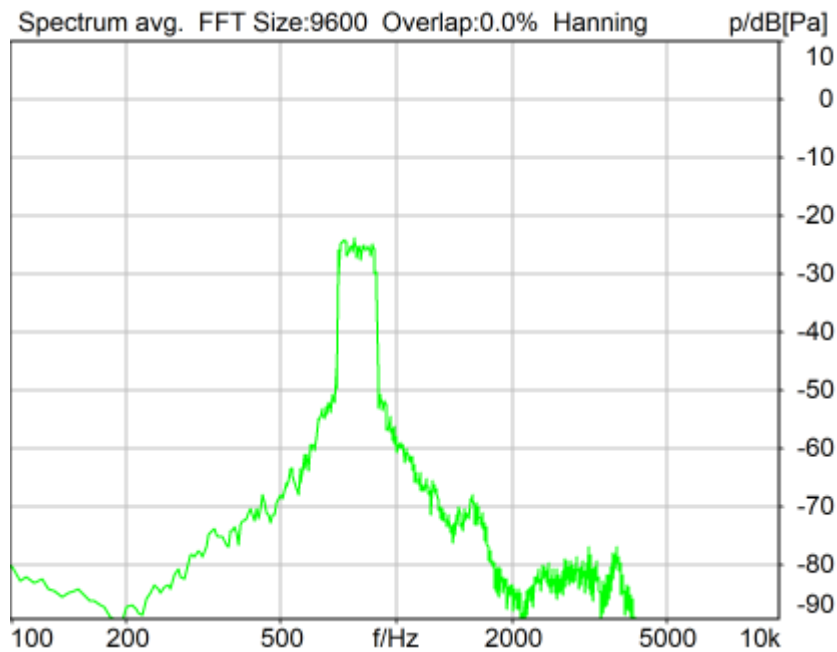
Ser. Nr.	12306613	Pinna Type	Type 3.3
----------	----------	------------	----------

HIB Settings

HIB Name	60020095	Serial	60020095
HIB Mode	Mobile Measurement	Impedance	32 Ohm
Gain out 1	-40.00 dB	Gain out 2	0.00 dB
Gain in 1	0.00 dB	Gain in 2	0.00 dB
Mic 1 Power Supply	Off	Mic 2 Power Supply	Off

5.2 RCV Distortion and Noise - 800 Hz NB

TIA-5050 (2018-01) \ Measurements \ Narrowband \ 5.2 Receive Distortion and Noise 2N



Distortion (Noise) RCV (packed): 29.63 dB (3.30%) Ok

Ok

2024/1/10 10:49 ACQUA 5.1.200

Unmodified HEAD acoustics Measurement Descriptor

Limits

	lower
Run 1	20.00 dB

Meas. Setting off

Underlying Standard: TIA-5050 (2018-01)

Database Version: 40_HAC_Suite_Rev03

Source: act_rpn_b250ms_800hz_sr20dbm0_v02.dat

Level adj. Ch1 -90.0 dB

Calibration

Input ch.2: 0.49 dB 2023/11/1 (HATS 1 (HMS II.3))

Output ch.2: 0.00 dB 2023/6/27 (Radio Tester 1 (CMW500))

HHP IV Settings (Setting: STD:(0,0,0) rel AHP)

MECRP Delta Ye	0.0 mm	Rotation Delta A	0.0 °
MECRP Delta Ze	0.0 mm	Rotation Delta C	0.0 °
Delta Xe	0.0 mm	Rotation Delta B	5.0 °
Delta Ye	0.0 mm	Delta A	0.0 °
		Delta C	0.0 °

Delta Ze	0.0 mm	Delta B	0.0 °
Ym	-4.4 mm	Ear Type	3.3 Coordinates

Mounting: Right Ear
Force to apply: 2.0 N, Force reached: 2.0 N

Output Equalization/Filter

Mouth Eq. Ch.1: HATS 1 (HMS II.3)

Analysis

Direction	Out 2 -> In 2	Range length	200.00 ms
Range start	13550.00 ms	Sequence length	400.00 ms
Number of seq.	10	FIR filter	drp2ff_ieee1652
Use FIR Filter	Ch2	DRP/ERP Ch.2:	Off
DRP/ERP Ch.1:	Off	Frequency base	Transformation
FFT size	9600	Overlap	0 %
Window function.	Hanning	Smooth	Off
dB weighting	A Weighting	Stimulus max.	925.0 Hz
Stimulus min.	675.0 Hz	Analysis max.	670.0 Hz
Analysis min.	20.0 Hz	Analysis (2) max.	20000.0 Hz
Analysis (2) min.	930.0 Hz		

Special Features

Compensate delay 190.7000 ms (D_RCV_NB, Delay (Cross))
Store to variable RCVNB10_800Hz

labCORE Settings

labCORE Serial	77000207	Nickname	
Firmware	3.4.17	Sync Source	Internal
Clock Pitch	0.00 ppm		

labCORE Routing

Out Channel 1 -> Power Amp. (Slot 10) 1 -> HATS 1 (HMS II.3) Speaker
Out Channel 2 -> Analog Out 1/2 2 -> Radio Tester 1 (CMW500) In
In Channel 1 <- Analog In 1/2 In 1 <- Radio Tester 1 (CMW500) Out
In Channel 2 <- BEQ Filter 1 R <- Mic Amp. (Slot 6) In 2 <- HATS 1 (HMS II.3) Mic. Right

Analog In Mainboard Settings (Analog In 1/2)

Range Ch. 1	0.00 dB	Ch. 0 Float	On
Range Ch. 2	0.00 dB	Ch. 1 Float	On

Analog Out Mainboard Settings (Analog Out 1/2)

Range Ch. 1	0.00 dB	Range Ch. 2	0.00 dB
-------------	---------	-------------	---------

Microphone Settings (Mic Amp. (Slot 6))**Channel In 1 Settings**

Range	114 dB[SPL] @ 12.5 mV/Pa	Highpass	Off
Polarisation Voltage	200V	Supply Voltage	±60V

Channel In 2 Settings

Range	114 dB[SPL] @ 12.5 mV/Pa	Highpass	20Hz
Polarisation Voltage	200V	Supply Voltage	±60V

Channel In 3 Settings

Range	114 dB[SPL] @ 12.5 mV/Pa	Highpass	Off
Polarisation Voltage	200V	Supply Voltage	±60V

Channel In 4 Settings

Range	114 dB[SPL] @ 12.5 mV/Pa	Highpass	Off
Polarisation Voltage	200V	Supply Voltage	±60V

BEQ Settings (BEQ Filter 1)

Block mode Bypass

Artificial Head Settings (HATS 1 (HMS II.3))

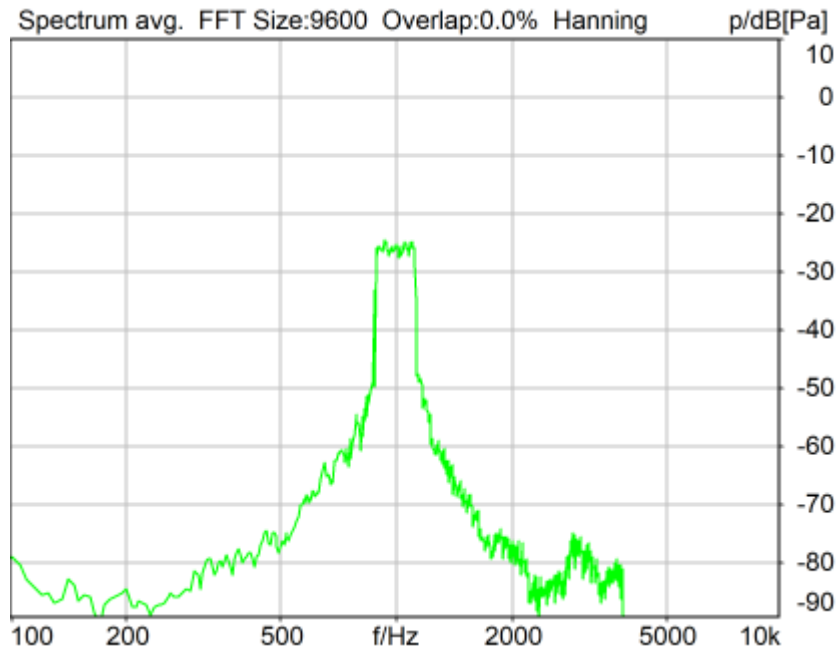
Ser. Nr.	12306613	Pinna Type	Type 3.3
----------	----------	------------	----------

HIB Settings

HIB Name	60020095	Serial	60020095
HIB Mode	Mobile Measurement	Impedance	32 Ohm
Gain out 1	-40.00 dB	Gain out 2	0.00 dB
Gain in 1	0.00 dB	Gain in 2	0.00 dB
Mic 1 Power Supply	Off	Mic 2 Power Supply	Off

5.2 RCV Distortion and Noise - 1000 Hz NB

TIA-5050 (2018-01) \ Measurements \ Narrowband \ 5.2 Receive Distortion and Noise 2N



Distortion (Noise) RCV (packed): 28.32 dB (3.84%) Ok

Ok

2024/1/10 10:49 ACQUA 5.1.200

Unmodified HEAD acoustics Measurement Descriptor

Limits

	lower
Run 1	20.00 dB

Meas. Setting off

Underlying Standard: TIA-5050 (2018-01)

Database Version: 40_HAC_Suite_Rev03

Source: act_rpn_b250ms_1000hz_sr20dbm0_v02.dat

Level adj. Ch1 -90.0 dB

Calibration

Input ch.2: 0.49 dB 2023/11/1 (HATS 1 (HMS II.3))

Output ch.2: 0.00 dB 2023/6/27 (Radio Tester 1 (CMW500))

HHP IV Settings (Setting: STD:(0,0,0) rel AHP)

MECRP Delta Ye	0.0 mm	Rotation Delta A	0.0 °
MECRP Delta Ze	0.0 mm	Rotation Delta C	0.0 °
Delta Xe	0.0 mm	Rotation Delta B	5.0 °
Delta Ye	0.0 mm	Delta A	0.0 °
		Delta C	0.0 °

Delta Ze	0.0 mm	Delta B	0.0 °
Ym	-4.4 mm	Ear Type	3.3 Coordinates

Mounting: Right Ear
Force to apply: 2.0 N, Force reached: 2.0 N

Output Equalization/Filter

Mouth Eq. Ch.1: HATS 1 (HMS II.3)

Analysis

Direction	Out 2 -> In 2	Range length	200.00 ms
Range start	13550.00 ms	Sequence length	400.00 ms
Number of seq.	10	FIR filter	drp2ff_ieee1652
Use FIR Filter	Ch2	DRP/ERP Ch.2:	Off
DRP/ERP Ch.1:	Off	Frequency base	Transformation
FFT size	9600	Overlap	0 %
Window function.	Hanning	Smooth	Off
dB weighting	A Weighting	Stimulus max.	1155.0 Hz
Stimulus min.	855.0 Hz	Analysis max.	850.0 Hz
Analysis min.	20.0 Hz	Analysis (2) max.	20000.0 Hz
Analysis (2) min.	1160.0 Hz		

Special Features

Compensate delay 190.7000 ms (D_RCV_NB, Delay (Cross))
Store to variable RCVNB10_1000Hz

labCORE Settings

labCORE Serial	77000207	Nickname	
Firmware	3.4.17	Sync Source	Internal
Clock Pitch	0.00 ppm		

labCORE Routing

Out Channel 1 -> Power Amp. (Slot 10) 1 -> HATS 1 (HMS II.3) Speaker
Out Channel 2 -> Analog Out 1/2 2 -> Radio Tester 1 (CMW500) In
In Channel 1 <- Analog In 1/2 In 1 <- Radio Tester 1 (CMW500) Out
In Channel 2 <- BEQ Filter 1 R <- Mic Amp. (Slot 6) In 2 <- HATS 1 (HMS II.3) Mic. Right

Analog In Mainboard Settings (Analog In 1/2)

Range Ch. 1	0.00 dB	Ch. 0 Float	On
Range Ch. 2	0.00 dB	Ch. 1 Float	On

Analog Out Mainboard Settings (Analog Out 1/2)

Range Ch. 1	0.00 dB	Range Ch. 2	0.00 dB
-------------	---------	-------------	---------

Microphone Settings (Mic Amp. (Slot 6))**Channel In 1 Settings**

Range	114 dB[SPL] @ 12.5 mV/Pa	Highpass	Off
Polarisation Voltage	200V	Supply Voltage	±60V

Channel In 2 Settings

Range	114 dB[SPL] @ 12.5 mV/Pa	Highpass	20Hz
Polarisation Voltage	200V	Supply Voltage	±60V

Channel In 3 Settings

Range	114 dB[SPL] @ 12.5 mV/Pa	Highpass	Off
Polarisation Voltage	200V	Supply Voltage	±60V

Channel In 4 Settings

Range	114 dB[SPL] @ 12.5 mV/Pa	Highpass	Off
Polarisation Voltage	200V	Supply Voltage	±60V

BEQ Settings (BEQ Filter 1)

Block mode Bypass

Artificial Head Settings (HATS 1 (HMS II.3))

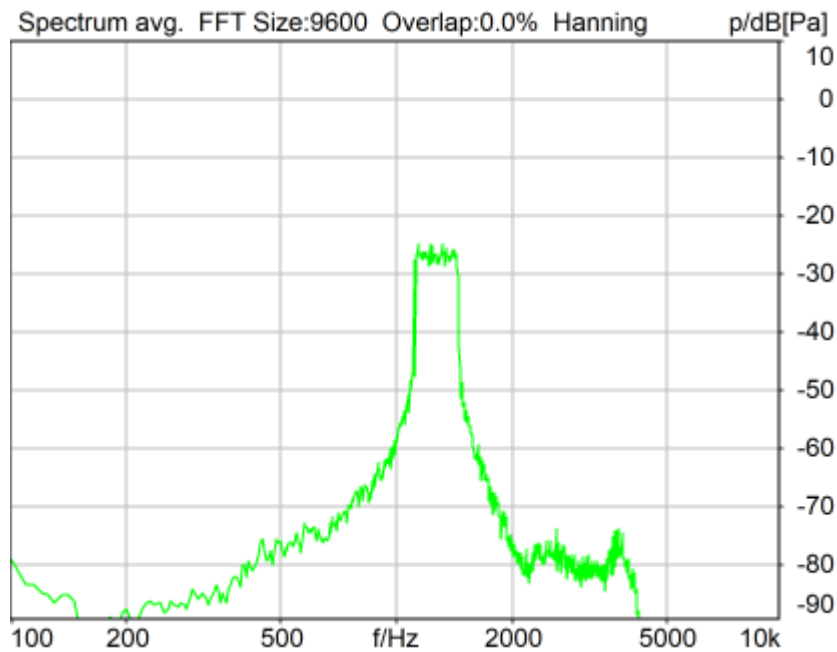
Ser. Nr.	12306613	Pinna Type	Type 3.3
----------	----------	------------	----------

HIB Settings

HIB Name	60020095	Serial	60020095
HIB Mode	Mobile Measurement	Impedance	32 Ohm
Gain out 1	-40.00 dB	Gain out 2	0.00 dB
Gain in 1	0.00 dB	Gain in 2	0.00 dB
Mic 1 Power Supply	Off	Mic 2 Power Supply	Off

5.2 RCV Distortion and Noise - 1250 Hz NB

TIA-5050 (2018-01) \ Measurements \ Narrowband \ 5.2 Receive Distortion and Noise 2N



Distortion (Noise) RCV (packed): 26.26 dB (4.86%) Ok

Ok

2024/1/10 10:50 ACQUA 5.1.200

Unmodified HEAD acoustics Measurement Descriptor

Limits

	lower
Run 1	20.00 dB

Meas. Setting off

Underlying Standard: TIA-5050 (2018-01)

Database Version: 40_HAC_Suite_Rev03

Source: act_rpn_b250ms_1250hz_sr20dbm0_v02.dat

Level adj. Ch1 -90.0 dB

Calibration

Input ch.2: 0.49 dB 2023/11/1 (HATS 1 (HMS II.3))

Output ch.2: 0.00 dB 2023/6/27 (Radio Tester 1 (CMW500))

HHP IV Settings (Setting: STD:(0,0,0) rel AHP)

MECRP Delta Ye	0.0 mm	Rotation Delta A	0.0 °
MECRP Delta Ze	0.0 mm	Rotation Delta C	0.0 °
Delta Xe	0.0 mm	Rotation Delta B	5.0 °
Delta Ye	0.0 mm	Delta A	0.0 °
		Delta C	0.0 °

Delta Ze	0.0 mm	Delta B	0.0 °
Ym	-4.4 mm	Ear Type	3.3 Coordinates

Mounting: Right Ear
Force to apply: 2.0 N, Force reached: 2.0 N

Output Equalization/Filter

Mouth Eq. Ch.1: HATS 1 (HMS II.3)

Analysis

Direction	Out 2 -> In 2	Range length	200.00 ms
Range start	13550.00 ms	Sequence length	400.00 ms
Number of seq.	10	FIR filter	drp2ff_ieee1652
Use FIR Filter	Ch2	DRP/ERP Ch.2:	Off
DRP/ERP Ch.1:	Off	Frequency base	Transformation
FFT size	9600	Overlap	0 %
Window function.	Hanning	Smooth	Off
dB weighting	A Weighting	Stimulus max.	1450.0 Hz
Stimulus min.	1085.0 Hz	Analysis max.	1080.0 Hz
Analysis min.	20.0 Hz	Analysis (2) max.	20000.0 Hz
Analysis (2) min.	1455.0 Hz		

Special Features

Compensate delay 190.7000 ms (D_RCV_NB, Delay (Cross))
Store to variable RCVNB10_1250Hz

labCORE Settings

labCORE Serial	77000207	Nickname	
Firmware	3.4.17	Sync Source	Internal
Clock Pitch	0.00 ppm		

labCORE Routing

Out Channel 1 -> Power Amp. (Slot 10) 1 -> HATS 1 (HMS II.3) Speaker
Out Channel 2 -> Analog Out 1/2 2 -> Radio Tester 1 (CMW500) In
In Channel 1 <- Analog In 1/2 In 1 <- Radio Tester 1 (CMW500) Out
In Channel 2 <- BEQ Filter 1 R <- Mic Amp. (Slot 6) In 2 <- HATS 1 (HMS II.3) Mic. Right

Analog In Mainboard Settings (Analog In 1/2)

Range Ch. 1	0.00 dB	Ch. 0 Float	On
Range Ch. 2	0.00 dB	Ch. 1 Float	On

Analog Out Mainboard Settings (Analog Out 1/2)

Range Ch. 1	0.00 dB	Range Ch. 2	0.00 dB
-------------	---------	-------------	---------

Microphone Settings (Mic Amp. (Slot 6))**Channel In 1 Settings**

Range	114 dB[SPL] @ 12.5 mV/Pa	Highpass	Off
Polarisation Voltage	200V	Supply Voltage	±60V

Channel In 2 Settings

Range	114 dB[SPL] @ 12.5 mV/Pa	Highpass	20Hz
Polarisation Voltage	200V	Supply Voltage	±60V

Channel In 3 Settings

Range	114 dB[SPL] @ 12.5 mV/Pa	Highpass	Off
Polarisation Voltage	200V	Supply Voltage	±60V

Channel In 4 Settings

Range	114 dB[SPL] @ 12.5 mV/Pa	Highpass	Off
Polarisation Voltage	200V	Supply Voltage	±60V

BEQ Settings (BEQ Filter 1)

Block mode Bypass

Artificial Head Settings (HATS 1 (HMS II.3))

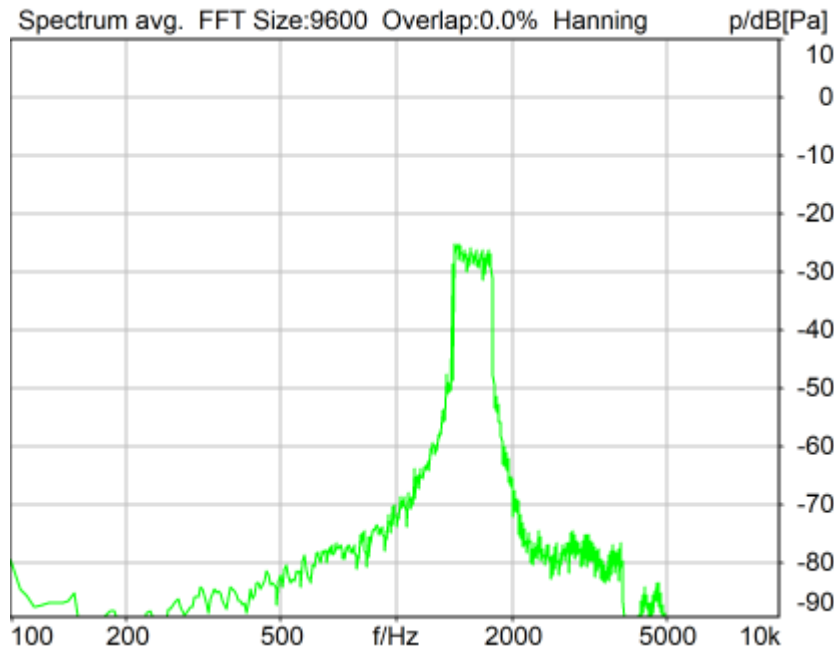
Ser. Nr.	12306613	Pinna Type	Type 3.3
----------	----------	------------	----------

HIB Settings

HIB Name	60020095	Serial	60020095
HIB Mode	Mobile Measurement	Impedance	32 Ohm
Gain out 1	-40.00 dB	Gain out 2	0.00 dB
Gain in 1	0.00 dB	Gain in 2	0.00 dB
Mic 1 Power Supply	Off	Mic 2 Power Supply	Off

5.2 RCV Distortion and Noise - 1600 Hz NB

TIA-5050 (2018-01) \ Measurements \ Narrowband \ 5.2 Receive Distortion and Noise 2N



Distortion (Noise) RCV (packed): 28.19 dB (3.90%) Ok

Ok

2024/1/10 10:50 ACQUA 5.1.200

Unmodified HEAD acoustics Measurement Descriptor

Limits

	lower
Run 1	20.00 dB

Meas. Setting off

Underlying Standard: TIA-5050 (2018-01)

Database Version: 40_HAC_Suite_Rev03

Source: act_rpn_b250ms_1600hz_sr20dbm0_v02.dat

Level adj. Ch1 -90.0 dB

Calibration

Input ch.2: 0.49 dB 2023/11/1 (HATS 1 (HMS II.3))

Output ch.2: 0.00 dB 2023/6/27 (Radio Tester 1 (CMW500))

HHP IV Settings (Setting: STD:(0,0,0) rel AHP)

MECRP Delta Ye	0.0 mm	Rotation Delta A	0.0 °
MECRP Delta Ze	0.0 mm	Rotation Delta C	0.0 °
Delta Xe	0.0 mm	Rotation Delta B	5.0 °
Delta Ye	0.0 mm	Delta A	0.0 °
		Delta C	0.0 °

Delta Ze	0.0 mm	Delta B	0.0 °
Ym	-4.4 mm	Ear Type	3.3 Coordinates

Mounting: Right Ear
Force to apply: 2.0 N, Force reached: 2.0 N

Output Equalization/Filter

Mouth Eq. Ch.1: HATS 1 (HMS II.3)

Analysis

Direction	Out 2 -> In 2	Range length	200.00 ms
Range start	13550.00 ms	Sequence length	400.00 ms
Number of seq.	10	FIR filter	drp2ff_ieee1652
Use FIR Filter	Ch2	DRP/ERP Ch.2:	Off
DRP/ERP Ch.1:	Off	Frequency base	Transformation
FFT size	9600	Overlap	0 %
Window function.	Hanning	Smooth	Off
dB weighting	A Weighting	Stimulus max.	1815.0 Hz
Stimulus min.	1375.0 Hz	Analysis max.	1370.0 Hz
Analysis min.	20.0 Hz	Analysis (2) max.	20000.0 Hz
Analysis (2) min.	1820.0 Hz		

Special Features

Compensate delay 190.7000 ms (D_RCV_NB, Delay (Cross))
Store to variable RCVNB10_1600Hz

labCORE Settings

labCORE Serial	77000207	Nickname	
Firmware	3.4.17	Sync Source	Internal
Clock Pitch	0.00 ppm		

labCORE Routing

Out Channel 1 -> Power Amp. (Slot 10) 1 -> HATS 1 (HMS II.3) Speaker
Out Channel 2 -> Analog Out 1/2 2 -> Radio Tester 1 (CMW500) In
In Channel 1 <- Analog In 1/2 In 1 <- Radio Tester 1 (CMW500) Out
In Channel 2 <- BEQ Filter 1 R <- Mic Amp. (Slot 6) In 2 <- HATS 1 (HMS II.3) Mic. Right

Analog In Mainboard Settings (Analog In 1/2)

Range Ch. 1	0.00 dB	Ch. 0 Float	On
Range Ch. 2	0.00 dB	Ch. 1 Float	On

Analog Out Mainboard Settings (Analog Out 1/2)

Range Ch. 1	0.00 dB	Range Ch. 2	0.00 dB
-------------	---------	-------------	---------

Microphone Settings (Mic Amp. (Slot 6))**Channel In 1 Settings**

Range	114 dB[SPL] @ 12.5 mV/Pa	Highpass	Off
Polarisation Voltage	200V	Supply Voltage	±60V

Channel In 2 Settings

Range	114 dB[SPL] @ 12.5 mV/Pa	Highpass	20Hz
Polarisation Voltage	200V	Supply Voltage	±60V

Channel In 3 Settings

Range	114 dB[SPL] @ 12.5 mV/Pa	Highpass	Off
Polarisation Voltage	200V	Supply Voltage	±60V

Channel In 4 Settings

Range	114 dB[SPL] @ 12.5 mV/Pa	Highpass	Off
Polarisation Voltage	200V	Supply Voltage	±60V

BEQ Settings (BEQ Filter 1)

Block mode Bypass

Artificial Head Settings (HATS 1 (HMS II.3))

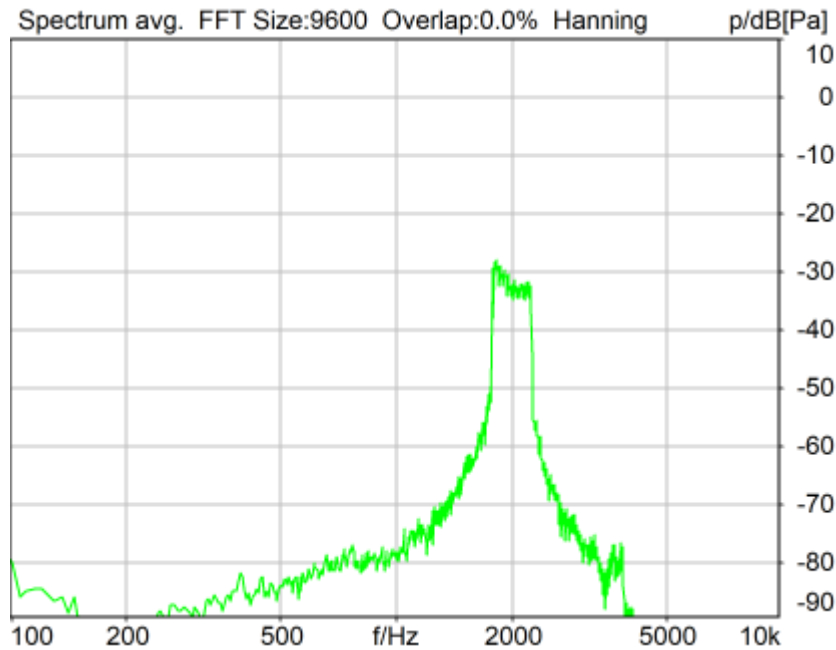
Ser. Nr.	12306613	Pinna Type	Type 3.3
----------	----------	------------	----------

HIB Settings

HIB Name	60020095	Serial	60020095
HIB Mode	Mobile Measurement	Impedance	32 Ohm
Gain out 1	-40.00 dB	Gain out 2	0.00 dB
Gain in 1	0.00 dB	Gain in 2	0.00 dB
Mic 1 Power Supply	Off	Mic 2 Power Supply	Off

5.2 RCV Distortion and Noise - 2000 Hz NB

TIA-5050 (2018-01) \ Measurements \ Narrowband \ 5.2 Receive Distortion and Noise 2N



Distortion (Noise) RCV (packed): 25.83 dB (5.11%) Ok

Ok

2024/1/10 10:51 ACQUA 5.1.200

Unmodified HEAD acoustics Measurement Descriptor

Limits

	lower
Run 1	20.00 dB

Meas. Setting off

Underlying Standard: TIA-5050 (2018-01)

Database Version: 40_HAC_Suite_Rev03

Source: act_rpn_b250ms_2000hz_sr20dbm0_v02.dat

Level adj. Ch1 -90.0 dB

Calibration

Input ch.2: 0.49 dB 2023/11/1 (HATS 1 (HMS II.3))

Output ch.2: 0.00 dB 2023/6/27 (Radio Tester 1 (CMW500))

HHP IV Settings (Setting: STD:(0,0,0) rel AHP)

MECRP Delta Ye	0.0 mm	Rotation Delta A	0.0 °
MECRP Delta Ze	0.0 mm	Rotation Delta C	0.0 °
Delta Xe	0.0 mm	Rotation Delta B	5.0 °
Delta Ye	0.0 mm	Delta A	0.0 °
		Delta C	0.0 °

Delta Ze	0.0 mm	Delta B	0.0 °
Ym	-4.4 mm	Ear Type	3.3 Coordinates

Mounting: Right Ear
Force to apply: 2.0 N, Force reached: 2.0 N

Output Equalization/Filter

Mouth Eq. Ch.1: HATS 1 (HMS II.3)

Analysis

Direction	Out 2 -> In 2	Range length	200.00 ms
Range start	13550.00 ms	Sequence length	400.00 ms
Number of seq.	10	FIR filter	drp2ff_ieee1652
Use FIR Filter	Ch2	DRP/ERP Ch.2:	Off
DRP/ERP Ch.1:	Off	Frequency base	Transformation
FFT size	9600	Overlap	0 %
Window function.	Hanning	Smooth	Off
dB weighting	A Weighting	Stimulus max.	2275.0 Hz
Stimulus min.	1745.0 Hz	Analysis max.	1740.0 Hz
Analysis min.	20.0 Hz	Analysis (2) max.	20000.0 Hz
Analysis (2) min.	2280.0 Hz		

Special Features

Compensate delay 190.7000 ms (D_RCV_NB, Delay (Cross))
Store to variable RCVNB10_2000Hz

labCORE Settings

labCORE Serial	77000207	Nickname	
Firmware	3.4.17	Sync Source	Internal
Clock Pitch	0.00 ppm		

labCORE Routing

Out Channel 1 -> Power Amp. (Slot 10) 1 -> HATS 1 (HMS II.3) Speaker
Out Channel 2 -> Analog Out 1/2 2 -> Radio Tester 1 (CMW500) In
In Channel 1 <- Analog In 1/2 In 1 <- Radio Tester 1 (CMW500) Out
In Channel 2 <- BEQ Filter 1 R <- Mic Amp. (Slot 6) In 2 <- HATS 1 (HMS II.3) Mic. Right

Analog In Mainboard Settings (Analog In 1/2)

Range Ch. 1	0.00 dB	Ch. 0 Float	On
Range Ch. 2	0.00 dB	Ch. 1 Float	On

Analog Out Mainboard Settings (Analog Out 1/2)

Range Ch. 1	0.00 dB	Range Ch. 2	0.00 dB
-------------	---------	-------------	---------

Microphone Settings (Mic Amp. (Slot 6))**Channel In 1 Settings**

Range	114 dB[SPL] @ 12.5 mV/Pa	Highpass	Off
Polarisation Voltage	200V	Supply Voltage	±60V

Channel In 2 Settings

Range	114 dB[SPL] @ 12.5 mV/Pa	Highpass	20Hz
Polarisation Voltage	200V	Supply Voltage	±60V

Channel In 3 Settings

Range	114 dB[SPL] @ 12.5 mV/Pa	Highpass	Off
Polarisation Voltage	200V	Supply Voltage	±60V

Channel In 4 Settings

Range	114 dB[SPL] @ 12.5 mV/Pa	Highpass	Off
Polarisation Voltage	200V	Supply Voltage	±60V

BEQ Settings (BEQ Filter 1)

Block mode Bypass

Artificial Head Settings (HATS 1 (HMS II.3))

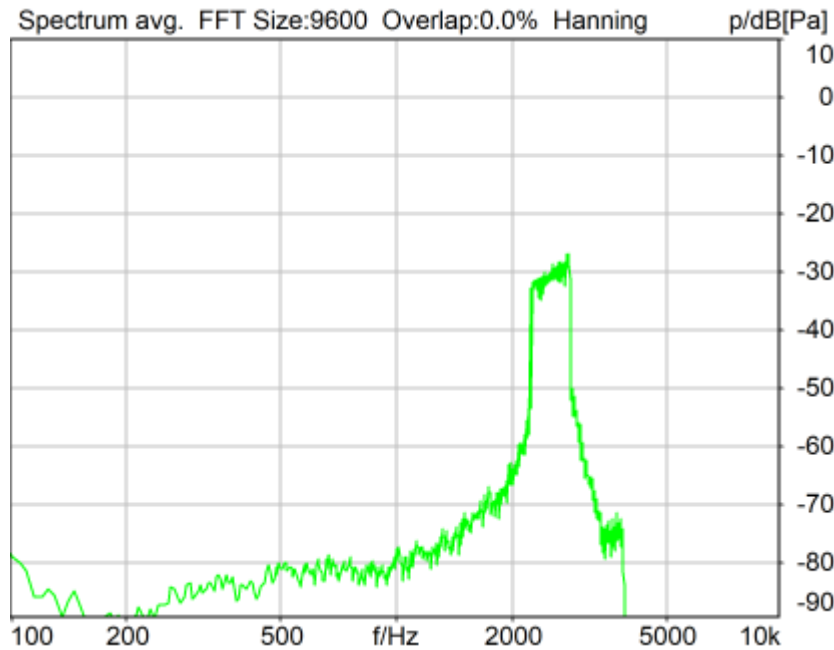
Ser. Nr.	12306613	Pinna Type	Type 3.3
----------	----------	------------	----------

HIB Settings

HIB Name	60020095	Serial	60020095
HIB Mode	Mobile Measurement	Impedance	32 Ohm
Gain out 1	-40.00 dB	Gain out 2	0.00 dB
Gain in 1	0.00 dB	Gain in 2	0.00 dB
Mic 1 Power Supply	Off	Mic 2 Power Supply	Off

5.2 RCV Distortion and Noise - 2500 Hz NB

TIA-5050 (2018-01) \ Measurements \ Narrowband \ 5.2 Receive Distortion and Noise 2N



Distortion (Noise) RCV (packed): 26.32 dB (4.83%) Ok

Ok

2024/1/10 10:51 ACQUA 5.1.200

Unmodified HEAD acoustics Measurement Descriptor

Limits

	lower
Run 1	20.00 dB

Meas. Setting off

Underlying Standard: TIA-5050 (2018-01)

Database Version: 40_HAC_Suite_Rev03

Source: act_rpn_b250ms_2500hz_sr20dbm0_v02.dat

Level adj. Ch1 -90.0 dB

Calibration

Input ch.2: 0.49 dB 2023/11/1 (HATS 1 (HMS II.3))

Output ch.2: 0.00 dB 2023/6/27 (Radio Tester 1 (CMW500))

HHP IV Settings (Setting: STD:(0,0,0) rel AHP)

MECRP Delta Ye	0.0 mm	Rotation Delta A	0.0 °
MECRP Delta Ze	0.0 mm	Rotation Delta C	0.0 °
Delta Xe	0.0 mm	Rotation Delta B	5.0 °
Delta Ye	0.0 mm	Delta A	0.0 °
		Delta C	0.0 °

Delta Ze	0.0 mm	Delta B	0.0 °
Ym	-4.4 mm	Ear Type	3.3 Coordinates

Mounting: Right Ear
Force to apply: 2.0 N, Force reached: 2.0 N

Output Equalization/Filter

Mouth Eq. Ch.1: HATS 1 (HMS II.3)

Analysis

Direction	Out 2 -> In 2	Range length	200.00 ms
Range start	13550.00 ms	Sequence length	400.00 ms
Number of seq.	10	FIR filter	drp2ff_ieee1652
Use FIR Filter	Ch2	DRP/ERP Ch.2:	Off
DRP/ERP Ch.1:	Off	Frequency base	Transformation
FFT size	9600	Overlap	0 %
Window function.	Hanning	Smooth	Off
dB weighting	A Weighting	Stimulus max.	2855.0 Hz
Stimulus min.	2205.0 Hz	Analysis max.	2200.0 Hz
Analysis min.	20.0 Hz	Analysis (2) max.	20000.0 Hz
Analysis (2) min.	2860.0 Hz		

Special Features

Compensate delay 190.7000 ms (D_RCV_NB, Delay (Cross))
Store to variable RCVNB10_2500Hz

labCORE Settings

labCORE Serial	77000207	Nickname	
Firmware	3.4.17	Sync Source	Internal
Clock Pitch	0.00 ppm		

labCORE Routing

Out Channel 1 -> Power Amp. (Slot 10) 1 -> HATS 1 (HMS II.3) Speaker
Out Channel 2 -> Analog Out 1/2 2 -> Radio Tester 1 (CMW500) In
In Channel 1 <- Analog In 1/2 In 1 <- Radio Tester 1 (CMW500) Out
In Channel 2 <- BEQ Filter 1 R <- Mic Amp. (Slot 6) In 2 <- HATS 1 (HMS II.3) Mic. Right

Analog In Mainboard Settings (Analog In 1/2)

Range Ch. 1	0.00 dB	Ch. 0 Float	On
Range Ch. 2	0.00 dB	Ch. 1 Float	On

Analog Out Mainboard Settings (Analog Out 1/2)

Range Ch. 1	0.00 dB	Range Ch. 2	0.00 dB
-------------	---------	-------------	---------

Microphone Settings (Mic Amp. (Slot 6))**Channel In 1 Settings**

Range	114 dB[SPL] @ 12.5 mV/Pa	Highpass	Off
Polarisation Voltage	200V	Supply Voltage	±60V

Channel In 2 Settings

Range	114 dB[SPL] @ 12.5 mV/Pa	Highpass	20Hz
Polarisation Voltage	200V	Supply Voltage	±60V

Channel In 3 Settings

Range	114 dB[SPL] @ 12.5 mV/Pa	Highpass	Off
Polarisation Voltage	200V	Supply Voltage	±60V

Channel In 4 Settings

Range	114 dB[SPL] @ 12.5 mV/Pa	Highpass	Off
Polarisation Voltage	200V	Supply Voltage	±60V

BEQ Settings (BEQ Filter 1)

Block mode Bypass

Artificial Head Settings (HATS 1 (HMS II.3))

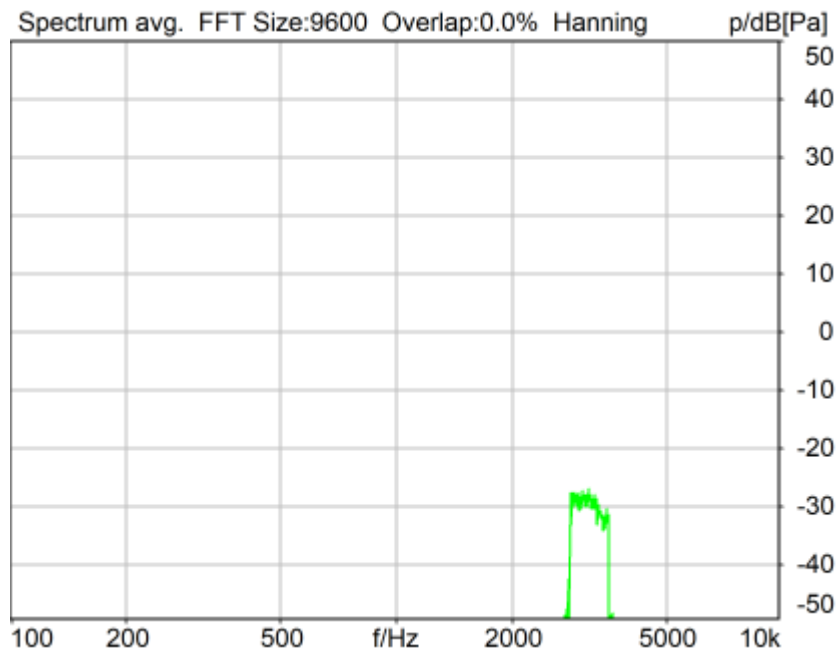
Ser. Nr.	12306613	Pinna Type	Type 3.3
----------	----------	------------	----------

HIB Settings

HIB Name	60020095	Serial	60020095
HIB Mode	Mobile Measurement	Impedance	32 Ohm
Gain out 1	-40.00 dB	Gain out 2	0.00 dB
Gain in 1	0.00 dB	Gain in 2	0.00 dB
Mic 1 Power Supply	Off	Mic 2 Power Supply	Off

5.2 RCV Distortion and Noise - 3150 Hz NB

TIA-5050 (2018-01) \ Measurements \ Narrowband \ 5.2 Receive Distortion and Noise 2N



Distortion (Noise) RCV (packed): 22.92 dB (7.14%) Ok

Ok

2024/1/10 10:51 ACQUA 5.1.200

Unmodified HEAD acoustics Measurement Descriptor

Limits

	lower
Run 1	20.00 dB

Meas. Setting off

Underlying Standard: TIA-5050 (2018-01)

Database Version: 40_HAC_Suite_Rev03

Source: act_rpn_b250ms_3150hz_sr20dbm0_v02.dat

Level adj. Ch1 -90.0 dB

Calibration

Input ch.2: 0.49 dB 2023/11/1 (HATS 1 (HMS II.3))

Output ch.2: 0.00 dB 2023/6/27 (Radio Tester 1 (CMW500))

HHP IV Settings (Setting: STD:(0,0,0) rel AHP)

MECRP Delta Ye	0.0 mm	Rotation Delta A	0.0 °
MECRP Delta Ze	0.0 mm	Rotation Delta C	0.0 °
Delta Xe	0.0 mm	Rotation Delta B	5.0 °
Delta Ye	0.0 mm	Delta A	0.0 °
		Delta C	0.0 °

Delta Ze	0.0 mm	Delta B	0.0 °
Ym	-4.4 mm	Ear Type	3.3 Coordinates

Mounting: Right Ear
Force to apply: 2.0 N, Force reached: 2.0 N

Output Equalization/Filter

Mouth Eq. Ch.1: HATS 1 (HMS II.3)

Analysis

Direction	Out 2 -> In 2	Range length	200.00 ms
Range start	13550.00 ms	Sequence length	400.00 ms
Number of seq.	10	FIR filter	drp2ff_ieee1652
Use FIR Filter	Ch2	DRP/ERP Ch.2:	Off
DRP/ERP Ch.1:	Off	Frequency base	Transformation
FFT size	9600	Overlap	0 %
Window function.	Hanning	Smooth	Off
dB weighting	A Weighting	Stimulus max.	3585.0 Hz
Stimulus min.	2785.0 Hz	Analysis max.	2780.0 Hz
Analysis min.	20.0 Hz	Analysis (2) max.	20000.0 Hz
Analysis (2) min.	3590.0 Hz		

Special Features

Compensate delay 190.7000 ms (D_RCV_NB, Delay (Cross))
Store to variable RCVNB10_3150Hz

labCORE Settings

labCORE Serial	77000207	Nickname	
Firmware	3.4.17	Sync Source	Internal
Clock Pitch	0.00 ppm		

labCORE Routing

Out Channel 1 -> Power Amp. (Slot 10) 1 -> HATS 1 (HMS II.3) Speaker
Out Channel 2 -> Analog Out 1/2 2 -> Radio Tester 1 (CMW500) In
In Channel 1 <- Analog In 1/2 In 1 <- Radio Tester 1 (CMW500) Out
In Channel 2 <- BEQ Filter 1 R <- Mic Amp. (Slot 6) In 2 <- HATS 1 (HMS II.3) Mic. Right

Analog In Mainboard Settings (Analog In 1/2)

Range Ch. 1	0.00 dB	Ch. 0 Float	On
Range Ch. 2	0.00 dB	Ch. 1 Float	On

Analog Out Mainboard Settings (Analog Out 1/2)

Range Ch. 1	0.00 dB	Range Ch. 2	0.00 dB
-------------	---------	-------------	---------

Microphone Settings (Mic Amp. (Slot 6))**Channel In 1 Settings**

Range	114 dB[SPL] @ 12.5 mV/Pa	Highpass	Off
Polarisation Voltage	200V	Supply Voltage	±60V

Channel In 2 Settings

Range	114 dB[SPL] @ 12.5 mV/Pa	Highpass	20Hz
Polarisation Voltage	200V	Supply Voltage	±60V

Channel In 3 Settings

Range	114 dB[SPL] @ 12.5 mV/Pa	Highpass	Off
Polarisation Voltage	200V	Supply Voltage	±60V

Channel In 4 Settings

Range	114 dB[SPL] @ 12.5 mV/Pa	Highpass	Off
Polarisation Voltage	200V	Supply Voltage	±60V

BEQ Settings (BEQ Filter 1)

Block mode Bypass

Artificial Head Settings (HATS 1 (HMS II.3))

Ser. Nr.	12306613	Pinna Type	Type 3.3
----------	----------	------------	----------

HIB Settings

HIB Name	60020095	Serial	60020095
HIB Mode	Mobile Measurement	Impedance	32 Ohm
Gain out 1	-40.00 dB	Gain out 2	0.00 dB
Gain in 1	0.00 dB	Gain in 2	0.00 dB
Mic 1 Power Supply	Off	Mic 2 Power Supply	Off

Report - Receive Distortion and Noise (Conversational Gain)

TIA-5050 (2018-01) \ Measurements \ Narrowband \ 5.2 Receive Distortion and Noise 2N

Region	Frequency	SDNR
1	400Hz	31.79 dB
2	500Hz	31.24 dB
3	630Hz	31.78 dB
4	800Hz	29.63 dB
5	1000Hz	28.32 dB
6	1250Hz	26.26 dB
7	1600Hz	28.19 dB
8	2000Hz	25.83 dB
9	2500Hz	26.32 dB
10	3150Hz	22.92 dB

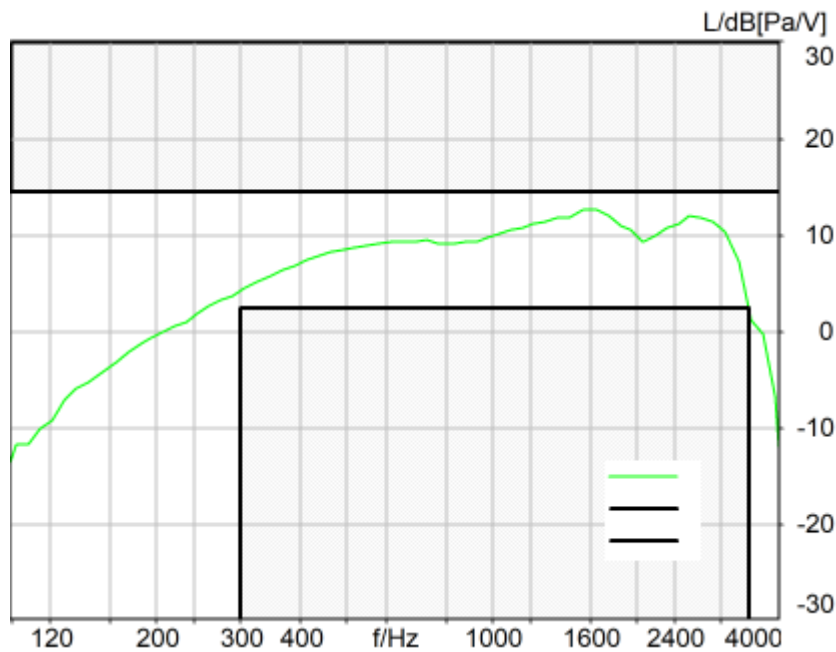
All SDNRs were greater than 20.0 dB, requirement was met.

Smallest SDNR was 22.92dB at 3150Hz.

2024/1/10 10:52 ACQUA

5.3 Frequency Response 8N FF HANB

TIA-5050 (2018-01) \ Measurements \ Narrowband



Absolute minimal distance
1.97 dB at 305.9 Hz Ok

Ok

2024/1/10 10:45 ACQUA 5.1.200
Unmodified HEAD acoustics Measurement Descriptor

Limits

	lower
Run 1	Fit into tolerance

Meas. Setting off

Underlying Standard: TIA-5050 (2018-01)
Database Version: 40_HAC_Suite_Rev03

Source: respmaleieeee269_nb_r16.dat

Level adj. Ch1 -90.0 dB Level adj. Ch2 -4.0 dB

NARROWBAND IEEE-269-2010 Real Speech Signal at Channel 2

Pause 0.5 s +

Real Speech (english, male speaker) 11.5 s, Active Speech Level: -16 dBm0, margin 15.9 dB +

Pause till end of file

Signal level (ch1): -16 dBm0 Active Speech Level, margin 15.9 dB

Signal taken from "IEEE_269-2010_Male_mono_48_kHz.wav"

Alteration:

0.2 s Pause added at the beginning of the file.

0.8 s Pause added at the end of the file.
 filtered with 4.0 kHz low-pass filter
 signal level changed

Calibration

Input ch.2: 0.49 dB 2023/11/1 (HATS 1 (HMS II.3))
 Output ch.2: 0.00 dB 2023/6/27 (Radio Tester 1 (CMW500))

HHP IV Settings (Setting: STD:(0,0,0) rel AHP)

MECRP Delta Ye	0.0 mm	Rotation Delta A	0.0 °
MECRP Delta Ze	0.0 mm	Rotation Delta C	0.0 °
Delta Xe	0.0 mm	Rotation Delta B	5.0 °
Delta Ye	0.0 mm	Delta A	0.0 °
Delta Ze	0.0 mm	Delta C	0.0 °
Ym	-6.9 mm	Delta B	0.0 °
		Ear Type	3.3 Coordinates

Mounting: Right Ear
 Force to apply: 8.0 N, Force reached: 7.9 N

Output Equalization/Filter

Mouth Eq. Ch.1: HATS 1 (HMS II.3)

Analysis

Direction	Out 2 -> In 2	Range length	11500.00 ms
Range start	500.00 ms	FIR filter	drp2ff_ieee1652
Use FIR Filter	Ch2	DRP/ERP Ch.2:	Off
DRP/ERP Ch.1:	Off	DIN Row	Row A
Frequency base	12th octave	Overlap	75 %
Method	FFT	Window function.	Hanning
FFT size	4096	Reference file	r521_rcv_frq_spee269_hanb.fft
Tol. scheme file	521_rcv_frq_man_hanb.tol	Min. freq. for tol.	100.0 Hz
Auto adjust	Centrate	Max. freq. for tol.	4000.0 Hz

Special Features

Compensate delay 190.7000 ms (D_RCV_NB, Delay (Cross))

labCORE Settings

labCORE Serial	77000207	Nickname	
Firmware	3.4.17	Sync Source	Internal
Clock Pitch	0.00 ppm		

labCORE Routing

Out Channel 1 -> Power Amp. (Slot 10) 1 -> HATS 1 (HMS II.3) Speaker
 Out Channel 2 -> Analog Out 1/2 2 -> Radio Tester 1 (CMW500) In
 In Channel 1 <- Analog In 1/2 In 1 <- Radio Tester 1 (CMW500) Out
 In Channel 2 <- BEQ Filter 1 R <- Mic Amp. (Slot 6) In 2 <- HATS 1 (HMS II.3) Mic. Right

Analog In Mainboard Settings (Analog In 1/2)

Range Ch. 1	0.00 dB	Ch. 0 Float	On
Range Ch. 2	0.00 dB	Ch. 1 Float	On

Analog Out Mainboard Settings (Analog Out 1/2)

Range Ch. 1	0.00 dB	Range Ch. 2	0.00 dB
-------------	---------	-------------	---------

Microphone Settings (Mic Amp. (Slot 6))

Channel In 1 Settings			
Range	114 dB[SPL] @ 12.5 mV/Pa	Highpass	Off
Polarisation Voltage	200V	Supply Voltage	±60V
Channel In 2 Settings			
Range	114 dB[SPL] @ 12.5 mV/Pa	Highpass	20Hz
Polarisation Voltage	200V	Supply Voltage	±60V
Channel In 3 Settings			
Range	114 dB[SPL] @ 12.5 mV/Pa	Highpass	Off

Polarisation Voltage	200V	Supply Voltage	±60V
Channel In 4 Settings			
Range	114 dB[SPL] @ 12.5 mV/Pa	Highpass	Off
Polarisation Voltage	200V	Supply Voltage	±60V

BEQ Settings (BEQ Filter 1)

Block mode Bypass

Artificial Head Settings (HATS 1 (HMS II.3))

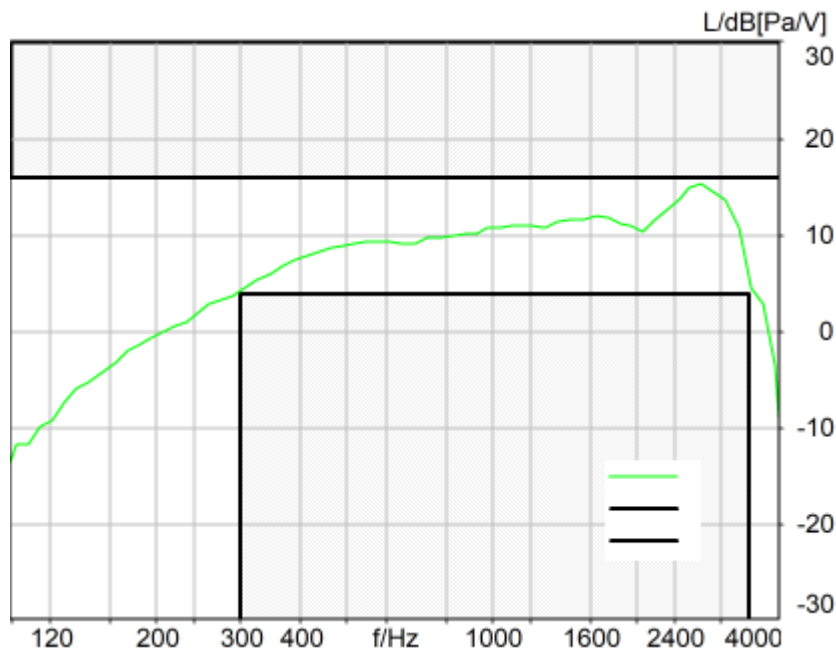
Ser. Nr.	12306613	Pinna Type	Type 3.3
----------	----------	------------	----------

HIB Settings

HIB Name	60020095	Serial	60020095
HIB Mode	Mobile Measurement	Impedance	32 Ohm
Gain out 1	-40.00 dB	Gain out 2	0.00 dB
Gain in 1	0.00 dB	Gain in 2	0.00 dB
Mic 1 Power Supply	Off	Mic 2 Power Supply	Off

5.3 Frequency Response 8N DF HANB

TIA-5050 (2018-01) \ Measurements \ Narrowband



Absolute minimal distance
0.66 dB at 2721.8 Hz Ok

Ok

2024/1/10 10:46 ACQUA 5.1.200
Unmodified HEAD acoustics Measurement Descriptor

Limits

	lower
Run 1	Fit into tolerance

Meas. Setting off

Underlying Standard: TIA-5050 (2018-01)
Database Version: 40_HAC_Suite_Rev03

Source: respmaleieeee269_nb_r16.dat

Level adj. Ch1 -90.0 dB Level adj. Ch2 -4.0 dB

NARROWBAND IEEE-269-2010 Real Speech Signal at Channel 2

Pause 0.5 s +

Real Speech (english, male speaker) 11.5 s, Active Speech Level: -16 dBm0, margin 15.9 dB +

Pause till end of file

Signal level (ch1): -16 dBm0 Active Speech Level, margin 15.9 dB

Signal taken from "IEEE_269-2010_Male_mono_48_kHz.wav"

Alteration:

0.2 s Pause added at the beginning of the file.

0.8 s Pause added at the end of the file.
 filtered with 4.0 kHz low-pass filter
 signal level changed

Calibration

Input ch.2: 0.49 dB 2023/11/1 (HATS 1 (HMS II.3))
 Output ch.2: 0.00 dB 2023/6/27 (Radio Tester 1 (CMW500))

HHP IV Settings (Setting: STD:(0,0,0) rel AHP)

MECRP Delta Ye	0.0 mm	Rotation Delta A	0.0 °
MECRP Delta Ze	0.0 mm	Rotation Delta C	0.0 °
Delta Xe	0.0 mm	Rotation Delta B	5.0 °
Delta Ye	0.0 mm	Delta A	0.0 °
Delta Ze	0.0 mm	Delta C	0.0 °
Ym	-6.9 mm	Delta B	0.0 °
		Ear Type 3.3 Coordinates	

Mounting: Right Ear
 Force to apply: 8.0 N, Force reached: 7.9 N

Output Equalization/Filter

Mouth Eq. Ch.1: HATS 1 (HMS II.3)

Analysis

Direction	Out 2 -> In 2	Range length	11500.00 ms
Range start	500.00 ms	FIR filter	drp2df_ieee1652
Use FIR Filter	Ch2	DRP/ERP Ch.2:	Off
DRP/ERP Ch.1:	Off	DIN Row	Row A
Frequency base	12th octave	Overlap	75 %
Method	FFT	Window function.	Hanning
FFT size	4096	Reference file	r521_rcv_frq_spee269_hanb.fft
Tol. scheme file	521_rcv_frq_man_hanb.tol	Min. freq. for tol.	100.0 Hz
Auto adjust	Centrate	Max. freq. for tol.	4000.0 Hz

Special Features

Compensate delay 190.7000 ms (D_RCV_NB, Delay (Cross))

labCORE Settings

labCORE Serial	77000207	Nickname	
Firmware	3.4.17	Sync Source	Internal
Clock Pitch	0.00 ppm		

labCORE Routing

Out Channel 1 -> Power Amp. (Slot 10) 1 -> HATS 1 (HMS II.3) Speaker
 Out Channel 2 -> Analog Out 1/2 2 -> Radio Tester 1 (CMW500) In
 In Channel 1 <- Analog In 1/2 In 1 <- Radio Tester 1 (CMW500) Out
 In Channel 2 <- BEQ Filter 1 R <- Mic Amp. (Slot 6) In 2 <- HATS 1 (HMS II.3) Mic. Right

Analog In Mainboard Settings (Analog In 1/2)

Range Ch. 1	0.00 dB	Ch. 0 Float	On
Range Ch. 2	0.00 dB	Ch. 1 Float	On

Analog Out Mainboard Settings (Analog Out 1/2)

Range Ch. 1	0.00 dB	Range Ch. 2	0.00 dB
-------------	---------	-------------	---------

Microphone Settings (Mic Amp. (Slot 6))

Channel In 1 Settings			
Range	114 dB[SPL] @ 12.5 mV/Pa	Highpass	Off
Polarisation Voltage	200V	Supply Voltage	±60V
Channel In 2 Settings			
Range	114 dB[SPL] @ 12.5 mV/Pa	Highpass	20Hz
Polarisation Voltage	200V	Supply Voltage	±60V
Channel In 3 Settings			
Range	114 dB[SPL] @ 12.5 mV/Pa	Highpass	Off

Polarisation Voltage	200V	Supply Voltage	±60V
Channel In 4 Settings			
Range	114 dB[SPL] @ 12.5 mV/Pa	Highpass	Off
Polarisation Voltage	200V	Supply Voltage	±60V

BEQ Settings (BEQ Filter 1)

Block mode Bypass

Artificial Head Settings (HATS 1 (HMS II.3))

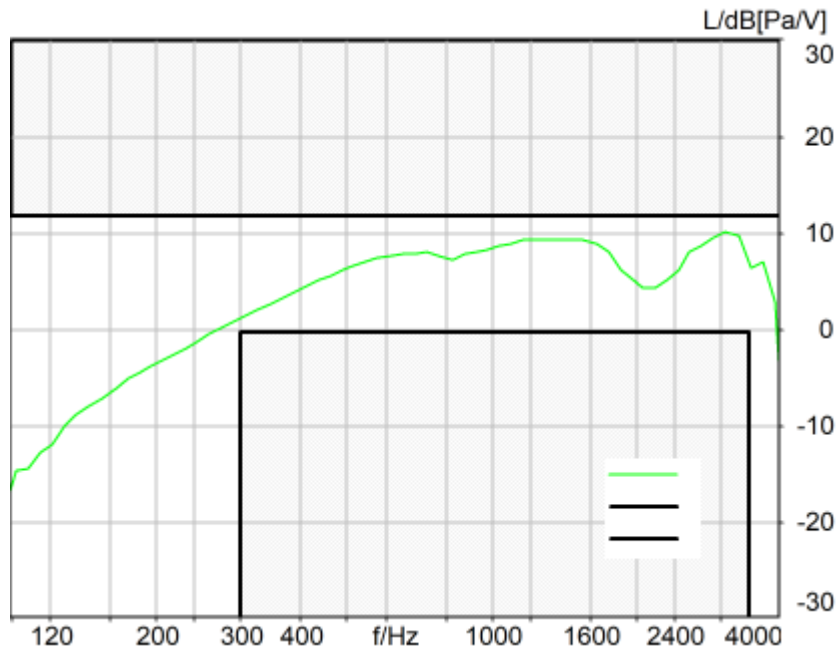
Ser. Nr.	12306613	Pinna Type	Type 3.3
----------	----------	------------	----------

HIB Settings

HIB Name	60020095	Serial	60020095
HIB Mode	Mobile Measurement	Impedance	32 Ohm
Gain out 1	-40.00 dB	Gain out 2	0.00 dB
Gain in 1	0.00 dB	Gain in 2	0.00 dB
Mic 1 Power Supply	Off	Mic 2 Power Supply	Off

5.3 Frequency Response 2N FF HANB

TIA-5050 (2018-01) \ Measurements \ Narrowband



Absolute minimal distance
1.66 dB at 3058.6 Hz Ok

Ok

2024/1/10 10:52 ACQUA 5.1.200
Unmodified HEAD acoustics Measurement Descriptor

Limits

	lower
Run 1	Fit into tolerance

Meas. Setting off

Underlying Standard: TIA-5050 (2018-01)
Database Version: 40_HAC_Suite_Rev03

Source: respmaleieeee269_nb_r16.dat

Level adj. Ch1 -90.0 dB Level adj. Ch2 -4.0 dB

NARROWBAND IEEE-269-2010 Real Speech Signal at Channel 2

Pause 0.5 s +

Real Speech (english, male speaker) 11.5 s, Active Speech Level: -16 dBm0, margin 15.9 dB +

Pause till end of file

Signal level (ch1): -16 dBm0 Active Speech Level, margin 15.9 dB

Signal taken from "IEEE_269-2010_Male_mono_48_kHz.wav"

Alteration:

0.2 s Pause added at the beginning of the file.

0.8 s Pause added at the end of the file.
 filtered with 4.0 kHz low-pass filter
 signal level changed

Calibration

Input ch.2: 0.49 dB 2023/11/1 (HATS 1 (HMS II.3))
 Output ch.2: 0.00 dB 2023/6/27 (Radio Tester 1 (CMW500))

HHP IV Settings (Setting: STD:(0,0,0) rel AHP)

MECRP Delta Ye	0.0 mm	Rotation Delta A	0.0 °
MECRP Delta Ze	0.0 mm	Rotation Delta C	0.0 °
Delta Xe	0.0 mm	Rotation Delta B	5.0 °
Delta Ye	0.0 mm	Delta A	0.0 °
Delta Ze	0.0 mm	Delta C	0.0 °
Ym	-4.4 mm	Delta B	0.0 °
		Ear Type	3.3 Coordinates

Mounting: Right Ear
 Force to apply: 2.0 N, Force reached: 2.0 N

Output Equalization/Filter

Mouth Eq. Ch.1: HATS 1 (HMS II.3)

Analysis

Direction	Out 2 -> In 2	Range length	11500.00 ms
Range start	500.00 ms	FIR filter	drp2ff_ieee1652
Use FIR Filter	Ch2	DRP/ERP Ch.2:	Off
DRP/ERP Ch.1:	Off	DIN Row	Row A
Frequency base	12th octave	Overlap	75 %
Method	FFT	Window function.	Hanning
FFT size	4096	Reference file	r521_rcv_frq_spee269_hanb.fft
Tol. scheme file	521_rcv_frq_man_hanb.tol	Min. freq. for tol.	100.0 Hz
Auto adjust	Centrate	Max. freq. for tol.	4000.0 Hz

Special Features

Compensate delay 190.7000 ms (D_RCV_NB, Delay (Cross))

labCORE Settings

labCORE Serial	77000207	Nickname	
Firmware	3.4.17	Sync Source	Internal
Clock Pitch	0.00 ppm		

labCORE Routing

Out Channel 1 -> Power Amp. (Slot 10) 1 -> HATS 1 (HMS II.3) Speaker
 Out Channel 2 -> Analog Out 1/2 2 -> Radio Tester 1 (CMW500) In
 In Channel 1 <- Analog In 1/2 In 1 <- Radio Tester 1 (CMW500) Out
 In Channel 2 <- BEQ Filter 1 R <- Mic Amp. (Slot 6) In 2 <- HATS 1 (HMS II.3) Mic. Right

Analog In Mainboard Settings (Analog In 1/2)

Range Ch. 1	0.00 dB	Ch. 0 Float	On
Range Ch. 2	0.00 dB	Ch. 1 Float	On

Analog Out Mainboard Settings (Analog Out 1/2)

Range Ch. 1	0.00 dB	Range Ch. 2	0.00 dB
-------------	---------	-------------	---------

Microphone Settings (Mic Amp. (Slot 6))

Channel In 1 Settings			
Range	114 dB[SPL] @ 12.5 mV/Pa	Highpass	Off
Polarisation Voltage	200V	Supply Voltage	±60V
Channel In 2 Settings			
Range	114 dB[SPL] @ 12.5 mV/Pa	Highpass	20Hz
Polarisation Voltage	200V	Supply Voltage	±60V
Channel In 3 Settings			
Range	114 dB[SPL] @ 12.5 mV/Pa	Highpass	Off

Polarisation Voltage	200V	Supply Voltage	±60V
Channel In 4 Settings			
Range	114 dB[SPL] @ 12.5 mV/Pa	Highpass	Off
Polarisation Voltage	200V	Supply Voltage	±60V

BEQ Settings (BEQ Filter 1)

Block mode Bypass

Artificial Head Settings (HATS 1 (HMS II.3))

Ser. Nr. 12306613

Pinna Type Type 3.3

HIB Settings

HIB Name 60020095

Serial 60020095

HIB Mode Mobile Measurement

Impedance 32 Ohm

Gain out 1 -40.00 dB

Gain out 2 0.00 dB

Gain in 1 0.00 dB

Gain in 2 0.00 dB

Mic 1 Power Supply Off

Mic 2 Power Supply Off

Measurement Protocol

Measurement Object	GSM850_AMR WB12.65kbps_CH162
Project	HMD_2322#N159V

Project	TIA-5050 (2018-01)
Report Generation Date	2024/2/2 13:06
Responsible Person	audio

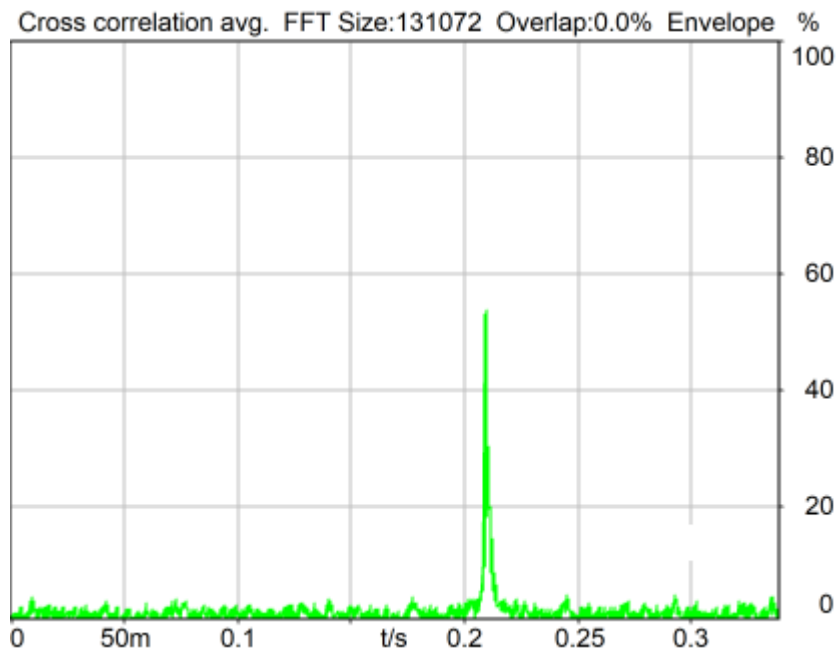
Status Overview

SMD	Status	Single Value Description	Single Value	Object
Overall Receive Delay WB	Done	Delay (Cross) [ms]	210.0	GSM850_AMR WB12.65kbps_CH162
5.1a Receive Volume Control Performance 8N WB	Not Ok	Corrected Speech Level [dB[SPL]]	14.93	GSM850_AMR WB12.65kbps_CH162
5.1b Receive Volume Control Performance 2N WB	Ok	Corrected Speech Level [dB[SPL]]	10.24	GSM850_AMR WB12.65kbps_CH162

Overall Receive Delay WB	5
5.1a Receive Volume Control Performance 8N WB	8
5.1b Receive Volume Control Performance 2N WB	11

Overall Receive Delay WB

TIA-5050 (2018-01) \ Measurements \ Wideband \ Preparation - Delay measurement



Delay (Cross): 210.0 ms

2024/1/20 11:22 ACQUA 5.1.200

Unmodified HEAD acoustics Measurement Descriptor

Meas. Setting off

Underlying Standard: TIA-5050 (2018-01)

Database Version: 40_HAC_Suite_Rev03

Source: csswb1b_r1s.dat

WIDEBAND Composite Source Signal RCV P.501 (1 bursts) at Channel 2

Pause 0.5 s +

voiced signal + 8000 Hz band limited random noise 1.0 s +

Pause till end of file

Signal level (ch2): -14.7 dBm0 (corresponds to approx. -16.0 dBm0 for a 350 ms CSS considering 101 ms Pause) from 0.5s to 1.544s for 4-k FFT, Hanning window,

75 % overlap in frequency range of 100 to 8000 Hz

Calibration

Input ch.2: 0.49 dB 2023/11/1 (HATS 1 (HMS II.3))

Output ch.1: 0.00 dB

Output ch.2: 0.00 dB 2023/6/27 (Radio Tester 1 (CMW500))

HHP IV Settings (Setting: STD:(0,0,0) rel AHP)

MECRP Delta Ye	0.0 mm	Rotation Delta A	0.0 °
MECRP Delta Ze	0.0 mm	Rotation Delta C	0.0 °
Delta Xe	0.0 mm	Rotation Delta B	5.0 °
		Delta A	0.0 °

Delta Ye	0.0 mm	Delta C	0.0 °
Delta Ze	0.0 mm	Delta B	0.0 °
Ym	-4.8 mm	Ear Type 3.3 Coordinates	

Mounting: Right Ear
Force to apply: 8.0 N, Force reached: 8.1 N

Output Equalization/Filter

Mouth Eq. Ch.1: HATS 1 (HMS II.3)

Analysis

Range start	550.00 ms	Range length	1950.00 ms
DRP/ERP Ch.1:	Off	DRP/ERP Ch.2:	Off
Frequency base	Transformation	Overlap	0 %
FFT size	131072	Smooth	Off
Window function.	Hanning		
Delayed channel	None		
Valid range start	-1228.79 ms	Valid range end	1228.81 ms

Special Features

Show source signal Source ch.2	Store to variable	D_RCV_WB
--------------------------------	-------------------	----------

labCORE Settings

labCORE Serial	77000207	Nickname	
Firmware	3.4.17	Sync Source	Internal
Clock Pitch	0.00 ppm		

labCORE Routing

Out Channel 1 -> Power Amp. (Slot 10) 1 -> HATS 1 (HMS II.3) Speaker
Out Channel 2 -> Analog Out 1/2 2 -> Radio Tester 1 (CMW500) In
In Channel 1 <- Analog In 1/2 In 1 <- Radio Tester 1 (CMW500) Out
In Channel 2 <- BEQ Filter 1 R <- Mic Amp. (Slot 6) In 2 <- HATS 1 (HMS II.3) Mic. Right

Analog In Mainboard Settings (Analog In 1/2)

Range Ch. 1	0.00 dB	Ch. 0 Float	On
Range Ch. 2	0.00 dB	Ch. 1 Float	On

Analog Out Mainboard Settings (Analog Out 1/2)

Range Ch. 1	0.00 dB	Range Ch. 2	0.00 dB
-------------	---------	-------------	---------

Microphone Settings (Mic Amp. (Slot 6))**Channel In 1 Settings**

Range	114 dB[SPL] @ 12.5 mV/Pa	Highpass	Off
Polarisation Voltage	200V	Supply Voltage	±60V

Channel In 2 Settings

Range	114 dB[SPL] @ 12.5 mV/Pa	Highpass	20Hz
Polarisation Voltage	200V	Supply Voltage	±60V

Channel In 3 Settings

Range	114 dB[SPL] @ 12.5 mV/Pa	Highpass	Off
Polarisation Voltage	200V	Supply Voltage	±60V

Channel In 4 Settings

Range	114 dB[SPL] @ 12.5 mV/Pa	Highpass	Off
Polarisation Voltage	200V	Supply Voltage	±60V

BEQ Settings (BEQ Filter 1)

Block mode Bypass

Artificial Head Settings (HATS 1 (HMS II.3))

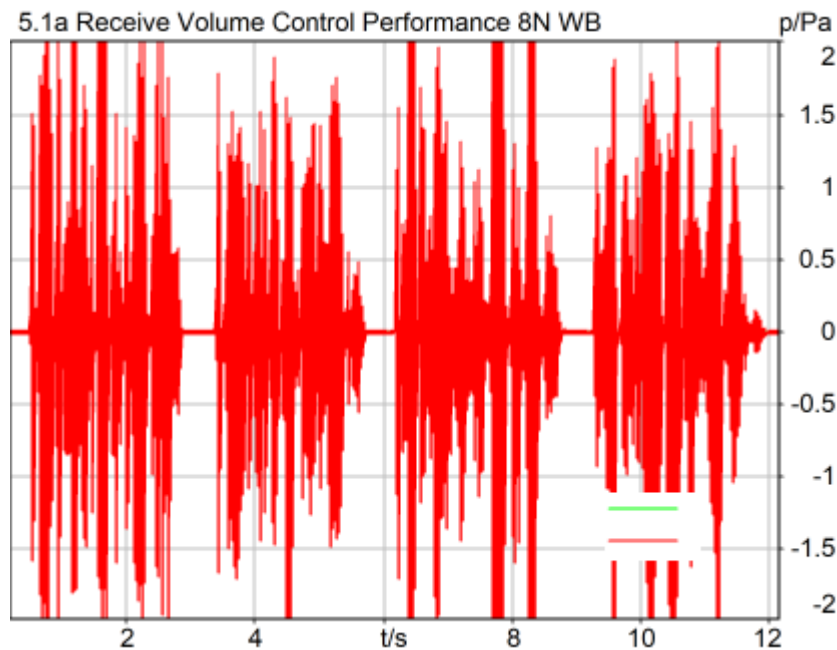
Ser. Nr.	12306613	Pinna Type	Type 3.3
----------	----------	------------	----------

HIB Settings

HIB Name	60020095	Serial	60020095
HIB Mode	Mobile Measurement	Impedance	32 Ohm
Gain out 1	-40.00 dB	Gain out 2	0.00 dB
Gain in 1	0.00 dB	Gain in 2	0.00 dB
Mic 1 Power Supply	Off	Mic 2 Power Supply	Off

5.1a Receive Volume Control Performance 8N WB

TIA-5050 (2018-01) \ Measurements \ Wideband



Correction

X - 70

Speech Level RCV: 84.93 dB[SPL], Act.: 86.00%

Corrected Speech Level: 14.93 dB[SPL] Not Ok

Not Ok

2024/1/20 11:14 ACQUA 5.1.200

Limits

	lower
Run 1	18.00 dB20uPa

Meas. Setting off

Underlying Standard: TIA-5050 (2018-01)

Database Version: 40_HAC_Suite_Rev03

Calibration

Input ch.2: 0.49 dB 2023/11/1 (HATS 1 (HMS II.3))

Output ch.2: 0.00 dB 2023/6/27 (Radio Tester 1 (CMW500))

HHP IV Settings (Setting: STD:(0,0,0) rel AHP)

MECRP Delta Ye	0.0 mm	Rotation Delta A	0.0 °
		Rotation Delta C	0.0 °

MECRP Delta Ze	0.0 mm	Rotation Delta B	5.0 °
Delta Xe	0.0 mm	Delta A	0.0 °
Delta Ye	0.0 mm	Delta C	0.0 °
Delta Ze	0.0 mm	Delta B	0.0 °
Ym	-3.9 mm	Ear Type	3.3 Coordinates

Mounting: Right Ear
Force to apply: 8.0 N, Force reached: 7.9 N

Output Equalization/Filter

Mouth Eq. Ch.1: HATS 1 (HMS II.3)

Analysis

Direction	Out 2 -> In 2	Range length	12000.00 ms
Range start	200.00 ms	FIR filter	drp2ff_ieee1652
Use FIR Filter	Ch2	Margin (15.9dB nom)	
Bandpass filter	Super Wideband		
15.90 dB			

Special Features

Show source signal Source ch.2
Compensate delay 210.0000 ms (D_RCV_WB, Delay (Cross))

labCORE Settings

labCORE Serial	77000207	Nickname	
Firmware	3.4.17	Sync Source	Internal
Clock Pitch	0.00 ppm		

labCORE Routing

Out Channel 1 -> Power Amp. (Slot 10) 1 -> HATS 1 (HMS II.3) Speaker
Out Channel 2 -> Analog Out 1/2 2 -> Radio Tester 1 (CMW500) In
In Channel 1 <- Analog In 1/2 In 1 <- Radio Tester 1 (CMW500) Out
In Channel 2 <- BEQ Filter 1 R <- Mic Amp. (Slot 6) In 2 <- HATS 1 (HMS II.3) Mic. Right

Analog In Mainboard Settings (Analog In 1/2)

Range Ch. 1	0.00 dB	Ch. 0 Float	On
Range Ch. 2	0.00 dB	Ch. 1 Float	On

Analog Out Mainboard Settings (Analog Out 1/2)

Range Ch. 1	0.00 dB	Range Ch. 2	0.00 dB
-------------	---------	-------------	---------

Microphone Settings (Mic Amp. (Slot 6))

Channel In 1 Settings			
Range	114 dB[SPL] @ 12.5 mV/Pa	Highpass	Off
Polarisation Voltage	200V	Supply Voltage	±60V
Channel In 2 Settings			
Range	114 dB[SPL] @ 12.5 mV/Pa	Highpass	20Hz
Polarisation Voltage	200V	Supply Voltage	±60V
Channel In 3 Settings			
Range	114 dB[SPL] @ 12.5 mV/Pa	Highpass	Off
Polarisation Voltage	200V	Supply Voltage	±60V
Channel In 4 Settings			
Range	114 dB[SPL] @ 12.5 mV/Pa	Highpass	Off
Polarisation Voltage	200V	Supply Voltage	±60V

BEQ Settings (BEQ Filter 1)

Block mode Bypass

Artificial Head Settings (HATS 1 (HMS II.3))

Ser. Nr.	12306613	Pinna Type	Type 3.3
----------	----------	------------	----------

HIB Settings

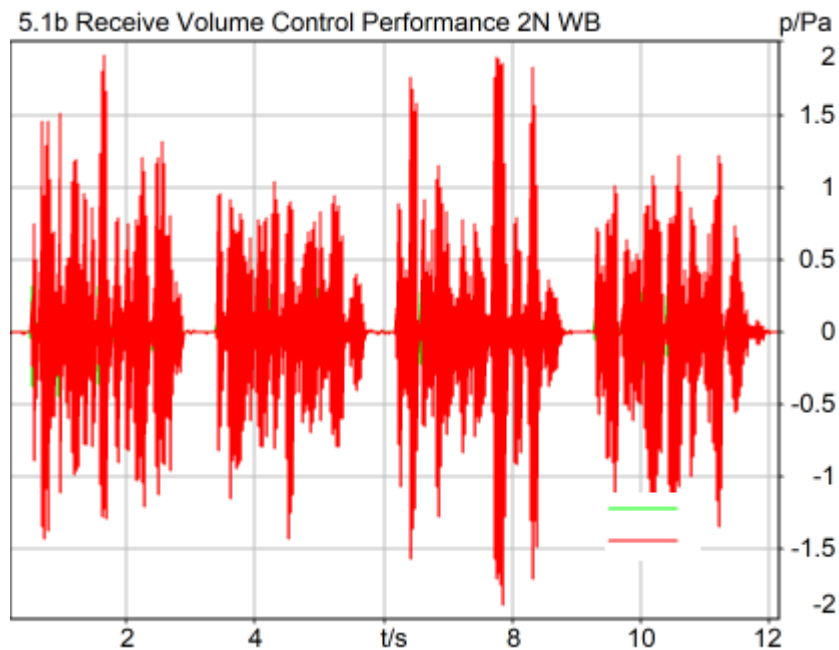
HIB Name	60020095	Serial	60020095
HIB Mode	Mobile Measurement	Impedance	32 Ohm
Gain out 1	-40.00 dB	Gain out 2	0.00 dB
Gain in 1	0.00 dB	Gain in 2	0.00 dB

Mic 1 Power Supply Off

Mic 2 Power Supply Off

5.1b Receive Volume Control Performance 2N WB

TIA-5050 (2018-01) \ Measurements \ Wideband



Correction

X - 70

Speech Level RCV: 80.24 dB[SPL], Act.: 85.99%

Corrected Speech Level: 10.24 dB[SPL] Ok

Ok

2024/1/20 11:12 ACQUA 5.1.200

Limits

	lower
Run 1	6.00 dB20uPa

Meas. Setting off

Underlying Standard: TIA-5050 (2018-01)

Database Version: 40_HAC_Suite_Rev03

Calibration

Input ch.2: 0.49 dB 2023/11/1 (HATS 1 (HMS II.3))

Output ch.2: 0.00 dB 2023/6/27 (Radio Tester 1 (CMW500))

HHP IV Settings (Setting: STD:(0,0,0) rel AHP)

MECRP Delta Ye	0.0 mm	Rotation Delta A	0.0 °
		Rotation Delta C	0.0 °

MECRP Delta Ze	0.0 mm	Rotation Delta B	5.0 °
Delta Xe	0.0 mm	Delta A	0.0 °
Delta Ye	0.0 mm	Delta C	0.0 °
Delta Ze	0.0 mm	Delta B	0.0 °
Ym	0.0 mm	Ear Type	3.3 Coordinates

Mounting: Right Ear
Force to apply: 2.0 N, Force reached: 2.0 N

Output Equalization/Filter

Mouth Eq. Ch.1: HATS 1 (HMS II.3)

Analysis

Direction	Out 2 -> In 2	Range length	12000.00 ms
Range start	200.00 ms	FIR filter	drp2ff_ieee1652
Use FIR Filter	Ch2	Margin (15.9dB nom)	
Bandpass filter	Super Wideband		
15.90 dB			

Special Features

Show source signal Source ch.2 Compensate delay 190.0000 ms (D_RCV_WB)

labCORE Settings

labCORE Serial	77000207	Nickname	
Firmware	3.4.17	Sync Source	Internal
Clock Pitch	0.00 ppm		

labCORE Routing

Out Channel 1 -> Power Amp. (Slot 10) 1 -> HATS 1 (HMS II.3) Speaker
Out Channel 2 -> Analog Out 1/2 2 -> Radio Tester 1 (CMW500) In
In Channel 1 <- Analog In 1/2 In 1 <- Radio Tester 1 (CMW500) Out
In Channel 2 <- BEQ Filter 1 R <- Mic Amp. (Slot 6) In 2 <- HATS 1 (HMS II.3) Mic. Right

Analog In Mainboard Settings (Analog In 1/2)

Range Ch. 1	0.00 dB	Ch. 0 Float	On
Range Ch. 2	0.00 dB	Ch. 1 Float	On

Analog Out Mainboard Settings (Analog Out 1/2)

Range Ch. 1	0.00 dB	Range Ch. 2	0.00 dB
-------------	---------	-------------	---------

Microphone Settings (Mic Amp. (Slot 6))**Channel In 1 Settings**

Range	114 dB[SPL] @ 12.5 mV/Pa	Highpass	Off
Polarisation Voltage	200V	Supply Voltage	±60V

Channel In 2 Settings

Range	114 dB[SPL] @ 12.5 mV/Pa	Highpass	20Hz
Polarisation Voltage	200V	Supply Voltage	±60V

Channel In 3 Settings

Range	114 dB[SPL] @ 12.5 mV/Pa	Highpass	Off
Polarisation Voltage	200V	Supply Voltage	±60V

Channel In 4 Settings

Range	114 dB[SPL] @ 12.5 mV/Pa	Highpass	Off
Polarisation Voltage	200V	Supply Voltage	±60V

BEQ Settings (BEQ Filter 1)

Block mode Bypass

Artificial Head Settings (HATS 1 (HMS II.3))

Ser. Nr.	12306613	Pinna Type	Type 3.3
----------	----------	------------	----------

HIB Settings

HIB Name	60020095	Serial	60020095
HIB Mode	Mobile Measurement	Impedance	32 Ohm
Gain out 1	-40.00 dB	Gain out 2	0.00 dB
Gain in 1	0.00 dB	Gain in 2	0.00 dB
Mic 1 Power Supply	Off	Mic 2 Power Supply	Off

Measurement Protocol

Measurement Object	GSM1900_AMR WB12.65kbps_CH600
Project	HMD_2322#N159V

Project	TIA-5050 (2018-01)
Report Generation Date	2024/2/2 13:12
Responsible Person	audio

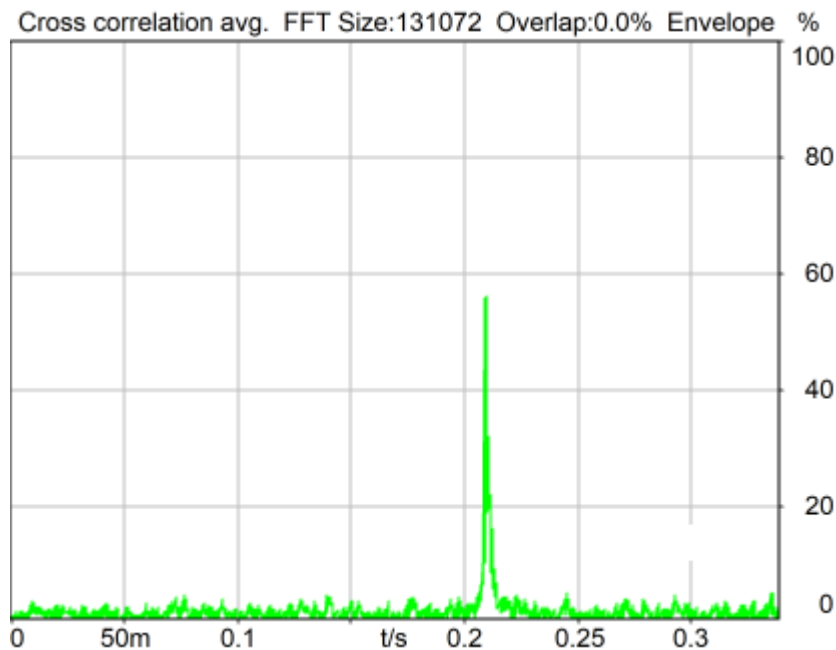
Status Overview

SMD	Status	Single Value Description	Single Value	Object
Overall Receive Delay NB	Done	Delay (Cross) [ms]	210.0	GSM1900_AMR WB12.65kbps_CH600
5.1a Receive Volume Control Performance 8N NB	Not Ok	Corrected Speech Level [dB[SPL]]	14.74	GSM1900_AMR WB12.65kbps_CH600
5.1b Receive Volume Control Performance 2N NB	Ok	Corrected Speech Level [dB[SPL]]	10.33	GSM1900_AMR WB12.65kbps_CH600

Overall Receive Delay NB	5
5.1a Receive Volume Control Performance 8N NB	8
5.1b Receive Volume Control Performance 2N NB	11

Overall Receive Delay NB

TIA-5050 (2018-01) \ Measurements \ Narrowband \ Preparation - Delay measurement



Delay (Cross): 210.0 ms

2024/1/20 12:40 ACQUA 5.1.200

Unmodified HEAD acoustics Measurement Descriptor

Meas. Setting off

Underlying Standard: TIA-5050 (2018-01)

Database Version: 40_HAC_Suite_Rev03

Source: cssnb1b_r1s.dat

Level adj. Ch1 -90.0 dB

CSSnb1b_R1s.dat - CS-signal with special 1s random noise

NARROWBAND Composite Source Signal RCV P.501 (1 burst) at Channel 2

Pause 0.5 s +

voiced signal + 4000 Hz band limited random noise 1.0 s +

Pause till end of file

Signal level (ch2): -14.7 dBm0 (corresponds to approx. -16.0 dBm0 for a 350 ms CSS considering 101 ms Pause) from 0.5s to 1.544s for 4-k FFT, Hanning window,

75 % overlap in frequency range of 100 to 4000 Hz

Calibration

Input ch.2: 0.49 dB 2023/11/1 (HATS 1 (HMS II.3))

Output ch.1: 0.00 dB

Output ch.2: 0.00 dB 2023/6/27 (Radio Tester 1 (CMW500))

HHP IV Settings (Setting: STD:(0,0,0) rel AHP)

MECRP Delta Ye 0.0 mm Rotation Delta A 0.0 °
Rotation Delta C 0.0 °

MECRP Delta Ze	0.0 mm	Rotation Delta B	5.0 °
Delta Xe	0.0 mm	Delta A	0.0 °
Delta Ye	0.0 mm	Delta C	0.0 °
Delta Ze	0.0 mm	Delta B	0.0 °
Ym	-3.4 mm	Ear Type 3.3 Coordinates	

Mounting: Right Ear
Force to apply: 8.0 N, Force reached: 8.0 N

Output Equalization/Filter

Mouth Eq. Ch.1: HATS 1 (HMS II.3)

Analysis

Range start	550.00 ms	Range length	1950.00 ms
DRP/ERP Ch.1:	Off	DRP/ERP Ch.2:	Off
Frequency base	Transformation		
FFT size	131072	Overlap	0 %
Window function.	Hanning	Smooth	Off
Delayed channel	None		
Valid range start	-1228.79 ms	Valid range end	1228.81 ms

Special Features

Show source signal Source ch.2	Store to variable	D_RCV_NB
--------------------------------	-------------------	----------

labCORE Settings

labCORE Serial	77000207	Nickname	
Firmware	3.4.17	Sync Source	Internal
Clock Pitch	0.00 ppm		

labCORE Routing

Out Channel 1 -> Power Amp. (Slot 10) 1 -> HATS 1 (HMS II.3) Speaker
Out Channel 2 -> Analog Out 1/2 2 -> Radio Tester 1 (CMW500) In
In Channel 1 <- Analog In 1/2 In 1 <- Radio Tester 1 (CMW500) Out
In Channel 2 <- BEQ Filter 1 R <- Mic Amp. (Slot 6) In 2 <- HATS 1 (HMS II.3) Mic. Right

Analog In Mainboard Settings (Analog In 1/2)

Range Ch. 1	0.00 dB	Ch. 0 Float	On
Range Ch. 2	0.00 dB	Ch. 1 Float	On

Analog Out Mainboard Settings (Analog Out 1/2)

Range Ch. 1	0.00 dB	Range Ch. 2	0.00 dB
-------------	---------	-------------	---------

Microphone Settings (Mic Amp. (Slot 6))

Channel In 1 Settings

Range	114 dB[SPL] @ 12.5 mV/Pa	Highpass	Off
Polarisation Voltage	200V	Supply Voltage	±60V

Channel In 2 Settings

Range	114 dB[SPL] @ 12.5 mV/Pa	Highpass	20Hz
Polarisation Voltage	200V	Supply Voltage	±60V

Channel In 3 Settings

Range	114 dB[SPL] @ 12.5 mV/Pa	Highpass	Off
Polarisation Voltage	200V	Supply Voltage	±60V

Channel In 4 Settings

Range	114 dB[SPL] @ 12.5 mV/Pa	Highpass	Off
Polarisation Voltage	200V	Supply Voltage	±60V

BEQ Settings (BEQ Filter 1)

Block mode Bypass

Artificial Head Settings (HATS 1 (HMS II.3))

Ser. Nr.	12306613	Pinna Type	Type 3.3
----------	----------	------------	----------

HIB Settings

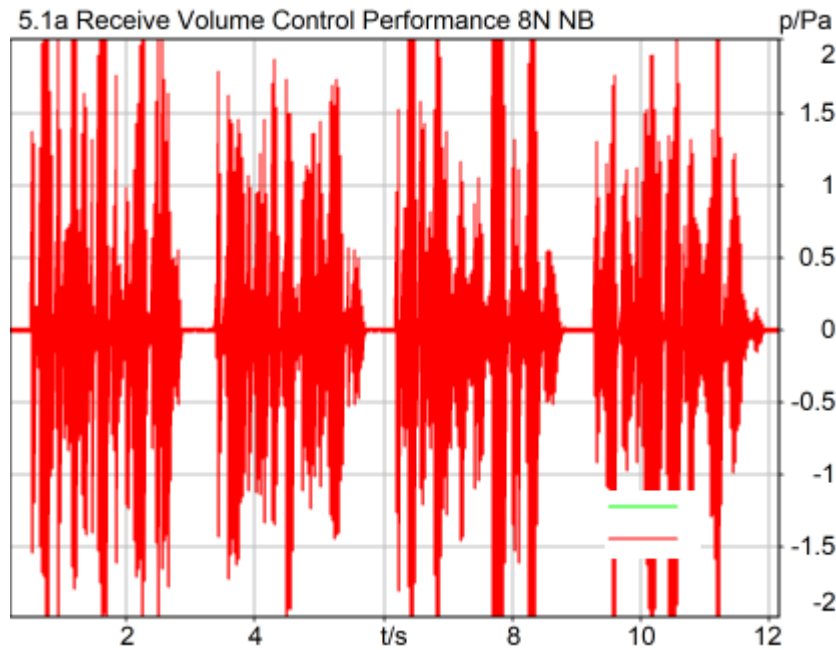
HIB Name	60020095	Serial	60020095
HIB Mode	Mobile Measurement	Impedance	32 Ohm
Gain out 1	-40.00 dB	Gain out 2	0.00 dB

Gain in 1 0.00 dB
Mic 1 Power Supply Off

Gain in 2 0.00 dB
Mic 2 Power Supply Off

5.1a Receive Volume Control Performance 8N NB

TIA-5050 (2018-01) \ Measurements \ Narrowband



Correction

X - 70

Speech Level RCV: 84.74 dB[SPL], Act.: 85.82%

Corrected Speech Level: 14.74 dB[SPL] Not Ok

Not Ok

2024/1/20 12:40 ACQUA 5.1.200

Limits

	lower
Run 1	18.00 dB20uPa

Meas. Setting off

Underlying Standard: TIA-5050 (2018-01)

Database Version: 40_HAC_Suite_Rev03

Calibration

Input ch.2: 0.49 dB 2023/11/1 (HATS 1 (HMS II.3))

Output ch.2: 0.00 dB 2023/6/27 (Radio Tester 1 (CMW500))

HHP IV Settings (Setting: STD:(0,0,0) rel AHP)

MECRP Delta Ye 0.0 mm Rotation Delta A 0.0 °
 Rotation Delta C 0.0 °

MECRP Delta Ze	0.0 mm	Rotation Delta B	5.0 °
Delta Xe	0.0 mm	Delta A	0.0 °
Delta Ye	0.0 mm	Delta C	0.0 °
Delta Ze	0.0 mm	Delta B	0.0 °
Ym	-3.4 mm	Ear Type	3.3 Coordinates

Mounting: Right Ear
Force to apply: 8.0 N, Force reached: 8.0 N

Output Equalization/Filter

Mouth Eq. Ch.1: HATS 1 (HMS II.3)

Analysis

Direction	Out 2 -> In 2	Range length	12000.00 ms
Range start	200.00 ms	FIR filter	drp2ff_ieee1652
Use FIR Filter	Ch2	Margin (15.9dB nom)	
Bandpass filter	Narrow Band		
15.90 dB			

Special Features

Show source signal Source ch.2
Compensate delay 210.0000 ms (D_RCV_NB, Delay (Cross))

labCORE Settings

labCORE Serial	77000207	Nickname	
Firmware	3.4.17	Sync Source	Internal
Clock Pitch	0.00 ppm		

labCORE Routing

Out Channel 1 -> Power Amp. (Slot 10) 1 -> HATS 1 (HMS II.3) Speaker
Out Channel 2 -> Analog Out 1/2 2 -> Radio Tester 1 (CMW500) In
In Channel 1 <- Analog In 1/2 In 1 <- Radio Tester 1 (CMW500) Out
In Channel 2 <- BEQ Filter 1 R <- Mic Amp. (Slot 6) In 2 <- HATS 1 (HMS II.3) Mic. Right

Analog In Mainboard Settings (Analog In 1/2)

Range Ch. 1	0.00 dB	Ch. 0 Float	On
Range Ch. 2	0.00 dB	Ch. 1 Float	On

Analog Out Mainboard Settings (Analog Out 1/2)

Range Ch. 1	0.00 dB	Range Ch. 2	0.00 dB
-------------	---------	-------------	---------

Microphone Settings (Mic Amp. (Slot 6))

Channel In 1 Settings			
Range	114 dB[SPL] @ 12.5 mV/Pa	Highpass	Off
Polarisation Voltage	200V	Supply Voltage	±60V
Channel In 2 Settings			
Range	114 dB[SPL] @ 12.5 mV/Pa	Highpass	20Hz
Polarisation Voltage	200V	Supply Voltage	±60V
Channel In 3 Settings			
Range	114 dB[SPL] @ 12.5 mV/Pa	Highpass	Off
Polarisation Voltage	200V	Supply Voltage	±60V
Channel In 4 Settings			
Range	114 dB[SPL] @ 12.5 mV/Pa	Highpass	Off
Polarisation Voltage	200V	Supply Voltage	±60V

BEQ Settings (BEQ Filter 1)

Block mode Bypass

Artificial Head Settings (HATS 1 (HMS II.3))

Ser. Nr.	12306613	Pinna Type	Type 3.3
----------	----------	------------	----------

HIB Settings

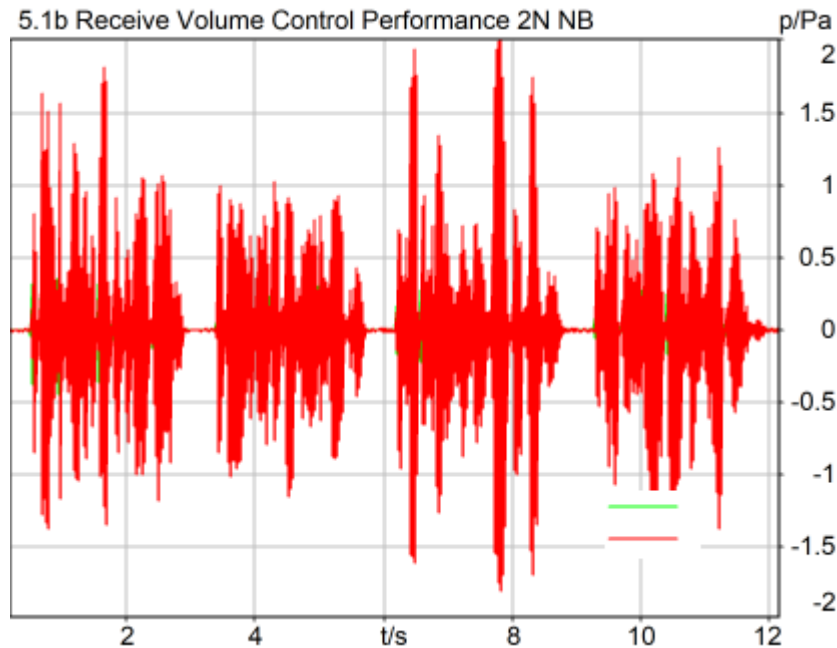
HIB Name	60020095	Serial	60020095
HIB Mode	Mobile Measurement	Impedance	32 Ohm
Gain out 1	-40.00 dB	Gain out 2	0.00 dB
Gain in 1	0.00 dB	Gain in 2	0.00 dB

Mic 1 Power Supply Off

Mic 2 Power Supply Off

5.1b Receive Volume Control Performance 2N NB

TIA-5050 (2018-01) \ Measurements \ Narrowband



Correction

X - 70

Speech Level RCV: 80.33 dB[SPL], Act.: 85.63%

Corrected Speech Level: 10.33 dB[SPL] Ok

Ok

2024/1/20 12:39 ACQUA 5.1.200

Limits

	lower
Run 1	6.00 dB20uPa

Meas. Setting off

Underlying Standard: TIA-5050 (2018-01)

Database Version: 40_HAC_Suite_Rev03

Calibration

Input ch.2: 0.49 dB 2023/11/1 (HATS 1 (HMS II.3))

Output ch.2: 0.00 dB 2023/6/27 (Radio Tester 1 (CMW500))

HHP IV Settings (Setting: STD:(0,0,0) rel AHP)

MECRP Delta Ye	0.0 mm	Rotation Delta A	0.0 °
		Rotation Delta C	0.0 °

MECRP Delta Ze	0.0 mm	Rotation Delta B	5.0 °
Delta Xe	0.0 mm	Delta A	0.0 °
Delta Ye	0.0 mm	Delta C	0.0 °
Delta Ze	0.0 mm	Delta B	0.0 °
Ym	0.1 mm	Ear Type	3.3 Coordinates

Mounting: Right Ear
Force to apply: 2.0 N, Force reached: 2.0 N

Output Equalization/Filter

Mouth Eq. Ch.1: HATS 1 (HMS II.3)

Analysis

Direction	Out 2 -> In 2	Range length	12000.00 ms
Range start	200.00 ms	FIR filter	drp2ff_ieee1652
Use FIR Filter	Ch2	Margin (15.9dB nom)	
Bandpass filter	Narrow Band		
15.90 dB			

Special Features

Show source signal Source ch.2 Compensate delay 190.0000 ms (D_RCV_NB)

labCORE Settings

labCORE Serial	77000207	Nickname	
Firmware	3.4.17	Sync Source	Internal
Clock Pitch	0.00 ppm		

labCORE Routing

Out Channel 1 -> Power Amp. (Slot 10) 1 -> HATS 1 (HMS II.3) Speaker
Out Channel 2 -> Analog Out 1/2 2 -> Radio Tester 1 (CMW500) In
In Channel 1 <- Analog In 1/2 In 1 <- Radio Tester 1 (CMW500) Out
In Channel 2 <- BEQ Filter 1 R <- Mic Amp. (Slot 6) In 2 <- HATS 1 (HMS II.3) Mic. Right

Analog In Mainboard Settings (Analog In 1/2)

Range Ch. 1	0.00 dB	Ch. 0 Float	On
Range Ch. 2	0.00 dB	Ch. 1 Float	On

Analog Out Mainboard Settings (Analog Out 1/2)

Range Ch. 1	0.00 dB	Range Ch. 2	0.00 dB
-------------	---------	-------------	---------

Microphone Settings (Mic Amp. (Slot 6))**Channel In 1 Settings**

Range	114 dB[SPL] @ 12.5 mV/Pa	Highpass	Off
Polarisation Voltage	200V	Supply Voltage	±60V

Channel In 2 Settings

Range	114 dB[SPL] @ 12.5 mV/Pa	Highpass	20Hz
Polarisation Voltage	200V	Supply Voltage	±60V

Channel In 3 Settings

Range	114 dB[SPL] @ 12.5 mV/Pa	Highpass	Off
Polarisation Voltage	200V	Supply Voltage	±60V

Channel In 4 Settings

Range	114 dB[SPL] @ 12.5 mV/Pa	Highpass	Off
Polarisation Voltage	200V	Supply Voltage	±60V

BEQ Settings (BEQ Filter 1)

Block mode Bypass

Artificial Head Settings (HATS 1 (HMS II.3))

Ser. Nr.	12306613	Pinna Type	Type 3.3
----------	----------	------------	----------

HIB Settings

HIB Name	60020095	Serial	60020095
HIB Mode	Mobile Measurement	Impedance	32 Ohm
Gain out 1	-40.00 dB	Gain out 2	0.00 dB
Gain in 1	0.00 dB	Gain in 2	0.00 dB
Mic 1 Power Supply	Off	Mic 2 Power Supply	Off

Measurement Protocol

Measurement Object	GSM1900_AMRNB12.2kbps_CH600
Project	HMD_2322#N159V

Project	TIA-5050 (2018-01)
Report Generation Date	2024/2/2 13:10
Responsible Person	audio

Status Overview

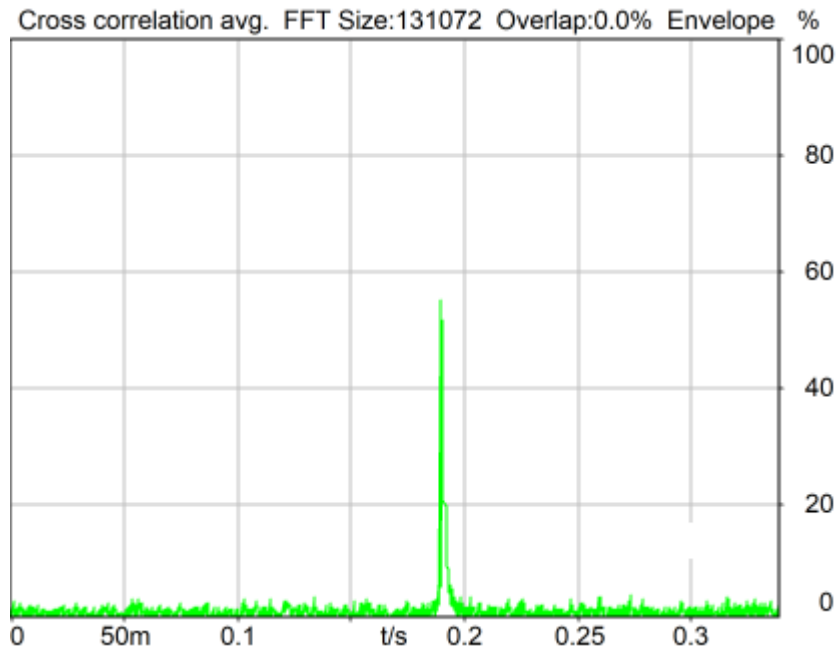
SMD	Status	Single Value Description	Single Value	Object
Overall Receive Delay NB	Done	Delay (Cross) [ms]	190.7	GSM1900_AMRNB1 2.2kbps_CH600
5.1a Receive Volume Control Performance 8N NB	Ok	Corrected Speech Level [dB[SPL]]	19.03	GSM1900_AMRNB1 2.2kbps_CH600
5.1b Receive Volume Control Performance 2N NB	Ok	Corrected Speech Level [dB[SPL]]	14.26	GSM1900_AMRNB1 2.2kbps_CH600
5.2 RCV Distortion and Noise - 400 Hz NB	Ok	Distortion (Noise) [dB], 0.0 dB	33.17	GSM1900_AMRNB1 2.2kbps_CH600
5.2 RCV Distortion and Noise - 500 Hz NB	Ok	Distortion (Noise) [dB], 0.0 dB	30.91	GSM1900_AMRNB1 2.2kbps_CH600
5.2 RCV Distortion and Noise - 630 Hz NB	Ok	Distortion (Noise) [dB], 0.0 dB	32.03	GSM1900_AMRNB1 2.2kbps_CH600
5.2 RCV Distortion and Noise - 800 Hz NB	Ok	Distortion (Noise) [dB], 0.0 dB	29.62	GSM1900_AMRNB1 2.2kbps_CH600
5.2 RCV Distortion and Noise - 1000 Hz NB	Ok	Distortion (Noise) [dB], 0.0 dB	29.01	GSM1900_AMRNB1 2.2kbps_CH600
5.2 RCV Distortion and Noise - 1250 Hz NB	Ok	Distortion (Noise) [dB], 0.0 dB	26.30	GSM1900_AMRNB1 2.2kbps_CH600
5.2 RCV Distortion and Noise - 1600 Hz NB	Ok	Distortion (Noise) [dB], 0.0 dB	29.18	GSM1900_AMRNB1 2.2kbps_CH600
5.2 RCV Distortion and Noise - 2000 Hz NB	Ok	Distortion (Noise) [dB], 0.0 dB	26.86	GSM1900_AMRNB1 2.2kbps_CH600
5.2 RCV Distortion and Noise - 2500 Hz NB	Ok	Distortion (Noise) [dB], 0.0 dB	28.09	GSM1900_AMRNB1 2.2kbps_CH600
5.2 RCV Distortion and Noise - 3150 Hz NB	Ok	Distortion (Noise) [dB], 0.0 dB	21.64	GSM1900_AMRNB1 2.2kbps_CH600
Report - Receive Distortion and Noise (Conversational Gain)	Ok	Minimum SDNR [dB], (occured at 3150Hz)	21.64	GSM1900_AMRNB1 2.2kbps_CH600
5.2 RCV Distortion and Noise - 400 Hz NB	Ok	Distortion (Noise) [dB], 0.0 dB	33.26	GSM1900_AMRNB1 2.2kbps_CH600
5.2 RCV Distortion and Noise - 500 Hz NB	Ok	Distortion (Noise) [dB], 0.0 dB	31.39	GSM1900_AMRNB1 2.2kbps_CH600
5.2 RCV Distortion and Noise - 630 Hz NB	Ok	Distortion (Noise) [dB], 0.0 dB	31.83	GSM1900_AMRNB1 2.2kbps_CH600
5.2 RCV Distortion and Noise - 800 Hz NB	Ok	Distortion (Noise) [dB], 0.0 dB	30.61	GSM1900_AMRNB1 2.2kbps_CH600
5.2 RCV Distortion and Noise - 1000 Hz NB	Ok	Distortion (Noise) [dB], 0.0 dB	27.87	GSM1900_AMRNB1 2.2kbps_CH600
5.2 RCV Distortion and Noise - 1250 Hz NB	Ok	Distortion (Noise) [dB], 0.0 dB	27.07	GSM1900_AMRNB1 2.2kbps_CH600
5.2 RCV Distortion and Noise - 1600 Hz NB	Ok	Distortion (Noise) [dB], 0.0 dB	28.65	GSM1900_AMRNB1 2.2kbps_CH600
5.2 RCV Distortion and Noise - 2000 Hz NB	Ok	Distortion (Noise) [dB], 0.0 dB	26.63	GSM1900_AMRNB1 2.2kbps_CH600
5.2 RCV Distortion and Noise - 2500 Hz NB	Ok	Distortion (Noise) [dB], 0.0 dB	27.62	GSM1900_AMRNB1 2.2kbps_CH600

5.2 RCV Distortion and Noise - 3150 Hz NB	Ok	Distortion (Noise) [dB], 0.0 dB	22.04	GSM1900_AMRNB1 2.2kbps_CH600
Report - Receive Distortion and Noise (Conversational Gain)	Ok	Minimum SDNR [dB], (occured at 3150Hz)	22.04	GSM1900_AMRNB1 2.2kbps_CH600
5.3 Frequency Response 8N FF HANB	Ok	Min. dist. to tolerance scheme [dB], 1547.5 Hz	1.25	GSM1900_AMRNB1 2.2kbps_CH600
5.3 Frequency Response 8N DF HANB	Ok	Min. dist. to tolerance scheme [dB], 2721.8 Hz	1.63	GSM1900_AMRNB1 2.2kbps_CH600
5.3 Frequency Response 2N FF HANB	Ok	Min. dist. to tolerance scheme [dB], 1360.9 Hz	1.74	GSM1900_AMRNB1 2.2kbps_CH600
5.3 Frequency Response 2N DF HANB	Ok	Min. dist. to tolerance scheme [dB], 3058.6 Hz	0.63	GSM1900_AMRNB1 2.2kbps_CH600

Overall Receive Delay NB	6
5.1a Receive Volume Control Performance 8N NB	9
5.1b Receive Volume Control Performance 2N NB	12
5.2 RCV Distortion and Noise - 400 Hz NB	15
5.2 RCV Distortion and Noise - 500 Hz NB	18
5.2 RCV Distortion and Noise - 630 Hz NB	21
5.2 RCV Distortion and Noise - 800 Hz NB	24
5.2 RCV Distortion and Noise - 1000 Hz NB	27
5.2 RCV Distortion and Noise - 1250 Hz NB	30
5.2 RCV Distortion and Noise - 1600 Hz NB	33
5.2 RCV Distortion and Noise - 2000 Hz NB	36
5.2 RCV Distortion and Noise - 2500 Hz NB	39
5.2 RCV Distortion and Noise - 3150 Hz NB	42
Report - Receive Distortion and Noise (Conversational Gain)	45
5.2 RCV Distortion and Noise - 400 Hz NB	46
5.2 RCV Distortion and Noise - 500 Hz NB	49
5.2 RCV Distortion and Noise - 630 Hz NB	52
5.2 RCV Distortion and Noise - 800 Hz NB	55
5.2 RCV Distortion and Noise - 1000 Hz NB	58
5.2 RCV Distortion and Noise - 1250 Hz NB	61
5.2 RCV Distortion and Noise - 1600 Hz NB	64
5.2 RCV Distortion and Noise - 2000 Hz NB	67
5.2 RCV Distortion and Noise - 2500 Hz NB	70
5.2 RCV Distortion and Noise - 3150 Hz NB	73
Report - Receive Distortion and Noise (Conversational Gain)	76
5.3 Frequency Response 8N FF HANB	77
5.3 Frequency Response 8N DF HANB	80
5.3 Frequency Response 2N FF HANB	83
5.3 Frequency Response 2N DF HANB	86

Overall Receive Delay NB

TIA-5050 (2018-01) \ Measurements \ Narrowband \ Preparation - Delay measurement



Delay (Cross): 190.7 ms

2024/1/10 12:09 ACQUA 5.1.200

Unmodified HEAD acoustics Measurement Descriptor

Meas. Setting off

Underlying Standard: TIA-5050 (2018-01)
Database Version: 40_HAC_Suite_Rev03

Source: cssnb1b_r1s.dat

Level adj. Ch1 -90.0 dB

CSSnb1b_R1s.dat - CS-signal with special 1s random noise

NARROWBAND Composite Source Signal RCV P.501 (1 burst) at Channel 2

Pause 0.5 s +

voiced signal + 4000 Hz band limited random noise 1.0 s +

Pause till end of file

Signal level (ch2): -14.7 dBm0 (corresponds to approx. -16.0 dBm0 for a 350 ms CSS considering 101 ms Pause) from 0.5s to 1.544s for 4-k FFT, Hanning window,

75 % overlap in frequency range of 100 to 4000 Hz

Calibration

Input ch.2: 0.49 dB 2023/11/1 (HATS 1 (HMS II.3))

Output ch.1: 0.00 dB

Output ch.2: 0.00 dB 2023/6/27 (Radio Tester 1 (CMW500))

HHP IV Settings (Setting: STD:(0,0,0) rel AHP)

MECRP Delta Ye	0.0 mm	Rotation Delta A	0.0 °
		Rotation Delta C	0.0 °

MECRP Delta Ze	0.0 mm	Rotation Delta B	5.0 °
Delta Xe	0.0 mm	Delta A	0.0 °
Delta Ye	0.0 mm	Delta C	0.0 °
Delta Ze	0.0 mm	Delta B	0.0 °
Ym	-5.0 mm	Ear Type 3.3 Coordinates	

Mounting: Right Ear
Force to apply: 8.0 N, Force reached: 8.0 N

Output Equalization/Filter

Mouth Eq. Ch.1: HATS 1 (HMS II.3)

Analysis

Range start	550.00 ms	Range length	1950.00 ms
DRP/ERP Ch.1:	Off	DRP/ERP Ch.2:	Off
Frequency base	Transformation		
FFT size	131072	Overlap	0 %
Window function.	Hanning	Smooth	Off
Delayed channel	None		
Valid range start	-1228.79 ms	Valid range end	1228.81 ms

Special Features

Show source signal Source ch.2	Store to variable	D_RCV_NB
--------------------------------	-------------------	----------

labCORE Settings

labCORE Serial	77000207	Nickname	
Firmware	3.4.17	Sync Source	Internal
Clock Pitch	0.00 ppm		

labCORE Routing

Out Channel 1 -> Power Amp. (Slot 10) 1 -> HATS 1 (HMS II.3) Speaker
Out Channel 2 -> Analog Out 1/2 2 -> Radio Tester 1 (CMW500) In
In Channel 1 <- Analog In 1/2 In 1 <- Radio Tester 1 (CMW500) Out
In Channel 2 <- BEQ Filter 1 R <- Mic Amp. (Slot 6) In 2 <- HATS 1 (HMS II.3) Mic. Right

Analog In Mainboard Settings (Analog In 1/2)

Range Ch. 1	0.00 dB	Ch. 0 Float	On
Range Ch. 2	0.00 dB	Ch. 1 Float	On

Analog Out Mainboard Settings (Analog Out 1/2)

Range Ch. 1	0.00 dB	Range Ch. 2	0.00 dB
-------------	---------	-------------	---------

Microphone Settings (Mic Amp. (Slot 6))

Channel In 1 Settings			
Range	114 dB[SPL] @ 12.5 mV/Pa	Highpass	Off
Polarisation Voltage	200V	Supply Voltage	±60V
Channel In 2 Settings			
Range	114 dB[SPL] @ 12.5 mV/Pa	Highpass	20Hz
Polarisation Voltage	200V	Supply Voltage	±60V
Channel In 3 Settings			
Range	114 dB[SPL] @ 12.5 mV/Pa	Highpass	Off
Polarisation Voltage	200V	Supply Voltage	±60V
Channel In 4 Settings			
Range	114 dB[SPL] @ 12.5 mV/Pa	Highpass	Off
Polarisation Voltage	200V	Supply Voltage	±60V

BEQ Settings (BEQ Filter 1)

Block mode	Bypass
------------	--------

Artificial Head Settings (HATS 1 (HMS II.3))

Ser. Nr.	12306613	Pinna Type	Type 3.3
----------	----------	------------	----------

HIB Settings

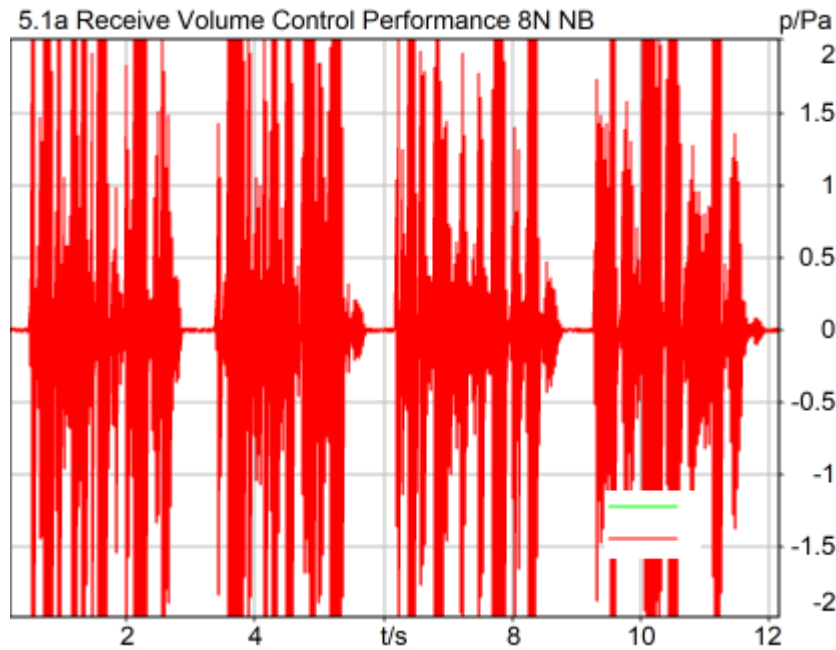
HIB Name	60020095	Serial	60020095
HIB Mode	Mobile Measurement	Impedance	32 Ohm
Gain out 1	-40.00 dB	Gain out 2	0.00 dB

Gain in 1 0.00 dB
Mic 1 Power Supply Off

Gain in 2 0.00 dB
Mic 2 Power Supply Off

5.1a Receive Volume Control Performance 8N NB

TIA-5050 (2018-01) \ Measurements \ Narrowband



Correction

X - 70

Speech Level RCV: 89.03 dB[SPL], Act.: 81.07%

Corrected Speech Level: 19.03 dB[SPL] Ok

Ok

2024/1/20 12:43 ACQUA 5.1.200

Limits

	lower
Run 1	18.00 dB20uPa

Meas. Setting off

Underlying Standard: TIA-5050 (2018-01)

Database Version: 40_HAC_Suite_Rev03

Calibration

Input ch.2: 0.49 dB 2023/11/1 (HATS 1 (HMS II.3))

Output ch.2: 0.00 dB 2023/6/27 (Radio Tester 1 (CMW500))

HHP IV Settings (Setting: STD:(0,0,0) rel AHP)

MECRP Delta Ye 0.0 mm Rotation Delta A 0.0 °
 Rotation Delta C 0.0 °

MECRP Delta Ze	0.0 mm	Rotation Delta B	5.0 °
Delta Xe	0.0 mm	Delta A	0.0 °
Delta Ye	0.0 mm	Delta C	0.0 °
Delta Ze	0.0 mm	Delta B	0.0 °
Ym	-3.4 mm	Ear Type	3.3 Coordinates

Mounting: Right Ear
Force to apply: 8.0 N, Force reached: 8.0 N

Output Equalization/Filter

Mouth Eq. Ch.1: HATS 1 (HMS II.3)

Analysis

Direction	Out 2 -> In 2	Range length	12000.00 ms
Range start	200.00 ms	FIR filter	drp2ff_ieee1652
Use FIR Filter	Ch2	Margin (15.9dB nom)	
Bandpass filter	Narrow Band		
15.90 dB			

Special Features

Show source signal Source ch.2
Compensate delay 190.7000 ms (D_RCV_NB, Delay (Cross))

labCORE Settings

labCORE Serial	77000207	Nickname	
Firmware	3.4.17	Sync Source	Internal
Clock Pitch	0.00 ppm		

labCORE Routing

Out Channel 1 -> Power Amp. (Slot 10) 1 -> HATS 1 (HMS II.3) Speaker
Out Channel 2 -> Analog Out 1/2 2 -> Radio Tester 1 (CMW500) In
In Channel 1 <- Analog In 1/2 In 1 <- Radio Tester 1 (CMW500) Out
In Channel 2 <- BEQ Filter 1 R <- Mic Amp. (Slot 6) In 2 <- HATS 1 (HMS II.3) Mic. Right

Analog In Mainboard Settings (Analog In 1/2)

Range Ch. 1	0.00 dB	Ch. 0 Float	On
Range Ch. 2	0.00 dB	Ch. 1 Float	On

Analog Out Mainboard Settings (Analog Out 1/2)

Range Ch. 1	0.00 dB	Range Ch. 2	0.00 dB
-------------	---------	-------------	---------

Microphone Settings (Mic Amp. (Slot 6))

Channel In 1 Settings			
Range	114 dB[SPL] @ 12.5 mV/Pa	Highpass	Off
Polarisation Voltage	200V	Supply Voltage	±60V
Channel In 2 Settings			
Range	114 dB[SPL] @ 12.5 mV/Pa	Highpass	20Hz
Polarisation Voltage	200V	Supply Voltage	±60V
Channel In 3 Settings			
Range	114 dB[SPL] @ 12.5 mV/Pa	Highpass	Off
Polarisation Voltage	200V	Supply Voltage	±60V
Channel In 4 Settings			
Range	114 dB[SPL] @ 12.5 mV/Pa	Highpass	Off
Polarisation Voltage	200V	Supply Voltage	±60V

BEQ Settings (BEQ Filter 1)

Block mode Bypass

Artificial Head Settings (HATS 1 (HMS II.3))

Ser. Nr.	12306613	Pinna Type	Type 3.3
----------	----------	------------	----------

HIB Settings

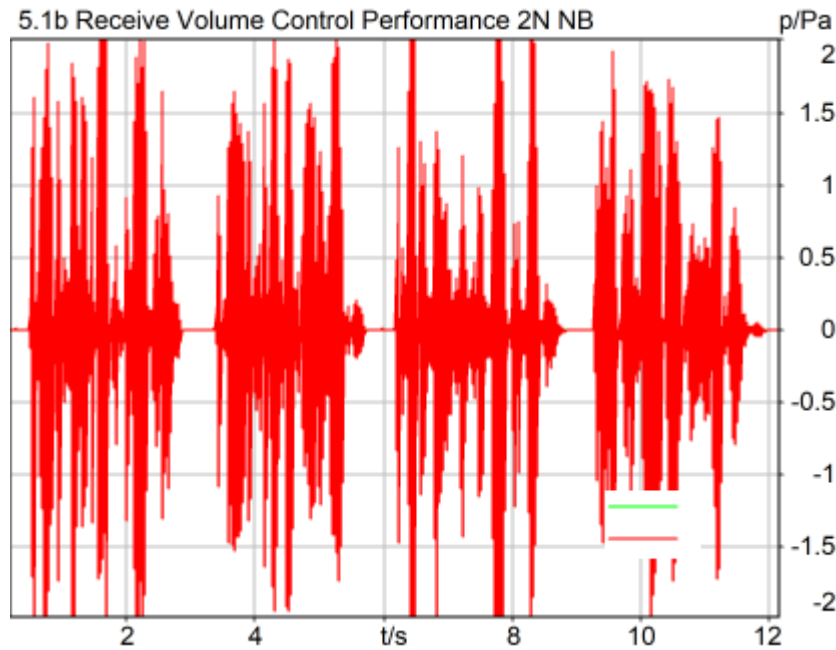
HIB Name	60020095	Serial	60020095
HIB Mode	Mobile Measurement	Impedance	32 Ohm
Gain out 1	-40.00 dB	Gain out 2	0.00 dB
Gain in 1	0.00 dB	Gain in 2	0.00 dB

Mic 1 Power Supply Off

Mic 2 Power Supply Off

5.1b Receive Volume Control Performance 2N NB

TIA-5050 (2018-01) \ Measurements \ Narrowband



Correction

X - 70

Speech Level RCV: 84.26 dB[SPL], Act.: 82.19%

Corrected Speech Level: 14.26 dB[SPL] Ok

Ok

2024/1/20 12:36 ACQUA 5.1.200

Limits

	lower
Run 1	6.00 dB20uPa

Meas. Setting off

Underlying Standard: TIA-5050 (2018-01)

Database Version: 40_HAC_Suite_Rev03

Calibration

Input ch.2: 0.49 dB 2023/11/1 (HATS 1 (HMS II.3))

Output ch.2: 0.00 dB 2023/6/27 (Radio Tester 1 (CMW500))

HHP IV Settings (Setting: STD:(0,0,0) rel AHP)

MECRP Delta Ye	0.0 mm	Rotation Delta A	0.0 °
		Rotation Delta C	0.0 °

MECRP Delta Ze	0.0 mm	Rotation Delta B	5.0 °
Delta Xe	0.0 mm	Delta A	0.0 °
Delta Ye	0.0 mm	Delta C	0.0 °
Delta Ze	0.0 mm	Delta B	0.0 °
Ym	0.1 mm	Ear Type	3.3 Coordinates

Mounting: Right Ear
Force to apply: 2.0 N, Force reached: 2.0 N

Output Equalization/Filter

Mouth Eq. Ch.1: HATS 1 (HMS II.3)

Analysis

Direction	Out 2 -> In 2	Range length	12000.00 ms
Range start	200.00 ms	FIR filter	drp2ff_ieee1652
Use FIR Filter	Ch2	Margin (15.9dB nom)	
Bandpass filter	Narrow Band		
15.90 dB			

Special Features

Show source signal Source ch.2
Compensate delay 190.7000 ms (D_RCV_NB, Delay (Cross))

labCORE Settings

labCORE Serial	77000207	Nickname	
Firmware	3.4.17	Sync Source	Internal
Clock Pitch	0.00 ppm		

labCORE Routing

Out Channel 1 -> Power Amp. (Slot 10) 1 -> HATS 1 (HMS II.3) Speaker
Out Channel 2 -> Analog Out 1/2 2 -> Radio Tester 1 (CMW500) In
In Channel 1 <- Analog In 1/2 In 1 <- Radio Tester 1 (CMW500) Out
In Channel 2 <- BEQ Filter 1 R <- Mic Amp. (Slot 6) In 2 <- HATS 1 (HMS II.3) Mic. Right

Analog In Mainboard Settings (Analog In 1/2)

Range Ch. 1	0.00 dB	Ch. 0 Float	On
Range Ch. 2	0.00 dB	Ch. 1 Float	On

Analog Out Mainboard Settings (Analog Out 1/2)

Range Ch. 1	0.00 dB	Range Ch. 2	0.00 dB
-------------	---------	-------------	---------

Microphone Settings (Mic Amp. (Slot 6))

Channel In 1 Settings			
Range	114 dB[SPL] @ 12.5 mV/Pa	Highpass	Off
Polarisation Voltage	200V	Supply Voltage	±60V
Channel In 2 Settings			
Range	114 dB[SPL] @ 12.5 mV/Pa	Highpass	20Hz
Polarisation Voltage	200V	Supply Voltage	±60V
Channel In 3 Settings			
Range	114 dB[SPL] @ 12.5 mV/Pa	Highpass	Off
Polarisation Voltage	200V	Supply Voltage	±60V
Channel In 4 Settings			
Range	114 dB[SPL] @ 12.5 mV/Pa	Highpass	Off
Polarisation Voltage	200V	Supply Voltage	±60V

BEQ Settings (BEQ Filter 1)

Block mode Bypass

Artificial Head Settings (HATS 1 (HMS II.3))

Ser. Nr.	12306613	Pinna Type	Type 3.3
----------	----------	------------	----------

HIB Settings

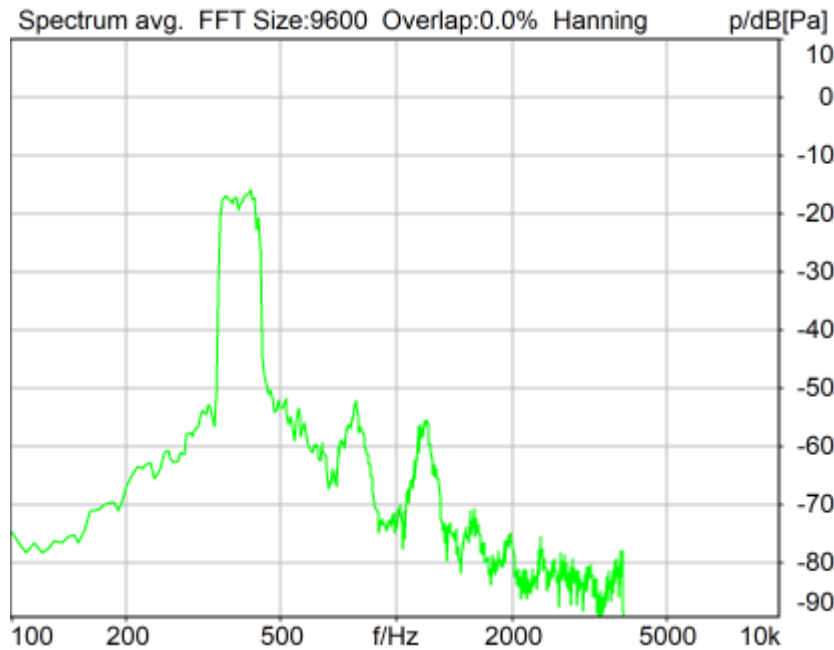
HIB Name	60020095	Serial	60020095
HIB Mode	Mobile Measurement	Impedance	32 Ohm
Gain out 1	-40.00 dB	Gain out 2	0.00 dB
Gain in 1	0.00 dB	Gain in 2	0.00 dB

Mic 1 Power Supply Off

Mic 2 Power Supply Off

5.2 RCV Distortion and Noise - 400 Hz NB

TIA-5050 (2018-01) \ Measurements \ Narrowband \ 5.2 Receive Distortion and Noise 8N



Distortion (Noise) RCV (packed): 33.17 dB (2.19%) Ok

Ok

2024/1/10 12:11 ACQUA 5.1.200

Unmodified HEAD acoustics Measurement Descriptor

Limits

	lower
Run 1	20.00 dB

Meas. Setting off

Underlying Standard: TIA-5050 (2018-01)

Database Version: 40_HAC_Suite_Rev03

Source: act_rpn_b250ms_400hz_sr20dbm0_v02.dat

Level adj. Ch1 -90.0 dB

Calibration

Input ch.2: 0.49 dB 2023/11/1 (HATS 1 (HMS II.3))

Output ch.2: 0.00 dB 2023/6/27 (Radio Tester 1 (CMW500))

HHP IV Settings (Setting: STD:(0,0,0) rel AHP)

MECRP Delta Ye	0.0 mm	Rotation Delta A	0.0 °
MECRP Delta Ze	0.0 mm	Rotation Delta C	0.0 °
Delta Xe	0.0 mm	Rotation Delta B	5.0 °
Delta Ye	0.0 mm	Delta A	0.0 °
		Delta C	0.0 °

Delta Ze	0.0 mm	Delta B	0.0 °
Ym	-5.0 mm	Ear Type	3.3 Coordinates

Mounting: Right Ear
Force to apply: 8.0 N, Force reached: 8.0 N

Output Equalization/Filter

Mouth Eq. Ch.1: HATS 1 (HMS II.3)

Analysis

Direction	Out 2 -> In 2	Range length	200.00 ms
Range start	13550.00 ms	Sequence length	400.00 ms
Number of seq.	10	FIR filter	drp2ff_ieee1652
Use FIR Filter	Ch2	DRP/ERP Ch.2:	Off
DRP/ERP Ch.1:	Off	Frequency base	Transformation
FFT size	9600	Overlap	0 %
Window function.	Hanning	Smooth	Off
dB weighting	A Weighting	Stimulus max.	480.0 Hz
Stimulus min.	320.0 Hz	Analysis max.	315.0 Hz
Analysis min.	20.0 Hz	Analysis (2) max.	20000.0 Hz
Analysis (2) min.	485.0 Hz		

Special Features

Compensate delay 190.7000 ms (D_RCV_NB, Delay (Cross))
Store to variable RCVNB10_400Hz

labCORE Settings

labCORE Serial	77000207	Nickname	
Firmware	3.4.17	Sync Source	Internal
Clock Pitch	0.00 ppm		

labCORE Routing

Out Channel 1 -> Power Amp. (Slot 10) 1 -> HATS 1 (HMS II.3) Speaker
Out Channel 2 -> Analog Out 1/2 2 -> Radio Tester 1 (CMW500) In
In Channel 1 <- Analog In 1/2 In 1 <- Radio Tester 1 (CMW500) Out
In Channel 2 <- BEQ Filter 1 R <- Mic Amp. (Slot 6) In 2 <- HATS 1 (HMS II.3) Mic. Right

Analog In Mainboard Settings (Analog In 1/2)

Range Ch. 1	0.00 dB	Ch. 0 Float	On
Range Ch. 2	0.00 dB	Ch. 1 Float	On

Analog Out Mainboard Settings (Analog Out 1/2)

Range Ch. 1	0.00 dB	Range Ch. 2	0.00 dB
-------------	---------	-------------	---------

Microphone Settings (Mic Amp. (Slot 6))**Channel In 1 Settings**

Range	114 dB[SPL] @ 12.5 mV/Pa	Highpass	Off
Polarisation Voltage	200V	Supply Voltage	±60V

Channel In 2 Settings

Range	114 dB[SPL] @ 12.5 mV/Pa	Highpass	20Hz
Polarisation Voltage	200V	Supply Voltage	±60V

Channel In 3 Settings

Range	114 dB[SPL] @ 12.5 mV/Pa	Highpass	Off
Polarisation Voltage	200V	Supply Voltage	±60V

Channel In 4 Settings

Range	114 dB[SPL] @ 12.5 mV/Pa	Highpass	Off
Polarisation Voltage	200V	Supply Voltage	±60V

BEQ Settings (BEQ Filter 1)

Block mode Bypass

Artificial Head Settings (HATS 1 (HMS II.3))

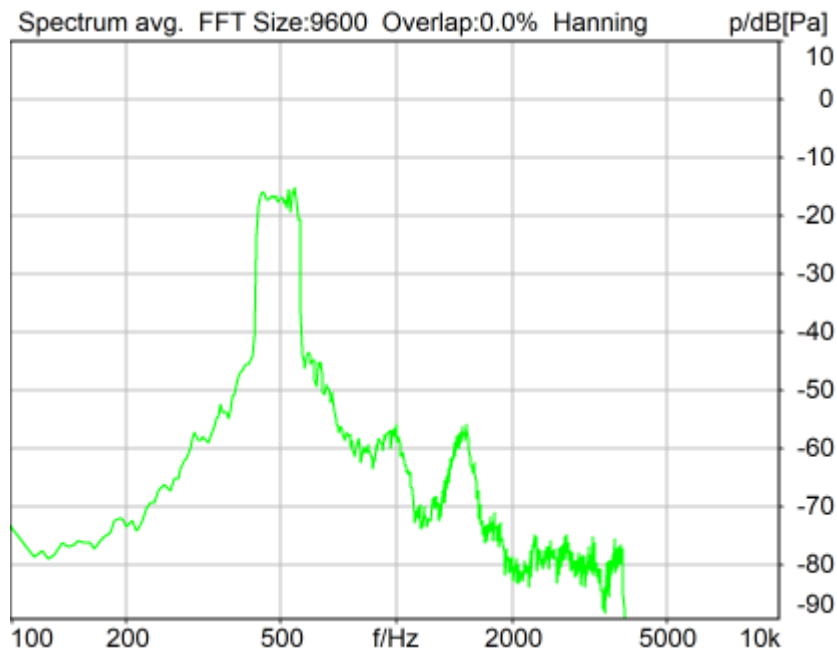
Ser. Nr.	12306613	Pinna Type	Type 3.3
----------	----------	------------	----------

HIB Settings

HIB Name	60020095	Serial	60020095
HIB Mode	Mobile Measurement	Impedance	32 Ohm
Gain out 1	-40.00 dB	Gain out 2	0.00 dB
Gain in 1	0.00 dB	Gain in 2	0.00 dB
Mic 1 Power Supply	Off	Mic 2 Power Supply	Off

5.2 RCV Distortion and Noise - 500 Hz NB

TIA-5050 (2018-01) \ Measurements \ Narrowband \ 5.2 Receive Distortion and Noise 8N



Distortion (Noise) RCV (packed): 30.91 dB (2.85%) Ok

Ok

2024/1/10 12:12 ACQUA 5.1.200

Unmodified HEAD acoustics Measurement Descriptor

Limits

	lower
Run 1	20.00 dB

Meas. Setting off

Underlying Standard: TIA-5050 (2018-01)

Database Version: 40_HAC_Suite_Rev03

Source: act_rpn_b250ms_500hz_sr20dbm0_v02.dat

Level adj. Ch1 -90.0 dB

Calibration

Input ch.2: 0.49 dB 2023/11/1 (HATS 1 (HMS II.3))

Output ch.2: 0.00 dB 2023/6/27 (Radio Tester 1 (CMW500))

HHP IV Settings (Setting: STD:(0,0,0) rel AHP)

MECRP Delta Ye	0.0 mm	Rotation Delta A	0.0 °
MECRP Delta Ze	0.0 mm	Rotation Delta C	0.0 °
Delta Xe	0.0 mm	Rotation Delta B	5.0 °
Delta Ye	0.0 mm	Delta A	0.0 °
		Delta C	0.0 °

Delta Ze	0.0 mm	Delta B	0.0 °
Ym	-5.0 mm	Ear Type	3.3 Coordinates

Mounting: Right Ear
Force to apply: 8.0 N, Force reached: 8.0 N

Output Equalization/Filter

Mouth Eq. Ch.1: HATS 1 (HMS II.3)

Analysis

Direction	Out 2 -> In 2	Range length	200.00 ms
Range start	13550.00 ms	Sequence length	400.00 ms
Number of seq.	10	FIR filter	drp2ff_ieee1652
Use FIR Filter	Ch2	DRP/ERP Ch.2:	Off
DRP/ERP Ch.1:	Off	Frequency base	Transformation
FFT size	9600	Overlap	0 %
Window function.	Hanning	Smooth	Off
dB weighting	A Weighting	Stimulus max.	595.0 Hz
Stimulus min.	410.0 Hz	Analysis max.	405.0 Hz
Analysis min.	20.0 Hz	Analysis (2) max.	20000.0 Hz
Analysis (2) min.	600.0 Hz		

Special Features

Compensate delay 190.7000 ms (D_RCV_NB, Delay (Cross))
Store to variable RCVNB10_500Hz

labCORE Settings

labCORE Serial	77000207	Nickname	
Firmware	3.4.17	Sync Source	Internal
Clock Pitch	0.00 ppm		

labCORE Routing

Out Channel 1 -> Power Amp. (Slot 10) 1 -> HATS 1 (HMS II.3) Speaker
Out Channel 2 -> Analog Out 1/2 2 -> Radio Tester 1 (CMW500) In
In Channel 1 <- Analog In 1/2 In 1 <- Radio Tester 1 (CMW500) Out
In Channel 2 <- BEQ Filter 1 R <- Mic Amp. (Slot 6) In 2 <- HATS 1 (HMS II.3) Mic. Right

Analog In Mainboard Settings (Analog In 1/2)

Range Ch. 1	0.00 dB	Ch. 0 Float	On
Range Ch. 2	0.00 dB	Ch. 1 Float	On

Analog Out Mainboard Settings (Analog Out 1/2)

Range Ch. 1	0.00 dB	Range Ch. 2	0.00 dB
-------------	---------	-------------	---------

Microphone Settings (Mic Amp. (Slot 6))**Channel In 1 Settings**

Range	114 dB[SPL] @ 12.5 mV/Pa	Highpass	Off
Polarisation Voltage	200V	Supply Voltage	±60V

Channel In 2 Settings

Range	114 dB[SPL] @ 12.5 mV/Pa	Highpass	20Hz
Polarisation Voltage	200V	Supply Voltage	±60V

Channel In 3 Settings

Range	114 dB[SPL] @ 12.5 mV/Pa	Highpass	Off
Polarisation Voltage	200V	Supply Voltage	±60V

Channel In 4 Settings

Range	114 dB[SPL] @ 12.5 mV/Pa	Highpass	Off
Polarisation Voltage	200V	Supply Voltage	±60V

BEQ Settings (BEQ Filter 1)

Block mode Bypass

Artificial Head Settings (HATS 1 (HMS II.3))

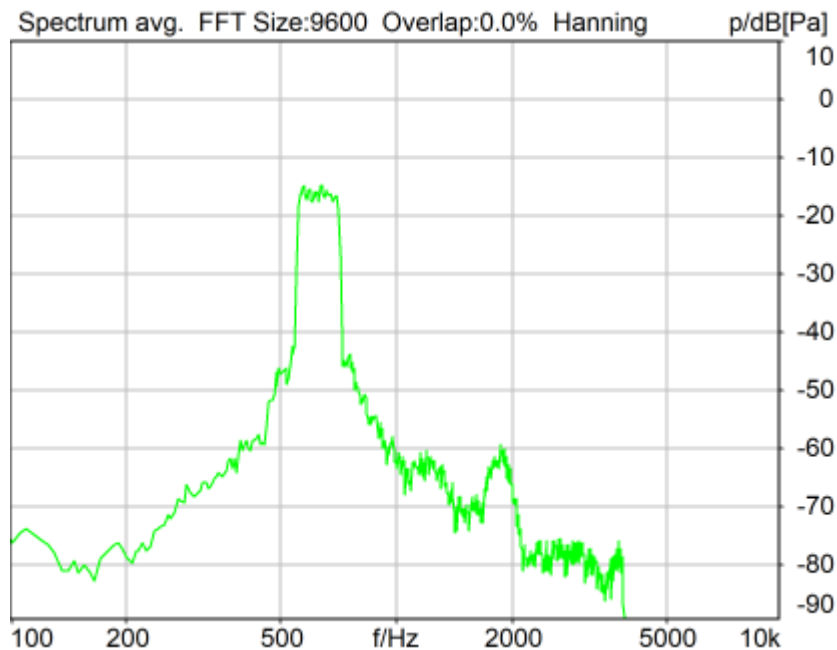
Ser. Nr.	12306613	Pinna Type	Type 3.3
----------	----------	------------	----------

HIB Settings

HIB Name	60020095	Serial	60020095
HIB Mode	Mobile Measurement	Impedance	32 Ohm
Gain out 1	-40.00 dB	Gain out 2	0.00 dB
Gain in 1	0.00 dB	Gain in 2	0.00 dB
Mic 1 Power Supply	Off	Mic 2 Power Supply	Off

5.2 RCV Distortion and Noise - 630 Hz NB

TIA-5050 (2018-01) \ Measurements \ Narrowband \ 5.2 Receive Distortion and Noise 8N



Distortion (Noise) RCV (packed): 32.03 dB (2.50%) Ok

Ok

2024/1/10 12:12 ACQUA 5.1.200

Unmodified HEAD acoustics Measurement Descriptor

Limits

	lower
Run 1	20.00 dB

Meas. Setting off

Underlying Standard: TIA-5050 (2018-01)

Database Version: 40_HAC_Suite_Rev03

Source: act_rpn_b250ms_630hz_sr20dbm0_v02.dat

Level adj. Ch1 -90.0 dB

Calibration

Input ch.2: 0.49 dB 2023/11/1 (HATS 1 (HMS II.3))

Output ch.2: 0.00 dB 2023/6/27 (Radio Tester 1 (CMW500))

HHP IV Settings (Setting: STD:(0,0,0) rel AHP)

MECRP Delta Ye	0.0 mm	Rotation Delta A	0.0 °
MECRP Delta Ze	0.0 mm	Rotation Delta C	0.0 °
Delta Xe	0.0 mm	Rotation Delta B	5.0 °
Delta Ye	0.0 mm	Delta A	0.0 °
		Delta C	0.0 °

Delta Ze	0.0 mm	Delta B	0.0 °
Ym	-5.0 mm	Ear Type	3.3 Coordinates

Mounting: Right Ear
Force to apply: 8.0 N, Force reached: 8.0 N

Output Equalization/Filter

Mouth Eq. Ch.1: HATS 1 (HMS II.3)

Analysis

Direction	Out 2 -> In 2	Range length	200.00 ms
Range start	13550.00 ms	Sequence length	400.00 ms
Number of seq.	10	FIR filter	drp2ff_ieee1652
Use FIR Filter	Ch2	DRP/ERP Ch.2:	Off
DRP/ERP Ch.1:	Off	Frequency base	Transformation
FFT size	9600	Overlap	0 %
Window function.	Hanning	Smooth	Off
dB weighting	A Weighting	Stimulus max.	745.0 Hz
Stimulus min.	525.0 Hz	Analysis max.	520.0 Hz
Analysis min.	20.0 Hz	Analysis (2) max.	20000.0 Hz
Analysis (2) min.	750.0 Hz		

Special Features

Compensate delay 190.7000 ms (D_RCV_NB, Delay (Cross))
Store to variable RCVNB10_630Hz

labCORE Settings

labCORE Serial	77000207	Nickname	
Firmware	3.4.17	Sync Source	Internal
Clock Pitch	0.00 ppm		

labCORE Routing

Out Channel 1 -> Power Amp. (Slot 10) 1 -> HATS 1 (HMS II.3) Speaker
Out Channel 2 -> Analog Out 1/2 2 -> Radio Tester 1 (CMW500) In
In Channel 1 <- Analog In 1/2 In 1 <- Radio Tester 1 (CMW500) Out
In Channel 2 <- BEQ Filter 1 R <- Mic Amp. (Slot 6) In 2 <- HATS 1 (HMS II.3) Mic. Right

Analog In Mainboard Settings (Analog In 1/2)

Range Ch. 1	0.00 dB	Ch. 0 Float	On
Range Ch. 2	0.00 dB	Ch. 1 Float	On

Analog Out Mainboard Settings (Analog Out 1/2)

Range Ch. 1	0.00 dB	Range Ch. 2	0.00 dB
-------------	---------	-------------	---------

Microphone Settings (Mic Amp. (Slot 6))**Channel In 1 Settings**

Range	114 dB[SPL] @ 12.5 mV/Pa	Highpass	Off
Polarisation Voltage	200V	Supply Voltage	±60V

Channel In 2 Settings

Range	114 dB[SPL] @ 12.5 mV/Pa	Highpass	20Hz
Polarisation Voltage	200V	Supply Voltage	±60V

Channel In 3 Settings

Range	114 dB[SPL] @ 12.5 mV/Pa	Highpass	Off
Polarisation Voltage	200V	Supply Voltage	±60V

Channel In 4 Settings

Range	114 dB[SPL] @ 12.5 mV/Pa	Highpass	Off
Polarisation Voltage	200V	Supply Voltage	±60V

BEQ Settings (BEQ Filter 1)

Block mode Bypass

Artificial Head Settings (HATS 1 (HMS II.3))

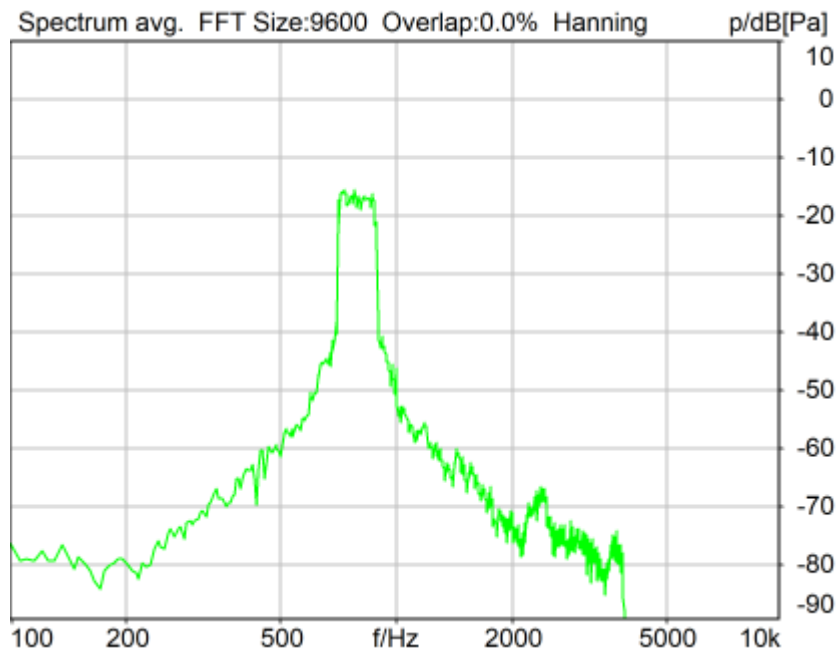
Ser. Nr.	12306613	Pinna Type	Type 3.3
----------	----------	------------	----------

HIB Settings

HIB Name	60020095	Serial	60020095
HIB Mode	Mobile Measurement	Impedance	32 Ohm
Gain out 1	-40.00 dB	Gain out 2	0.00 dB
Gain in 1	0.00 dB	Gain in 2	0.00 dB
Mic 1 Power Supply	Off	Mic 2 Power Supply	Off

5.2 RCV Distortion and Noise - 800 Hz NB

TIA-5050 (2018-01) \ Measurements \ Narrowband \ 5.2 Receive Distortion and Noise 8N



Distortion (Noise) RCV (packed): 29.62 dB (3.30%) Ok

Ok

2024/1/10 12:12 ACQUA 5.1.200

Unmodified HEAD acoustics Measurement Descriptor

Limits

	lower
Run 1	20.00 dB

Meas. Setting off

Underlying Standard: TIA-5050 (2018-01)

Database Version: 40_HAC_Suite_Rev03

Source: act_rpn_b250ms_800hz_sr20dbm0_v02.dat

Level adj. Ch1 -90.0 dB

Calibration

Input ch.2: 0.49 dB 2023/11/1 (HATS 1 (HMS II.3))

Output ch.2: 0.00 dB 2023/6/27 (Radio Tester 1 (CMW500))

HHP IV Settings (Setting: STD:(0,0,0) rel AHP)

MECRP Delta Ye	0.0 mm	Rotation Delta A	0.0 °
MECRP Delta Ze	0.0 mm	Rotation Delta C	0.0 °
Delta Xe	0.0 mm	Rotation Delta B	5.0 °
Delta Ye	0.0 mm	Delta A	0.0 °
		Delta C	0.0 °

Delta Ze	0.0 mm	Delta B	0.0 °
Ym	-5.0 mm	Ear Type	3.3 Coordinates

Mounting: Right Ear
Force to apply: 8.0 N, Force reached: 8.0 N

Output Equalization/Filter

Mouth Eq. Ch.1: HATS 1 (HMS II.3)

Analysis

Direction	Out 2 -> In 2	Range length	200.00 ms
Range start	13550.00 ms	Sequence length	400.00 ms
Number of seq.	10	FIR filter	drp2ff_ieee1652
Use FIR Filter	Ch2	DRP/ERP Ch.2:	Off
DRP/ERP Ch.1:	Off	Frequency base	Transformation
FFT size	9600	Overlap	0 %
Window function.	Hanning	Smooth	Off
dB weighting	A Weighting	Stimulus max.	925.0 Hz
Stimulus min.	675.0 Hz	Analysis max.	670.0 Hz
Analysis min.	20.0 Hz	Analysis (2) max.	20000.0 Hz
Analysis (2) min.	930.0 Hz		

Special Features

Compensate delay 190.7000 ms (D_RCV_NB, Delay (Cross))
Store to variable RCVNB10_800Hz

labCORE Settings

labCORE Serial	77000207	Nickname	
Firmware	3.4.17	Sync Source	Internal
Clock Pitch	0.00 ppm		

labCORE Routing

Out Channel 1 -> Power Amp. (Slot 10) 1 -> HATS 1 (HMS II.3) Speaker
Out Channel 2 -> Analog Out 1/2 2 -> Radio Tester 1 (CMW500) In
In Channel 1 <- Analog In 1/2 In 1 <- Radio Tester 1 (CMW500) Out
In Channel 2 <- BEQ Filter 1 R <- Mic Amp. (Slot 6) In 2 <- HATS 1 (HMS II.3) Mic. Right

Analog In Mainboard Settings (Analog In 1/2)

Range Ch. 1	0.00 dB	Ch. 0 Float	On
Range Ch. 2	0.00 dB	Ch. 1 Float	On

Analog Out Mainboard Settings (Analog Out 1/2)

Range Ch. 1	0.00 dB	Range Ch. 2	0.00 dB
-------------	---------	-------------	---------

Microphone Settings (Mic Amp. (Slot 6))**Channel In 1 Settings**

Range	114 dB[SPL] @ 12.5 mV/Pa	Highpass	Off
Polarisation Voltage	200V	Supply Voltage	±60V

Channel In 2 Settings

Range	114 dB[SPL] @ 12.5 mV/Pa	Highpass	20Hz
Polarisation Voltage	200V	Supply Voltage	±60V

Channel In 3 Settings

Range	114 dB[SPL] @ 12.5 mV/Pa	Highpass	Off
Polarisation Voltage	200V	Supply Voltage	±60V

Channel In 4 Settings

Range	114 dB[SPL] @ 12.5 mV/Pa	Highpass	Off
Polarisation Voltage	200V	Supply Voltage	±60V

BEQ Settings (BEQ Filter 1)

Block mode Bypass

Artificial Head Settings (HATS 1 (HMS II.3))

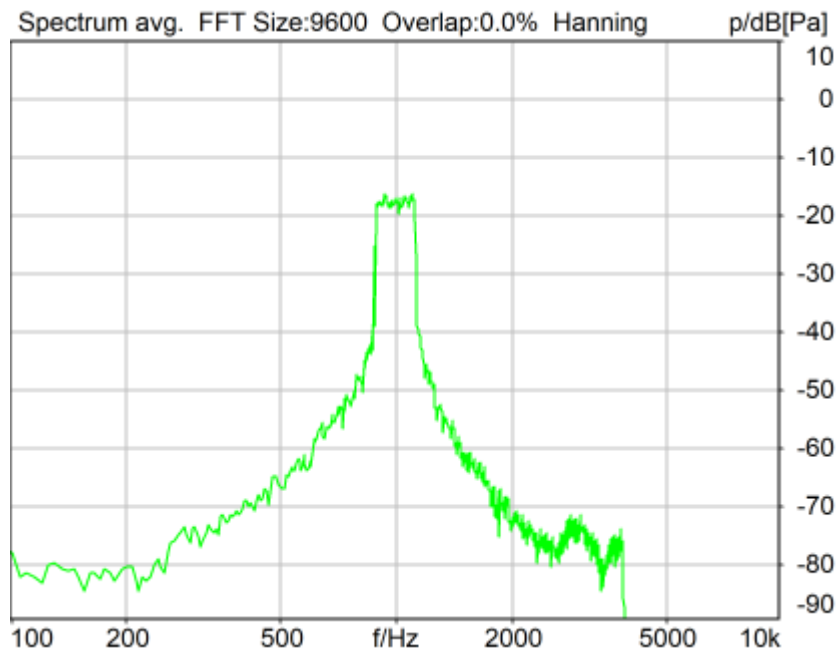
Ser. Nr.	12306613	Pinna Type	Type 3.3
----------	----------	------------	----------

HIB Settings

HIB Name	60020095	Serial	60020095
HIB Mode	Mobile Measurement	Impedance	32 Ohm
Gain out 1	-40.00 dB	Gain out 2	0.00 dB
Gain in 1	0.00 dB	Gain in 2	0.00 dB
Mic 1 Power Supply	Off	Mic 2 Power Supply	Off

5.2 RCV Distortion and Noise - 1000 Hz NB

TIA-5050 (2018-01) \ Measurements \ Narrowband \ 5.2 Receive Distortion and Noise 8N



Distortion (Noise) RCV (packed): 29.01 dB (3.55%) Ok

Ok

2024/1/10 12:13 ACQUA 5.1.200

Unmodified HEAD acoustics Measurement Descriptor

Limits

	lower
Run 1	20.00 dB

Meas. Setting off

Underlying Standard: TIA-5050 (2018-01)

Database Version: 40_HAC_Suite_Rev03

Source: act_rpn_b250ms_1000hz_sr20dbm0_v02.dat

Level adj. Ch1 -90.0 dB

Calibration

Input ch.2: 0.49 dB 2023/11/1 (HATS 1 (HMS II.3))

Output ch.2: 0.00 dB 2023/6/27 (Radio Tester 1 (CMW500))

HHP IV Settings (Setting: STD:(0,0,0) rel AHP)

MECRP Delta Ye	0.0 mm	Rotation Delta A	0.0 °
MECRP Delta Ze	0.0 mm	Rotation Delta C	0.0 °
Delta Xe	0.0 mm	Rotation Delta B	5.0 °
Delta Ye	0.0 mm	Delta A	0.0 °
		Delta C	0.0 °

Delta Ze	0.0 mm	Delta B	0.0 °
Ym	-5.0 mm	Ear Type	3.3 Coordinates

Mounting: Right Ear
Force to apply: 8.0 N, Force reached: 8.0 N

Output Equalization/Filter

Mouth Eq. Ch.1: HATS 1 (HMS II.3)

Analysis

Direction	Out 2 -> In 2	Range length	200.00 ms
Range start	13550.00 ms	Sequence length	400.00 ms
Number of seq.	10	FIR filter	drp2ff_ieee1652
Use FIR Filter	Ch2	DRP/ERP Ch.2:	Off
DRP/ERP Ch.1:	Off	Frequency base	Transformation
FFT size	9600	Overlap	0 %
Window function.	Hanning	Smooth	Off
dB weighting	A Weighting	Stimulus max.	1155.0 Hz
Stimulus min.	855.0 Hz	Analysis max.	850.0 Hz
Analysis min.	20.0 Hz	Analysis (2) max.	20000.0 Hz
Analysis (2) min.	1160.0 Hz		

Special Features

Compensate delay 190.7000 ms (D_RCV_NB, Delay (Cross))
Store to variable RCVNB10_1000Hz

labCORE Settings

labCORE Serial	77000207	Nickname	
Firmware	3.4.17	Sync Source	Internal
Clock Pitch	0.00 ppm		

labCORE Routing

Out Channel 1 -> Power Amp. (Slot 10) 1 -> HATS 1 (HMS II.3) Speaker
Out Channel 2 -> Analog Out 1/2 2 -> Radio Tester 1 (CMW500) In
In Channel 1 <- Analog In 1/2 In 1 <- Radio Tester 1 (CMW500) Out
In Channel 2 <- BEQ Filter 1 R <- Mic Amp. (Slot 6) In 2 <- HATS 1 (HMS II.3) Mic. Right

Analog In Mainboard Settings (Analog In 1/2)

Range Ch. 1	0.00 dB	Ch. 0 Float	On
Range Ch. 2	0.00 dB	Ch. 1 Float	On

Analog Out Mainboard Settings (Analog Out 1/2)

Range Ch. 1	0.00 dB	Range Ch. 2	0.00 dB
-------------	---------	-------------	---------

Microphone Settings (Mic Amp. (Slot 6))**Channel In 1 Settings**

Range	114 dB[SPL] @ 12.5 mV/Pa	Highpass	Off
Polarisation Voltage	200V	Supply Voltage	±60V

Channel In 2 Settings

Range	114 dB[SPL] @ 12.5 mV/Pa	Highpass	20Hz
Polarisation Voltage	200V	Supply Voltage	±60V

Channel In 3 Settings

Range	114 dB[SPL] @ 12.5 mV/Pa	Highpass	Off
Polarisation Voltage	200V	Supply Voltage	±60V

Channel In 4 Settings

Range	114 dB[SPL] @ 12.5 mV/Pa	Highpass	Off
Polarisation Voltage	200V	Supply Voltage	±60V

BEQ Settings (BEQ Filter 1)

Block mode Bypass

Artificial Head Settings (HATS 1 (HMS II.3))

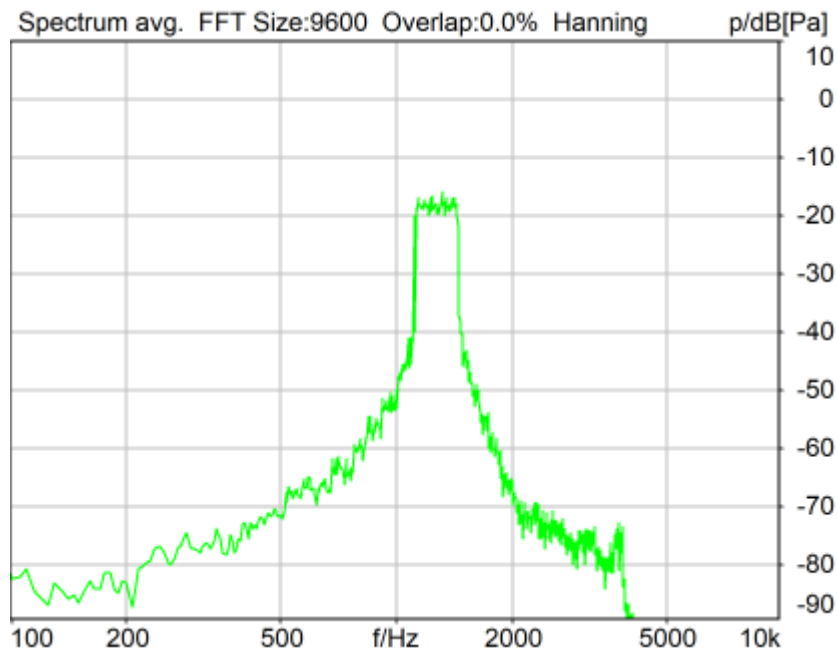
Ser. Nr.	12306613	Pinna Type	Type 3.3
----------	----------	------------	----------

HIB Settings

HIB Name	60020095	Serial	60020095
HIB Mode	Mobile Measurement	Impedance	32 Ohm
Gain out 1	-40.00 dB	Gain out 2	0.00 dB
Gain in 1	0.00 dB	Gain in 2	0.00 dB
Mic 1 Power Supply	Off	Mic 2 Power Supply	Off

5.2 RCV Distortion and Noise - 1250 Hz NB

TIA-5050 (2018-01) \ Measurements \ Narrowband \ 5.2 Receive Distortion and Noise 8N



Distortion (Noise) RCV (packed): 26.30 dB (4.84%) Ok

Ok

2024/1/10 12:13 ACQUA 5.1.200

Unmodified HEAD acoustics Measurement Descriptor

Limits

	lower
Run 1	20.00 dB

Meas. Setting off

Underlying Standard: TIA-5050 (2018-01)

Database Version: 40_HAC_Suite_Rev03

Source: act_rpn_b250ms_1250hz_sr20dbm0_v02.dat

Level adj. Ch1 -90.0 dB

Calibration

Input ch.2: 0.49 dB 2023/11/1 (HATS 1 (HMS II.3))

Output ch.2: 0.00 dB 2023/6/27 (Radio Tester 1 (CMW500))

HHP IV Settings (Setting: STD:(0,0,0) rel AHP)

MECRP Delta Ye	0.0 mm	Rotation Delta A	0.0 °
MECRP Delta Ze	0.0 mm	Rotation Delta C	0.0 °
Delta Xe	0.0 mm	Rotation Delta B	5.0 °
Delta Ye	0.0 mm	Delta A	0.0 °
		Delta C	0.0 °

Delta Ze	0.0 mm	Delta B	0.0 °
Ym	-5.0 mm	Ear Type	3.3 Coordinates

Mounting: Right Ear
Force to apply: 8.0 N, Force reached: 8.0 N

Output Equalization/Filter

Mouth Eq. Ch.1: HATS 1 (HMS II.3)

Analysis

Direction	Out 2 -> In 2	Range length	200.00 ms
Range start	13550.00 ms	Sequence length	400.00 ms
Number of seq.	10	FIR filter	drp2ff_ieee1652
Use FIR Filter	Ch2	DRP/ERP Ch.2:	Off
DRP/ERP Ch.1:	Off	Frequency base	Transformation
FFT size	9600	Overlap	0 %
Window function.	Hanning	Smooth	Off
dB weighting	A Weighting	Stimulus max.	1450.0 Hz
Stimulus min.	1085.0 Hz	Analysis max.	1080.0 Hz
Analysis min.	20.0 Hz	Analysis (2) max.	20000.0 Hz
Analysis (2) min.	1455.0 Hz		

Special Features

Compensate delay 190.7000 ms (D_RCV_NB, Delay (Cross))
Store to variable RCVNB10_1250Hz

labCORE Settings

labCORE Serial	77000207	Nickname	
Firmware	3.4.17	Sync Source	Internal
Clock Pitch	0.00 ppm		

labCORE Routing

Out Channel 1 -> Power Amp. (Slot 10) 1 -> HATS 1 (HMS II.3) Speaker
Out Channel 2 -> Analog Out 1/2 2 -> Radio Tester 1 (CMW500) In
In Channel 1 <- Analog In 1/2 In 1 <- Radio Tester 1 (CMW500) Out
In Channel 2 <- BEQ Filter 1 R <- Mic Amp. (Slot 6) In 2 <- HATS 1 (HMS II.3) Mic. Right

Analog In Mainboard Settings (Analog In 1/2)

Range Ch. 1	0.00 dB	Ch. 0 Float	On
Range Ch. 2	0.00 dB	Ch. 1 Float	On

Analog Out Mainboard Settings (Analog Out 1/2)

Range Ch. 1	0.00 dB	Range Ch. 2	0.00 dB
-------------	---------	-------------	---------

Microphone Settings (Mic Amp. (Slot 6))**Channel In 1 Settings**

Range	114 dB[SPL] @ 12.5 mV/Pa	Highpass	Off
Polarisation Voltage	200V	Supply Voltage	±60V

Channel In 2 Settings

Range	114 dB[SPL] @ 12.5 mV/Pa	Highpass	20Hz
Polarisation Voltage	200V	Supply Voltage	±60V

Channel In 3 Settings

Range	114 dB[SPL] @ 12.5 mV/Pa	Highpass	Off
Polarisation Voltage	200V	Supply Voltage	±60V

Channel In 4 Settings

Range	114 dB[SPL] @ 12.5 mV/Pa	Highpass	Off
Polarisation Voltage	200V	Supply Voltage	±60V

BEQ Settings (BEQ Filter 1)

Block mode Bypass

Artificial Head Settings (HATS 1 (HMS II.3))

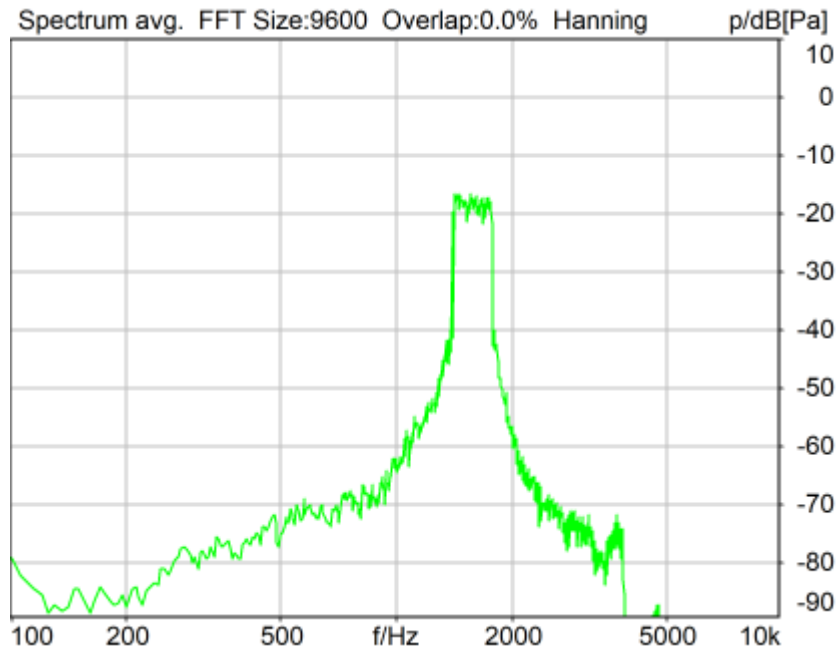
Ser. Nr.	12306613	Pinna Type	Type 3.3
----------	----------	------------	----------

HIB Settings

HIB Name	60020095	Serial	60020095
HIB Mode	Mobile Measurement	Impedance	32 Ohm
Gain out 1	-40.00 dB	Gain out 2	0.00 dB
Gain in 1	0.00 dB	Gain in 2	0.00 dB
Mic 1 Power Supply	Off	Mic 2 Power Supply	Off

5.2 RCV Distortion and Noise - 1600 Hz NB

TIA-5050 (2018-01) \ Measurements \ Narrowband \ 5.2 Receive Distortion and Noise 8N



Distortion (Noise) RCV (packed): 29.18 dB (3.48%) Ok

Ok

2024/1/10 12:14 ACQUA 5.1.200

Unmodified HEAD acoustics Measurement Descriptor

Limits

	lower
Run 1	20.00 dB

Meas. Setting off

Underlying Standard: TIA-5050 (2018-01)

Database Version: 40_HAC_Suite_Rev03

Source: act_rpn_b250ms_1600hz_sr20dbm0_v02.dat

Level adj. Ch1 -90.0 dB

Calibration

Input ch.2: 0.49 dB 2023/11/1 (HATS 1 (HMS II.3))

Output ch.2: 0.00 dB 2023/6/27 (Radio Tester 1 (CMW500))

HHP IV Settings (Setting: STD:(0,0,0) rel AHP)

MECRP Delta Ye	0.0 mm	Rotation Delta A	0.0 °
MECRP Delta Ze	0.0 mm	Rotation Delta C	0.0 °
Delta Xe	0.0 mm	Rotation Delta B	5.0 °
Delta Ye	0.0 mm	Delta A	0.0 °
		Delta C	0.0 °

Delta Ze	0.0 mm	Delta B	0.0 °
Ym	-5.0 mm	Ear Type	3.3 Coordinates

Mounting: Right Ear
Force to apply: 8.0 N, Force reached: 8.0 N

Output Equalization/Filter

Mouth Eq. Ch.1: HATS 1 (HMS II.3)

Analysis

Direction	Out 2 -> In 2	Range length	200.00 ms
Range start	13550.00 ms	Sequence length	400.00 ms
Number of seq.	10	FIR filter	drp2ff_ieee1652
Use FIR Filter	Ch2	DRP/ERP Ch.2:	Off
DRP/ERP Ch.1:	Off	Frequency base	Transformation
FFT size	9600	Overlap	0 %
Window function.	Hanning	Smooth	Off
dB weighting	A Weighting	Stimulus max.	1815.0 Hz
Stimulus min.	1375.0 Hz	Analysis max.	1370.0 Hz
Analysis min.	20.0 Hz	Analysis (2) max.	20000.0 Hz
Analysis (2) min.	1820.0 Hz		

Special Features

Compensate delay 190.7000 ms (D_RCV_NB, Delay (Cross))
Store to variable RCVNB10_1600Hz

labCORE Settings

labCORE Serial	77000207	Nickname	
Firmware	3.4.17	Sync Source	Internal
Clock Pitch	0.00 ppm		

labCORE Routing

Out Channel 1 -> Power Amp. (Slot 10) 1 -> HATS 1 (HMS II.3) Speaker
Out Channel 2 -> Analog Out 1/2 2 -> Radio Tester 1 (CMW500) In
In Channel 1 <- Analog In 1/2 In 1 <- Radio Tester 1 (CMW500) Out
In Channel 2 <- BEQ Filter 1 R <- Mic Amp. (Slot 6) In 2 <- HATS 1 (HMS II.3) Mic. Right

Analog In Mainboard Settings (Analog In 1/2)

Range Ch. 1	0.00 dB	Ch. 0 Float	On
Range Ch. 2	0.00 dB	Ch. 1 Float	On

Analog Out Mainboard Settings (Analog Out 1/2)

Range Ch. 1	0.00 dB	Range Ch. 2	0.00 dB
-------------	---------	-------------	---------

Microphone Settings (Mic Amp. (Slot 6))**Channel In 1 Settings**

Range	114 dB[SPL] @ 12.5 mV/Pa	Highpass	Off
Polarisation Voltage	200V	Supply Voltage	±60V

Channel In 2 Settings

Range	114 dB[SPL] @ 12.5 mV/Pa	Highpass	20Hz
Polarisation Voltage	200V	Supply Voltage	±60V

Channel In 3 Settings

Range	114 dB[SPL] @ 12.5 mV/Pa	Highpass	Off
Polarisation Voltage	200V	Supply Voltage	±60V

Channel In 4 Settings

Range	114 dB[SPL] @ 12.5 mV/Pa	Highpass	Off
Polarisation Voltage	200V	Supply Voltage	±60V

BEQ Settings (BEQ Filter 1)

Block mode Bypass

Artificial Head Settings (HATS 1 (HMS II.3))

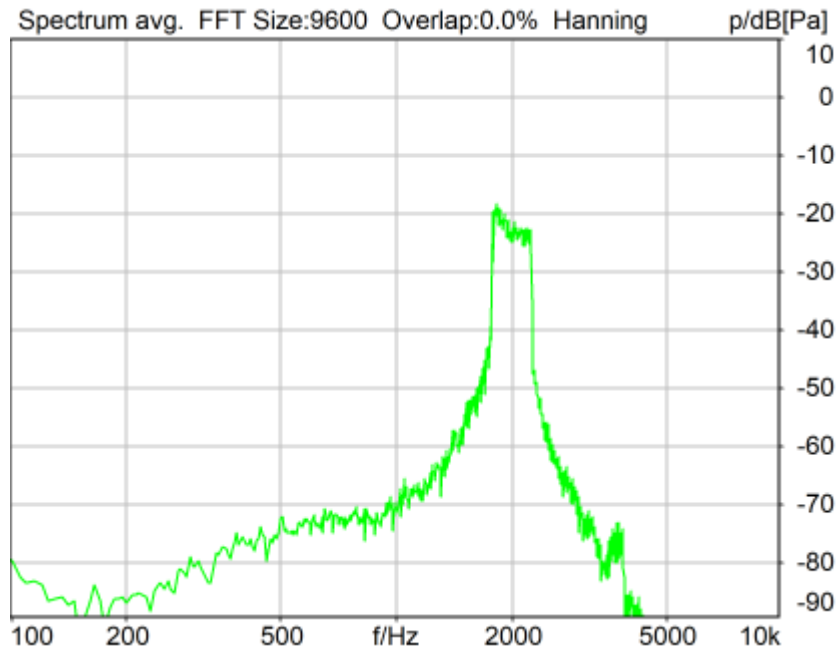
Ser. Nr.	12306613	Pinna Type	Type 3.3
----------	----------	------------	----------

HIB Settings

HIB Name	60020095	Serial	60020095
HIB Mode	Mobile Measurement	Impedance	32 Ohm
Gain out 1	-40.00 dB	Gain out 2	0.00 dB
Gain in 1	0.00 dB	Gain in 2	0.00 dB
Mic 1 Power Supply	Off	Mic 2 Power Supply	Off

5.2 RCV Distortion and Noise - 2000 Hz NB

TIA-5050 (2018-01) \ Measurements \ Narrowband \ 5.2 Receive Distortion and Noise 8N



Distortion (Noise) RCV (packed): 26.86 dB (4.54%) Ok

Ok

2024/1/10 12:14 ACQUA 5.1.200

Unmodified HEAD acoustics Measurement Descriptor

Limits

	lower
Run 1	20.00 dB

Meas. Setting off

Underlying Standard: TIA-5050 (2018-01)

Database Version: 40_HAC_Suite_Rev03

Source: act_rpn_b250ms_2000hz_sr20dbm0_v02.dat

Level adj. Ch1 -90.0 dB

Calibration

Input ch.2: 0.49 dB 2023/11/1 (HATS 1 (HMS II.3))

Output ch.2: 0.00 dB 2023/6/27 (Radio Tester 1 (CMW500))

HHP IV Settings (Setting: STD:(0,0,0) rel AHP)

MECRP Delta Ye	0.0 mm	Rotation Delta A	0.0 °
MECRP Delta Ze	0.0 mm	Rotation Delta C	0.0 °
Delta Xe	0.0 mm	Rotation Delta B	5.0 °
Delta Ye	0.0 mm	Delta A	0.0 °
		Delta C	0.0 °

Delta Ze	0.0 mm	Delta B	0.0 °
Ym	-5.0 mm	Ear Type	3.3 Coordinates

Mounting: Right Ear
Force to apply: 8.0 N, Force reached: 8.0 N

Output Equalization/Filter

Mouth Eq. Ch.1: HATS 1 (HMS II.3)

Analysis

Direction	Out 2 -> In 2	Range length	200.00 ms
Range start	13550.00 ms	Sequence length	400.00 ms
Number of seq.	10	FIR filter	drp2ff_ieee1652
Use FIR Filter	Ch2	DRP/ERP Ch.2:	Off
DRP/ERP Ch.1:	Off	Frequency base	Transformation
FFT size	9600	Overlap	0 %
Window function.	Hanning	Smooth	Off
dB weighting	A Weighting	Stimulus max.	2275.0 Hz
Stimulus min.	1745.0 Hz	Analysis max.	1740.0 Hz
Analysis min.	20.0 Hz	Analysis (2) max.	20000.0 Hz
Analysis (2) min.	2280.0 Hz		

Special Features

Compensate delay 190.7000 ms (D_RCV_NB, Delay (Cross))
Store to variable RCVNB10_2000Hz

labCORE Settings

labCORE Serial	77000207	Nickname	
Firmware	3.4.17	Sync Source	Internal
Clock Pitch	0.00 ppm		

labCORE Routing

Out Channel 1 -> Power Amp. (Slot 10) 1 -> HATS 1 (HMS II.3) Speaker
Out Channel 2 -> Analog Out 1/2 2 -> Radio Tester 1 (CMW500) In
In Channel 1 <- Analog In 1/2 In 1 <- Radio Tester 1 (CMW500) Out
In Channel 2 <- BEQ Filter 1 R <- Mic Amp. (Slot 6) In 2 <- HATS 1 (HMS II.3) Mic. Right

Analog In Mainboard Settings (Analog In 1/2)

Range Ch. 1	0.00 dB	Ch. 0 Float	On
Range Ch. 2	0.00 dB	Ch. 1 Float	On

Analog Out Mainboard Settings (Analog Out 1/2)

Range Ch. 1	0.00 dB	Range Ch. 2	0.00 dB
-------------	---------	-------------	---------

Microphone Settings (Mic Amp. (Slot 6))**Channel In 1 Settings**

Range	114 dB[SPL] @ 12.5 mV/Pa	Highpass	Off
Polarisation Voltage	200V	Supply Voltage	±60V

Channel In 2 Settings

Range	114 dB[SPL] @ 12.5 mV/Pa	Highpass	20Hz
Polarisation Voltage	200V	Supply Voltage	±60V

Channel In 3 Settings

Range	114 dB[SPL] @ 12.5 mV/Pa	Highpass	Off
Polarisation Voltage	200V	Supply Voltage	±60V

Channel In 4 Settings

Range	114 dB[SPL] @ 12.5 mV/Pa	Highpass	Off
Polarisation Voltage	200V	Supply Voltage	±60V

BEQ Settings (BEQ Filter 1)

Block mode Bypass

Artificial Head Settings (HATS 1 (HMS II.3))

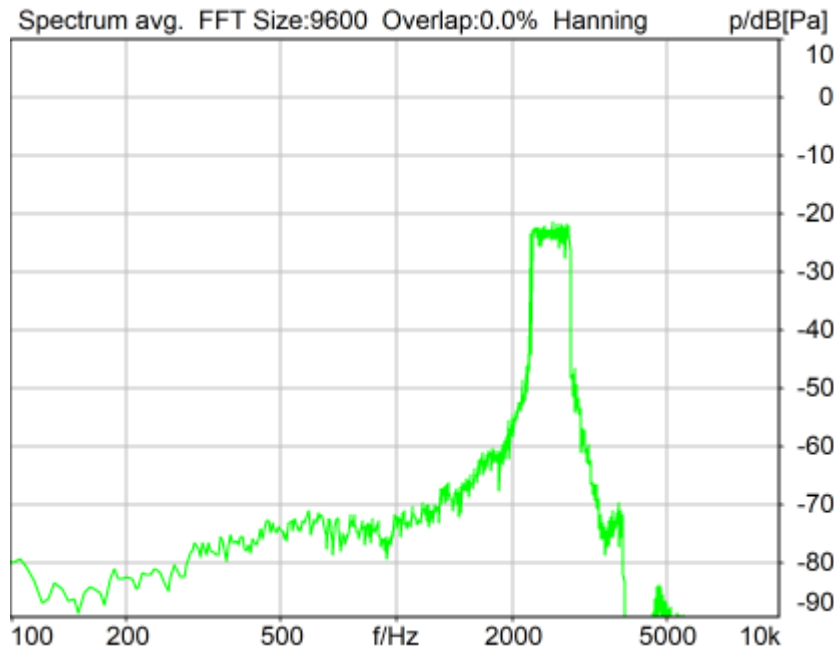
Ser. Nr.	12306613	Pinna Type	Type 3.3
----------	----------	------------	----------

HIB Settings

HIB Name	60020095	Serial	60020095
HIB Mode	Mobile Measurement	Impedance	32 Ohm
Gain out 1	-40.00 dB	Gain out 2	0.00 dB
Gain in 1	0.00 dB	Gain in 2	0.00 dB
Mic 1 Power Supply	Off	Mic 2 Power Supply	Off

5.2 RCV Distortion and Noise - 2500 Hz NB

TIA-5050 (2018-01) \ Measurements \ Narrowband \ 5.2 Receive Distortion and Noise 8N



Distortion (Noise) RCV (packed): 28.09 dB (3.94%) Ok

Ok

2024/1/10 12:15 ACQUA 5.1.200

Unmodified HEAD acoustics Measurement Descriptor

Limits

	lower
Run 1	20.00 dB

Meas. Setting off

Underlying Standard: TIA-5050 (2018-01)

Database Version: 40_HAC_Suite_Rev03

Source: act_rpn_b250ms_2500hz_sr20dbm0_v02.dat

Level adj. Ch1 -90.0 dB

Calibration

Input ch.2: 0.49 dB 2023/11/1 (HATS 1 (HMS II.3))

Output ch.2: 0.00 dB 2023/6/27 (Radio Tester 1 (CMW500))

HHP IV Settings (Setting: STD:(0,0,0) rel AHP)

MECRP Delta Ye	0.0 mm	Rotation Delta A	0.0 °
MECRP Delta Ze	0.0 mm	Rotation Delta C	0.0 °
Delta Xe	0.0 mm	Rotation Delta B	5.0 °
Delta Ye	0.0 mm	Delta A	0.0 °
		Delta C	0.0 °

Delta Ze	0.0 mm	Delta B	0.0 °
Ym	-5.0 mm	Ear Type	3.3 Coordinates

Mounting: Right Ear
Force to apply: 8.0 N, Force reached: 8.0 N

Output Equalization/Filter

Mouth Eq. Ch.1: HATS 1 (HMS II.3)

Analysis

Direction	Out 2 -> In 2	Range length	200.00 ms
Range start	13550.00 ms	Sequence length	400.00 ms
Number of seq.	10	FIR filter	drp2ff_ieee1652
Use FIR Filter	Ch2	DRP/ERP Ch.2:	Off
DRP/ERP Ch.1:	Off	Frequency base	Transformation
FFT size	9600	Overlap	0 %
Window function.	Hanning	Smooth	Off
dB weighting	A Weighting	Stimulus max.	2855.0 Hz
Stimulus min.	2205.0 Hz	Analysis max.	2200.0 Hz
Analysis min.	20.0 Hz	Analysis (2) max.	20000.0 Hz
Analysis (2) min.	2860.0 Hz		

Special Features

Compensate delay 190.7000 ms (D_RCV_NB, Delay (Cross))
Store to variable RCVNB10_2500Hz

labCORE Settings

labCORE Serial	77000207	Nickname	
Firmware	3.4.17	Sync Source	Internal
Clock Pitch	0.00 ppm		

labCORE Routing

Out Channel 1 -> Power Amp. (Slot 10) 1 -> HATS 1 (HMS II.3) Speaker
Out Channel 2 -> Analog Out 1/2 2 -> Radio Tester 1 (CMW500) In
In Channel 1 <- Analog In 1/2 In 1 <- Radio Tester 1 (CMW500) Out
In Channel 2 <- BEQ Filter 1 R <- Mic Amp. (Slot 6) In 2 <- HATS 1 (HMS II.3) Mic. Right

Analog In Mainboard Settings (Analog In 1/2)

Range Ch. 1	0.00 dB	Ch. 0 Float	On
Range Ch. 2	0.00 dB	Ch. 1 Float	On

Analog Out Mainboard Settings (Analog Out 1/2)

Range Ch. 1	0.00 dB	Range Ch. 2	0.00 dB
-------------	---------	-------------	---------

Microphone Settings (Mic Amp. (Slot 6))**Channel In 1 Settings**

Range	114 dB[SPL] @ 12.5 mV/Pa	Highpass	Off
Polarisation Voltage	200V	Supply Voltage	±60V

Channel In 2 Settings

Range	114 dB[SPL] @ 12.5 mV/Pa	Highpass	20Hz
Polarisation Voltage	200V	Supply Voltage	±60V

Channel In 3 Settings

Range	114 dB[SPL] @ 12.5 mV/Pa	Highpass	Off
Polarisation Voltage	200V	Supply Voltage	±60V

Channel In 4 Settings

Range	114 dB[SPL] @ 12.5 mV/Pa	Highpass	Off
Polarisation Voltage	200V	Supply Voltage	±60V

BEQ Settings (BEQ Filter 1)

Block mode Bypass

Artificial Head Settings (HATS 1 (HMS II.3))

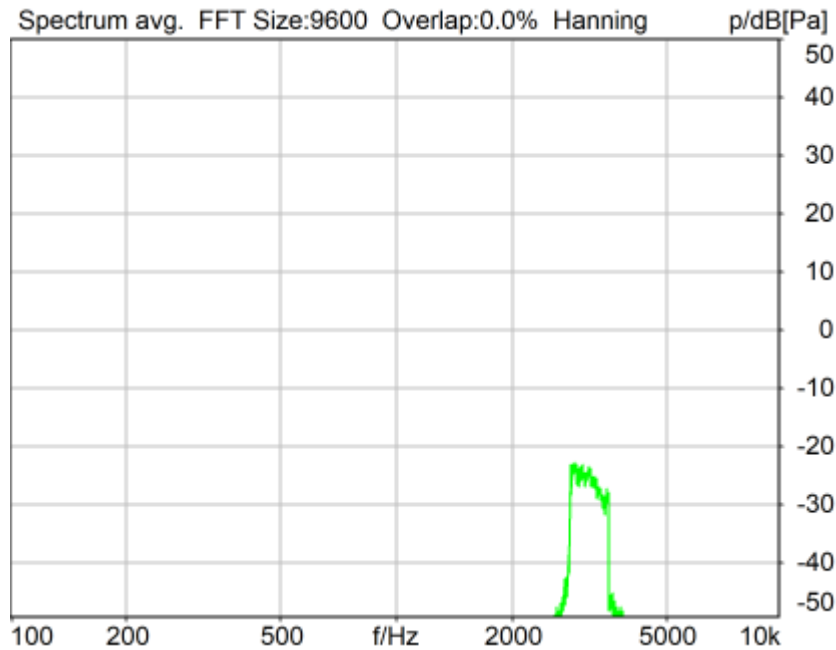
Ser. Nr.	12306613	Pinna Type	Type 3.3
----------	----------	------------	----------

HIB Settings

HIB Name	60020095	Serial	60020095
HIB Mode	Mobile Measurement	Impedance	32 Ohm
Gain out 1	-40.00 dB	Gain out 2	0.00 dB
Gain in 1	0.00 dB	Gain in 2	0.00 dB
Mic 1 Power Supply	Off	Mic 2 Power Supply	Off

5.2 RCV Distortion and Noise - 3150 Hz NB

TIA-5050 (2018-01) \ Measurements \ Narrowband \ 5.2 Receive Distortion and Noise 8N



Distortion (Noise) RCV (packed): 21.64 dB (8.28%) Ok

Ok

2024/1/10 12:15 ACQUA 5.1.200

Unmodified HEAD acoustics Measurement Descriptor

Limits

	lower
Run 1	20.00 dB

Meas. Setting off

Underlying Standard: TIA-5050 (2018-01)

Database Version: 40_HAC_Suite_Rev03

Source: act_rpn_b250ms_3150hz_sr20dbm0_v02.dat

Level adj. Ch1 -90.0 dB

Calibration

Input ch.2: 0.49 dB 2023/11/1 (HATS 1 (HMS II.3))

Output ch.2: 0.00 dB 2023/6/27 (Radio Tester 1 (CMW500))

HHP IV Settings (Setting: STD:(0,0,0) rel AHP)

MECRP Delta Ye	0.0 mm	Rotation Delta A	0.0 °
MECRP Delta Ze	0.0 mm	Rotation Delta C	0.0 °
Delta Xe	0.0 mm	Rotation Delta B	5.0 °
Delta Ye	0.0 mm	Delta A	0.0 °
		Delta C	0.0 °

Delta Ze	0.0 mm	Delta B	0.0 °
Ym	-5.0 mm	Ear Type	3.3 Coordinates

Mounting: Right Ear
Force to apply: 8.0 N, Force reached: 8.0 N

Output Equalization/Filter

Mouth Eq. Ch.1: HATS 1 (HMS II.3)

Analysis

Direction	Out 2 -> In 2	Range length	200.00 ms
Range start	13550.00 ms	Sequence length	400.00 ms
Number of seq.	10	FIR filter	drp2ff_ieee1652
Use FIR Filter	Ch2	DRP/ERP Ch.2:	Off
DRP/ERP Ch.1:	Off	Frequency base	Transformation
FFT size	9600	Overlap	0 %
Window function.	Hanning	Smooth	Off
dB weighting	A Weighting	Stimulus max.	3585.0 Hz
Stimulus min.	2785.0 Hz	Analysis max.	2780.0 Hz
Analysis min.	20.0 Hz	Analysis (2) max.	20000.0 Hz
Analysis (2) min.	3590.0 Hz		

Special Features

Compensate delay 190.7000 ms (D_RCV_NB, Delay (Cross))
Store to variable RCVNB10_3150Hz

labCORE Settings

labCORE Serial	77000207	Nickname	
Firmware	3.4.17	Sync Source	Internal
Clock Pitch	0.00 ppm		

labCORE Routing

Out Channel 1 -> Power Amp. (Slot 10) 1 -> HATS 1 (HMS II.3) Speaker
Out Channel 2 -> Analog Out 1/2 2 -> Radio Tester 1 (CMW500) In
In Channel 1 <- Analog In 1/2 In 1 <- Radio Tester 1 (CMW500) Out
In Channel 2 <- BEQ Filter 1 R <- Mic Amp. (Slot 6) In 2 <- HATS 1 (HMS II.3) Mic. Right

Analog In Mainboard Settings (Analog In 1/2)

Range Ch. 1	0.00 dB	Ch. 0 Float	On
Range Ch. 2	0.00 dB	Ch. 1 Float	On

Analog Out Mainboard Settings (Analog Out 1/2)

Range Ch. 1	0.00 dB	Range Ch. 2	0.00 dB
-------------	---------	-------------	---------

Microphone Settings (Mic Amp. (Slot 6))**Channel In 1 Settings**

Range	114 dB[SPL] @ 12.5 mV/Pa	Highpass	Off
Polarisation Voltage	200V	Supply Voltage	±60V

Channel In 2 Settings

Range	114 dB[SPL] @ 12.5 mV/Pa	Highpass	20Hz
Polarisation Voltage	200V	Supply Voltage	±60V

Channel In 3 Settings

Range	114 dB[SPL] @ 12.5 mV/Pa	Highpass	Off
Polarisation Voltage	200V	Supply Voltage	±60V

Channel In 4 Settings

Range	114 dB[SPL] @ 12.5 mV/Pa	Highpass	Off
Polarisation Voltage	200V	Supply Voltage	±60V

BEQ Settings (BEQ Filter 1)

Block mode Bypass

Artificial Head Settings (HATS 1 (HMS II.3))

Ser. Nr.	12306613	Pinna Type	Type 3.3
----------	----------	------------	----------

HIB Settings

HIB Name	60020095	Serial	60020095
HIB Mode	Mobile Measurement	Impedance	32 Ohm
Gain out 1	-40.00 dB	Gain out 2	0.00 dB
Gain in 1	0.00 dB	Gain in 2	0.00 dB
Mic 1 Power Supply	Off	Mic 2 Power Supply	Off

Report - Receive Distortion and Noise (Conversational Gain)

TIA-5050 (2018-01) \ Measurements \ Narrowband \ 5.2 Receive Distortion and Noise 8N

Region	Frequency	SDNR
1	400Hz	33.17 dB
2	500Hz	30.91 dB
3	630Hz	32.03 dB
4	800Hz	29.62 dB
5	1000Hz	29.01 dB
6	1250Hz	26.30 dB
7	1600Hz	29.18 dB
8	2000Hz	26.86 dB
9	2500Hz	28.09 dB
10	3150Hz	21.64 dB

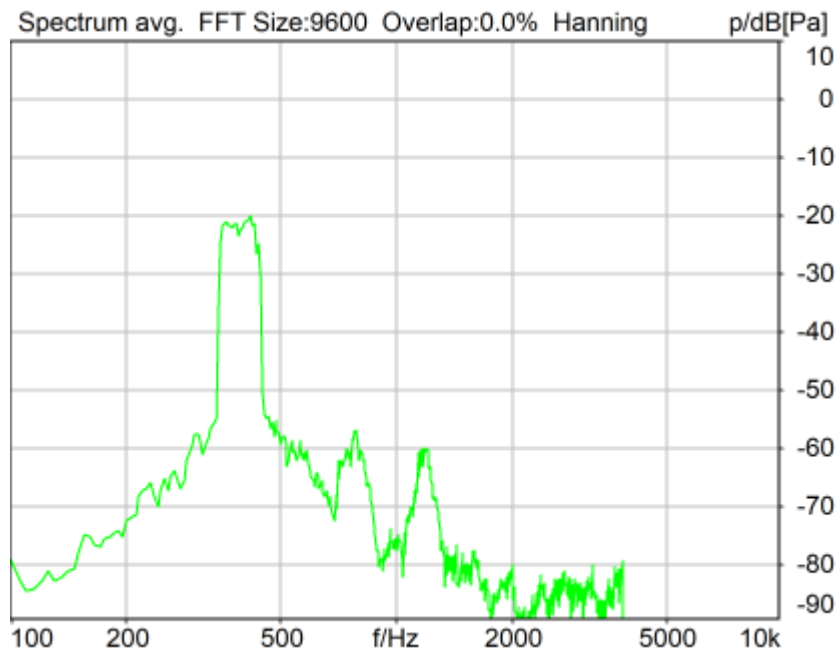
All SDNRs were greater than 20.0 dB, requirement was met.

Smallest SDNR was 21.64dB at 3150Hz.

2024/1/10 12:16 ACQUA

5.2 RCV Distortion and Noise - 400 Hz NB

TIA-5050 (2018-01) \ Measurements \ Narrowband \ 5.2 Receive Distortion and Noise 2N



Distortion (Noise) RCV (packed): 33.26 dB (2.17%) Ok

Ok

2024/1/10 12:21 ACQUA 5.1.200

Unmodified HEAD acoustics Measurement Descriptor

Limits

	lower
Run 1	20.00 dB

Meas. Setting off

Underlying Standard: TIA-5050 (2018-01)

Database Version: 40_HAC_Suite_Rev03

Source: act_rpn_b250ms_400hz_sr20dbm0_v02.dat

Level adj. Ch1 -90.0 dB

Calibration

Input ch.2: 0.49 dB 2023/11/1 (HATS 1 (HMS II.3))

Output ch.2: 0.00 dB 2023/6/27 (Radio Tester 1 (CMW500))

HHP IV Settings (Setting: STD:(0,0,0) rel AHP)

MECRP Delta Ye	0.0 mm	Rotation Delta A	0.0 °
MECRP Delta Ze	0.0 mm	Rotation Delta C	0.0 °
Delta Xe	0.0 mm	Rotation Delta B	5.0 °
Delta Ye	0.0 mm	Delta A	0.0 °
		Delta C	0.0 °

Delta Ze	0.0 mm	Delta B	0.0 °
Ym	-1.8 mm	Ear Type	3.3 Coordinates

Mounting: Right Ear
Force to apply: 2.0 N, Force reached: 2.0 N

Output Equalization/Filter

Mouth Eq. Ch.1: HATS 1 (HMS II.3)

Analysis

Direction	Out 2 -> In 2	Range length	200.00 ms
Range start	13550.00 ms	Sequence length	400.00 ms
Number of seq.	10	FIR filter	drp2ff_ieee1652
Use FIR Filter	Ch2	DRP/ERP Ch.2:	Off
DRP/ERP Ch.1:	Off	Frequency base	Transformation
FFT size	9600	Overlap	0 %
Window function.	Hanning	Smooth	Off
dB weighting	A Weighting	Stimulus max.	480.0 Hz
Stimulus min.	320.0 Hz	Analysis max.	315.0 Hz
Analysis min.	20.0 Hz	Analysis (2) max.	20000.0 Hz
Analysis (2) min.	485.0 Hz		

Special Features

Compensate delay 190.7000 ms (D_RCV_NB, Delay (Cross))
Store to variable RCVNB10_400Hz

labCORE Settings

labCORE Serial	77000207	Nickname	
Firmware	3.4.17	Sync Source	Internal
Clock Pitch	0.00 ppm		

labCORE Routing

Out Channel 1 -> Power Amp. (Slot 10) 1 -> HATS 1 (HMS II.3) Speaker
Out Channel 2 -> Analog Out 1/2 2 -> Radio Tester 1 (CMW500) In
In Channel 1 <- Analog In 1/2 In 1 <- Radio Tester 1 (CMW500) Out
In Channel 2 <- BEQ Filter 1 R <- Mic Amp. (Slot 6) In 2 <- HATS 1 (HMS II.3) Mic. Right

Analog In Mainboard Settings (Analog In 1/2)

Range Ch. 1	0.00 dB	Ch. 0 Float	On
Range Ch. 2	0.00 dB	Ch. 1 Float	On

Analog Out Mainboard Settings (Analog Out 1/2)

Range Ch. 1	0.00 dB	Range Ch. 2	0.00 dB
-------------	---------	-------------	---------

Microphone Settings (Mic Amp. (Slot 6))**Channel In 1 Settings**

Range	114 dB[SPL] @ 12.5 mV/Pa	Highpass	Off
Polarisation Voltage	200V	Supply Voltage	±60V

Channel In 2 Settings

Range	114 dB[SPL] @ 12.5 mV/Pa	Highpass	20Hz
Polarisation Voltage	200V	Supply Voltage	±60V

Channel In 3 Settings

Range	114 dB[SPL] @ 12.5 mV/Pa	Highpass	Off
Polarisation Voltage	200V	Supply Voltage	±60V

Channel In 4 Settings

Range	114 dB[SPL] @ 12.5 mV/Pa	Highpass	Off
Polarisation Voltage	200V	Supply Voltage	±60V

BEQ Settings (BEQ Filter 1)

Block mode Bypass

Artificial Head Settings (HATS 1 (HMS II.3))

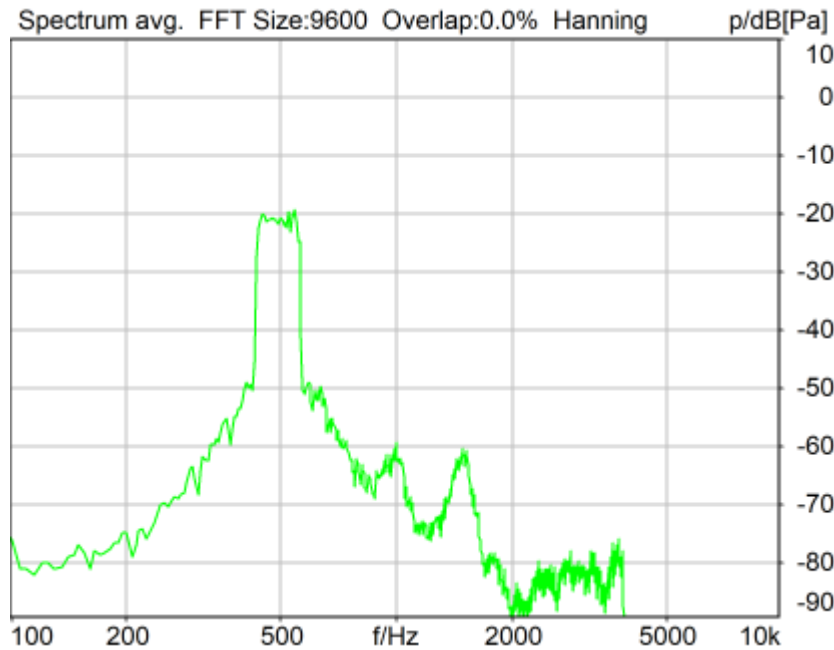
Ser. Nr.	12306613	Pinna Type	Type 3.3
----------	----------	------------	----------

HIB Settings

HIB Name	60020095	Serial	60020095
HIB Mode	Mobile Measurement	Impedance	32 Ohm
Gain out 1	-40.00 dB	Gain out 2	0.00 dB
Gain in 1	0.00 dB	Gain in 2	0.00 dB
Mic 1 Power Supply	Off	Mic 2 Power Supply	Off

5.2 RCV Distortion and Noise - 500 Hz NB

TIA-5050 (2018-01) \ Measurements \ Narrowband \ 5.2 Receive Distortion and Noise 2N



Distortion (Noise) RCV (packed): 31.39 dB (2.69%) Ok

Ok

2024/1/10 12:22 ACQUA 5.1.200

Unmodified HEAD acoustics Measurement Descriptor

Limits

	lower
Run 1	20.00 dB

Meas. Setting off

Underlying Standard: TIA-5050 (2018-01)

Database Version: 40_HAC_Suite_Rev03

Source: act_rpn_b250ms_500hz_sr20dbm0_v02.dat

Level adj. Ch1 -90.0 dB

Calibration

Input ch.2: 0.49 dB 2023/11/1 (HATS 1 (HMS II.3))

Output ch.2: 0.00 dB 2023/6/27 (Radio Tester 1 (CMW500))

HHP IV Settings (Setting: STD:(0,0,0) rel AHP)

MECRP Delta Ye	0.0 mm	Rotation Delta A	0.0 °
MECRP Delta Ze	0.0 mm	Rotation Delta C	0.0 °
Delta Xe	0.0 mm	Rotation Delta B	5.0 °
Delta Ye	0.0 mm	Delta A	0.0 °
		Delta C	0.0 °

Delta Ze	0.0 mm	Delta B	0.0 °
Ym	-1.8 mm	Ear Type	3.3 Coordinates

Mounting: Right Ear
Force to apply: 2.0 N, Force reached: 2.0 N

Output Equalization/Filter

Mouth Eq. Ch.1: HATS 1 (HMS II.3)

Analysis

Direction	Out 2 -> In 2	Range length	200.00 ms
Range start	13550.00 ms	Sequence length	400.00 ms
Number of seq.	10	FIR filter	drp2ff_ieee1652
Use FIR Filter	Ch2	DRP/ERP Ch.2:	Off
DRP/ERP Ch.1:	Off	Frequency base	Transformation
FFT size	9600	Overlap	0 %
Window function.	Hanning	Smooth	Off
dB weighting	A Weighting	Stimulus max.	595.0 Hz
Stimulus min.	410.0 Hz	Analysis max.	405.0 Hz
Analysis min.	20.0 Hz	Analysis (2) max.	20000.0 Hz
Analysis (2) min.	600.0 Hz		

Special Features

Compensate delay 190.7000 ms (D_RCV_NB, Delay (Cross))
Store to variable RCVNB10_500Hz

labCORE Settings

labCORE Serial	77000207	Nickname	
Firmware	3.4.17	Sync Source	Internal
Clock Pitch	0.00 ppm		

labCORE Routing

Out Channel 1 -> Power Amp. (Slot 10) 1 -> HATS 1 (HMS II.3) Speaker
Out Channel 2 -> Analog Out 1/2 2 -> Radio Tester 1 (CMW500) In
In Channel 1 <- Analog In 1/2 In 1 <- Radio Tester 1 (CMW500) Out
In Channel 2 <- BEQ Filter 1 R <- Mic Amp. (Slot 6) In 2 <- HATS 1 (HMS II.3) Mic. Right

Analog In Mainboard Settings (Analog In 1/2)

Range Ch. 1	0.00 dB	Ch. 0 Float	On
Range Ch. 2	0.00 dB	Ch. 1 Float	On

Analog Out Mainboard Settings (Analog Out 1/2)

Range Ch. 1	0.00 dB	Range Ch. 2	0.00 dB
-------------	---------	-------------	---------

Microphone Settings (Mic Amp. (Slot 6))**Channel In 1 Settings**

Range	114 dB[SPL] @ 12.5 mV/Pa	Highpass	Off
Polarisation Voltage	200V	Supply Voltage	±60V

Channel In 2 Settings

Range	114 dB[SPL] @ 12.5 mV/Pa	Highpass	20Hz
Polarisation Voltage	200V	Supply Voltage	±60V

Channel In 3 Settings

Range	114 dB[SPL] @ 12.5 mV/Pa	Highpass	Off
Polarisation Voltage	200V	Supply Voltage	±60V

Channel In 4 Settings

Range	114 dB[SPL] @ 12.5 mV/Pa	Highpass	Off
Polarisation Voltage	200V	Supply Voltage	±60V

BEQ Settings (BEQ Filter 1)

Block mode Bypass

Artificial Head Settings (HATS 1 (HMS II.3))

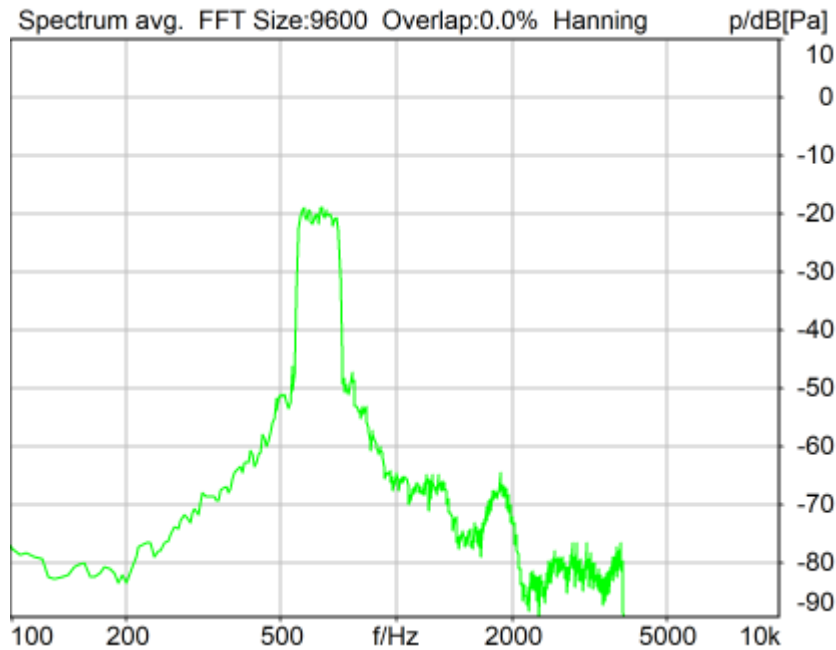
Ser. Nr.	12306613	Pinna Type	Type 3.3
----------	----------	------------	----------

HIB Settings

HIB Name	60020095	Serial	60020095
HIB Mode	Mobile Measurement	Impedance	32 Ohm
Gain out 1	-40.00 dB	Gain out 2	0.00 dB
Gain in 1	0.00 dB	Gain in 2	0.00 dB
Mic 1 Power Supply	Off	Mic 2 Power Supply	Off

5.2 RCV Distortion and Noise - 630 Hz NB

TIA-5050 (2018-01) \ Measurements \ Narrowband \ 5.2 Receive Distortion and Noise 2N



Distortion (Noise) RCV (packed): 31.83 dB (2.56%) Ok

Ok

2024/1/10 12:23 ACQUA 5.1.200

Unmodified HEAD acoustics Measurement Descriptor

Limits

	lower
Run 1	20.00 dB

Meas. Setting off

Underlying Standard: TIA-5050 (2018-01)

Database Version: 40_HAC_Suite_Rev03

Source: act_rpn_b250ms_630hz_sr20dbm0_v02.dat

Level adj. Ch1 -90.0 dB

Calibration

Input ch.2: 0.49 dB 2023/11/1 (HATS 1 (HMS II.3))

Output ch.2: 0.00 dB 2023/6/27 (Radio Tester 1 (CMW500))

HHP IV Settings (Setting: STD:(0,0,0) rel AHP)

MECRP Delta Ye	0.0 mm	Rotation Delta A	0.0 °
MECRP Delta Ze	0.0 mm	Rotation Delta C	0.0 °
Delta Xe	0.0 mm	Rotation Delta B	5.0 °
Delta Ye	0.0 mm	Delta A	0.0 °
		Delta C	0.0 °

Delta Ze	0.0 mm	Delta B	0.0 °
Ym	-1.8 mm	Ear Type	3.3 Coordinates

Mounting: Right Ear
Force to apply: 2.0 N, Force reached: 2.0 N

Output Equalization/Filter

Mouth Eq. Ch.1: HATS 1 (HMS II.3)

Analysis

Direction	Out 2 -> In 2	Range length	200.00 ms
Range start	13550.00 ms	Sequence length	400.00 ms
Number of seq.	10	FIR filter	drp2ff_ieee1652
Use FIR Filter	Ch2	DRP/ERP Ch.2:	Off
DRP/ERP Ch.1:	Off	Frequency base	Transformation
FFT size	9600	Overlap	0 %
Window function.	Hanning	Smooth	Off
dB weighting	A Weighting	Stimulus max.	745.0 Hz
Stimulus min.	525.0 Hz	Analysis max.	520.0 Hz
Analysis min.	20.0 Hz	Analysis (2) max.	20000.0 Hz
Analysis (2) min.	750.0 Hz		

Special Features

Compensate delay 190.7000 ms (D_RCV_NB, Delay (Cross))
Store to variable RCVNB10_630Hz

labCORE Settings

labCORE Serial	77000207	Nickname	
Firmware	3.4.17	Sync Source	Internal
Clock Pitch	0.00 ppm		

labCORE Routing

Out Channel 1 -> Power Amp. (Slot 10) 1 -> HATS 1 (HMS II.3) Speaker
Out Channel 2 -> Analog Out 1/2 2 -> Radio Tester 1 (CMW500) In
In Channel 1 <- Analog In 1/2 In 1 <- Radio Tester 1 (CMW500) Out
In Channel 2 <- BEQ Filter 1 R <- Mic Amp. (Slot 6) In 2 <- HATS 1 (HMS II.3) Mic. Right

Analog In Mainboard Settings (Analog In 1/2)

Range Ch. 1	0.00 dB	Ch. 0 Float	On
Range Ch. 2	0.00 dB	Ch. 1 Float	On

Analog Out Mainboard Settings (Analog Out 1/2)

Range Ch. 1	0.00 dB	Range Ch. 2	0.00 dB
-------------	---------	-------------	---------

Microphone Settings (Mic Amp. (Slot 6))**Channel In 1 Settings**

Range	114 dB[SPL] @ 12.5 mV/Pa	Highpass	Off
Polarisation Voltage	200V	Supply Voltage	±60V

Channel In 2 Settings

Range	114 dB[SPL] @ 12.5 mV/Pa	Highpass	20Hz
Polarisation Voltage	200V	Supply Voltage	±60V

Channel In 3 Settings

Range	114 dB[SPL] @ 12.5 mV/Pa	Highpass	Off
Polarisation Voltage	200V	Supply Voltage	±60V

Channel In 4 Settings

Range	114 dB[SPL] @ 12.5 mV/Pa	Highpass	Off
Polarisation Voltage	200V	Supply Voltage	±60V

BEQ Settings (BEQ Filter 1)

Block mode Bypass

Artificial Head Settings (HATS 1 (HMS II.3))

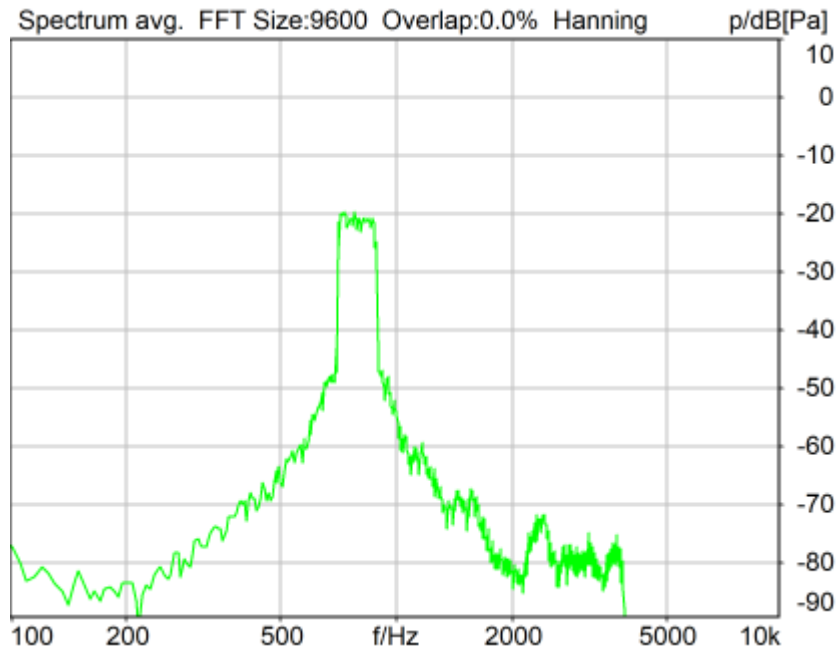
Ser. Nr.	12306613	Pinna Type	Type 3.3
----------	----------	------------	----------

HIB Settings

HIB Name	60020095	Serial	60020095
HIB Mode	Mobile Measurement	Impedance	32 Ohm
Gain out 1	-40.00 dB	Gain out 2	0.00 dB
Gain in 1	0.00 dB	Gain in 2	0.00 dB
Mic 1 Power Supply	Off	Mic 2 Power Supply	Off

5.2 RCV Distortion and Noise - 800 Hz NB

TIA-5050 (2018-01) \ Measurements \ Narrowband \ 5.2 Receive Distortion and Noise 2N



Distortion (Noise) RCV (packed): 30.61 dB (2.95%) Ok

Ok

2024/1/10 12:23 ACQUA 5.1.200

Unmodified HEAD acoustics Measurement Descriptor

Limits

	lower
Run 1	20.00 dB

Meas. Setting off

Underlying Standard: TIA-5050 (2018-01)

Database Version: 40_HAC_Suite_Rev03

Source: act_rpn_b250ms_800hz_sr20dbm0_v02.dat

Level adj. Ch1 -90.0 dB

Calibration

Input ch.2: 0.49 dB 2023/11/1 (HATS 1 (HMS II.3))

Output ch.2: 0.00 dB 2023/6/27 (Radio Tester 1 (CMW500))

HHP IV Settings (Setting: STD:(0,0,0) rel AHP)

MECRP Delta Ye	0.0 mm	Rotation Delta A	0.0 °
MECRP Delta Ze	0.0 mm	Rotation Delta C	0.0 °
Delta Xe	0.0 mm	Rotation Delta B	5.0 °
Delta Ye	0.0 mm	Delta A	0.0 °
		Delta C	0.0 °

Delta Ze	0.0 mm	Delta B	0.0 °
Ym	-1.8 mm	Ear Type	3.3 Coordinates

Mounting: Right Ear
Force to apply: 2.0 N, Force reached: 2.0 N

Output Equalization/Filter

Mouth Eq. Ch.1: HATS 1 (HMS II.3)

Analysis

Direction	Out 2 -> In 2	Range length	200.00 ms
Range start	13550.00 ms	Sequence length	400.00 ms
Number of seq.	10	FIR filter	drp2ff_ieee1652
Use FIR Filter	Ch2	DRP/ERP Ch.2:	Off
DRP/ERP Ch.1:	Off	Frequency base	Transformation
FFT size	9600	Overlap	0 %
Window function.	Hanning	Smooth	Off
dB weighting	A Weighting	Stimulus max.	925.0 Hz
Stimulus min.	675.0 Hz	Analysis max.	670.0 Hz
Analysis min.	20.0 Hz	Analysis (2) max.	20000.0 Hz
Analysis (2) min.	930.0 Hz		

Special Features

Compensate delay 190.7000 ms (D_RCV_NB, Delay (Cross))
Store to variable RCVNB10_800Hz

labCORE Settings

labCORE Serial	77000207	Nickname	
Firmware	3.4.17	Sync Source	Internal
Clock Pitch	0.00 ppm		

labCORE Routing

Out Channel 1 -> Power Amp. (Slot 10) 1 -> HATS 1 (HMS II.3) Speaker
Out Channel 2 -> Analog Out 1/2 2 -> Radio Tester 1 (CMW500) In
In Channel 1 <- Analog In 1/2 In 1 <- Radio Tester 1 (CMW500) Out
In Channel 2 <- BEQ Filter 1 R <- Mic Amp. (Slot 6) In 2 <- HATS 1 (HMS II.3) Mic. Right

Analog In Mainboard Settings (Analog In 1/2)

Range Ch. 1	0.00 dB	Ch. 0 Float	On
Range Ch. 2	0.00 dB	Ch. 1 Float	On

Analog Out Mainboard Settings (Analog Out 1/2)

Range Ch. 1	0.00 dB	Range Ch. 2	0.00 dB
-------------	---------	-------------	---------

Microphone Settings (Mic Amp. (Slot 6))**Channel In 1 Settings**

Range	114 dB[SPL] @ 12.5 mV/Pa	Highpass	Off
Polarisation Voltage	200V	Supply Voltage	±60V

Channel In 2 Settings

Range	114 dB[SPL] @ 12.5 mV/Pa	Highpass	20Hz
Polarisation Voltage	200V	Supply Voltage	±60V

Channel In 3 Settings

Range	114 dB[SPL] @ 12.5 mV/Pa	Highpass	Off
Polarisation Voltage	200V	Supply Voltage	±60V

Channel In 4 Settings

Range	114 dB[SPL] @ 12.5 mV/Pa	Highpass	Off
Polarisation Voltage	200V	Supply Voltage	±60V

BEQ Settings (BEQ Filter 1)

Block mode Bypass

Artificial Head Settings (HATS 1 (HMS II.3))

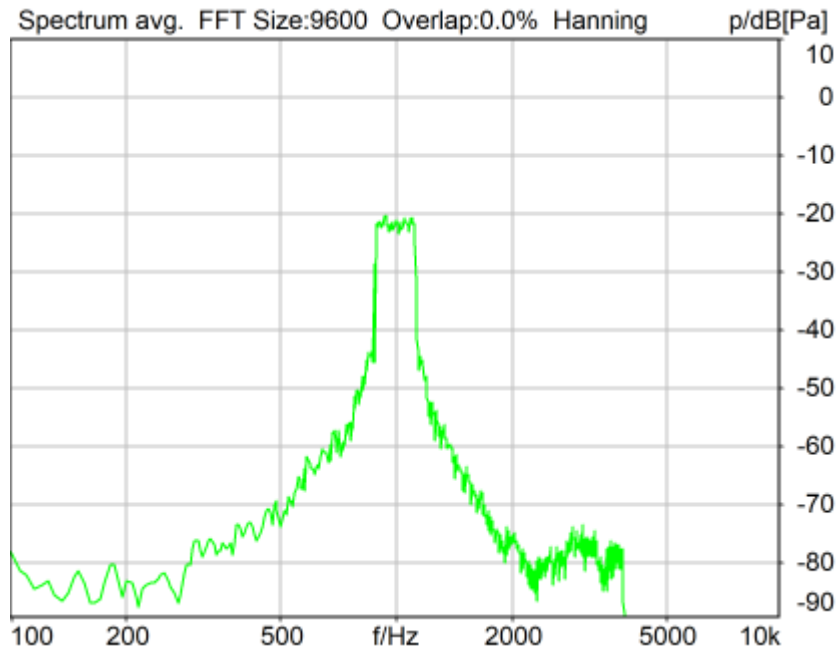
Ser. Nr.	12306613	Pinna Type	Type 3.3
----------	----------	------------	----------

HIB Settings

HIB Name	60020095	Serial	60020095
HIB Mode	Mobile Measurement	Impedance	32 Ohm
Gain out 1	-40.00 dB	Gain out 2	0.00 dB
Gain in 1	0.00 dB	Gain in 2	0.00 dB
Mic 1 Power Supply	Off	Mic 2 Power Supply	Off

5.2 RCV Distortion and Noise - 1000 Hz NB

TIA-5050 (2018-01) \ Measurements \ Narrowband \ 5.2 Receive Distortion and Noise 2N



Distortion (Noise) RCV (packed): 27.87 dB (4.04%) Ok

Ok

2024/1/10 12:24 ACQUA 5.1.200

Unmodified HEAD acoustics Measurement Descriptor

Limits

	lower
Run 1	20.00 dB

Meas. Setting off

Underlying Standard: TIA-5050 (2018-01)

Database Version: 40_HAC_Suite_Rev03

Source: act_rpn_b250ms_1000hz_sr20dbm0_v02.dat

Level adj. Ch1 -90.0 dB

Calibration

Input ch.2: 0.49 dB 2023/11/1 (HATS 1 (HMS II.3))

Output ch.2: 0.00 dB 2023/6/27 (Radio Tester 1 (CMW500))

HHP IV Settings (Setting: STD:(0,0,0) rel AHP)

MECRP Delta Ye	0.0 mm	Rotation Delta A	0.0 °
MECRP Delta Ze	0.0 mm	Rotation Delta C	0.0 °
Delta Xe	0.0 mm	Rotation Delta B	5.0 °
Delta Ye	0.0 mm	Delta A	0.0 °
		Delta C	0.0 °

Delta Ze	0.0 mm	Delta B	0.0 °
Ym	-1.8 mm	Ear Type	3.3 Coordinates

Mounting: Right Ear
Force to apply: 2.0 N, Force reached: 2.0 N

Output Equalization/Filter

Mouth Eq. Ch.1: HATS 1 (HMS II.3)

Analysis

Direction	Out 2 -> In 2	Range length	200.00 ms
Range start	13550.00 ms	Sequence length	400.00 ms
Number of seq.	10	FIR filter	drp2ff_ieee1652
Use FIR Filter	Ch2	DRP/ERP Ch.2:	Off
DRP/ERP Ch.1:	Off	Frequency base	Transformation
FFT size	9600	Overlap	0 %
Window function.	Hanning	Smooth	Off
dB weighting	A Weighting	Stimulus max.	1155.0 Hz
Stimulus min.	855.0 Hz	Analysis max.	850.0 Hz
Analysis min.	20.0 Hz	Analysis (2) max.	20000.0 Hz
Analysis (2) min.	1160.0 Hz		

Special Features

Compensate delay 190.7000 ms (D_RCV_NB, Delay (Cross))
Store to variable RCVNB10_1000Hz

labCORE Settings

labCORE Serial	77000207	Nickname	
Firmware	3.4.17	Sync Source	Internal
Clock Pitch	0.00 ppm		

labCORE Routing

Out Channel 1 -> Power Amp. (Slot 10) 1 -> HATS 1 (HMS II.3) Speaker
Out Channel 2 -> Analog Out 1/2 2 -> Radio Tester 1 (CMW500) In
In Channel 1 <- Analog In 1/2 In 1 <- Radio Tester 1 (CMW500) Out
In Channel 2 <- BEQ Filter 1 R <- Mic Amp. (Slot 6) In 2 <- HATS 1 (HMS II.3) Mic. Right

Analog In Mainboard Settings (Analog In 1/2)

Range Ch. 1	0.00 dB	Ch. 0 Float	On
Range Ch. 2	0.00 dB	Ch. 1 Float	On

Analog Out Mainboard Settings (Analog Out 1/2)

Range Ch. 1	0.00 dB	Range Ch. 2	0.00 dB
-------------	---------	-------------	---------

Microphone Settings (Mic Amp. (Slot 6))**Channel In 1 Settings**

Range	114 dB[SPL] @ 12.5 mV/Pa	Highpass	Off
Polarisation Voltage	200V	Supply Voltage	±60V

Channel In 2 Settings

Range	114 dB[SPL] @ 12.5 mV/Pa	Highpass	20Hz
Polarisation Voltage	200V	Supply Voltage	±60V

Channel In 3 Settings

Range	114 dB[SPL] @ 12.5 mV/Pa	Highpass	Off
Polarisation Voltage	200V	Supply Voltage	±60V

Channel In 4 Settings

Range	114 dB[SPL] @ 12.5 mV/Pa	Highpass	Off
Polarisation Voltage	200V	Supply Voltage	±60V

BEQ Settings (BEQ Filter 1)

Block mode Bypass

Artificial Head Settings (HATS 1 (HMS II.3))

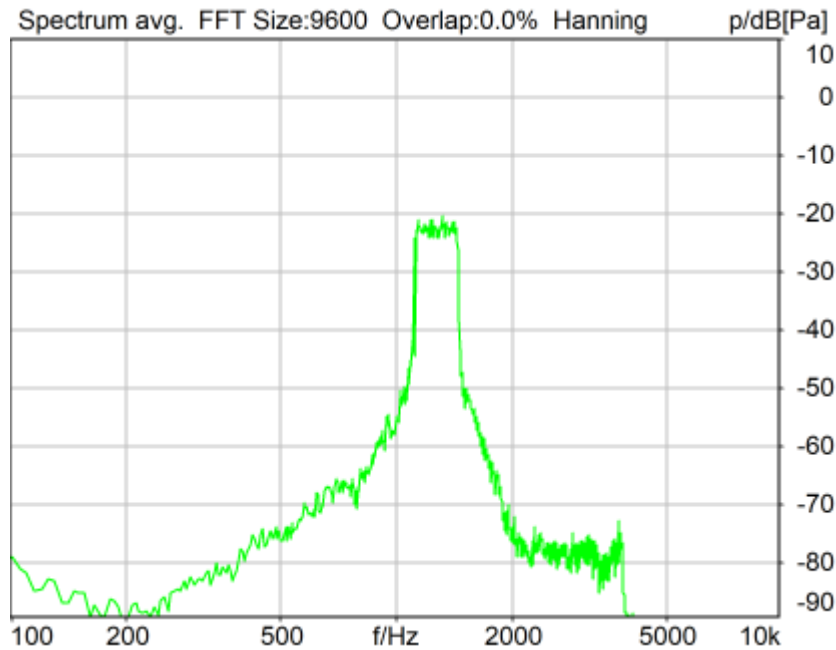
Ser. Nr.	12306613	Pinna Type	Type 3.3
----------	----------	------------	----------

HIB Settings

HIB Name	60020095	Serial	60020095
HIB Mode	Mobile Measurement	Impedance	32 Ohm
Gain out 1	-40.00 dB	Gain out 2	0.00 dB
Gain in 1	0.00 dB	Gain in 2	0.00 dB
Mic 1 Power Supply	Off	Mic 2 Power Supply	Off

5.2 RCV Distortion and Noise - 1250 Hz NB

TIA-5050 (2018-01) \ Measurements \ Narrowband \ 5.2 Receive Distortion and Noise 2N



Distortion (Noise) RCV (packed): 27.07 dB (4.43%) Ok

Ok

2024/1/10 12:24 ACQUA 5.1.200

Unmodified HEAD acoustics Measurement Descriptor

Limits

	lower
Run 1	20.00 dB

Meas. Setting off

Underlying Standard: TIA-5050 (2018-01)

Database Version: 40_HAC_Suite_Rev03

Source: act_rpn_b250ms_1250hz_sr20dbm0_v02.dat

Level adj. Ch1 -90.0 dB

Calibration

Input ch.2: 0.49 dB 2023/11/1 (HATS 1 (HMS II.3))

Output ch.2: 0.00 dB 2023/6/27 (Radio Tester 1 (CMW500))

HHP IV Settings (Setting: STD:(0,0,0) rel AHP)

MECRP Delta Ye	0.0 mm	Rotation Delta A	0.0 °
MECRP Delta Ze	0.0 mm	Rotation Delta C	0.0 °
Delta Xe	0.0 mm	Rotation Delta B	5.0 °
Delta Ye	0.0 mm	Delta A	0.0 °
		Delta C	0.0 °

Delta Ze	0.0 mm	Delta B	0.0 °
Ym	-1.8 mm	Ear Type	3.3 Coordinates

Mounting: Right Ear
Force to apply: 2.0 N, Force reached: 2.0 N

Output Equalization/Filter

Mouth Eq. Ch.1: HATS 1 (HMS II.3)

Analysis

Direction	Out 2 -> In 2	Range length	200.00 ms
Range start	13550.00 ms	Sequence length	400.00 ms
Number of seq.	10	FIR filter	drp2ff_ieee1652
Use FIR Filter	Ch2	DRP/ERP Ch.2:	Off
DRP/ERP Ch.1:	Off	Frequency base	Transformation
FFT size	9600	Overlap	0 %
Window function.	Hanning	Smooth	Off
dB weighting	A Weighting	Stimulus max.	1450.0 Hz
Stimulus min.	1085.0 Hz	Analysis max.	1080.0 Hz
Analysis min.	20.0 Hz	Analysis (2) max.	20000.0 Hz
Analysis (2) min.	1455.0 Hz		

Special Features

Compensate delay 190.7000 ms (D_RCV_NB, Delay (Cross))
Store to variable RCVNB10_1250Hz

labCORE Settings

labCORE Serial	77000207	Nickname	
Firmware	3.4.17	Sync Source	Internal
Clock Pitch	0.00 ppm		

labCORE Routing

Out Channel 1 -> Power Amp. (Slot 10) 1 -> HATS 1 (HMS II.3) Speaker
Out Channel 2 -> Analog Out 1/2 2 -> Radio Tester 1 (CMW500) In
In Channel 1 <- Analog In 1/2 In 1 <- Radio Tester 1 (CMW500) Out
In Channel 2 <- BEQ Filter 1 R <- Mic Amp. (Slot 6) In 2 <- HATS 1 (HMS II.3) Mic. Right

Analog In Mainboard Settings (Analog In 1/2)

Range Ch. 1	0.00 dB	Ch. 0 Float	On
Range Ch. 2	0.00 dB	Ch. 1 Float	On

Analog Out Mainboard Settings (Analog Out 1/2)

Range Ch. 1	0.00 dB	Range Ch. 2	0.00 dB
-------------	---------	-------------	---------

Microphone Settings (Mic Amp. (Slot 6))**Channel In 1 Settings**

Range	114 dB[SPL] @ 12.5 mV/Pa	Highpass	Off
Polarisation Voltage	200V	Supply Voltage	±60V

Channel In 2 Settings

Range	114 dB[SPL] @ 12.5 mV/Pa	Highpass	20Hz
Polarisation Voltage	200V	Supply Voltage	±60V

Channel In 3 Settings

Range	114 dB[SPL] @ 12.5 mV/Pa	Highpass	Off
Polarisation Voltage	200V	Supply Voltage	±60V

Channel In 4 Settings

Range	114 dB[SPL] @ 12.5 mV/Pa	Highpass	Off
Polarisation Voltage	200V	Supply Voltage	±60V

BEQ Settings (BEQ Filter 1)

Block mode Bypass

Artificial Head Settings (HATS 1 (HMS II.3))

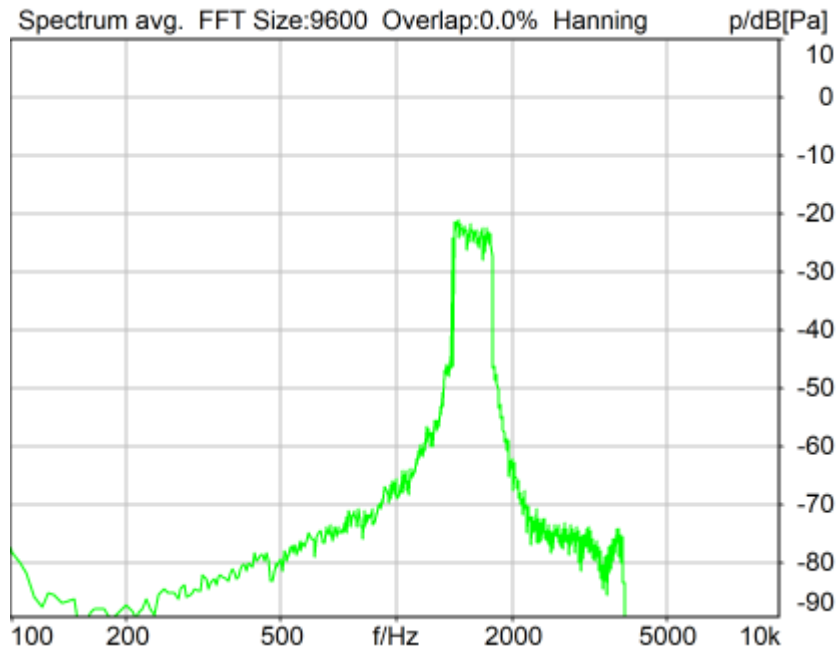
Ser. Nr.	12306613	Pinna Type	Type 3.3
----------	----------	------------	----------

HIB Settings

HIB Name	60020095	Serial	60020095
HIB Mode	Mobile Measurement	Impedance	32 Ohm
Gain out 1	-40.00 dB	Gain out 2	0.00 dB
Gain in 1	0.00 dB	Gain in 2	0.00 dB
Mic 1 Power Supply	Off	Mic 2 Power Supply	Off

5.2 RCV Distortion and Noise - 1600 Hz NB

TIA-5050 (2018-01) \ Measurements \ Narrowband \ 5.2 Receive Distortion and Noise 2N



Distortion (Noise) RCV (packed): 28.65 dB (3.69%) Ok

Ok

2024/1/10 12:24 ACQUA 5.1.200

Unmodified HEAD acoustics Measurement Descriptor

Limits

	lower
Run 1	20.00 dB

Meas. Setting off

Underlying Standard: TIA-5050 (2018-01)

Database Version: 40_HAC_Suite_Rev03

Source: act_rpn_b250ms_1600hz_sr20dbm0_v02.dat

Level adj. Ch1 -90.0 dB

Calibration

Input ch.2: 0.49 dB 2023/11/1 (HATS 1 (HMS II.3))

Output ch.2: 0.00 dB 2023/6/27 (Radio Tester 1 (CMW500))

HHP IV Settings (Setting: STD:(0,0,0) rel AHP)

MECRP Delta Ye	0.0 mm	Rotation Delta A	0.0 °
MECRP Delta Ze	0.0 mm	Rotation Delta C	0.0 °
Delta Xe	0.0 mm	Rotation Delta B	5.0 °
Delta Ye	0.0 mm	Delta A	0.0 °
		Delta C	0.0 °

Delta Ze	0.0 mm	Delta B	0.0 °
Ym	-1.8 mm	Ear Type	3.3 Coordinates

Mounting: Right Ear
Force to apply: 2.0 N, Force reached: 2.0 N

Output Equalization/Filter

Mouth Eq. Ch.1: HATS 1 (HMS II.3)

Analysis

Direction	Out 2 -> In 2		
Range start	13550.00 ms	Range length	200.00 ms
Number of seq.	10	Sequence length	400.00 ms
Use FIR Filter	Ch2	FIR filter	drp2ff_ieee1652
DRP/ERP Ch.1:	Off	DRP/ERP Ch.2:	Off
Frequency base	Transformation		
FFT size	9600	Overlap	0 %
Window function.	Hanning	Smooth	Off
dB weighting	A Weighting		
Stimulus min.	1375.0 Hz	Stimulus max.	1815.0 Hz
Analysis min.	20.0 Hz	Analysis max.	1370.0 Hz
Analysis (2) min.	1820.0 Hz	Analysis (2) max.	20000.0 Hz

Special Features

Compensate delay 190.7000 ms (D_RCV_NB, Delay (Cross))
Store to variable RCVNB10_1600Hz

labCORE Settings

labCORE Serial	77000207	Nickname	
Firmware	3.4.17	Sync Source	Internal
Clock Pitch	0.00 ppm		

labCORE Routing

Out Channel 1 -> Power Amp. (Slot 10) 1 -> HATS 1 (HMS II.3) Speaker
Out Channel 2 -> Analog Out 1/2 2 -> Radio Tester 1 (CMW500) In
In Channel 1 <- Analog In 1/2 In 1 <- Radio Tester 1 (CMW500) Out
In Channel 2 <- BEQ Filter 1 R <- Mic Amp. (Slot 6) In 2 <- HATS 1 (HMS II.3) Mic. Right

Analog In Mainboard Settings (Analog In 1/2)

Range Ch. 1	0.00 dB	Ch. 0 Float	On
Range Ch. 2	0.00 dB	Ch. 1 Float	On

Analog Out Mainboard Settings (Analog Out 1/2)

Range Ch. 1	0.00 dB	Range Ch. 2	0.00 dB
-------------	---------	-------------	---------

Microphone Settings (Mic Amp. (Slot 6))**Channel In 1 Settings**

Range	114 dB[SPL] @ 12.5 mV/Pa	Highpass	Off
Polarisation Voltage	200V	Supply Voltage	±60V

Channel In 2 Settings

Range	114 dB[SPL] @ 12.5 mV/Pa	Highpass	20Hz
Polarisation Voltage	200V	Supply Voltage	±60V

Channel In 3 Settings

Range	114 dB[SPL] @ 12.5 mV/Pa	Highpass	Off
Polarisation Voltage	200V	Supply Voltage	±60V

Channel In 4 Settings

Range	114 dB[SPL] @ 12.5 mV/Pa	Highpass	Off
Polarisation Voltage	200V	Supply Voltage	±60V

BEQ Settings (BEQ Filter 1)

Block mode Bypass

Artificial Head Settings (HATS 1 (HMS II.3))

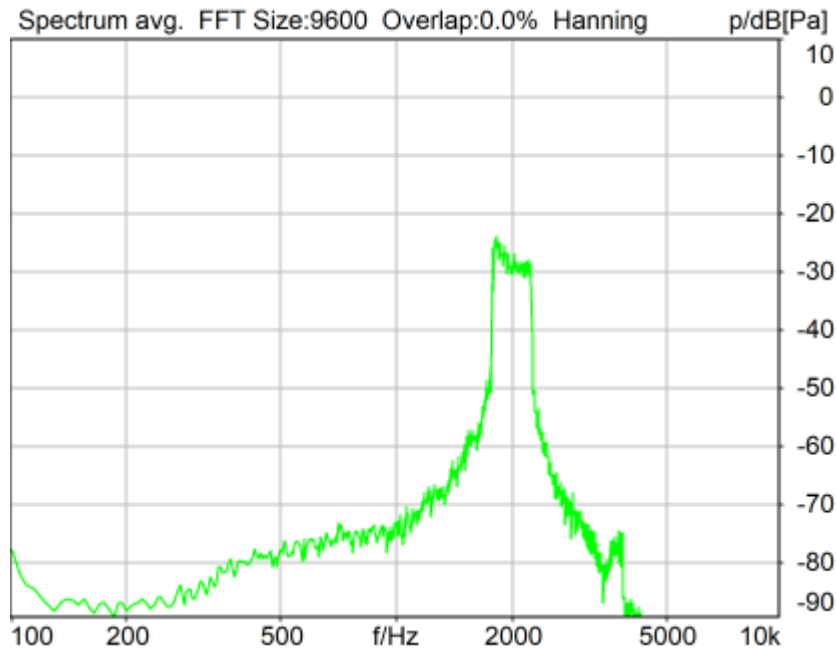
Ser. Nr.	12306613	Pinna Type	Type 3.3
----------	----------	------------	----------

HIB Settings

HIB Name	60020095	Serial	60020095
HIB Mode	Mobile Measurement	Impedance	32 Ohm
Gain out 1	-40.00 dB	Gain out 2	0.00 dB
Gain in 1	0.00 dB	Gain in 2	0.00 dB
Mic 1 Power Supply	Off	Mic 2 Power Supply	Off

5.2 RCV Distortion and Noise - 2000 Hz NB

TIA-5050 (2018-01) \ Measurements \ Narrowband \ 5.2 Receive Distortion and Noise 2N



Distortion (Noise) RCV (packed): 26.63 dB (4.66%) Ok

Ok

2024/1/10 12:25 ACQUA 5.1.200

Unmodified HEAD acoustics Measurement Descriptor

Limits

	lower
Run 1	20.00 dB

Meas. Setting off

Underlying Standard: TIA-5050 (2018-01)

Database Version: 40_HAC_Suite_Rev03

Source: act_rpn_b250ms_2000hz_sr20dbm0_v02.dat

Level adj. Ch1 -90.0 dB

Calibration

Input ch.2: 0.49 dB 2023/11/1 (HATS 1 (HMS II.3))

Output ch.2: 0.00 dB 2023/6/27 (Radio Tester 1 (CMW500))

HHP IV Settings (Setting: STD:(0,0,0) rel AHP)

MECRP Delta Ye	0.0 mm	Rotation Delta A	0.0 °
MECRP Delta Ze	0.0 mm	Rotation Delta C	0.0 °
Delta Xe	0.0 mm	Rotation Delta B	5.0 °
Delta Ye	0.0 mm	Delta A	0.0 °
		Delta C	0.0 °

Delta Ze	0.0 mm	Delta B	0.0 °
Ym	-1.8 mm	Ear Type	3.3 Coordinates

Mounting: Right Ear
Force to apply: 2.0 N, Force reached: 2.0 N

Output Equalization/Filter

Mouth Eq. Ch.1: HATS 1 (HMS II.3)

Analysis

Direction	Out 2 -> In 2	Range length	200.00 ms
Range start	13550.00 ms	Sequence length	400.00 ms
Number of seq.	10	FIR filter	drp2ff_ieee1652
Use FIR Filter	Ch2	DRP/ERP Ch.2:	Off
DRP/ERP Ch.1:	Off	Frequency base	Transformation
FFT size	9600	Overlap	0 %
Window function.	Hanning	Smooth	Off
dB weighting	A Weighting	Stimulus max.	2275.0 Hz
Stimulus min.	1745.0 Hz	Analysis max.	1740.0 Hz
Analysis min.	20.0 Hz	Analysis (2) max.	20000.0 Hz
Analysis (2) min.	2280.0 Hz		

Special Features

Compensate delay 190.7000 ms (D_RCV_NB, Delay (Cross))
Store to variable RCVNB10_2000Hz

labCORE Settings

labCORE Serial	77000207	Nickname	
Firmware	3.4.17	Sync Source	Internal
Clock Pitch	0.00 ppm		

labCORE Routing

Out Channel 1 -> Power Amp. (Slot 10) 1 -> HATS 1 (HMS II.3) Speaker
Out Channel 2 -> Analog Out 1/2 2 -> Radio Tester 1 (CMW500) In
In Channel 1 <- Analog In 1/2 In 1 <- Radio Tester 1 (CMW500) Out
In Channel 2 <- BEQ Filter 1 R <- Mic Amp. (Slot 6) In 2 <- HATS 1 (HMS II.3) Mic. Right

Analog In Mainboard Settings (Analog In 1/2)

Range Ch. 1	0.00 dB	Ch. 0 Float	On
Range Ch. 2	0.00 dB	Ch. 1 Float	On

Analog Out Mainboard Settings (Analog Out 1/2)

Range Ch. 1	0.00 dB	Range Ch. 2	0.00 dB
-------------	---------	-------------	---------

Microphone Settings (Mic Amp. (Slot 6))**Channel In 1 Settings**

Range	114 dB[SPL] @ 12.5 mV/Pa	Highpass	Off
Polarisation Voltage	200V	Supply Voltage	±60V

Channel In 2 Settings

Range	114 dB[SPL] @ 12.5 mV/Pa	Highpass	20Hz
Polarisation Voltage	200V	Supply Voltage	±60V

Channel In 3 Settings

Range	114 dB[SPL] @ 12.5 mV/Pa	Highpass	Off
Polarisation Voltage	200V	Supply Voltage	±60V

Channel In 4 Settings

Range	114 dB[SPL] @ 12.5 mV/Pa	Highpass	Off
Polarisation Voltage	200V	Supply Voltage	±60V

BEQ Settings (BEQ Filter 1)

Block mode Bypass

Artificial Head Settings (HATS 1 (HMS II.3))

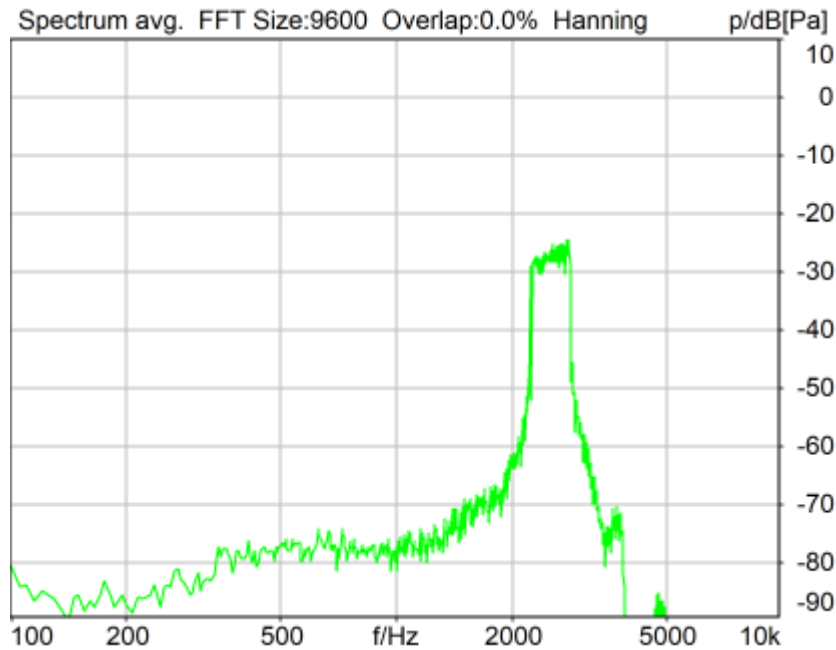
Ser. Nr.	12306613	Pinna Type	Type 3.3
----------	----------	------------	----------

HIB Settings

HIB Name	60020095	Serial	60020095
HIB Mode	Mobile Measurement	Impedance	32 Ohm
Gain out 1	-40.00 dB	Gain out 2	0.00 dB
Gain in 1	0.00 dB	Gain in 2	0.00 dB
Mic 1 Power Supply	Off	Mic 2 Power Supply	Off

5.2 RCV Distortion and Noise - 2500 Hz NB

TIA-5050 (2018-01) \ Measurements \ Narrowband \ 5.2 Receive Distortion and Noise 2N



Distortion (Noise) RCV (packed): 27.62 dB (4.16%) Ok

Ok

2024/1/10 12:25 ACQUA 5.1.200

Unmodified HEAD acoustics Measurement Descriptor

Limits

	lower
Run 1	20.00 dB

Meas. Setting off

Underlying Standard: TIA-5050 (2018-01)

Database Version: 40_HAC_Suite_Rev03

Source: act_rpn_b250ms_2500hz_sr20dbm0_v02.dat

Level adj. Ch1 -90.0 dB

Calibration

Input ch.2: 0.49 dB 2023/11/1 (HATS 1 (HMS II.3))

Output ch.2: 0.00 dB 2023/6/27 (Radio Tester 1 (CMW500))

HHP IV Settings (Setting: STD:(0,0,0) rel AHP)

MECRP Delta Ye	0.0 mm	Rotation Delta A	0.0 °
MECRP Delta Ze	0.0 mm	Rotation Delta C	0.0 °
Delta Xe	0.0 mm	Rotation Delta B	5.0 °
Delta Ye	0.0 mm	Delta A	0.0 °
		Delta C	0.0 °

Delta Ze	0.0 mm	Delta B	0.0 °
Ym	-1.8 mm	Ear Type	3.3 Coordinates

Mounting: Right Ear
Force to apply: 2.0 N, Force reached: 2.0 N

Output Equalization/Filter

Mouth Eq. Ch.1: HATS 1 (HMS II.3)

Analysis

Direction	Out 2 -> In 2	Range length	200.00 ms
Range start	13550.00 ms	Sequence length	400.00 ms
Number of seq.	10	FIR filter	drp2ff_ieee1652
Use FIR Filter	Ch2	DRP/ERP Ch.2:	Off
DRP/ERP Ch.1:	Off	Frequency base	Transformation
FFT size	9600	Overlap	0 %
Window function.	Hanning	Smooth	Off
dB weighting	A Weighting	Stimulus max.	2855.0 Hz
Stimulus min.	2205.0 Hz	Analysis max.	2200.0 Hz
Analysis min.	20.0 Hz	Analysis (2) max.	20000.0 Hz
Analysis (2) min.	2860.0 Hz		

Special Features

Compensate delay 190.7000 ms (D_RCV_NB, Delay (Cross))
Store to variable RCVNB10_2500Hz

labCORE Settings

labCORE Serial	77000207	Nickname	
Firmware	3.4.17	Sync Source	Internal
Clock Pitch	0.00 ppm		

labCORE Routing

Out Channel 1 -> Power Amp. (Slot 10) 1 -> HATS 1 (HMS II.3) Speaker
Out Channel 2 -> Analog Out 1/2 2 -> Radio Tester 1 (CMW500) In
In Channel 1 <- Analog In 1/2 In 1 <- Radio Tester 1 (CMW500) Out
In Channel 2 <- BEQ Filter 1 R <- Mic Amp. (Slot 6) In 2 <- HATS 1 (HMS II.3) Mic. Right

Analog In Mainboard Settings (Analog In 1/2)

Range Ch. 1	0.00 dB	Ch. 0 Float	On
Range Ch. 2	0.00 dB	Ch. 1 Float	On

Analog Out Mainboard Settings (Analog Out 1/2)

Range Ch. 1	0.00 dB	Range Ch. 2	0.00 dB
-------------	---------	-------------	---------

Microphone Settings (Mic Amp. (Slot 6))**Channel In 1 Settings**

Range	114 dB[SPL] @ 12.5 mV/Pa	Highpass	Off
Polarisation Voltage	200V	Supply Voltage	±60V

Channel In 2 Settings

Range	114 dB[SPL] @ 12.5 mV/Pa	Highpass	20Hz
Polarisation Voltage	200V	Supply Voltage	±60V

Channel In 3 Settings

Range	114 dB[SPL] @ 12.5 mV/Pa	Highpass	Off
Polarisation Voltage	200V	Supply Voltage	±60V

Channel In 4 Settings

Range	114 dB[SPL] @ 12.5 mV/Pa	Highpass	Off
Polarisation Voltage	200V	Supply Voltage	±60V

BEQ Settings (BEQ Filter 1)

Block mode Bypass

Artificial Head Settings (HATS 1 (HMS II.3))

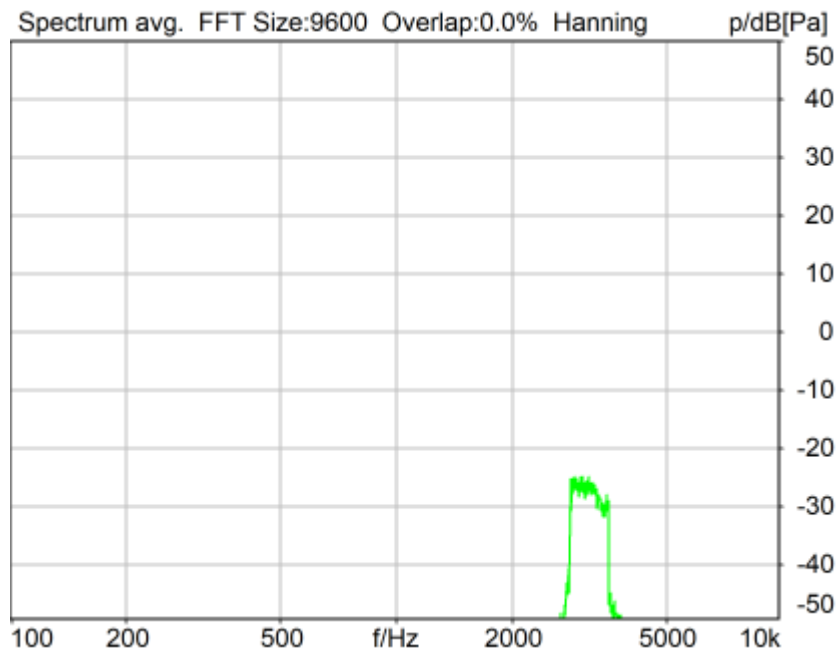
Ser. Nr.	12306613	Pinna Type	Type 3.3
----------	----------	------------	----------

HIB Settings

HIB Name	60020095	Serial	60020095
HIB Mode	Mobile Measurement	Impedance	32 Ohm
Gain out 1	-40.00 dB	Gain out 2	0.00 dB
Gain in 1	0.00 dB	Gain in 2	0.00 dB
Mic 1 Power Supply	Off	Mic 2 Power Supply	Off

5.2 RCV Distortion and Noise - 3150 Hz NB

TIA-5050 (2018-01) \ Measurements \ Narrowband \ 5.2 Receive Distortion and Noise 2N



Distortion (Noise) RCV (packed): 22.04 dB (7.91%) Ok

Ok

2024/1/10 12:26 ACQUA 5.1.200

Unmodified HEAD acoustics Measurement Descriptor

Limits

	lower
Run 1	20.00 dB

Meas. Setting off

Underlying Standard: TIA-5050 (2018-01)

Database Version: 40_HAC_Suite_Rev03

Source: act_rpn_b250ms_3150hz_sr20dbm0_v02.dat

Level adj. Ch1 -90.0 dB

Calibration

Input ch.2: 0.49 dB 2023/11/1 (HATS 1 (HMS II.3))

Output ch.2: 0.00 dB 2023/6/27 (Radio Tester 1 (CMW500))

HHP IV Settings (Setting: STD:(0,0,0) rel AHP)

MECRP Delta Ye	0.0 mm	Rotation Delta A	0.0 °
MECRP Delta Ze	0.0 mm	Rotation Delta C	0.0 °
Delta Xe	0.0 mm	Rotation Delta B	5.0 °
Delta Ye	0.0 mm	Delta A	0.0 °
		Delta C	0.0 °

Delta Ze	0.0 mm	Delta B	0.0 °
Ym	-1.8 mm	Ear Type	3.3 Coordinates

Mounting: Right Ear
Force to apply: 2.0 N, Force reached: 2.0 N

Output Equalization/Filter

Mouth Eq. Ch.1: HATS 1 (HMS II.3)

Analysis

Direction	Out 2 -> In 2	Range length	200.00 ms
Range start	13550.00 ms	Sequence length	400.00 ms
Number of seq.	10	FIR filter	drp2ff_ieee1652
Use FIR Filter	Ch2	DRP/ERP Ch.2:	Off
DRP/ERP Ch.1:	Off	Frequency base	Transformation
FFT size	9600	Overlap	0 %
Window function.	Hanning	Smooth	Off
dB weighting	A Weighting	Stimulus max.	3585.0 Hz
Stimulus min.	2785.0 Hz	Analysis max.	2780.0 Hz
Analysis min.	20.0 Hz	Analysis (2) max.	20000.0 Hz
Analysis (2) min.	3590.0 Hz		

Special Features

Compensate delay 190.7000 ms (D_RCV_NB, Delay (Cross))
Store to variable RCVNB10_3150Hz

labCORE Settings

labCORE Serial	77000207	Nickname	
Firmware	3.4.17	Sync Source	Internal
Clock Pitch	0.00 ppm		

labCORE Routing

Out Channel 1 -> Power Amp. (Slot 10) 1 -> HATS 1 (HMS II.3) Speaker
Out Channel 2 -> Analog Out 1/2 2 -> Radio Tester 1 (CMW500) In
In Channel 1 <- Analog In 1/2 In 1 <- Radio Tester 1 (CMW500) Out
In Channel 2 <- BEQ Filter 1 R <- Mic Amp. (Slot 6) In 2 <- HATS 1 (HMS II.3) Mic. Right

Analog In Mainboard Settings (Analog In 1/2)

Range Ch. 1	0.00 dB	Ch. 0 Float	On
Range Ch. 2	0.00 dB	Ch. 1 Float	On

Analog Out Mainboard Settings (Analog Out 1/2)

Range Ch. 1	0.00 dB	Range Ch. 2	0.00 dB
-------------	---------	-------------	---------

Microphone Settings (Mic Amp. (Slot 6))**Channel In 1 Settings**

Range	114 dB[SPL] @ 12.5 mV/Pa	Highpass	Off
Polarisation Voltage	200V	Supply Voltage	±60V

Channel In 2 Settings

Range	114 dB[SPL] @ 12.5 mV/Pa	Highpass	20Hz
Polarisation Voltage	200V	Supply Voltage	±60V

Channel In 3 Settings

Range	114 dB[SPL] @ 12.5 mV/Pa	Highpass	Off
Polarisation Voltage	200V	Supply Voltage	±60V

Channel In 4 Settings

Range	114 dB[SPL] @ 12.5 mV/Pa	Highpass	Off
Polarisation Voltage	200V	Supply Voltage	±60V

BEQ Settings (BEQ Filter 1)

Block mode Bypass

Artificial Head Settings (HATS 1 (HMS II.3))

Ser. Nr.	12306613	Pinna Type	Type 3.3
----------	----------	------------	----------

HIB Settings

HIB Name	60020095	Serial	60020095
HIB Mode	Mobile Measurement	Impedance	32 Ohm
Gain out 1	-40.00 dB	Gain out 2	0.00 dB
Gain in 1	0.00 dB	Gain in 2	0.00 dB
Mic 1 Power Supply	Off	Mic 2 Power Supply	Off

Report - Receive Distortion and Noise (Conversational Gain)

TIA-5050 (2018-01) \ Measurements \ Narrowband \ 5.2 Receive Distortion and Noise 2N

Region	Frequency	SDNR
1	400Hz	33.26 dB
2	500Hz	31.39 dB
3	630Hz	31.83 dB
4	800Hz	30.61 dB
5	1000Hz	27.87 dB
6	1250Hz	27.07 dB
7	1600Hz	28.65 dB
8	2000Hz	26.63 dB
9	2500Hz	27.62 dB
10	3150Hz	22.04 dB

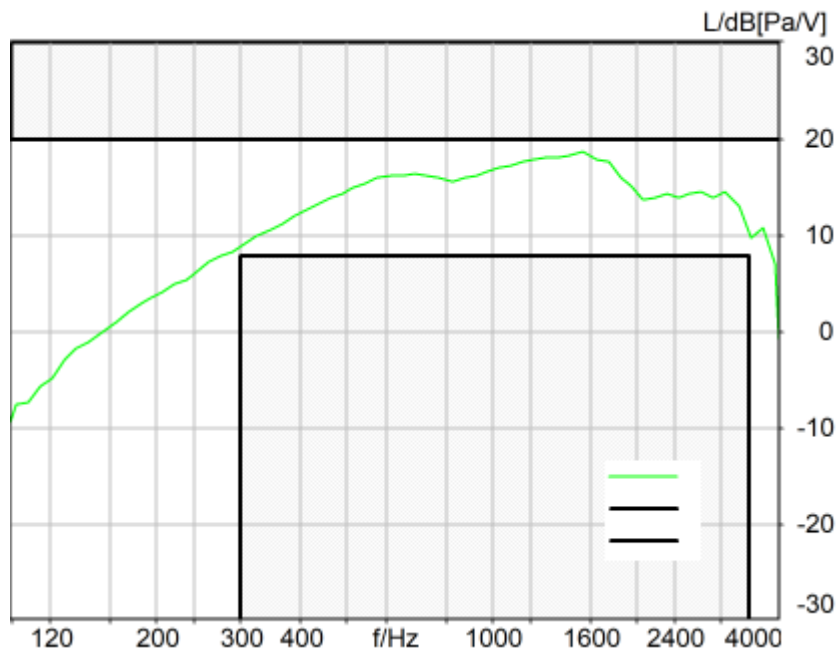
All SDNRs were greater than 20.0 dB, requirement was met.

Smallest SDNR was 22.04dB at 3150Hz.

2024/1/10 12:26 ACQUA

5.3 Frequency Response 8N FF HANB

TIA-5050 (2018-01) \ Measurements \ Narrowband



Absolute minimal distance
1.25 dB at 1547.5 Hz Ok

Ok

2024/1/10 12:17 ACQUA 5.1.200
Unmodified HEAD acoustics Measurement Descriptor

Limits

	lower
Run 1	Fit into tolerance

Meas. Setting off

Underlying Standard: TIA-5050 (2018-01)
Database Version: 40_HAC_Suite_Rev03

Source: respmaleieeee269_nb_r16.dat

Level adj. Ch1 -90.0 dB Level adj. Ch2 -4.0 dB

NARROWBAND IEEE-269-2010 Real Speech Signal at Channel 2

Pause 0.5 s +

Real Speech (english, male speaker) 11.5 s, Active Speech Level: -16 dBm0, margin 15.9 dB +

Pause till end of file

Signal level (ch1): -16 dBm0 Active Speech Level, margin 15.9 dB

Signal taken from "IEEE_269-2010_Male_mono_48_kHz.wav"

Alteration:

0.2 s Pause added at the beginning of the file.

0.8 s Pause added at the end of the file.
 filtered with 4.0 kHz low-pass filter
 signal level changed

Calibration

Input ch.2: 0.49 dB 2023/11/1 (HATS 1 (HMS II.3))
 Output ch.2: 0.00 dB 2023/6/27 (Radio Tester 1 (CMW500))

HHP IV Settings (Setting: STD:(0,0,0) rel AHP)

		Rotation Delta A	0.0 °
MECRP Delta Ye	0.0 mm	Rotation Delta C	0.0 °
MECRP Delta Ze	0.0 mm	Rotation Delta B	5.0 °
Delta Xe	0.0 mm	Delta A	0.0 °
Delta Ye	0.0 mm	Delta C	0.0 °
Delta Ze	0.0 mm	Delta B	0.0 °
Ym	-5.0 mm	Ear Type	3.3 Coordinates

Mounting: Right Ear
 Force to apply: 8.0 N, Force reached: 8.0 N

Output Equalization/Filter

Mouth Eq. Ch.1: HATS 1 (HMS II.3)

Analysis

Direction	Out 2 -> In 2		
Range start	500.00 ms	Range length	11500.00 ms
Use FIR Filter	Ch2	FIR filter	drp2ff_ieee1652
DRP/ERP Ch.1:	Off	DRP/ERP Ch.2:	Off
Frequency base	12th octave	DIN Row	Row A
Method	FFT		
FFT size	4096	Overlap	75 %
Window function.	Hanning		
Reference file	r521_rcv_frq_spee269_hanb.fft		
Tol. scheme file	521_rcv_frq_man_hanb.tol	Min. freq. for tol.	100.0 Hz
Auto adjust	Centrate	Max. freq. for tol.	4000.0 Hz

Special Features

Compensate delay 190.7000 ms (D_RCV_NB, Delay (Cross))

labCORE Settings

labCORE Serial	77000207	Nickname	
Firmware	3.4.17	Sync Source	Internal
Clock Pitch	0.00 ppm		

labCORE Routing

Out Channel 1 -> Power Amp. (Slot 10) 1 -> HATS 1 (HMS II.3) Speaker
 Out Channel 2 -> Analog Out 1/2 2 -> Radio Tester 1 (CMW500) In
 In Channel 1 <- Analog In 1/2 In 1 <- Radio Tester 1 (CMW500) Out
 In Channel 2 <- BEQ Filter 1 R <- Mic Amp. (Slot 6) In 2 <- HATS 1 (HMS II.3) Mic. Right

Analog In Mainboard Settings (Analog In 1/2)

Range Ch. 1	0.00 dB	Ch. 0 Float	On
Range Ch. 2	0.00 dB	Ch. 1 Float	On

Analog Out Mainboard Settings (Analog Out 1/2)

Range Ch. 1	0.00 dB	Range Ch. 2	0.00 dB
-------------	---------	-------------	---------

Microphone Settings (Mic Amp. (Slot 6))

Channel In 1 Settings			
Range	114 dB[SPL] @ 12.5 mV/Pa	Highpass	Off
Polarisation Voltage	200V	Supply Voltage	±60V
Channel In 2 Settings			
Range	114 dB[SPL] @ 12.5 mV/Pa	Highpass	20Hz
Polarisation Voltage	200V	Supply Voltage	±60V
Channel In 3 Settings			
Range	114 dB[SPL] @ 12.5 mV/Pa	Highpass	Off

Polarisation Voltage	200V	Supply Voltage	±60V
Channel In 4 Settings			
Range	114 dB[SPL] @ 12.5 mV/Pa	Highpass	Off
Polarisation Voltage	200V	Supply Voltage	±60V

BEQ Settings (BEQ Filter 1)

Block mode Bypass

Artificial Head Settings (HATS 1 (HMS II.3))

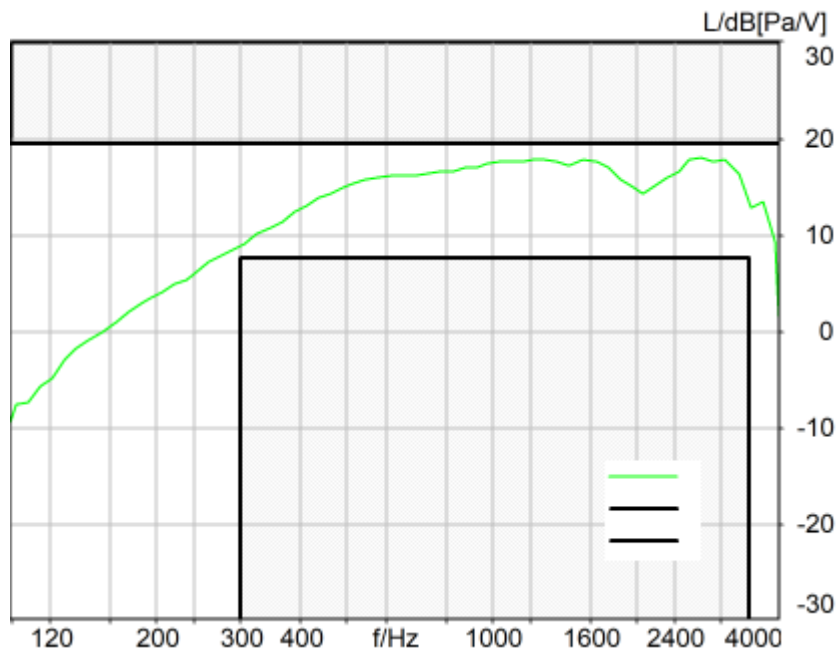
Ser. Nr.	12306613	Pinna Type	Type 3.3
----------	----------	------------	----------

HIB Settings

HIB Name	60020095	Serial	60020095
HIB Mode	Mobile Measurement	Impedance	32 Ohm
Gain out 1	-40.00 dB	Gain out 2	0.00 dB
Gain in 1	0.00 dB	Gain in 2	0.00 dB
Mic 1 Power Supply	Off	Mic 2 Power Supply	Off

5.3 Frequency Response 8N DF HANB

TIA-5050 (2018-01) \ Measurements \ Narrowband



Absolute minimal distance

1.63 dB at 2721.8 Hz Ok

Ok

2024/1/10 12:18 ACQUA 5.1.200

Unmodified HEAD acoustics Measurement Descriptor

Limits

	lower
Run 1	Fit into tolerance

Meas. Setting off

Underlying Standard: TIA-5050 (2018-01)

Database Version: 40_HAC_Suite_Rev03

Source: respmaleieeee269_nb_r16.dat

Level adj. Ch1 -90.0 dB Level adj. Ch2 -4.0 dB

NARROWBAND IEEE-269-2010 Real Speech Signal at Channel 2

Pause 0.5 s +

Real Speech (english, male speaker) 11.5 s, Active Speech Level: -16 dBm0, margin 15.9 dB +

Pause till end of file

Signal level (ch1): -16 dBm0 Active Speech Level, margin 15.9 dB

Signal taken from "IEEE_269-2010_Male_mono_48_kHz.wav"

Alteration:

0.2 s Pause added at the beginning of the file.

0.8 s Pause added at the end of the file.
 filtered with 4.0 kHz low-pass filter
 signal level changed

Calibration

Input ch.2: 0.49 dB 2023/11/1 (HATS 1 (HMS II.3))
 Output ch.2: 0.00 dB 2023/6/27 (Radio Tester 1 (CMW500))

HHP IV Settings (Setting: STD:(0,0,0) rel AHP)

MECRP Delta Ye	0.0 mm	Rotation Delta A	0.0 °
MECRP Delta Ze	0.0 mm	Rotation Delta C	0.0 °
Delta Xe	0.0 mm	Rotation Delta B	5.0 °
Delta Ye	0.0 mm	Delta A	0.0 °
Delta Ze	0.0 mm	Delta C	0.0 °
Ym	-5.0 mm	Delta B	0.0 °
		Ear Type	3.3 Coordinates

Mounting: Right Ear
 Force to apply: 8.0 N, Force reached: 8.0 N

Output Equalization/Filter

Mouth Eq. Ch.1: HATS 1 (HMS II.3)

Analysis

Direction	Out 2 -> In 2	Range length	11500.00 ms
Range start	500.00 ms	FIR filter	drp2df_ieee1652
Use FIR Filter	Ch2	DRP/ERP Ch.2:	Off
DRP/ERP Ch.1:	Off	DIN Row	Row A
Frequency base	12th octave	Overlap	75 %
Method	FFT	Window function.	Hanning
FFT size	4096	Reference file	r521_rcv_frq_spee269_hanb.fft
Tol. scheme file	521_rcv_frq_man_hanb.tol	Min. freq. for tol.	100.0 Hz
Auto adjust	Centrate	Max. freq. for tol.	4000.0 Hz

Special Features

Compensate delay 190.7000 ms (D_RCV_NB, Delay (Cross))

labCORE Settings

labCORE Serial	77000207	Nickname	
Firmware	3.4.17	Sync Source	Internal
Clock Pitch	0.00 ppm		

labCORE Routing

Out Channel 1 -> Power Amp. (Slot 10) 1 -> HATS 1 (HMS II.3) Speaker
 Out Channel 2 -> Analog Out 1/2 2 -> Radio Tester 1 (CMW500) In
 In Channel 1 <- Analog In 1/2 In 1 <- Radio Tester 1 (CMW500) Out
 In Channel 2 <- BEQ Filter 1 R <- Mic Amp. (Slot 6) In 2 <- HATS 1 (HMS II.3) Mic. Right

Analog In Mainboard Settings (Analog In 1/2)

Range Ch. 1	0.00 dB	Ch. 0 Float	On
Range Ch. 2	0.00 dB	Ch. 1 Float	On

Analog Out Mainboard Settings (Analog Out 1/2)

Range Ch. 1	0.00 dB	Range Ch. 2	0.00 dB
-------------	---------	-------------	---------

Microphone Settings (Mic Amp. (Slot 6))

Channel In 1 Settings			
Range	114 dB[SPL] @ 12.5 mV/Pa	Highpass	Off
Polarisation Voltage	200V	Supply Voltage	±60V
Channel In 2 Settings			
Range	114 dB[SPL] @ 12.5 mV/Pa	Highpass	20Hz
Polarisation Voltage	200V	Supply Voltage	±60V
Channel In 3 Settings			
Range	114 dB[SPL] @ 12.5 mV/Pa	Highpass	Off

Polarisation Voltage	200V	Supply Voltage	±60V
Channel In 4 Settings			
Range	114 dB[SPL] @ 12.5 mV/Pa	Highpass	Off
Polarisation Voltage	200V	Supply Voltage	±60V

BEQ Settings (BEQ Filter 1)

Block mode Bypass

Artificial Head Settings (HATS 1 (HMS II.3))

Ser. Nr. 12306613

Pinna Type Type 3.3

HIB Settings

HIB Name 60020095

Serial 60020095

HIB Mode Mobile Measurement

Impedance 32 Ohm

Gain out 1 -40.00 dB

Gain out 2 0.00 dB

Gain in 1 0.00 dB

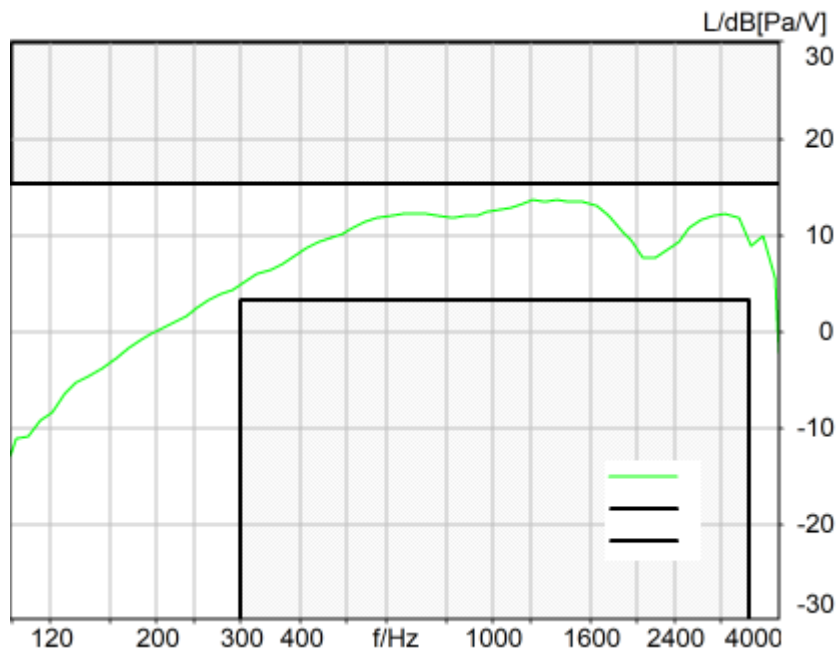
Gain in 2 0.00 dB

Mic 1 Power Supply Off

Mic 2 Power Supply Off

5.3 Frequency Response 2N FF HANB

TIA-5050 (2018-01) \ Measurements \ Narrowband



Absolute minimal distance
 1.74 dB at 1360.9 Hz Ok

Ok

2024/1/10 12:27 ACQUA 5.1.200
 Unmodified HEAD acoustics Measurement Descriptor

Limits

	lower
Run 1	Fit into tolerance

Meas. Setting off

Underlying Standard: TIA-5050 (2018-01)
 Database Version: 40_HAC_Suite_Rev03

Source: respmaleieeee269_nb_r16.dat

Level adj. Ch1 -90.0 dB Level adj. Ch2 -4.0 dB

NARROWBAND IEEE-269-2010 Real Speech Signal at Channel 2

Pause 0.5 s +

Real Speech (english, male speaker) 11.5 s, Active Speech Level: -16 dBm0, margin 15.9 dB +

Pause till end of file

Signal level (ch1): -16 dBm0 Active Speech Level, margin 15.9 dB

Signal taken from "IEEE_269-2010_Male_mono_48_kHz.wav"

Alteration:

0.2 s Pause added at the beginning of the file.

0.8 s Pause added at the end of the file.
 filtered with 4.0 kHz low-pass filter
 signal level changed

Calibration

Input ch.2: 0.49 dB 2023/11/1 (HATS 1 (HMS II.3))
 Output ch.2: 0.00 dB 2023/6/27 (Radio Tester 1 (CMW500))

HHP IV Settings (Setting: STD:(0,0,0) rel AHP)

MECRP Delta Ye	0.0 mm	Rotation Delta A	0.0 °
MECRP Delta Ze	0.0 mm	Rotation Delta C	0.0 °
Delta Xe	0.0 mm	Rotation Delta B	5.0 °
Delta Ye	0.0 mm	Delta A	0.0 °
Delta Ze	0.0 mm	Delta C	0.0 °
Ym	-1.8 mm	Delta B	0.0 °
		Ear Type	3.3 Coordinates

Mounting: Right Ear
 Force to apply: 2.0 N, Force reached: 2.0 N

Output Equalization/Filter

Mouth Eq. Ch.1: HATS 1 (HMS II.3)

Analysis

Direction	Out 2 -> In 2	Range length	11500.00 ms
Range start	500.00 ms	FIR filter	drp2ff_ieee1652
Use FIR Filter	Ch2	DRP/ERP Ch.2:	Off
DRP/ERP Ch.1:	Off	DIN Row	Row A
Frequency base	12th octave	Overlap	75 %
Method	FFT		
FFT size	4096		
Window function.	Hanning		
Reference file	r521_rcv_frq_spee269_hanb.fft		
Tol. scheme file	521_rcv_frq_man_hanb.tol	Min. freq. for tol.	100.0 Hz
Auto adjust	Centrate	Max. freq. for tol.	4000.0 Hz

Special Features

Compensate delay 190.7000 ms (D_RCV_NB, Delay (Cross))

labCORE Settings

labCORE Serial	77000207	Nickname	
Firmware	3.4.17	Sync Source	Internal
Clock Pitch	0.00 ppm		

labCORE Routing

Out Channel 1 -> Power Amp. (Slot 10) 1 -> HATS 1 (HMS II.3) Speaker
 Out Channel 2 -> Analog Out 1/2 2 -> Radio Tester 1 (CMW500) In
 In Channel 1 <- Analog In 1/2 In 1 <- Radio Tester 1 (CMW500) Out
 In Channel 2 <- BEQ Filter 1 R <- Mic Amp. (Slot 6) In 2 <- HATS 1 (HMS II.3) Mic. Right

Analog In Mainboard Settings (Analog In 1/2)

Range Ch. 1	0.00 dB	Ch. 0 Float	On
Range Ch. 2	0.00 dB	Ch. 1 Float	On

Analog Out Mainboard Settings (Analog Out 1/2)

Range Ch. 1	0.00 dB	Range Ch. 2	0.00 dB
-------------	---------	-------------	---------

Microphone Settings (Mic Amp. (Slot 6))

Channel In 1 Settings			
Range	114 dB[SPL] @ 12.5 mV/Pa	Highpass	Off
Polarisation Voltage	200V	Supply Voltage	±60V
Channel In 2 Settings			
Range	114 dB[SPL] @ 12.5 mV/Pa	Highpass	20Hz
Polarisation Voltage	200V	Supply Voltage	±60V
Channel In 3 Settings			
Range	114 dB[SPL] @ 12.5 mV/Pa	Highpass	Off

Polarisation Voltage	200V	Supply Voltage	±60V
Channel In 4 Settings			
Range	114 dB[SPL] @ 12.5 mV/Pa	Highpass	Off
Polarisation Voltage	200V	Supply Voltage	±60V

BEQ Settings (BEQ Filter 1)

Block mode Bypass

Artificial Head Settings (HATS 1 (HMS II.3))

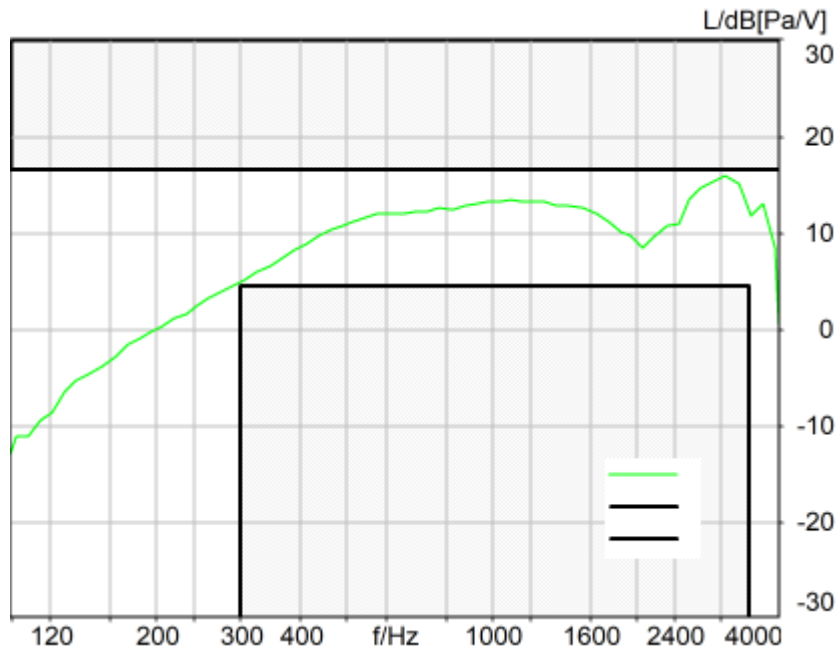
Ser. Nr.	12306613	Pinna Type	Type 3.3
----------	----------	------------	----------

HIB Settings

HIB Name	60020095	Serial	60020095
HIB Mode	Mobile Measurement	Impedance	32 Ohm
Gain out 1	-40.00 dB	Gain out 2	0.00 dB
Gain in 1	0.00 dB	Gain in 2	0.00 dB
Mic 1 Power Supply	Off	Mic 2 Power Supply	Off

5.3 Frequency Response 2N DF HANB

TIA-5050 (2018-01) \ Measurements \ Narrowband



Absolute minimal distance
0.63 dB at 3058.6 Hz Ok

Ok

2024/1/10 12:28 ACQUA 5.1.200
Unmodified HEAD acoustics Measurement Descriptor

Limits

	lower
Run 1	Fit into tolerance

Meas. Setting off

Underlying Standard: TIA-5050 (2018-01)
Database Version: 40_HAC_Suite_Rev03

Source: respmaleieeee269_nb_r16.dat

Level adj. Ch1 -90.0 dB Level adj. Ch2 -4.0 dB

NARROWBAND IEEE-269-2010 Real Speech Signal at Channel 2

Pause 0.5 s +

Real Speech (english, male speaker) 11.5 s, Active Speech Level: -16 dBm0, margin 15.9 dB +

Pause till end of file

Signal level (ch1): -16 dBm0 Active Speech Level, margin 15.9 dB

Signal taken from "IEEE_269-2010_Male_mono_48_kHz.wav"

Alteration:

0.2 s Pause added at the beginning of the file.

0.8 s Pause added at the end of the file.
 filtered with 4.0 kHz low-pass filter
 signal level changed

Calibration

Input ch.2: 0.49 dB 2023/11/1 (HATS 1 (HMS II.3))
 Output ch.2: 0.00 dB 2023/6/27 (Radio Tester 1 (CMW500))

HHP IV Settings (Setting: STD:(0,0,0) rel AHP)

MECRP Delta Ye	0.0 mm	Rotation Delta A	0.0 °
MECRP Delta Ze	0.0 mm	Rotation Delta C	0.0 °
Delta Xe	0.0 mm	Rotation Delta B	5.0 °
Delta Ye	0.0 mm	Delta A	0.0 °
Delta Ze	0.0 mm	Delta C	0.0 °
Ym	-1.8 mm	Delta B	0.0 °
		Ear Type	3.3 Coordinates

Mounting: Right Ear
 Force to apply: 2.0 N, Force reached: 2.0 N

Output Equalization/Filter

Mouth Eq. Ch.1: HATS 1 (HMS II.3)

Analysis

Direction	Out 2 -> In 2	Range length	11500.00 ms
Range start	500.00 ms	FIR filter	drp2df_ieee1652
Use FIR Filter	Ch2	DRP/ERP Ch.2:	Off
DRP/ERP Ch.1:	Off	DIN Row	Row A
Frequency base	12th octave	Overlap	75 %
Method	FFT	Window function.	Hanning
FFT size	4096	Reference file	r521_rcv_frq_spee269_hanb.fft
Tol. scheme file	521_rcv_frq_man_hanb.tol	Min. freq. for tol.	100.0 Hz
Auto adjust	Centrate	Max. freq. for tol.	4000.0 Hz

Special Features

Compensate delay 190.7000 ms (D_RCV_NB, Delay (Cross))

labCORE Settings

labCORE Serial	77000207	Nickname	
Firmware	3.4.17	Sync Source	Internal
Clock Pitch	0.00 ppm		

labCORE Routing

Out Channel 1 -> Power Amp. (Slot 10) 1 -> HATS 1 (HMS II.3) Speaker
 Out Channel 2 -> Analog Out 1/2 2 -> Radio Tester 1 (CMW500) In
 In Channel 1 <- Analog In 1/2 In 1 <- Radio Tester 1 (CMW500) Out
 In Channel 2 <- BEQ Filter 1 R <- Mic Amp. (Slot 6) In 2 <- HATS 1 (HMS II.3) Mic. Right

Analog In Mainboard Settings (Analog In 1/2)

Range Ch. 1	0.00 dB	Ch. 0 Float	On
Range Ch. 2	0.00 dB	Ch. 1 Float	On

Analog Out Mainboard Settings (Analog Out 1/2)

Range Ch. 1	0.00 dB	Range Ch. 2	0.00 dB
-------------	---------	-------------	---------

Microphone Settings (Mic Amp. (Slot 6))

Channel In 1 Settings			
Range	114 dB[SPL] @ 12.5 mV/Pa	Highpass	Off
Polarisation Voltage	200V	Supply Voltage	±60V
Channel In 2 Settings			
Range	114 dB[SPL] @ 12.5 mV/Pa	Highpass	20Hz
Polarisation Voltage	200V	Supply Voltage	±60V
Channel In 3 Settings			
Range	114 dB[SPL] @ 12.5 mV/Pa	Highpass	Off

Polarisation Voltage	200V	Supply Voltage	±60V
Channel In 4 Settings			
Range	114 dB[SPL] @ 12.5 mV/Pa	Highpass	Off
Polarisation Voltage	200V	Supply Voltage	±60V

BEQ Settings (BEQ Filter 1)

Block mode Bypass

Artificial Head Settings (HATS 1 (HMS II.3))

Ser. Nr. 12306613

Pinna Type Type 3.3

HIB Settings

HIB Name 60020095

Serial 60020095

HIB Mode Mobile Measurement

Impedance 32 Ohm

Gain out 1 -40.00 dB

Gain out 2 0.00 dB

Gain in 1 0.00 dB

Gain in 2 0.00 dB

Mic 1 Power Supply Off

Mic 2 Power Supply Off

Measurement Protocol

Measurement Object	LTE Band 2 20QPSK 100RB 0 EVS NB 24.4kbps CH18900
Project	HMD_2322#N159V

Project	TIA-5050 (2018-01)
Report Generation Date	2024/2/2 10:47
Responsible Person	audio

Status Overview

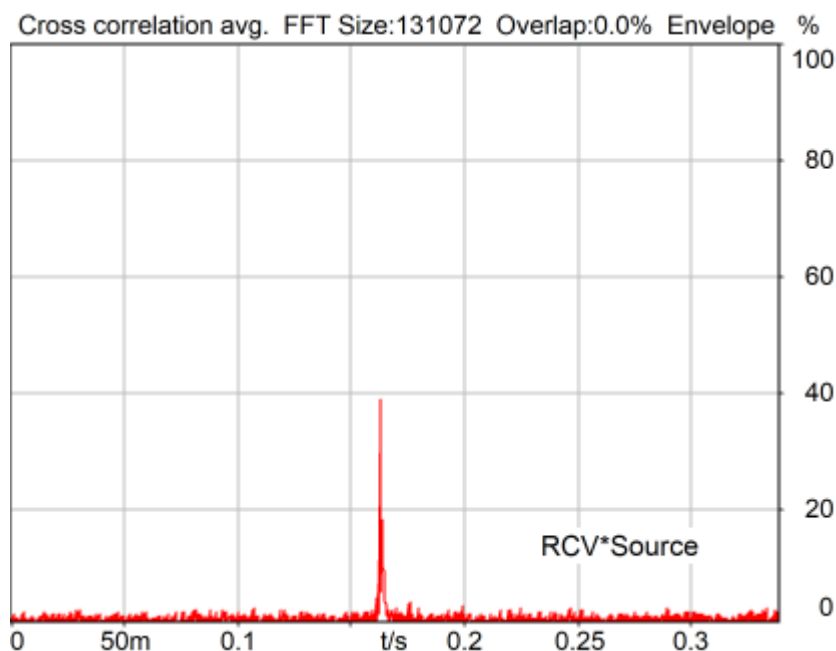
SMD	Status	Single Value Description	Single Value	Object
Overall Receive Delay NB	Done	Delay (Cross) [ms]	163.8	LTE Band 2_20QPSK_100RB_0_EVS NB_24.4kbps_CH18900
5.1a Receive Volume Control Performance 8N NB	Not Ok	Corrected Speech Level [dB[SPL]]	17.84	LTE Band 2_20QPSK_100RB_0_EVS NB_24.4kbps_CH18900
5.1b Receive Volume Control Performance 2N NB	Ok	Corrected Speech Level [dB[SPL]]	12.72	LTE Band 2_20QPSK_100RB_0_EVS NB_24.4kbps_CH18900
5.2 RCV Distortion and Noise - 400 Hz NB	Ok	Distortion (Noise) [dB], 0.0 dB	29.92	LTE Band 2_20QPSK_100RB_0_EVS NB_24.4kbps_CH18900
5.2 RCV Distortion and Noise - 500 Hz NB	Ok	Distortion (Noise) [dB], 0.0 dB	30.12	LTE Band 2_20QPSK_100RB_0_EVS NB_24.4kbps_CH18900
5.2 RCV Distortion and Noise - 630 Hz NB	Ok	Distortion (Noise) [dB], 0.0 dB	30.61	LTE Band 2_20QPSK_100RB_0_EVS NB_24.4kbps_CH18900
5.2 RCV Distortion and Noise - 800 Hz NB	Ok	Distortion (Noise) [dB], 0.0 dB	34.55	LTE Band 2_20QPSK_100RB_0_EVS NB_24.4kbps_CH18900
5.2 RCV Distortion and Noise - 1000 Hz NB	Ok	Distortion (Noise) [dB], 0.0 dB	39.08	LTE Band 2_20QPSK_100RB_0_EVS NB_24.4kbps_CH18900
5.2 RCV Distortion and Noise - 1250 Hz NB	Ok	Distortion (Noise) [dB], 0.0 dB	29.09	LTE Band 2_20QPSK_100RB_0_EVS NB_24.4kbps_CH18900
5.2 RCV Distortion and Noise - 1600 Hz NB	Ok	Distortion (Noise) [dB], 0.0 dB	41.82	LTE Band 2_20QPSK_100RB_0_EVS NB_24.4kbps_CH18900
5.2 RCV Distortion and Noise - 2000 Hz NB	Ok	Distortion (Noise) [dB], 0.0 dB	35.68	LTE Band 2_20QPSK_100RB_0_EVS NB_24.4kbps_CH18900
5.2 RCV Distortion and Noise - 2500 Hz NB	Ok	Distortion (Noise) [dB], 0.0 dB	31.24	LTE Band 2_20QPSK_100RB_0_EVS NB_24.4kbps_CH18900
5.2 RCV Distortion and Noise - 3150 Hz NB	Ok	Distortion (Noise) [dB], 0.0 dB	36.34	LTE Band 2_20QPSK_100RB_0_EVS NB_24.4kbps_CH18900
Report - Receive Distortion and Noise (Conversational Gain)	Ok	Minimum SDNR [dB], (occured at 1250Hz)	29.09	LTE Band 2_20QPSK_100RB_0_EVS NB_24.4kbps_CH18900
5.2 RCV Distortion and Noise - 400 Hz NB	Ok	Distortion (Noise) [dB], 0.0 dB	30.21	LTE Band 2_20QPSK_100RB_0_EVS NB_24.4kbps_CH18900
5.2 RCV Distortion and Noise - 500 Hz NB	Ok	Distortion (Noise) [dB], 0.0 dB	31.54	LTE Band 2_20QPSK_100RB_0_EVS NB_24.4kbps_CH18900
5.2 RCV Distortion and Noise	Ok	Distortion (Noise) [dB],	33.66	LTE Band

- 630 Hz NB		0.0 dB		2_20QPSK_100RB_0_EVS NB_24.4kbps_CH18900
5.2 RCV Distortion and Noise - 800 Hz NB	Ok	Distortion (Noise) [dB], 0.0 dB	35.52	LTE Band 2_20QPSK_100RB_0_EVS NB_24.4kbps_CH18900
5.2 RCV Distortion and Noise - 1000 Hz NB	Ok	Distortion (Noise) [dB], 0.0 dB	30.41	LTE Band 2_20QPSK_100RB_0_EVS NB_24.4kbps_CH18900
5.2 RCV Distortion and Noise - 1250 Hz NB	Ok	Distortion (Noise) [dB], 0.0 dB	22.71	LTE Band 2_20QPSK_100RB_0_EVS NB_24.4kbps_CH18900
5.2 RCV Distortion and Noise - 1600 Hz NB	Ok	Distortion (Noise) [dB], 0.0 dB	39.70	LTE Band 2_20QPSK_100RB_0_EVS NB_24.4kbps_CH18900
5.2 RCV Distortion and Noise - 2000 Hz NB	Ok	Distortion (Noise) [dB], 0.0 dB	37.03	LTE Band 2_20QPSK_100RB_0_EVS NB_24.4kbps_CH18900
5.2 RCV Distortion and Noise - 2500 Hz NB	Ok	Distortion (Noise) [dB], 0.0 dB	38.13	LTE Band 2_20QPSK_100RB_0_EVS NB_24.4kbps_CH18900
5.2 RCV Distortion and Noise - 3150 Hz NB	Ok	Distortion (Noise) [dB], 0.0 dB	38.26	LTE Band 2_20QPSK_100RB_0_EVS NB_24.4kbps_CH18900
Report - Receive Distortion and Noise (Conversational Gain)	Ok	Minimum SDNR [dB], (occured at 1250Hz)	22.71	LTE Band 2_20QPSK_100RB_0_EVS NB_24.4kbps_CH18900
5.3 Frequency Response 8N FF HANB	Ok	Min. dist. to tolerance scheme [dB], 649.1 Hz	0.01	LTE Band 2_20QPSK_100RB_0_EVS NB_24.4kbps_CH18900
5.3 Frequency Response 8N DF HANB	Ok	Min. dist. to tolerance scheme [dB], 2057.5 Hz	0.01	LTE Band 2_20QPSK_100RB_0_EVS NB_24.4kbps_CH18900
5.3 Frequency Response 2N FF HANB	Ok	Min. dist. to tolerance scheme [dB], 1285.9 Hz	0.18	LTE Band 2_20QPSK_100RB_0_EVS NB_24.4kbps_CH18900
5.3 Frequency Response 2N DF HANB	Ok	Min. dist. to tolerance scheme [dB], 3882.4 Hz	1.03	LTE Band 2_20QPSK_100RB_0_EVS NB_24.4kbps_CH18900

Overall Receive Delay NB	6
5.1a Receive Volume Control Performance 8N NB	9
5.1b Receive Volume Control Performance 2N NB	12
5.2 RCV Distortion and Noise - 400 Hz NB	15
5.2 RCV Distortion and Noise - 500 Hz NB	18
5.2 RCV Distortion and Noise - 630 Hz NB	21
5.2 RCV Distortion and Noise - 800 Hz NB	24
5.2 RCV Distortion and Noise - 1000 Hz NB	27
5.2 RCV Distortion and Noise - 1250 Hz NB	30
5.2 RCV Distortion and Noise - 1600 Hz NB	33
5.2 RCV Distortion and Noise - 2000 Hz NB	36
5.2 RCV Distortion and Noise - 2500 Hz NB	39
5.2 RCV Distortion and Noise - 3150 Hz NB	42
Report - Receive Distortion and Noise (Conversational Gain)	45
5.2 RCV Distortion and Noise - 400 Hz NB	46
5.2 RCV Distortion and Noise - 500 Hz NB	49
5.2 RCV Distortion and Noise - 630 Hz NB	52
5.2 RCV Distortion and Noise - 800 Hz NB	55
5.2 RCV Distortion and Noise - 1000 Hz NB	58
5.2 RCV Distortion and Noise - 1250 Hz NB	61
5.2 RCV Distortion and Noise - 1600 Hz NB	64
5.2 RCV Distortion and Noise - 2000 Hz NB	67
5.2 RCV Distortion and Noise - 2500 Hz NB	70
5.2 RCV Distortion and Noise - 3150 Hz NB	73
Report - Receive Distortion and Noise (Conversational Gain)	76
5.3 Frequency Response 8N FF HANB	77
5.3 Frequency Response 8N DF HANB	80
5.3 Frequency Response 2N FF HANB	83
5.3 Frequency Response 2N DF HANB	86

Overall Receive Delay NB

TIA-5050 (2018-01) \ Measurements \ Narrowband \ Preparation - Delay measurement



Delay (Cross): 163.8 ms

2024/1/16 9:06 ACQUA 5.1.200
Unmodified HEAD acoustics Measurement Descriptor

Underlying Standard: TIA-5050 (2018-01)
Database Version: 40_HAC_Suite_Rev03

Source: cssnb1b_r1s.dat

Level adj. Ch1 -90.0 dB
CSSnb1b_R1s.dat - CS-signal with special 1s random noise
NARROWBAND Composite Source Signal RCV P.501 (1 burst) at Channel 2
Pause 0.5 s +
voiced signal + 4000 Hz band limited random noise 1.0 s +
Pause till end of file
Signal level (ch2): -14.7 dBm0 (corresponds to approx. -16.0 dBm0 for a 350 ms CSS considering 101 ms Pause) from 0.5s to 1.544s for 4-k FFT, Hanning window,
75 % overlap in frequency range of 100 to 4000 Hz

Calibration

Input ch.2: 0.49 dB 2023/11/1 (HATS 1 (HMS II.3))
Output ch.1: 0.00 dB
Output ch.2: 0.00 dB 2023/6/27 (Radio Tester 1 (CMW500))

HHP IV Settings (Setting: STD:(0,0,0) rel AHP)

MECRP Delta Ye	0.0 mm	Rotation Delta A	0.0 °
MECRP Delta Ze	0.0 mm	Rotation Delta C	0.0 °
Delta Xe	0.0 mm	Rotation Delta B	5.0 °
		Delta A	0.0 °

Delta Ye	0.0 mm	Delta C	0.0 °
Delta Ze	0.0 mm	Delta B	0.0 °
Ym	-3.9 mm	Ear Type	3.3 Coordinates

Mounting: Right Ear
Force to apply: 8.0 N, Force reached: 8.0 N

Output Equalization/Filter

Mouth Eq. Ch.1: HATS 1 (HMS II.3)

Analysis

Range start	550.00 ms	Range length	1950.00 ms
DRP/ERP Ch.1:	Off	DRP/ERP Ch.2:	Off
Frequency base	Transformation	Overlap	0 %
FFT size	131072	Smooth	Off
Window function.	Hanning		
Delayed channel	None		
Valid range start	-1228.79 ms	Valid range end	1228.81 ms

Special Features

Show source signal Source ch.2 Store to variable D_RCV_NB

labCORE Settings

labCORE Serial	77000207	Nickname	
Firmware	3.4.17	Sync Source	Internal
Clock Pitch	0.00 ppm		

labCORE Routing

Out Channel 1 -> Power Amp. (Slot 10) 1 -> HATS 1 (HMS II.3) Speaker
 Out Channel 2 -> VoIP 1 -> Radio Tester 1 (CMW500) RF In/Out
 In Channel 1 <- VoIP In/Out 1 <- Radio Tester 1 (CMW500) RF In/Out
 In Channel 2 <- BEQ Filter 1 R <- Mic Amp. (Slot 6) In 2 <- HATS 1 (HMS II.3) Mic. Right

Microphone Settings (Mic Amp. (Slot 6))

Channel In 1 Settings
 Range 114 dB[SPL] @ 12.5 mV/Pa Highpass 20Hz
 Polarisation Voltage200V Supply Voltage ±60V
 Channel In 2 Settings
 Range 114 dB[SPL] @ 12.5 mV/Pa Highpass 20Hz
 Polarisation Voltage200V Supply Voltage ±60V
 Channel In 3 Settings
 Range 114 dB[SPL] @ 12.5 mV/Pa Highpass Off
 Polarisation Voltage200V Supply Voltage ±60V
 Channel In 4 Settings
 Range 114 dB[SPL] @ 12.5 mV/Pa Highpass Off
 Polarisation Voltage200V Supply Voltage ±60V

VoIP Settings (VoIP)

RTP Connection	Streaming	SIP Connection	Unavailable
SIP Reg. State	Unregistered	Jitterbuffer Length	140
Jitter Buffer Reset	On Playback	Enabled Codec	EVS/16000/1
Packet Length	20	Encoder Parameter	;br=5.9-24.4;bw=nb-swb;ch-aw-recv=2;max-red=0
FMTTP Parameter	;br=5.9-24.4;bw=nb-swb;ch-aw-recv=2;max-red=0	Impairment Type	Off
Impairment Mode	Off		

BEQ Settings (BEQ Filter 1)

Block mode Bypass

Artificial Head Settings (HATS 1 (HMS II.3))

Ser. Nr.	12306613	Pinna Type	Type 3.3
----------	----------	------------	----------

HIB Settings

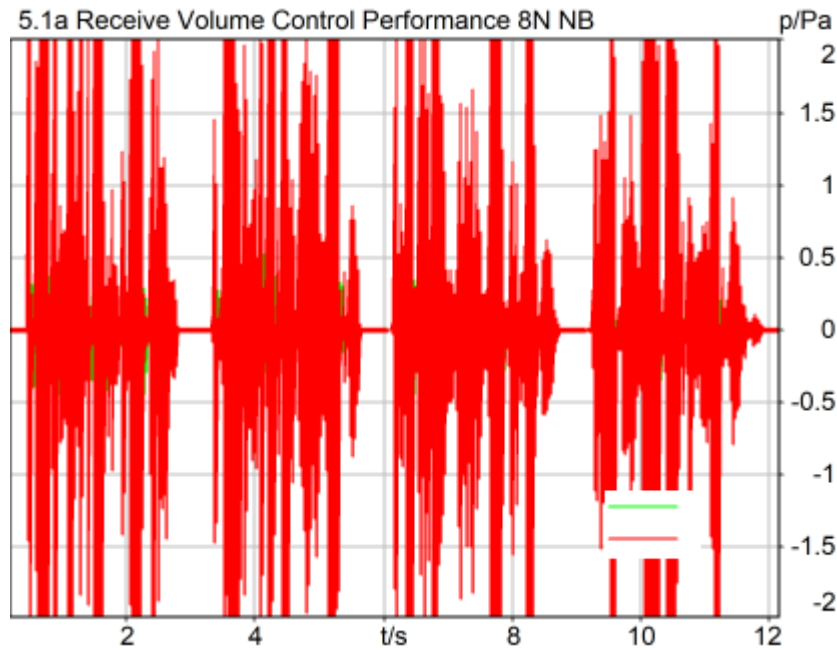
HIB Name	60020095	Serial	60020095
HIB Mode	Mobile Measurement	Impedance	32 Ohm
Gain out 1	-40.00 dB	Gain out 2	0.00 dB
Gain in 1	0.00 dB	Gain in 2	0.00 dB

Mic 1 Power Supply Off

Mic 2 Power Supply Off

5.1a Receive Volume Control Performance 8N NB

TIA-5050 (2018-01) \ Measurements \ Narrowband



Correction

X - 70

Speech Level RCV: 87.84 dB[SPL], Act.: 84.51%

Corrected Speech Level: 17.84 dB[SPL] Not Ok

Not Ok

2024/1/16 15:55 ACQUA 5.1.200

Limits

	lower
Run 1	18.00 dB20uPa

Meas. Setting off

Underlying Standard: TIA-5050 (2018-01)

Database Version: 40_HAC_Suite_Rev03

Calibration

Input ch.2: 0.49 dB 2023/11/1 (HATS 1 (HMS II.3))

Output ch.2: 0.00 dB 2023/6/27 (Radio Tester 1 (CMW500))

HHP IV Settings (Setting: STD:(0,0,0) rel AHP)

MECRP Delta Ye 0.0 mm Rotation Delta A 0.0 °
Rotation Delta C 0.0 °

MECRP Delta Ze	0.0 mm	Rotation Delta B	5.0 °
Delta Xe	0.0 mm	Delta A	0.0 °
Delta Ye	0.0 mm	Delta C	0.0 °
Delta Ze	0.0 mm	Delta B	0.0 °
Ym	-3.6 mm	Ear Type 3.3 Coordinates	

Mounting: Right Ear
 Force to apply: 8.0 N, Force reached: 8.0 N

Output Equalization/Filter

Mouth Eq. Ch.1: HATS 1 (HMS II.3)

Analysis

Direction	Out 2 -> In 2	Range length	12000.00 ms
Range start	200.00 ms	FIR filter	drp2ff_ieee1652
Use FIR Filter	Ch2	Margin (15.9dB nom)	
Bandpass filter	Narrow Band		
15.90 dB			

Special Features

Show source signal Source ch.2
 Compensate delay 163.8000 ms (D_RCV_NB, Delay (Cross))

labCORE Settings

labCORE Serial	77000207	Nickname	
Firmware	3.4.17	Sync Source	Internal
Clock Pitch	0.00 ppm		

labCORE Routing

Out Channel 1 -> Power Amp. (Slot 10) 1 -> HATS 1 (HMS II.3) Speaker
 Out Channel 2 -> Analog Out 1/2 2 -> Radio Tester 1 (CMW500) In
 In Channel 1 <- Analog In 1/2 In 1 <- Radio Tester 1 (CMW500) Out
 In Channel 2 <- BEQ Filter 1 R <- Mic Amp. (Slot 6) In 2 <- HATS 1 (HMS II.3) Mic. Right

Analog In Mainboard Settings (Analog In 1/2)

Range Ch. 1	0.00 dB	Ch. 0 Float	On
Range Ch. 2	0.00 dB	Ch. 1 Float	On

Analog Out Mainboard Settings (Analog Out 1/2)

Range Ch. 1	0.00 dB	Range Ch. 2	0.00 dB
-------------	---------	-------------	---------

Microphone Settings (Mic Amp. (Slot 6))

Channel In 1 Settings			
Range	114 dB[SPL] @ 12.5 mV/Pa	Highpass	Off
Polarisation Voltage	200V	Supply Voltage	±60V
Channel In 2 Settings			
Range	114 dB[SPL] @ 12.5 mV/Pa	Highpass	20Hz
Polarisation Voltage	200V	Supply Voltage	±60V
Channel In 3 Settings			
Range	114 dB[SPL] @ 12.5 mV/Pa	Highpass	Off
Polarisation Voltage	200V	Supply Voltage	±60V
Channel In 4 Settings			
Range	114 dB[SPL] @ 12.5 mV/Pa	Highpass	Off
Polarisation Voltage	200V	Supply Voltage	±60V

BEQ Settings (BEQ Filter 1)

Block mode Bypass

Artificial Head Settings (HATS 1 (HMS II.3))

Ser. Nr.	12306613	Pinna Type	Type 3.3
----------	----------	------------	----------

HIB Settings

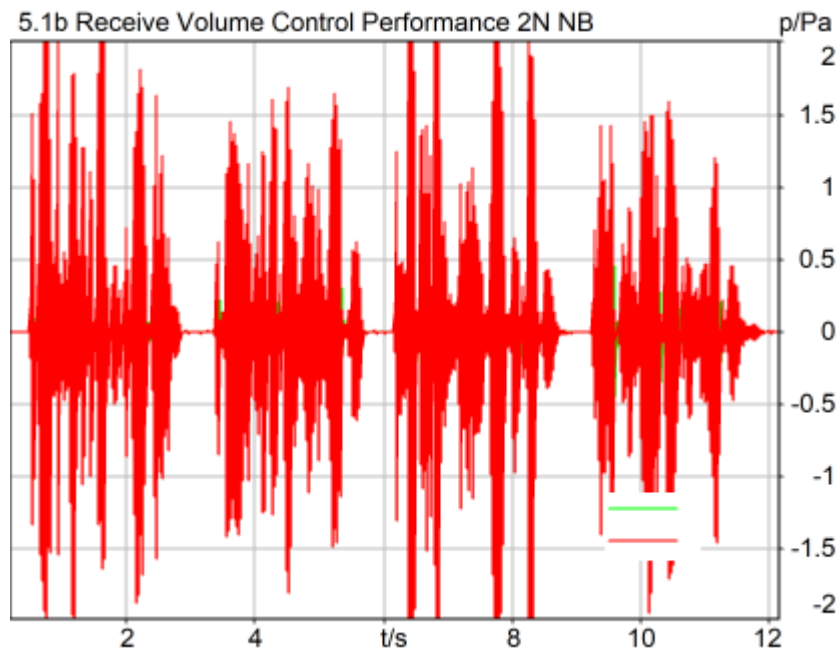
HIB Name	60020095	Serial	60020095
HIB Mode	Mobile Measurement	Impedance	32 Ohm
Gain out 1	-40.00 dB	Gain out 2	0.00 dB
Gain in 1	0.00 dB	Gain in 2	0.00 dB

Mic 1 Power Supply Off

Mic 2 Power Supply Off

5.1b Receive Volume Control Performance 2N NB

TIA-5050 (2018-01) \ Measurements \ Narrowband



Correction

X - 70

Speech Level RCV: 82.72 dB[SPL], Act.: 84.04%

Corrected Speech Level: 12.72 dB[SPL] Ok

Ok

2024/1/16 16:03 ACQUA 5.1.200

Limits

	lower
Run 1	6.00 dB20uPa

Meas. Setting off

Underlying Standard: TIA-5050 (2018-01)

Database Version: 40_HAC_Suite_Rev03

Calibration

Input ch.2: 0.49 dB 2023/11/1 (HATS 1 (HMS II.3))

Output ch.2: 0.00 dB 2023/6/27 (Radio Tester 1 (CMW500))

HHP IV Settings (Setting: STD:(0,0,0) rel AHP)

MECRP Delta Ye 0.0 mm Rotation Delta A 0.0 °
 Rotation Delta C 0.0 °

MECRP Delta Ze	0.0 mm	Rotation Delta B	5.0 °
Delta Xe	0.0 mm	Delta A	0.0 °
Delta Ye	0.0 mm	Delta C	0.0 °
Delta Ze	0.0 mm	Delta B	0.0 °
Ym	-0.3 mm	Ear Type	3.3 Coordinates

Mounting: Right Ear
 Force to apply: 2.0 N, Force reached: 1.9 N

Output Equalization/Filter

Mouth Eq. Ch.1: HATS 1 (HMS II.3)

Analysis

Direction	Out 2 -> In 2	Range length	12000.00 ms
Range start	200.00 ms	FIR filter	drp2ff_ieee1652
Use FIR Filter	Ch2	Margin (15.9dB nom)	
Bandpass filter	Narrow Band		
15.90 dB			

Special Features

Show source signal Source ch.2
 Compensate delay 163.8000 ms (D_RCV_NB, Delay (Cross))

labCORE Settings

labCORE Serial	77000207	Nickname	
Firmware	3.4.17	Sync Source	Internal
Clock Pitch	0.00 ppm		

labCORE Routing

Out Channel 1 -> Power Amp. (Slot 10) 1 -> HATS 1 (HMS II.3) Speaker
 Out Channel 2 -> Analog Out 1/2 2 -> Radio Tester 1 (CMW500) In
 In Channel 1 <- Analog In 1/2 In 1 <- Radio Tester 1 (CMW500) Out
 In Channel 2 <- BEQ Filter 1 R <- Mic Amp. (Slot 6) In 2 <- HATS 1 (HMS II.3) Mic. Right

Analog In Mainboard Settings (Analog In 1/2)

Range Ch. 1	0.00 dB	Ch. 0 Float	On
Range Ch. 2	0.00 dB	Ch. 1 Float	On

Analog Out Mainboard Settings (Analog Out 1/2)

Range Ch. 1	0.00 dB	Range Ch. 2	0.00 dB
-------------	---------	-------------	---------

Microphone Settings (Mic Amp. (Slot 6))

Channel In 1 Settings
 Range 114 dB[SPL] @ 12.5 mV/Pa Highpass Off
 Polarisation Voltage200V Supply Voltage ±60V
 Channel In 2 Settings
 Range 114 dB[SPL] @ 12.5 mV/Pa Highpass 20Hz
 Polarisation Voltage200V Supply Voltage ±60V
 Channel In 3 Settings
 Range 114 dB[SPL] @ 12.5 mV/Pa Highpass Off
 Polarisation Voltage200V Supply Voltage ±60V
 Channel In 4 Settings
 Range 114 dB[SPL] @ 12.5 mV/Pa Highpass Off
 Polarisation Voltage200V Supply Voltage ±60V

BEQ Settings (BEQ Filter 1)

Block mode Bypass

Artificial Head Settings (HATS 1 (HMS II.3))

Ser. Nr.	12306613	Pinna Type	Type 3.3
----------	----------	------------	----------

HIB Settings

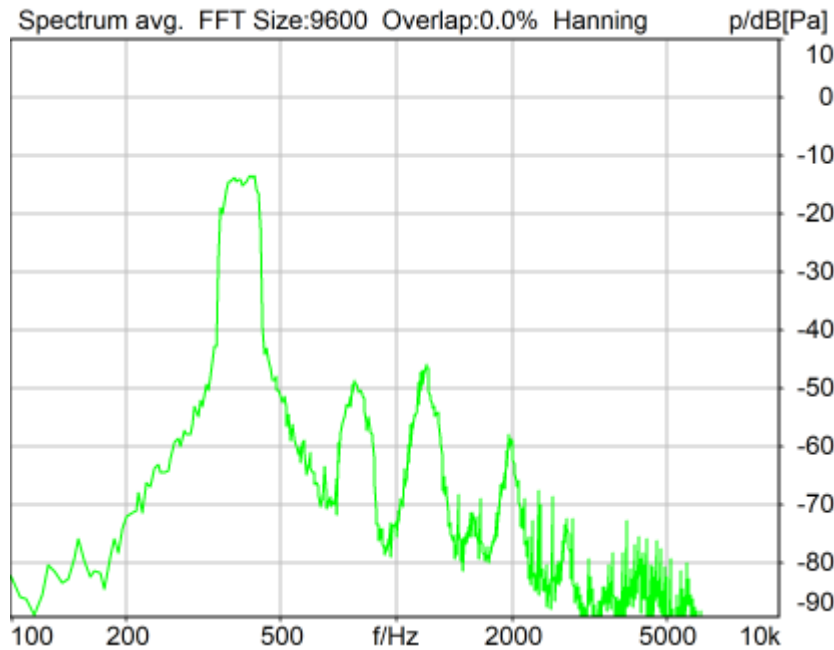
HIB Name	60020095	Serial	60020095
HIB Mode	Mobile Measurement	Impedance	32 Ohm
Gain out 1	-40.00 dB	Gain out 2	0.00 dB
Gain in 1	0.00 dB	Gain in 2	0.00 dB

Mic 1 Power Supply Off

Mic 2 Power Supply Off

5.2 RCV Distortion and Noise - 400 Hz NB

TIA-5050 (2018-01) \ Measurements \ Narrowband \ 5.2 Receive Distortion and Noise 8N



Distortion (Noise) RCV (packed): 29.92 dB (3.19%) Ok

Ok

2024/1/16 15:56 ACQUA 5.1.200

Unmodified HEAD acoustics Measurement Descriptor

Limits

	lower
Run 1	20.00 dB

Meas. Setting off

Underlying Standard: TIA-5050 (2018-01)

Database Version: 40_HAC_Suite_Rev03

Source: act_rpn_b250ms_400hz_sr20dbm0_v02.dat

Level adj. Ch1 -90.0 dB

Calibration

Input ch.2: 0.49 dB 2023/11/1 (HATS 1 (HMS II.3))

Output ch.2: 0.00 dB 2023/6/27 (Radio Tester 1 (CMW500))

HHP IV Settings (Setting: STD:(0,0,0) rel AHP)

MECRP Delta Ye	0.0 mm	Rotation Delta A	0.0 °
MECRP Delta Ze	0.0 mm	Rotation Delta C	0.0 °
Delta Xe	0.0 mm	Rotation Delta B	5.0 °
Delta Ye	0.0 mm	Delta A	0.0 °
		Delta C	0.0 °

Delta Ze	0.0 mm	Delta B	0.0 °
Ym	-3.6 mm	Ear Type	3.3 Coordinates

Mounting: Right Ear
 Force to apply: 8.0 N, Force reached: 8.0 N

Output Equalization/Filter

Mouth Eq. Ch.1: HATS 1 (HMS II.3)

Analysis

Direction	Out 2 -> In 2	Range length	200.00 ms
Range start	13550.00 ms	Sequence length	400.00 ms
Number of seq.	10	FIR filter	drp2ff_ieee1652
Use FIR Filter	Ch2	DRP/ERP Ch.2:	Off
DRP/ERP Ch.1:	Off	Frequency base	Transformation
FFT size	9600	Overlap	0 %
Window function.	Hanning	Smooth	Off
dB weighting	A Weighting	Stimulus max.	480.0 Hz
Stimulus min.	320.0 Hz	Analysis max.	315.0 Hz
Analysis min.	20.0 Hz	Analysis (2) max.	20000.0 Hz
Analysis (2) min.	485.0 Hz		

Special Features

Compensate delay 163.8000 ms (D_RCV_NB, Delay (Cross))
 Store to variable RCVNB10_400Hz

labCORE Settings

labCORE Serial	77000207	Nickname	
Firmware	3.4.17	Sync Source	Internal
Clock Pitch	0.00 ppm		

labCORE Routing

Out Channel 1 -> Power Amp. (Slot 10) 1 -> HATS 1 (HMS II.3) Speaker
 Out Channel 2 -> Analog Out 1/2 2 -> Radio Tester 1 (CMW500) In
 In Channel 1 <- Analog In 1/2 In 1 <- Radio Tester 1 (CMW500) Out
 In Channel 2 <- BEQ Filter 1 R <- Mic Amp. (Slot 6) In 2 <- HATS 1 (HMS II.3) Mic. Right

Analog In Mainboard Settings (Analog In 1/2)

Range Ch. 1	0.00 dB	Ch. 0 Float	On
Range Ch. 2	0.00 dB	Ch. 1 Float	On

Analog Out Mainboard Settings (Analog Out 1/2)

Range Ch. 1	0.00 dB	Range Ch. 2	0.00 dB
-------------	---------	-------------	---------

Microphone Settings (Mic Amp. (Slot 6))

Channel In 1 Settings
 Range 114 dB[SPL] @ 12.5 mV/Pa Highpass Off
 Polarisation Voltage200V Supply Voltage ±60V
 Channel In 2 Settings
 Range 114 dB[SPL] @ 12.5 mV/Pa Highpass 20Hz
 Polarisation Voltage200V Supply Voltage ±60V
 Channel In 3 Settings
 Range 114 dB[SPL] @ 12.5 mV/Pa Highpass Off
 Polarisation Voltage200V Supply Voltage ±60V
 Channel In 4 Settings
 Range 114 dB[SPL] @ 12.5 mV/Pa Highpass Off
 Polarisation Voltage200V Supply Voltage ±60V

BEQ Settings (BEQ Filter 1)

Block mode Bypass

Artificial Head Settings (HATS 1 (HMS II.3))

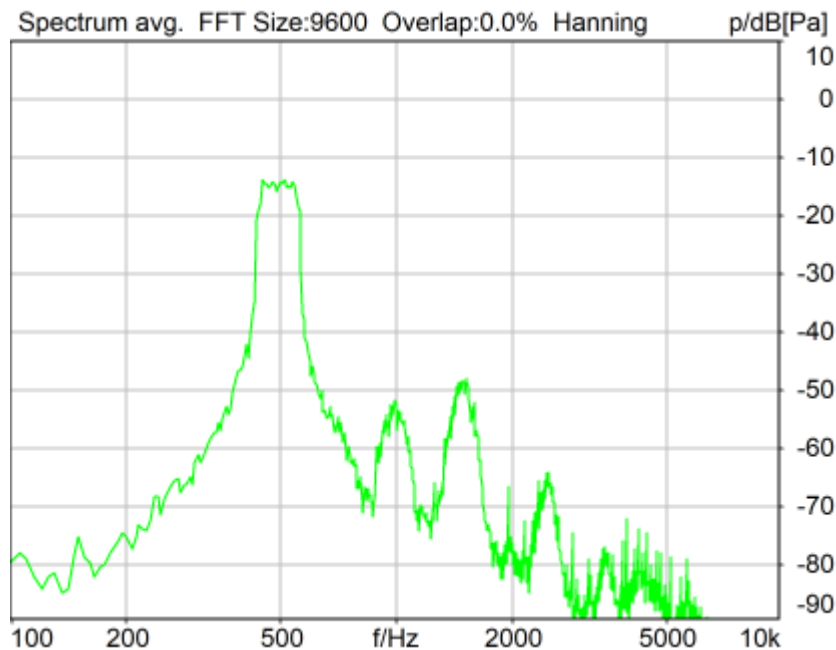
Ser. Nr.	12306613	Pinna Type	Type 3.3
----------	----------	------------	----------

HIB Settings

HIB Name	60020095	Serial	60020095
HIB Mode	Mobile Measurement	Impedance	32 Ohm
Gain out 1	-40.00 dB	Gain out 2	0.00 dB
Gain in 1	0.00 dB	Gain in 2	0.00 dB
Mic 1 Power Supply	Off	Mic 2 Power Supply	Off

5.2 RCV Distortion and Noise - 500 Hz NB

TIA-5050 (2018-01) \ Measurements \ Narrowband \ 5.2 Receive Distortion and Noise 8N



Distortion (Noise) RCV (packed): 30.12 dB (3.12%) Ok

Ok

2024/1/16 15:56 ACQUA 5.1.200

Unmodified HEAD acoustics Measurement Descriptor

Limits

	lower
Run 1	20.00 dB

Meas. Setting off

Underlying Standard: TIA-5050 (2018-01)

Database Version: 40_HAC_Suite_Rev03

Source: act_rpn_b250ms_500hz_sr20dbm0_v02.dat

Level adj. Ch1 -90.0 dB

Calibration

Input ch.2: 0.49 dB 2023/11/1 (HATS 1 (HMS II.3))

Output ch.2: 0.00 dB 2023/6/27 (Radio Tester 1 (CMW500))

HHP IV Settings (Setting: STD:(0,0,0) rel AHP)

MECRP Delta Ye	0.0 mm	Rotation Delta A	0.0 °
MECRP Delta Ze	0.0 mm	Rotation Delta C	0.0 °
Delta Xe	0.0 mm	Rotation Delta B	5.0 °
Delta Ye	0.0 mm	Delta A	0.0 °
		Delta C	0.0 °

Delta Ze	0.0 mm	Delta B	0.0 °
Ym	-3.6 mm	Ear Type	3.3 Coordinates

Mounting: Right Ear
 Force to apply: 8.0 N, Force reached: 8.0 N

Output Equalization/Filter

Mouth Eq. Ch.1: HATS 1 (HMS II.3)

Analysis

Direction	Out 2 -> In 2	Range length	200.00 ms
Range start	13550.00 ms	Sequence length	400.00 ms
Number of seq.	10	FIR filter	drp2ff_ieee1652
Use FIR Filter	Ch2	DRP/ERP Ch.2:	Off
DRP/ERP Ch.1:	Off	Frequency base	Transformation
FFT size	9600	Overlap	0 %
Window function.	Hanning	Smooth	Off
dB weighting	A Weighting	Stimulus max.	595.0 Hz
Stimulus min.	410.0 Hz	Analysis max.	405.0 Hz
Analysis min.	20.0 Hz	Analysis (2) max.	20000.0 Hz
Analysis (2) min.	600.0 Hz		

Special Features

Compensate delay 163.8000 ms (D_RCV_NB, Delay (Cross))
 Store to variable RCVNB10_500Hz

labCORE Settings

labCORE Serial	77000207	Nickname	
Firmware	3.4.17	Sync Source	Internal
Clock Pitch	0.00 ppm		

labCORE Routing

Out Channel 1 -> Power Amp. (Slot 10) 1 -> HATS 1 (HMS II.3) Speaker
 Out Channel 2 -> Analog Out 1/2 2 -> Radio Tester 1 (CMW500) In
 In Channel 1 <- Analog In 1/2 In 1 <- Radio Tester 1 (CMW500) Out
 In Channel 2 <- BEQ Filter 1 R <- Mic Amp. (Slot 6) In 2 <- HATS 1 (HMS II.3) Mic. Right

Analog In Mainboard Settings (Analog In 1/2)

Range Ch. 1	0.00 dB	Ch. 0 Float	On
Range Ch. 2	0.00 dB	Ch. 1 Float	On

Analog Out Mainboard Settings (Analog Out 1/2)

Range Ch. 1	0.00 dB	Range Ch. 2	0.00 dB
-------------	---------	-------------	---------

Microphone Settings (Mic Amp. (Slot 6))

Channel In 1 Settings
 Range 114 dB[SPL] @ 12.5 mV/Pa Highpass Off
 Polarisation Voltage200V Supply Voltage ±60V
 Channel In 2 Settings
 Range 114 dB[SPL] @ 12.5 mV/Pa Highpass 20Hz
 Polarisation Voltage200V Supply Voltage ±60V
 Channel In 3 Settings
 Range 114 dB[SPL] @ 12.5 mV/Pa Highpass Off
 Polarisation Voltage200V Supply Voltage ±60V
 Channel In 4 Settings
 Range 114 dB[SPL] @ 12.5 mV/Pa Highpass Off
 Polarisation Voltage200V Supply Voltage ±60V

BEQ Settings (BEQ Filter 1)

Block mode Bypass

Artificial Head Settings (HATS 1 (HMS II.3))

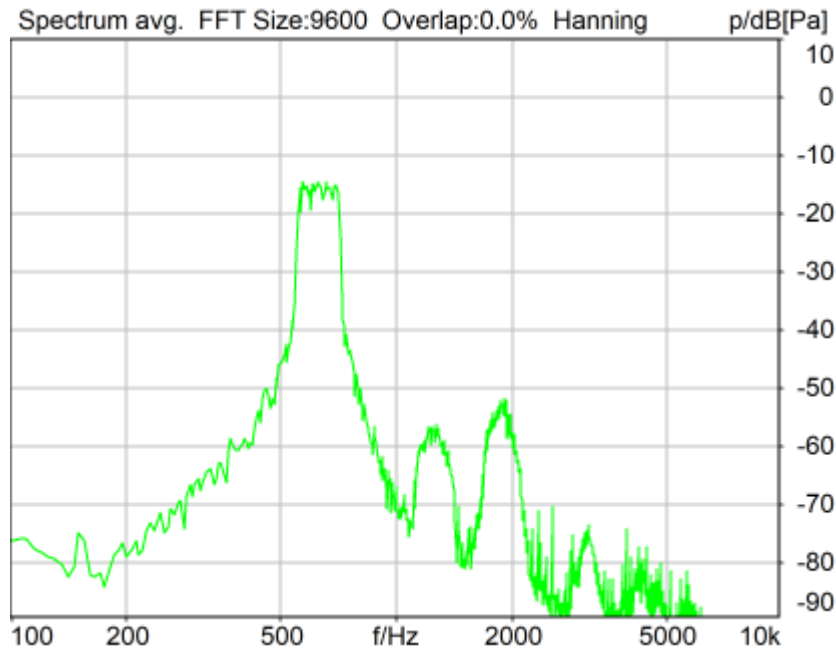
Ser. Nr.	12306613	Pinna Type	Type 3.3
----------	----------	------------	----------

HIB Settings

HIB Name	60020095	Serial	60020095
HIB Mode	Mobile Measurement	Impedance	32 Ohm
Gain out 1	-40.00 dB	Gain out 2	0.00 dB
Gain in 1	0.00 dB	Gain in 2	0.00 dB
Mic 1 Power Supply	Off	Mic 2 Power Supply	Off

5.2 RCV Distortion and Noise - 630 Hz NB

TIA-5050 (2018-01) \ Measurements \ Narrowband \ 5.2 Receive Distortion and Noise 8N



Distortion (Noise) RCV (packed): 30.61 dB (2.95%) Ok

Ok

2024/1/16 15:57 ACQUA 5.1.200

Unmodified HEAD acoustics Measurement Descriptor

Limits

	lower
Run 1	20.00 dB

Meas. Setting off

Underlying Standard: TIA-5050 (2018-01)

Database Version: 40_HAC_Suite_Rev03

Source: act_rpn_b250ms_630hz_sr20dbm0_v02.dat

Level adj. Ch1 -90.0 dB

Calibration

Input ch.2: 0.49 dB 2023/11/1 (HATS 1 (HMS II.3))

Output ch.2: 0.00 dB 2023/6/27 (Radio Tester 1 (CMW500))

HHP IV Settings (Setting: STD:(0,0,0) rel AHP)

MECRP Delta Ye	0.0 mm	Rotation Delta A	0.0 °
MECRP Delta Ze	0.0 mm	Rotation Delta C	0.0 °
Delta Xe	0.0 mm	Rotation Delta B	5.0 °
Delta Ye	0.0 mm	Delta A	0.0 °
		Delta C	0.0 °

Delta Ze	0.0 mm	Delta B	0.0 °
Ym	-3.6 mm	Ear Type	3.3 Coordinates

Mounting: Right Ear
 Force to apply: 8.0 N, Force reached: 8.0 N

Output Equalization/Filter

Mouth Eq. Ch.1: HATS 1 (HMS II.3)

Analysis

Direction	Out 2 -> In 2	Range length	200.00 ms
Range start	13550.00 ms	Sequence length	400.00 ms
Number of seq.	10	FIR filter	drp2ff_ieee1652
Use FIR Filter	Ch2	DRP/ERP Ch.2:	Off
DRP/ERP Ch.1:	Off	Frequency base	Transformation
FFT size	9600	Overlap	0 %
Window function.	Hanning	Smooth	Off
dB weighting	A Weighting	Stimulus max.	745.0 Hz
Stimulus min.	525.0 Hz	Analysis max.	520.0 Hz
Analysis min.	20.0 Hz	Analysis (2) max.	20000.0 Hz
Analysis (2) min.	750.0 Hz		

Special Features

Compensate delay 163.8000 ms (D_RCV_NB, Delay (Cross))
 Store to variable RCVNB10_630Hz

labCORE Settings

labCORE Serial	77000207	Nickname	
Firmware	3.4.17	Sync Source	Internal
Clock Pitch	0.00 ppm		

labCORE Routing

Out Channel 1 -> Power Amp. (Slot 10) 1 -> HATS 1 (HMS II.3) Speaker
 Out Channel 2 -> Analog Out 1/2 2 -> Radio Tester 1 (CMW500) In
 In Channel 1 <- Analog In 1/2 In 1 <- Radio Tester 1 (CMW500) Out
 In Channel 2 <- BEQ Filter 1 R <- Mic Amp. (Slot 6) In 2 <- HATS 1 (HMS II.3) Mic. Right

Analog In Mainboard Settings (Analog In 1/2)

Range Ch. 1	0.00 dB	Ch. 0 Float	On
Range Ch. 2	0.00 dB	Ch. 1 Float	On

Analog Out Mainboard Settings (Analog Out 1/2)

Range Ch. 1	0.00 dB	Range Ch. 2	0.00 dB
-------------	---------	-------------	---------

Microphone Settings (Mic Amp. (Slot 6))

Channel In 1 Settings
 Range 114 dB[SPL] @ 12.5 mV/Pa Highpass Off
 Polarisation Voltage200V Supply Voltage ±60V
 Channel In 2 Settings
 Range 114 dB[SPL] @ 12.5 mV/Pa Highpass 20Hz
 Polarisation Voltage200V Supply Voltage ±60V
 Channel In 3 Settings
 Range 114 dB[SPL] @ 12.5 mV/Pa Highpass Off
 Polarisation Voltage200V Supply Voltage ±60V
 Channel In 4 Settings
 Range 114 dB[SPL] @ 12.5 mV/Pa Highpass Off
 Polarisation Voltage200V Supply Voltage ±60V

BEQ Settings (BEQ Filter 1)

Block mode Bypass

Artificial Head Settings (HATS 1 (HMS II.3))

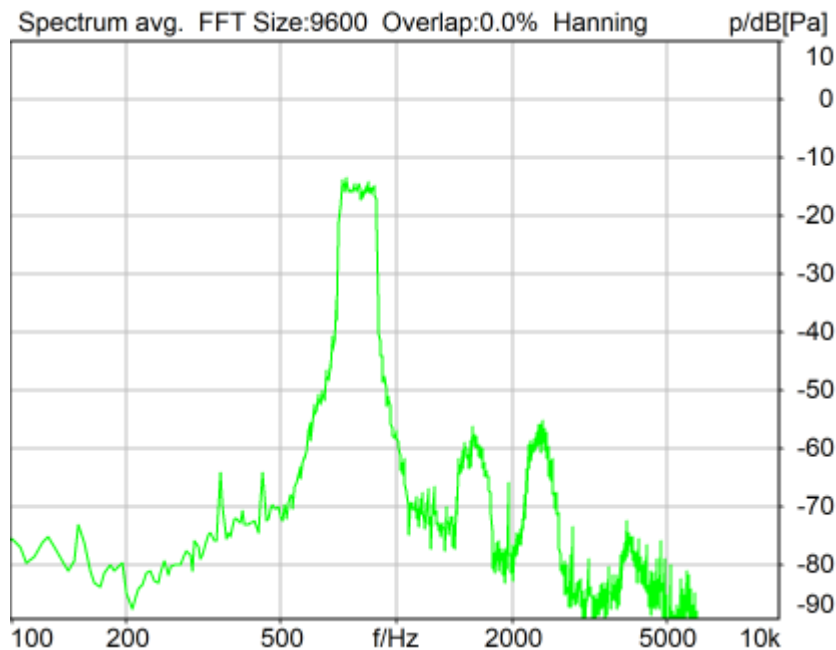
Ser. Nr.	12306613	Pinna Type	Type 3.3
----------	----------	------------	----------

HIB Settings

HIB Name	60020095	Serial	60020095
HIB Mode	Mobile Measurement	Impedance	32 Ohm
Gain out 1	-40.00 dB	Gain out 2	0.00 dB
Gain in 1	0.00 dB	Gain in 2	0.00 dB
Mic 1 Power Supply	Off	Mic 2 Power Supply	Off

5.2 RCV Distortion and Noise - 800 Hz NB

TIA-5050 (2018-01) \ Measurements \ Narrowband \ 5.2 Receive Distortion and Noise 8N



Distortion (Noise) RCV (packed): 34.55 dB (1.87%) Ok

Ok

2024/1/16 15:57 ACQUA 5.1.200

Unmodified HEAD acoustics Measurement Descriptor

Limits

	lower
Run 1	20.00 dB

Meas. Setting off

Underlying Standard: TIA-5050 (2018-01)

Database Version: 40_HAC_Suite_Rev03

Source: act_rpn_b250ms_800hz_sr20dbm0_v02.dat

Level adj. Ch1 -90.0 dB

Calibration

Input ch.2: 0.49 dB 2023/11/1 (HATS 1 (HMS II.3))

Output ch.2: 0.00 dB 2023/6/27 (Radio Tester 1 (CMW500))

HHP IV Settings (Setting: STD:(0,0,0) rel AHP)

MECRP Delta Ye	0.0 mm	Rotation Delta A	0.0 °
MECRP Delta Ze	0.0 mm	Rotation Delta C	0.0 °
Delta Xe	0.0 mm	Rotation Delta B	5.0 °
Delta Ye	0.0 mm	Delta A	0.0 °
		Delta C	0.0 °

Delta Ze	0.0 mm	Delta B	0.0 °
Ym	-3.6 mm	Ear Type	3.3 Coordinates

Mounting: Right Ear
 Force to apply: 8.0 N, Force reached: 8.0 N

Output Equalization/Filter

Mouth Eq. Ch.1: HATS 1 (HMS II.3)

Analysis

Direction	Out 2 -> In 2	Range length	200.00 ms
Range start	13550.00 ms	Sequence length	400.00 ms
Number of seq.	10	FIR filter	drp2ff_ieee1652
Use FIR Filter	Ch2	DRP/ERP Ch.2:	Off
DRP/ERP Ch.1:	Off	Frequency base	Transformation
FFT size	9600	Overlap	0 %
Window function.	Hanning	Smooth	Off
dB weighting	A Weighting	Stimulus max.	925.0 Hz
Stimulus min.	675.0 Hz	Analysis max.	670.0 Hz
Analysis min.	20.0 Hz	Analysis (2) max.	20000.0 Hz
Analysis (2) min.	930.0 Hz		

Special Features

Compensate delay 163.8000 ms (D_RCV_NB, Delay (Cross))
 Store to variable RCVNB10_800Hz

labCORE Settings

labCORE Serial	77000207	Nickname	
Firmware	3.4.17	Sync Source	Internal
Clock Pitch	0.00 ppm		

labCORE Routing

Out Channel 1 -> Power Amp. (Slot 10) 1 -> HATS 1 (HMS II.3) Speaker
 Out Channel 2 -> Analog Out 1/2 2 -> Radio Tester 1 (CMW500) In
 In Channel 1 <- Analog In 1/2 In 1 <- Radio Tester 1 (CMW500) Out
 In Channel 2 <- BEQ Filter 1 R <- Mic Amp. (Slot 6) In 2 <- HATS 1 (HMS II.3) Mic. Right

Analog In Mainboard Settings (Analog In 1/2)

Range Ch. 1	0.00 dB	Ch. 0 Float	On
Range Ch. 2	0.00 dB	Ch. 1 Float	On

Analog Out Mainboard Settings (Analog Out 1/2)

Range Ch. 1	0.00 dB	Range Ch. 2	0.00 dB
-------------	---------	-------------	---------

Microphone Settings (Mic Amp. (Slot 6))

Channel In 1 Settings
 Range 114 dB[SPL] @ 12.5 mV/Pa Highpass Off
 Polarisation Voltage200V Supply Voltage ±60V
 Channel In 2 Settings
 Range 114 dB[SPL] @ 12.5 mV/Pa Highpass 20Hz
 Polarisation Voltage200V Supply Voltage ±60V
 Channel In 3 Settings
 Range 114 dB[SPL] @ 12.5 mV/Pa Highpass Off
 Polarisation Voltage200V Supply Voltage ±60V
 Channel In 4 Settings
 Range 114 dB[SPL] @ 12.5 mV/Pa Highpass Off
 Polarisation Voltage200V Supply Voltage ±60V

BEQ Settings (BEQ Filter 1)

Block mode Bypass

Artificial Head Settings (HATS 1 (HMS II.3))

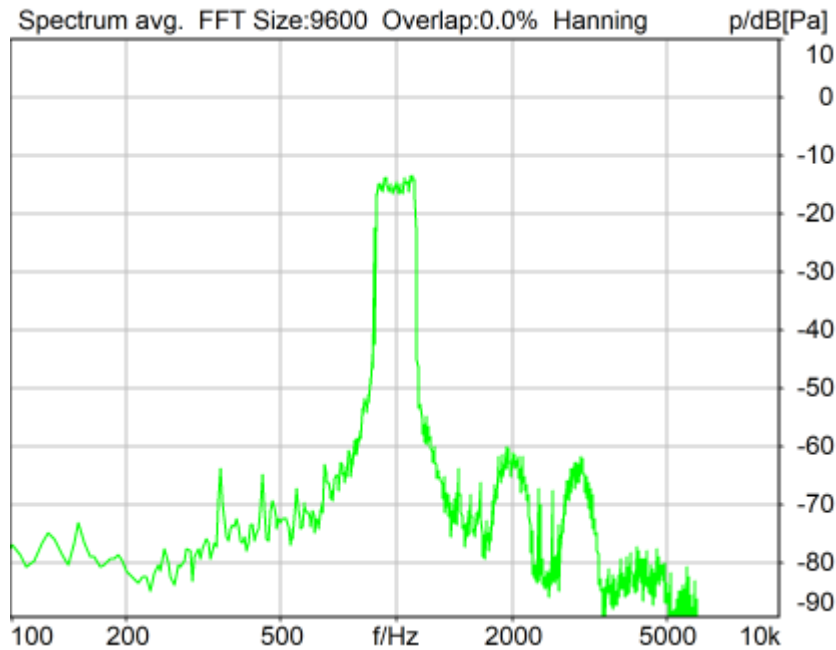
Ser. Nr.	12306613	Pinna Type	Type 3.3
----------	----------	------------	----------

HIB Settings

HIB Name	60020095	Serial	60020095
HIB Mode	Mobile Measurement	Impedance	32 Ohm
Gain out 1	-40.00 dB	Gain out 2	0.00 dB
Gain in 1	0.00 dB	Gain in 2	0.00 dB
Mic 1 Power Supply	Off	Mic 2 Power Supply	Off

5.2 RCV Distortion and Noise - 1000 Hz NB

TIA-5050 (2018-01) \ Measurements \ Narrowband \ 5.2 Receive Distortion and Noise 8N



Distortion (Noise) RCV (packed): 39.08 dB (1.11%) Ok

Ok

2024/1/16 15:58 ACQUA 5.1.200

Unmodified HEAD acoustics Measurement Descriptor

Limits

	lower
Run 1	20.00 dB

Meas. Setting off

Underlying Standard: TIA-5050 (2018-01)

Database Version: 40_HAC_Suite_Rev03

Source: act_rpn_b250ms_1000hz_sr20dbm0_v02.dat

Level adj. Ch1 -90.0 dB

Calibration

Input ch.2: 0.49 dB 2023/11/1 (HATS 1 (HMS II.3))

Output ch.2: 0.00 dB 2023/6/27 (Radio Tester 1 (CMW500))

HHP IV Settings (Setting: STD:(0,0,0) rel AHP)

MECRP Delta Ye	0.0 mm	Rotation Delta A	0.0 °
MECRP Delta Ze	0.0 mm	Rotation Delta C	0.0 °
Delta Xe	0.0 mm	Rotation Delta B	5.0 °
Delta Ye	0.0 mm	Delta A	0.0 °
		Delta C	0.0 °

Delta Ze	0.0 mm	Delta B	0.0 °
Ym	-3.6 mm	Ear Type	3.3 Coordinates

Mounting: Right Ear
 Force to apply: 8.0 N, Force reached: 8.0 N

Output Equalization/Filter

Mouth Eq. Ch.1: HATS 1 (HMS II.3)

Analysis

Direction	Out 2 -> In 2	Range length	200.00 ms
Range start	13550.00 ms	Sequence length	400.00 ms
Number of seq.	10	FIR filter	drp2ff_ieee1652
Use FIR Filter	Ch2	DRP/ERP Ch.2:	Off
DRP/ERP Ch.1:	Off	Frequency base	Transformation
FFT size	9600	Overlap	0 %
Window function.	Hanning	Smooth	Off
dB weighting	A Weighting	Stimulus max.	1155.0 Hz
Stimulus min.	855.0 Hz	Analysis max.	850.0 Hz
Analysis min.	20.0 Hz	Analysis (2) max.	20000.0 Hz
Analysis (2) min.	1160.0 Hz		

Special Features

Compensate delay 163.8000 ms (D_RCV_NB, Delay (Cross))
 Store to variable RCVNB10_1000Hz

labCORE Settings

labCORE Serial	77000207	Nickname	
Firmware	3.4.17	Sync Source	Internal
Clock Pitch	0.00 ppm		

labCORE Routing

Out Channel 1 -> Power Amp. (Slot 10) 1 -> HATS 1 (HMS II.3) Speaker
 Out Channel 2 -> Analog Out 1/2 2 -> Radio Tester 1 (CMW500) In
 In Channel 1 <- Analog In 1/2 In 1 <- Radio Tester 1 (CMW500) Out
 In Channel 2 <- BEQ Filter 1 R <- Mic Amp. (Slot 6) In 2 <- HATS 1 (HMS II.3) Mic. Right

Analog In Mainboard Settings (Analog In 1/2)

Range Ch. 1	0.00 dB	Ch. 0 Float	On
Range Ch. 2	0.00 dB	Ch. 1 Float	On

Analog Out Mainboard Settings (Analog Out 1/2)

Range Ch. 1	0.00 dB	Range Ch. 2	0.00 dB
-------------	---------	-------------	---------

Microphone Settings (Mic Amp. (Slot 6))

Channel In 1 Settings
 Range 114 dB[SPL] @ 12.5 mV/Pa Highpass Off
 Polarisation Voltage200V Supply Voltage ±60V
 Channel In 2 Settings
 Range 114 dB[SPL] @ 12.5 mV/Pa Highpass 20Hz
 Polarisation Voltage200V Supply Voltage ±60V
 Channel In 3 Settings
 Range 114 dB[SPL] @ 12.5 mV/Pa Highpass Off
 Polarisation Voltage200V Supply Voltage ±60V
 Channel In 4 Settings
 Range 114 dB[SPL] @ 12.5 mV/Pa Highpass Off
 Polarisation Voltage200V Supply Voltage ±60V

BEQ Settings (BEQ Filter 1)

Block mode Bypass

Artificial Head Settings (HATS 1 (HMS II.3))

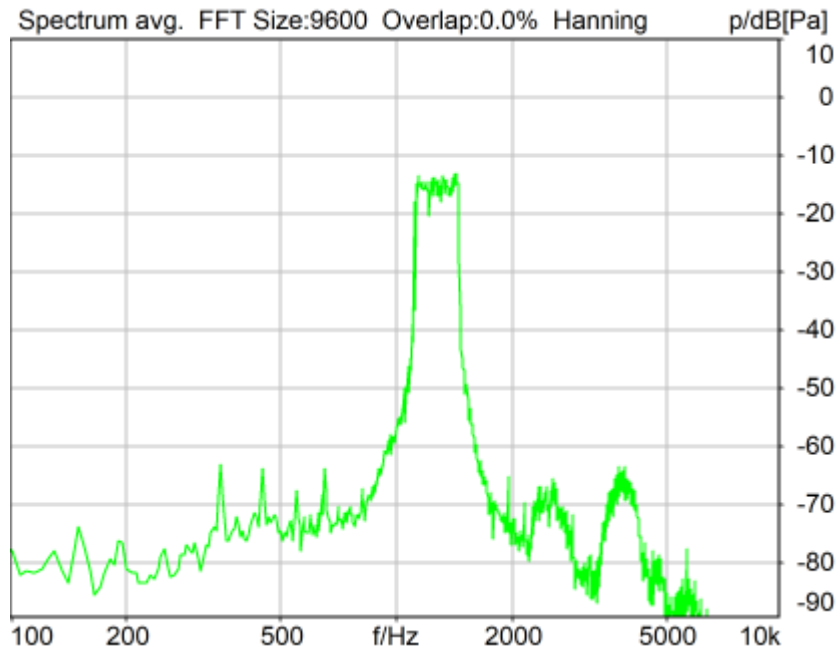
Ser. Nr.	12306613	Pinna Type	Type 3.3
----------	----------	------------	----------

HIB Settings

HIB Name	60020095	Serial	60020095
HIB Mode	Mobile Measurement	Impedance	32 Ohm
Gain out 1	-40.00 dB	Gain out 2	0.00 dB
Gain in 1	0.00 dB	Gain in 2	0.00 dB
Mic 1 Power Supply	Off	Mic 2 Power Supply	Off

5.2 RCV Distortion and Noise - 1250 Hz NB

TIA-5050 (2018-01) \ Measurements \ Narrowband \ 5.2 Receive Distortion and Noise 8N



Distortion (Noise) RCV (packed): 29.09 dB (3.51%) Ok

Ok

2024/1/16 15:58 ACQUA 5.1.200

Unmodified HEAD acoustics Measurement Descriptor

Limits

	lower
Run 1	20.00 dB

Meas. Setting off

Underlying Standard: TIA-5050 (2018-01)

Database Version: 40_HAC_Suite_Rev03

Source: act_rpn_b250ms_1250hz_sr20dbm0_v02.dat

Level adj. Ch1 -90.0 dB

Calibration

Input ch.2: 0.49 dB 2023/11/1 (HATS 1 (HMS II.3))

Output ch.2: 0.00 dB 2023/6/27 (Radio Tester 1 (CMW500))

HHP IV Settings (Setting: STD:(0,0,0) rel AHP)

MECRP Delta Ye	0.0 mm	Rotation Delta A	0.0 °
MECRP Delta Ze	0.0 mm	Rotation Delta C	0.0 °
Delta Xe	0.0 mm	Rotation Delta B	5.0 °
Delta Ye	0.0 mm	Delta A	0.0 °
		Delta C	0.0 °

Delta Ze	0.0 mm	Delta B	0.0 °
Ym	-3.6 mm	Ear Type	3.3 Coordinates

Mounting: Right Ear
 Force to apply: 8.0 N, Force reached: 8.0 N

Output Equalization/Filter

Mouth Eq. Ch.1: HATS 1 (HMS II.3)

Analysis

Direction	Out 2 -> In 2		
Range start	13550.00 ms	Range length	200.00 ms
Number of seq.	10	Sequence length	400.00 ms
Use FIR Filter	Ch2	FIR filter	drp2ff_ieee1652
DRP/ERP Ch.1:	Off	DRP/ERP Ch.2:	Off
Frequency base	Transformation		
FFT size	9600	Overlap	0 %
Window function.	Hanning	Smooth	Off
dB weighting	A Weighting		
Stimulus min.	1085.0 Hz	Stimulus max.	1450.0 Hz
Analysis min.	20.0 Hz	Analysis max.	1080.0 Hz
Analysis (2) min.	1455.0 Hz	Analysis (2) max.	20000.0 Hz

Special Features

Compensate delay 163.8000 ms (D_RCV_NB, Delay (Cross))
 Store to variable RCVNB10_1250Hz

labCORE Settings

labCORE Serial	77000207	Nickname	
Firmware	3.4.17	Sync Source	Internal
Clock Pitch	0.00 ppm		

labCORE Routing

Out Channel 1 -> Power Amp. (Slot 10) 1 -> HATS 1 (HMS II.3) Speaker
 Out Channel 2 -> Analog Out 1/2 2 -> Radio Tester 1 (CMW500) In
 In Channel 1 <- Analog In 1/2 In 1 <- Radio Tester 1 (CMW500) Out
 In Channel 2 <- BEQ Filter 1 R <- Mic Amp. (Slot 6) In 2 <- HATS 1 (HMS II.3) Mic. Right

 Analog In Mainboard Settings (Analog In 1/2)

Range Ch. 1	0.00 dB	Ch. 0 Float	On
Range Ch. 2	0.00 dB	Ch. 1 Float	On

 Analog Out Mainboard Settings (Analog Out 1/2)

Range Ch. 1	0.00 dB	Range Ch. 2	0.00 dB
-------------	---------	-------------	---------

 Microphone Settings (Mic Amp. (Slot 6))

Channel In 1 Settings
 Range 114 dB[SPL] @ 12.5 mV/Pa Highpass Off
 Polarisation Voltage200V Supply Voltage ±60V

Channel In 2 Settings
 Range 114 dB[SPL] @ 12.5 mV/Pa Highpass 20Hz
 Polarisation Voltage200V Supply Voltage ±60V

Channel In 3 Settings
 Range 114 dB[SPL] @ 12.5 mV/Pa Highpass Off
 Polarisation Voltage200V Supply Voltage ±60V

Channel In 4 Settings
 Range 114 dB[SPL] @ 12.5 mV/Pa Highpass Off
 Polarisation Voltage200V Supply Voltage ±60V

 BEQ Settings (BEQ Filter 1)

Block mode Bypass

 Artificial Head Settings (HATS 1 (HMS II.3))

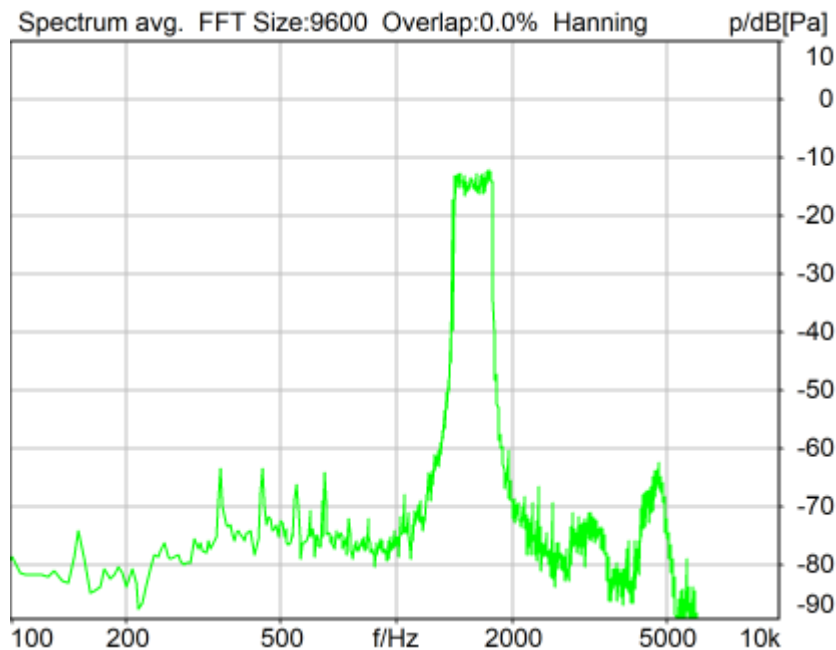
Ser. Nr.	12306613	Pinna Type	Type 3.3
----------	----------	------------	----------

HIB Settings

HIB Name	60020095	Serial	60020095
HIB Mode	Mobile Measurement	Impedance	32 Ohm
Gain out 1	-40.00 dB	Gain out 2	0.00 dB
Gain in 1	0.00 dB	Gain in 2	0.00 dB
Mic 1 Power Supply	Off	Mic 2 Power Supply	Off

5.2 RCV Distortion and Noise - 1600 Hz NB

TIA-5050 (2018-01) \ Measurements \ Narrowband \ 5.2 Receive Distortion and Noise 8N



Distortion (Noise) RCV (packed): 41.82 dB (0.81%) Ok

Ok

2024/1/16 15:58 ACQUA 5.1.200

Unmodified HEAD acoustics Measurement Descriptor

Limits

	lower
Run 1	20.00 dB

Meas. Setting off

Underlying Standard: TIA-5050 (2018-01)

Database Version: 40_HAC_Suite_Rev03

Source: act_rpn_b250ms_1600hz_sr20dbm0_v02.dat

Level adj. Ch1 -90.0 dB

Calibration

Input ch.2: 0.49 dB 2023/11/1 (HATS 1 (HMS II.3))

Output ch.2: 0.00 dB 2023/6/27 (Radio Tester 1 (CMW500))

HHP IV Settings (Setting: STD:(0,0,0) rel AHP)

MECRP Delta Ye	0.0 mm	Rotation Delta A	0.0 °
MECRP Delta Ze	0.0 mm	Rotation Delta C	0.0 °
Delta Xe	0.0 mm	Rotation Delta B	5.0 °
Delta Ye	0.0 mm	Delta A	0.0 °
		Delta C	0.0 °

Delta Ze	0.0 mm	Delta B	0.0 °
Ym	-3.6 mm	Ear Type	3.3 Coordinates

Mounting: Right Ear
 Force to apply: 8.0 N, Force reached: 8.0 N

Output Equalization/Filter

Mouth Eq. Ch.1: HATS 1 (HMS II.3)

Analysis

Direction	Out 2 -> In 2		
Range start	13550.00 ms	Range length	200.00 ms
Number of seq.	10	Sequence length	400.00 ms
Use FIR Filter	Ch2	FIR filter	drp2ff_ieee1652
DRP/ERP Ch.1:	Off	DRP/ERP Ch.2:	Off
Frequency base	Transformation		
FFT size	9600	Overlap	0 %
Window function.	Hanning	Smooth	Off
dB weighting	A Weighting		
Stimulus min.	1375.0 Hz	Stimulus max.	1815.0 Hz
Analysis min.	20.0 Hz	Analysis max.	1370.0 Hz
Analysis (2) min.	1820.0 Hz	Analysis (2) max.	20000.0 Hz

Special Features

Compensate delay 163.8000 ms (D_RCV_NB, Delay (Cross))
 Store to variable RCVNB10_1600Hz

labCORE Settings

labCORE Serial	77000207	Nickname	
Firmware	3.4.17	Sync Source	Internal
Clock Pitch	0.00 ppm		

labCORE Routing

Out Channel 1 -> Power Amp. (Slot 10) 1 -> HATS 1 (HMS II.3) Speaker
 Out Channel 2 -> Analog Out 1/2 2 -> Radio Tester 1 (CMW500) In
 In Channel 1 <- Analog In 1/2 In 1 <- Radio Tester 1 (CMW500) Out
 In Channel 2 <- BEQ Filter 1 R <- Mic Amp. (Slot 6) In 2 <- HATS 1 (HMS II.3) Mic. Right

Analog In Mainboard Settings (Analog In 1/2)

Range Ch. 1	0.00 dB	Ch. 0 Float	On
Range Ch. 2	0.00 dB	Ch. 1 Float	On

Analog Out Mainboard Settings (Analog Out 1/2)

Range Ch. 1	0.00 dB	Range Ch. 2	0.00 dB
-------------	---------	-------------	---------

Microphone Settings (Mic Amp. (Slot 6))

Channel In 1 Settings
 Range 114 dB[SPL] @ 12.5 mV/Pa Highpass Off
 Polarisation Voltage200V Supply Voltage ±60V

Channel In 2 Settings
 Range 114 dB[SPL] @ 12.5 mV/Pa Highpass 20Hz
 Polarisation Voltage200V Supply Voltage ±60V

Channel In 3 Settings
 Range 114 dB[SPL] @ 12.5 mV/Pa Highpass Off
 Polarisation Voltage200V Supply Voltage ±60V

Channel In 4 Settings
 Range 114 dB[SPL] @ 12.5 mV/Pa Highpass Off
 Polarisation Voltage200V Supply Voltage ±60V

BEQ Settings (BEQ Filter 1)

Block mode Bypass

Artificial Head Settings (HATS 1 (HMS II.3))

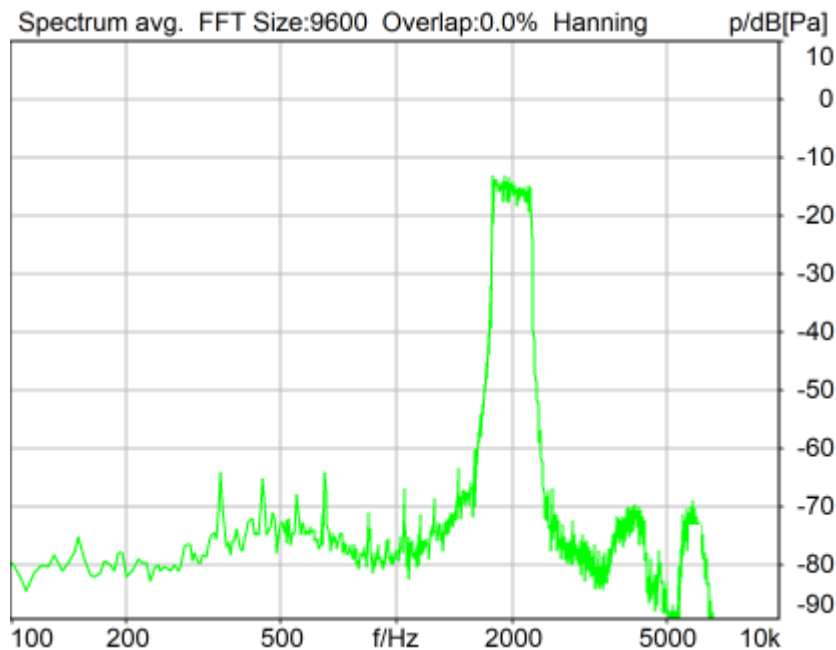
Ser. Nr.	12306613	Pinna Type	Type 3.3
----------	----------	------------	----------

HIB Settings

HIB Name	60020095	Serial	60020095
HIB Mode	Mobile Measurement	Impedance	32 Ohm
Gain out 1	-40.00 dB	Gain out 2	0.00 dB
Gain in 1	0.00 dB	Gain in 2	0.00 dB
Mic 1 Power Supply	Off	Mic 2 Power Supply	Off

5.2 RCV Distortion and Noise - 2000 Hz NB

TIA-5050 (2018-01) \ Measurements \ Narrowband \ 5.2 Receive Distortion and Noise 8N



Distortion (Noise) RCV (packed): 35.68 dB (1.65%) Ok

Ok

2024/1/16 15:59 ACQUA 5.1.200

Unmodified HEAD acoustics Measurement Descriptor

Limits

	lower
Run 1	20.00 dB

Meas. Setting off

Underlying Standard: TIA-5050 (2018-01)

Database Version: 40_HAC_Suite_Rev03

Source: act_rpn_b250ms_2000hz_sr20dbm0_v02.dat

Level adj. Ch1 -90.0 dB

Calibration

Input ch.2: 0.49 dB 2023/11/1 (HATS 1 (HMS II.3))

Output ch.2: 0.00 dB 2023/6/27 (Radio Tester 1 (CMW500))

HHP IV Settings (Setting: STD:(0,0,0) rel AHP)

MECRP Delta Ye	0.0 mm	Rotation Delta A	0.0 °
MECRP Delta Ze	0.0 mm	Rotation Delta C	0.0 °
Delta Xe	0.0 mm	Rotation Delta B	5.0 °
Delta Ye	0.0 mm	Delta A	0.0 °
		Delta C	0.0 °

Delta Ze	0.0 mm	Delta B	0.0 °
Ym	-3.6 mm	Ear Type	3.3 Coordinates

Mounting: Right Ear
 Force to apply: 8.0 N, Force reached: 8.0 N

Output Equalization/Filter

Mouth Eq. Ch.1: HATS 1 (HMS II.3)

Analysis

Direction	Out 2 -> In 2		
Range start	13550.00 ms	Range length	200.00 ms
Number of seq.	10	Sequence length	400.00 ms
Use FIR Filter	Ch2	FIR filter	drp2ff_ieee1652
DRP/ERP Ch.1:	Off	DRP/ERP Ch.2:	Off
Frequency base	Transformation		
FFT size	9600	Overlap	0 %
Window function.	Hanning	Smooth	Off
dB weighting	A Weighting		
Stimulus min.	1745.0 Hz	Stimulus max.	2275.0 Hz
Analysis min.	20.0 Hz	Analysis max.	1740.0 Hz
Analysis (2) min.	2280.0 Hz	Analysis (2) max.	20000.0 Hz

Special Features

Compensate delay 163.8000 ms (D_RCV_NB, Delay (Cross))
 Store to variable RCVNB10_2000Hz

labCORE Settings

labCORE Serial	77000207	Nickname	
Firmware	3.4.17	Sync Source	Internal
Clock Pitch	0.00 ppm		

labCORE Routing

Out Channel 1 -> Power Amp. (Slot 10) 1 -> HATS 1 (HMS II.3) Speaker
 Out Channel 2 -> Analog Out 1/2 2 -> Radio Tester 1 (CMW500) In
 In Channel 1 <- Analog In 1/2 In 1 <- Radio Tester 1 (CMW500) Out
 In Channel 2 <- BEQ Filter 1 R <- Mic Amp. (Slot 6) In 2 <- HATS 1 (HMS II.3) Mic. Right

 Analog In Mainboard Settings (Analog In 1/2)

Range Ch. 1	0.00 dB	Ch. 0 Float	On
Range Ch. 2	0.00 dB	Ch. 1 Float	On

 Analog Out Mainboard Settings (Analog Out 1/2)

Range Ch. 1	0.00 dB	Range Ch. 2	0.00 dB
-------------	---------	-------------	---------

 Microphone Settings (Mic Amp. (Slot 6))

Channel In 1 Settings
 Range 114 dB[SPL] @ 12.5 mV/Pa Highpass Off
 Polarisation Voltage200V Supply Voltage ±60V

Channel In 2 Settings
 Range 114 dB[SPL] @ 12.5 mV/Pa Highpass 20Hz
 Polarisation Voltage200V Supply Voltage ±60V

Channel In 3 Settings
 Range 114 dB[SPL] @ 12.5 mV/Pa Highpass Off
 Polarisation Voltage200V Supply Voltage ±60V

Channel In 4 Settings
 Range 114 dB[SPL] @ 12.5 mV/Pa Highpass Off
 Polarisation Voltage200V Supply Voltage ±60V

 BEQ Settings (BEQ Filter 1)

Block mode Bypass

 Artificial Head Settings (HATS 1 (HMS II.3))

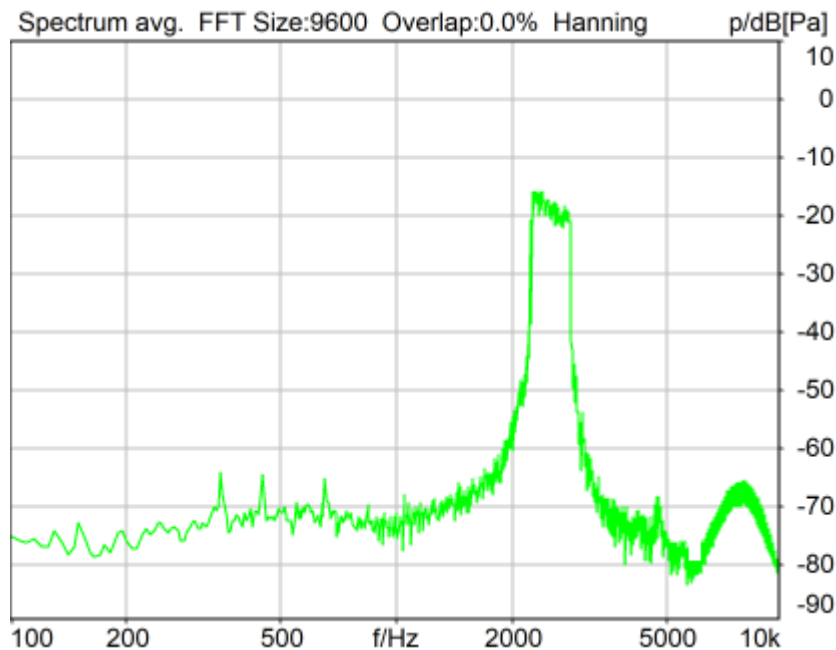
Ser. Nr.	12306613	Pinna Type	Type 3.3
----------	----------	------------	----------

HIB Settings

HIB Name	60020095	Serial	60020095
HIB Mode	Mobile Measurement	Impedance	32 Ohm
Gain out 1	-40.00 dB	Gain out 2	0.00 dB
Gain in 1	0.00 dB	Gain in 2	0.00 dB
Mic 1 Power Supply	Off	Mic 2 Power Supply	Off

5.2 RCV Distortion and Noise - 2500 Hz NB

TIA-5050 (2018-01) \ Measurements \ Narrowband \ 5.2 Receive Distortion and Noise 8N



Distortion (Noise) RCV (packed): 31.24 dB (2.74%) Ok

Ok

2024/1/16 15:59 ACQUA 5.1.200

Unmodified HEAD acoustics Measurement Descriptor

Limits

	lower
Run 1	20.00 dB

Meas. Setting off

Underlying Standard: TIA-5050 (2018-01)

Database Version: 40_HAC_Suite_Rev03

Source: act_rpn_b250ms_2500hz_sr20dbm0_v02.dat

Level adj. Ch1 -90.0 dB

Calibration

Input ch.2: 0.49 dB 2023/11/1 (HATS 1 (HMS II.3))

Output ch.2: 0.00 dB 2023/6/27 (Radio Tester 1 (CMW500))

HHP IV Settings (Setting: STD:(0,0,0) rel AHP)

MECRP Delta Ye	0.0 mm	Rotation Delta A	0.0 °
MECRP Delta Ze	0.0 mm	Rotation Delta C	0.0 °
Delta Xe	0.0 mm	Rotation Delta B	5.0 °
Delta Ye	0.0 mm	Delta A	0.0 °
		Delta C	0.0 °

Delta Ze	0.0 mm	Delta B	0.0 °
Ym	-3.6 mm	Ear Type	3.3 Coordinates

Mounting: Right Ear
Force to apply: 8.0 N, Force reached: 8.0 N

Output Equalization/Filter

Mouth Eq. Ch.1: HATS 1 (HMS II.3)

Analysis

Direction	Out 2 -> In 2		
Range start	13550.00 ms	Range length	200.00 ms
Number of seq.	10	Sequence length	400.00 ms
Use FIR Filter	Ch2	FIR filter	drp2ff_ieee1652
DRP/ERP Ch.1:	Off	DRP/ERP Ch.2:	Off
Frequency base	Transformation		
FFT size	9600	Overlap	0 %
Window function.	Hanning	Smooth	Off
dB weighting	A Weighting		
Stimulus min.	2205.0 Hz	Stimulus max.	2855.0 Hz
Analysis min.	20.0 Hz	Analysis max.	2200.0 Hz
Analysis (2) min.	2860.0 Hz	Analysis (2) max.	20000.0 Hz

Special Features

Compensate delay 163.8000 ms (D_RCV_NB, Delay (Cross))
Store to variable RCVNB10_2500Hz

labCORE Settings

labCORE Serial	77000207	Nickname	
Firmware	3.4.17	Sync Source	Internal
Clock Pitch	0.00 ppm		

labCORE Routing

Out Channel 1 -> Power Amp. (Slot 10) 1 -> HATS 1 (HMS II.3) Speaker
Out Channel 2 -> Analog Out 1/2 2 -> Radio Tester 1 (CMW500) In
In Channel 1 <- Analog In 1/2 In 1 <- Radio Tester 1 (CMW500) Out
In Channel 2 <- BEQ Filter 1 R <- Mic Amp. (Slot 6) In 2 <- HATS 1 (HMS II.3) Mic. Right

Analog In Mainboard Settings (Analog In 1/2)

Range Ch. 1	0.00 dB	Ch. 0 Float	On
Range Ch. 2	0.00 dB	Ch. 1 Float	On

Analog Out Mainboard Settings (Analog Out 1/2)

Range Ch. 1	0.00 dB	Range Ch. 2	0.00 dB
-------------	---------	-------------	---------

Microphone Settings (Mic Amp. (Slot 6))

Channel In 1 Settings

Range	114 dB[SPL] @ 12.5 mV/Pa	Highpass	Off
Polarisation Voltage	200V	Supply Voltage	±60V

Channel In 2 Settings

Range	114 dB[SPL] @ 12.5 mV/Pa	Highpass	20Hz
Polarisation Voltage	200V	Supply Voltage	±60V

Channel In 3 Settings

Range	114 dB[SPL] @ 12.5 mV/Pa	Highpass	Off
Polarisation Voltage	200V	Supply Voltage	±60V

Channel In 4 Settings

Range	114 dB[SPL] @ 12.5 mV/Pa	Highpass	Off
Polarisation Voltage	200V	Supply Voltage	±60V

BEQ Settings (BEQ Filter 1)

Block mode Bypass

Artificial Head Settings (HATS 1 (HMS II.3))

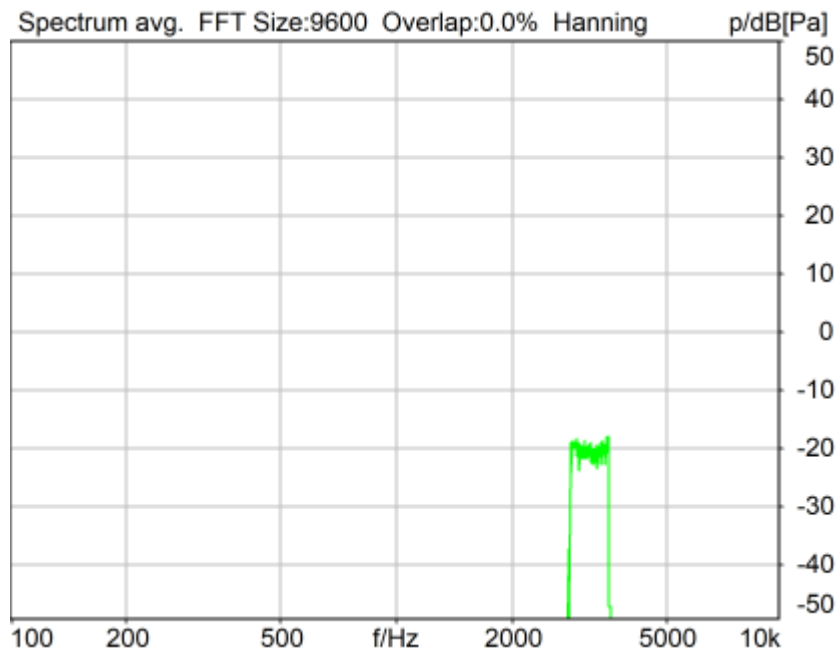
Ser. Nr.	12306613	Pinna Type	Type 3.3
----------	----------	------------	----------

HIB Settings

HIB Name	60020095	Serial	60020095
HIB Mode	Mobile Measurement	Impedance	32 Ohm
Gain out 1	-40.00 dB	Gain out 2	0.00 dB
Gain in 1	0.00 dB	Gain in 2	0.00 dB
Mic 1 Power Supply	Off	Mic 2 Power Supply	Off

5.2 RCV Distortion and Noise - 3150 Hz NB

TIA-5050 (2018-01) \ Measurements \ Narrowband \ 5.2 Receive Distortion and Noise 8N



Distortion (Noise) RCV (packed): 36.34 dB (1.52%) Ok

Ok

2024/1/16 16:00 ACQUA 5.1.200

Unmodified HEAD acoustics Measurement Descriptor

Limits

	lower
Run 1	20.00 dB

Meas. Setting off

Underlying Standard: TIA-5050 (2018-01)

Database Version: 40_HAC_Suite_Rev03

Source: act_rpn_b250ms_3150hz_sr20dbm0_v02.dat

Level adj. Ch1 -90.0 dB

Calibration

Input ch.2: 0.49 dB 2023/11/1 (HATS 1 (HMS II.3))

Output ch.2: 0.00 dB 2023/6/27 (Radio Tester 1 (CMW500))

HHP IV Settings (Setting: STD:(0,0,0) rel AHP)

MECRP Delta Ye	0.0 mm	Rotation Delta A	0.0 °
MECRP Delta Ze	0.0 mm	Rotation Delta C	0.0 °
Delta Xe	0.0 mm	Rotation Delta B	5.0 °
Delta Ye	0.0 mm	Delta A	0.0 °
		Delta C	0.0 °

Delta Ze	0.0 mm	Delta B	0.0 °
Ym	-3.6 mm	Ear Type	3.3 Coordinates

Mounting: Right Ear
 Force to apply: 8.0 N, Force reached: 8.0 N

Output Equalization/Filter

Mouth Eq. Ch.1: HATS 1 (HMS II.3)

Analysis

Direction	Out 2 -> In 2	Range length	200.00 ms
Range start	13550.00 ms	Sequence length	400.00 ms
Number of seq.	10	FIR filter	drp2ff_ieee1652
Use FIR Filter	Ch2	DRP/ERP Ch.2:	Off
DRP/ERP Ch.1:	Off	Frequency base	Transformation
FFT size	9600	Overlap	0 %
Window function.	Hanning	Smooth	Off
dB weighting	A Weighting	Stimulus max.	3585.0 Hz
Stimulus min.	2785.0 Hz	Analysis max.	2780.0 Hz
Analysis min.	20.0 Hz	Analysis (2) max.	20000.0 Hz
Analysis (2) min.	3590.0 Hz		

Special Features

Compensate delay 163.8000 ms (D_RCV_NB, Delay (Cross))
 Store to variable RCVNB10_3150Hz

labCORE Settings

labCORE Serial	77000207	Nickname	
Firmware	3.4.17	Sync Source	Internal
Clock Pitch	0.00 ppm		

labCORE Routing

Out Channel 1 -> Power Amp. (Slot 10) 1 -> HATS 1 (HMS II.3) Speaker
 Out Channel 2 -> Analog Out 1/2 2 -> Radio Tester 1 (CMW500) In
 In Channel 1 <- Analog In 1/2 In 1 <- Radio Tester 1 (CMW500) Out
 In Channel 2 <- BEQ Filter 1 R <- Mic Amp. (Slot 6) In 2 <- HATS 1 (HMS II.3) Mic. Right

 Analog In Mainboard Settings (Analog In 1/2)

Range Ch. 1	0.00 dB	Ch. 0 Float	On
Range Ch. 2	0.00 dB	Ch. 1 Float	On

 Analog Out Mainboard Settings (Analog Out 1/2)

Range Ch. 1	0.00 dB	Range Ch. 2	0.00 dB
-------------	---------	-------------	---------

 Microphone Settings (Mic Amp. (Slot 6))

Channel In 1 Settings
 Range 114 dB[SPL] @ 12.5 mV/Pa Highpass Off
 Polarisation Voltage200V Supply Voltage ±60V
 Channel In 2 Settings
 Range 114 dB[SPL] @ 12.5 mV/Pa Highpass 20Hz
 Polarisation Voltage200V Supply Voltage ±60V
 Channel In 3 Settings
 Range 114 dB[SPL] @ 12.5 mV/Pa Highpass Off
 Polarisation Voltage200V Supply Voltage ±60V
 Channel In 4 Settings
 Range 114 dB[SPL] @ 12.5 mV/Pa Highpass Off
 Polarisation Voltage200V Supply Voltage ±60V

 BEQ Settings (BEQ Filter 1)

Block mode Bypass

 Artificial Head Settings (HATS 1 (HMS II.3))

Ser. Nr.	12306613	Pinna Type	Type 3.3
----------	----------	------------	----------

HIB Settings

HIB Name	60020095	Serial	60020095
HIB Mode	Mobile Measurement	Impedance	32 Ohm
Gain out 1	-40.00 dB	Gain out 2	0.00 dB
Gain in 1	0.00 dB	Gain in 2	0.00 dB
Mic 1 Power Supply	Off	Mic 2 Power Supply	Off

Report - Receive Distortion and Noise (Conversational Gain)

TIA-5050 (2018-01) \ Measurements \ Narrowband \ 5.2 Receive Distortion and Noise 8N

Region	Frequency	SDNR
1	400Hz	29.92 dB
2	500Hz	30.12 dB
3	630Hz	30.61 dB
4	800Hz	34.55 dB
5	1000Hz	39.08 dB
6	1250Hz	29.09 dB
7	1600Hz	41.82 dB
8	2000Hz	35.68 dB
9	2500Hz	31.24 dB
10	3150Hz	36.34 dB

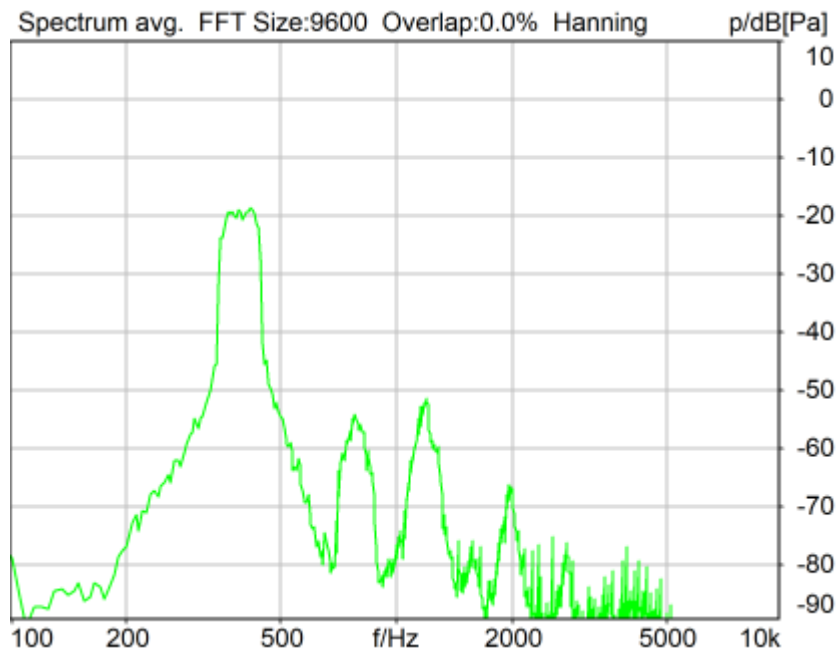
All SDNRs were greater than 20.0 dB, requirement was met.

Smallest SDNR was 29.09dB at 1250Hz.

2024/1/16 16:00 ACQUA

5.2 RCV Distortion and Noise - 400 Hz NB

TIA-5050 (2018-01) \ Measurements \ Narrowband \ 5.2 Receive Distortion and Noise 2N



Distortion (Noise) RCV (packed): 30.21 dB (3.09%) Ok

Ok

2024/1/16 16:04 ACQUA 5.1.200

Unmodified HEAD acoustics Measurement Descriptor

Limits

	lower
Run 1	20.00 dB

Meas. Setting off

Underlying Standard: TIA-5050 (2018-01)

Database Version: 40_HAC_Suite_Rev03

Source: act_rpn_b250ms_400hz_sr20dbm0_v02.dat

Level adj. Ch1 -90.0 dB

Calibration

Input ch.2: 0.49 dB 2023/11/1 (HATS 1 (HMS II.3))

Output ch.2: 0.00 dB 2023/6/27 (Radio Tester 1 (CMW500))

HHP IV Settings (Setting: STD:(0,0,0) rel AHP)

MECRP Delta Ye	0.0 mm	Rotation Delta A	0.0 °
MECRP Delta Ze	0.0 mm	Rotation Delta C	0.0 °
Delta Xe	0.0 mm	Rotation Delta B	5.0 °
Delta Ye	0.0 mm	Delta A	0.0 °
		Delta C	0.0 °

Delta Ze	0.0 mm	Delta B	0.0 °
Ym	-0.3 mm	Ear Type	3.3 Coordinates

Mounting: Right Ear
 Force to apply: 2.0 N, Force reached: 1.9 N

Output Equalization/Filter

Mouth Eq. Ch.1: HATS 1 (HMS II.3)

Analysis

Direction	Out 2 -> In 2		
Range start	13550.00 ms	Range length	200.00 ms
Number of seq.	10	Sequence length	400.00 ms
Use FIR Filter	Ch2	FIR filter	drp2ff_ieee1652
DRP/ERP Ch.1:	Off	DRP/ERP Ch.2:	Off
Frequency base	Transformation		
FFT size	9600	Overlap	0 %
Window function.	Hanning	Smooth	Off
dB weighting	A Weighting		
Stimulus min.	320.0 Hz	Stimulus max.	480.0 Hz
Analysis min.	20.0 Hz	Analysis max.	315.0 Hz
Analysis (2) min.	485.0 Hz	Analysis (2) max.	20000.0 Hz

Special Features

Compensate delay 163.8000 ms (D_RCV_NB, Delay (Cross))
 Store to variable RCVNB10_400Hz

labCORE Settings

labCORE Serial	77000207	Nickname	
Firmware	3.4.17	Sync Source	Internal
Clock Pitch	0.00 ppm		

labCORE Routing

Out Channel 1 -> Power Amp. (Slot 10) 1 -> HATS 1 (HMS II.3) Speaker
 Out Channel 2 -> Analog Out 1/2 2 -> Radio Tester 1 (CMW500) In
 In Channel 1 <- Analog In 1/2 In 1 <- Radio Tester 1 (CMW500) Out
 In Channel 2 <- BEQ Filter 1 R <- Mic Amp. (Slot 6) In 2 <- HATS 1 (HMS II.3) Mic. Right

 Analog In Mainboard Settings (Analog In 1/2)

Range Ch. 1	0.00 dB	Ch. 0 Float	On
Range Ch. 2	0.00 dB	Ch. 1 Float	On

 Analog Out Mainboard Settings (Analog Out 1/2)

Range Ch. 1	0.00 dB	Range Ch. 2	0.00 dB
-------------	---------	-------------	---------

 Microphone Settings (Mic Amp. (Slot 6))

Channel In 1 Settings
 Range 114 dB[SPL] @ 12.5 mV/Pa Highpass Off
 Polarisation Voltage200V Supply Voltage ±60V

Channel In 2 Settings
 Range 114 dB[SPL] @ 12.5 mV/Pa Highpass 20Hz
 Polarisation Voltage200V Supply Voltage ±60V

Channel In 3 Settings
 Range 114 dB[SPL] @ 12.5 mV/Pa Highpass Off
 Polarisation Voltage200V Supply Voltage ±60V

Channel In 4 Settings
 Range 114 dB[SPL] @ 12.5 mV/Pa Highpass Off
 Polarisation Voltage200V Supply Voltage ±60V

 BEQ Settings (BEQ Filter 1)

Block mode Bypass

 Artificial Head Settings (HATS 1 (HMS II.3))

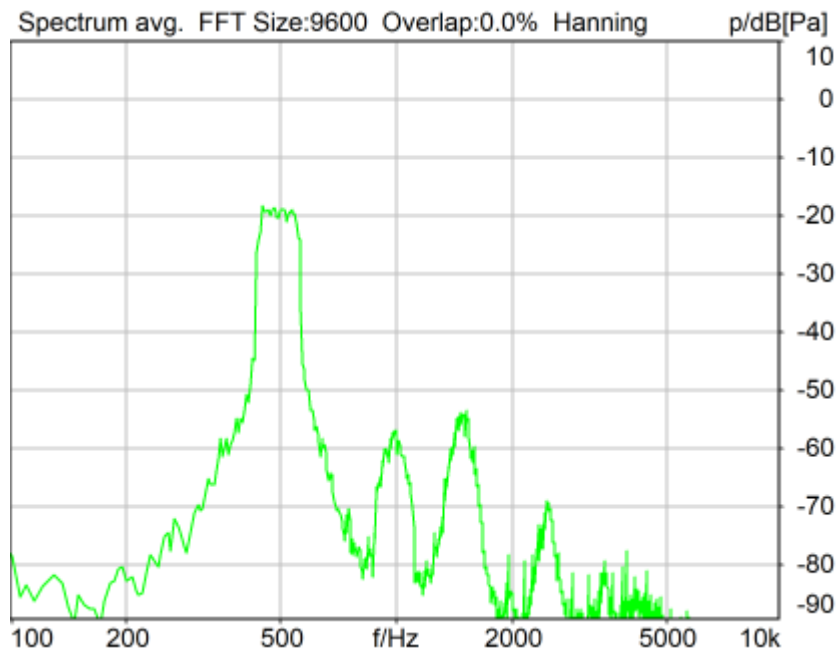
Ser. Nr.	12306613	Pinna Type	Type 3.3
----------	----------	------------	----------

HIB Settings

HIB Name	60020095	Serial	60020095
HIB Mode	Mobile Measurement	Impedance	32 Ohm
Gain out 1	-40.00 dB	Gain out 2	0.00 dB
Gain in 1	0.00 dB	Gain in 2	0.00 dB
Mic 1 Power Supply	Off	Mic 2 Power Supply	Off

5.2 RCV Distortion and Noise - 500 Hz NB

TIA-5050 (2018-01) \ Measurements \ Narrowband \ 5.2 Receive Distortion and Noise 2N



Distortion (Noise) RCV (packed): 31.54 dB (2.65%) Ok

Ok

2024/1/16 16:05 ACQUA 5.1.200

Unmodified HEAD acoustics Measurement Descriptor

Limits

	lower
Run 1	20.00 dB

Meas. Setting off

Underlying Standard: TIA-5050 (2018-01)

Database Version: 40_HAC_Suite_Rev03

Source: act_rpn_b250ms_500hz_sr20dbm0_v02.dat

Level adj. Ch1 -90.0 dB

Calibration

Input ch.2: 0.49 dB 2023/11/1 (HATS 1 (HMS II.3))

Output ch.2: 0.00 dB 2023/6/27 (Radio Tester 1 (CMW500))

HHP IV Settings (Setting: STD:(0,0,0) rel AHP)

MECRP Delta Ye	0.0 mm	Rotation Delta A	0.0 °
MECRP Delta Ze	0.0 mm	Rotation Delta C	0.0 °
Delta Xe	0.0 mm	Rotation Delta B	5.0 °
Delta Ye	0.0 mm	Delta A	0.0 °
		Delta C	0.0 °

Delta Ze	0.0 mm	Delta B	0.0 °
Ym	-0.3 mm	Ear Type	3.3 Coordinates

Mounting: Right Ear
Force to apply: 2.0 N, Force reached: 1.9 N

Output Equalization/Filter

Mouth Eq. Ch.1: HATS 1 (HMS II.3)

Analysis

Direction	Out 2 -> In 2	Range length	200.00 ms
Range start	13550.00 ms	Sequence length	400.00 ms
Number of seq.	10	FIR filter	drp2ff_ieee1652
Use FIR Filter	Ch2	DRP/ERP Ch.2:	Off
DRP/ERP Ch.1:	Off	Frequency base	Transformation
FFT size	9600	Overlap	0 %
Window function.	Hanning	Smooth	Off
dB weighting	A Weighting	Stimulus max.	595.0 Hz
Stimulus min.	410.0 Hz	Analysis max.	405.0 Hz
Analysis min.	20.0 Hz	Analysis (2) max.	20000.0 Hz
Analysis (2) min.	600.0 Hz		

Special Features

Compensate delay 163.8000 ms (D_RCV_NB, Delay (Cross))
Store to variable RCVNB10_500Hz

labCORE Settings

labCORE Serial	77000207	Nickname	
Firmware	3.4.17	Sync Source	Internal
Clock Pitch	0.00 ppm		

labCORE Routing

Out Channel 1 -> Power Amp. (Slot 10) 1 -> HATS 1 (HMS II.3) Speaker
Out Channel 2 -> Analog Out 1/2 2 -> Radio Tester 1 (CMW500) In
In Channel 1 <- Analog In 1/2 In 1 <- Radio Tester 1 (CMW500) Out
In Channel 2 <- BEQ Filter 1 R <- Mic Amp. (Slot 6) In 2 <- HATS 1 (HMS II.3) Mic. Right

Analog In Mainboard Settings (Analog In 1/2)

Range Ch. 1	0.00 dB	Ch. 0 Float	On
Range Ch. 2	0.00 dB	Ch. 1 Float	On

Analog Out Mainboard Settings (Analog Out 1/2)

Range Ch. 1	0.00 dB	Range Ch. 2	0.00 dB
-------------	---------	-------------	---------

Microphone Settings (Mic Amp. (Slot 6))

Channel In 1 Settings
Range 114 dB[SPL] @ 12.5 mV/Pa Highpass Off
Polarisation Voltage200V Supply Voltage ±60V
Channel In 2 Settings
Range 114 dB[SPL] @ 12.5 mV/Pa Highpass 20Hz
Polarisation Voltage200V Supply Voltage ±60V
Channel In 3 Settings
Range 114 dB[SPL] @ 12.5 mV/Pa Highpass Off
Polarisation Voltage200V Supply Voltage ±60V
Channel In 4 Settings
Range 114 dB[SPL] @ 12.5 mV/Pa Highpass Off
Polarisation Voltage200V Supply Voltage ±60V

BEQ Settings (BEQ Filter 1)

Block mode Bypass

Artificial Head Settings (HATS 1 (HMS II.3))

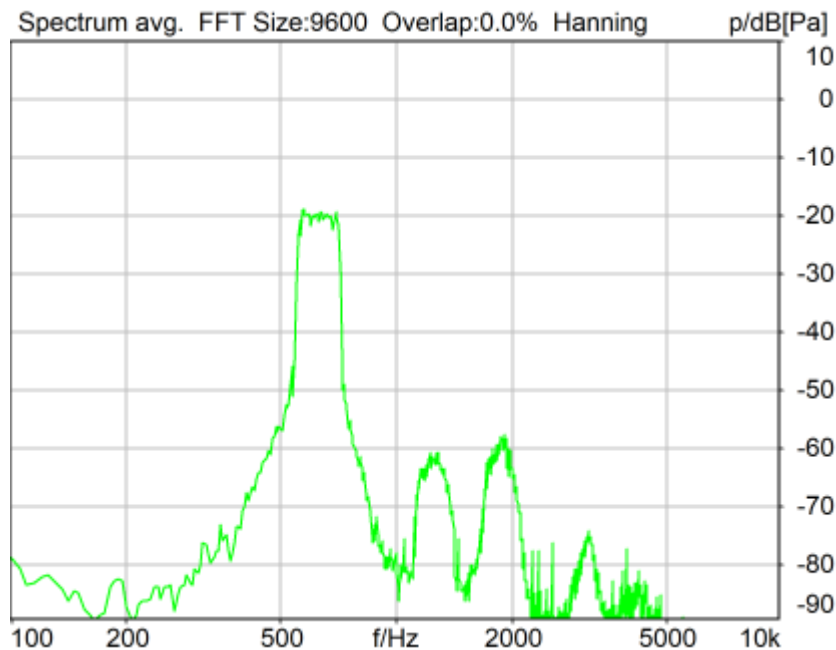
Ser. Nr.	12306613	Pinna Type	Type 3.3
----------	----------	------------	----------

HIB Settings

HIB Name	60020095	Serial	60020095
HIB Mode	Mobile Measurement	Impedance	32 Ohm
Gain out 1	-40.00 dB	Gain out 2	0.00 dB
Gain in 1	0.00 dB	Gain in 2	0.00 dB
Mic 1 Power Supply	Off	Mic 2 Power Supply	Off

5.2 RCV Distortion and Noise - 630 Hz NB

TIA-5050 (2018-01) \ Measurements \ Narrowband \ 5.2 Receive Distortion and Noise 2N



Distortion (Noise) RCV (packed): 33.66 dB (2.08%) Ok

Ok

2024/1/16 16:05 ACQUA 5.1.200

Unmodified HEAD acoustics Measurement Descriptor

Limits

	lower
Run 1	20.00 dB

Meas. Setting off

Underlying Standard: TIA-5050 (2018-01)

Database Version: 40_HAC_Suite_Rev03

Source: act_rpn_b250ms_630hz_sr20dbm0_v02.dat

Level adj. Ch1 -90.0 dB

Calibration

Input ch.2: 0.49 dB 2023/11/1 (HATS 1 (HMS II.3))

Output ch.2: 0.00 dB 2023/6/27 (Radio Tester 1 (CMW500))

HHP IV Settings (Setting: STD:(0,0,0) rel AHP)

MECRP Delta Ye	0.0 mm	Rotation Delta A	0.0 °
MECRP Delta Ze	0.0 mm	Rotation Delta C	0.0 °
Delta Xe	0.0 mm	Rotation Delta B	5.0 °
Delta Ye	0.0 mm	Delta A	0.0 °
		Delta C	0.0 °

Delta Ze	0.0 mm	Delta B	0.0 °
Ym	-0.3 mm	Ear Type	3.3 Coordinates

Mounting: Right Ear
 Force to apply: 2.0 N, Force reached: 1.9 N

Output Equalization/Filter

Mouth Eq. Ch.1: HATS 1 (HMS II.3)

Analysis

Direction	Out 2 -> In 2		
Range start	13550.00 ms	Range length	200.00 ms
Number of seq.	10	Sequence length	400.00 ms
Use FIR Filter	Ch2	FIR filter	drp2ff_ieee1652
DRP/ERP Ch.1:	Off	DRP/ERP Ch.2:	Off
Frequency base	Transformation		
FFT size	9600	Overlap	0 %
Window function.	Hanning	Smooth	Off
dB weighting	A Weighting		
Stimulus min.	525.0 Hz	Stimulus max.	745.0 Hz
Analysis min.	20.0 Hz	Analysis max.	520.0 Hz
Analysis (2) min.	750.0 Hz	Analysis (2) max.	20000.0 Hz

Special Features

Compensate delay 163.8000 ms (D_RCV_NB, Delay (Cross))
 Store to variable RCVNB10_630Hz

labCORE Settings

labCORE Serial	77000207	Nickname	
Firmware	3.4.17	Sync Source	Internal
Clock Pitch	0.00 ppm		

labCORE Routing

Out Channel 1 -> Power Amp. (Slot 10) 1 -> HATS 1 (HMS II.3) Speaker
 Out Channel 2 -> Analog Out 1/2 2 -> Radio Tester 1 (CMW500) In
 In Channel 1 <- Analog In 1/2 In 1 <- Radio Tester 1 (CMW500) Out
 In Channel 2 <- BEQ Filter 1 R <- Mic Amp. (Slot 6) In 2 <- HATS 1 (HMS II.3) Mic. Right

 Analog In Mainboard Settings (Analog In 1/2)

Range Ch. 1	0.00 dB	Ch. 0 Float	On
Range Ch. 2	0.00 dB	Ch. 1 Float	On

 Analog Out Mainboard Settings (Analog Out 1/2)

Range Ch. 1	0.00 dB	Range Ch. 2	0.00 dB
-------------	---------	-------------	---------

 Microphone Settings (Mic Amp. (Slot 6))

Channel In 1 Settings
 Range 114 dB[SPL] @ 12.5 mV/Pa Highpass Off
 Polarisation Voltage200V Supply Voltage ±60V
 Channel In 2 Settings
 Range 114 dB[SPL] @ 12.5 mV/Pa Highpass 20Hz
 Polarisation Voltage200V Supply Voltage ±60V
 Channel In 3 Settings
 Range 114 dB[SPL] @ 12.5 mV/Pa Highpass Off
 Polarisation Voltage200V Supply Voltage ±60V
 Channel In 4 Settings
 Range 114 dB[SPL] @ 12.5 mV/Pa Highpass Off
 Polarisation Voltage200V Supply Voltage ±60V

 BEQ Settings (BEQ Filter 1)

Block mode Bypass

 Artificial Head Settings (HATS 1 (HMS II.3))

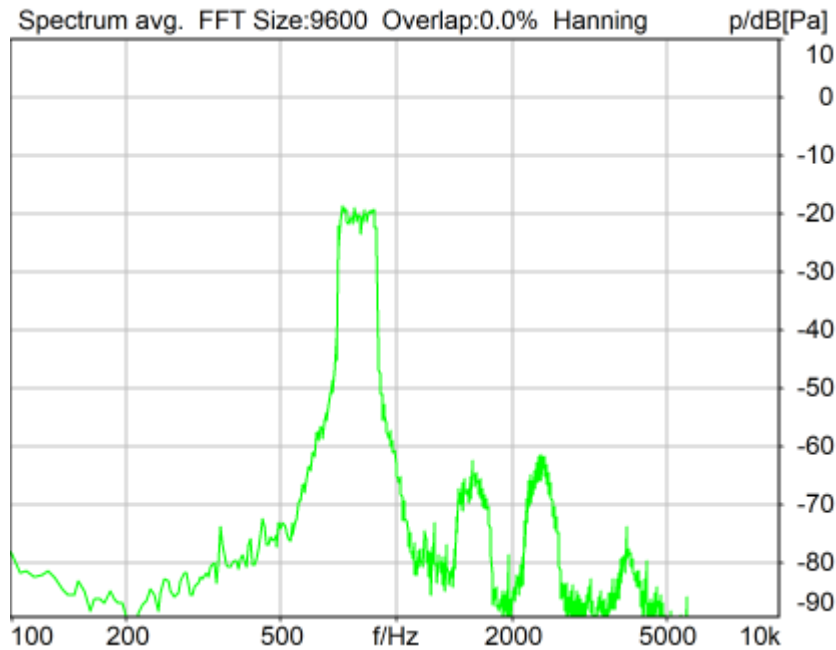
Ser. Nr.	12306613	Pinna Type	Type 3.3
----------	----------	------------	----------

HIB Settings

HIB Name	60020095	Serial	60020095
HIB Mode	Mobile Measurement	Impedance	32 Ohm
Gain out 1	-40.00 dB	Gain out 2	0.00 dB
Gain in 1	0.00 dB	Gain in 2	0.00 dB
Mic 1 Power Supply	Off	Mic 2 Power Supply	Off

5.2 RCV Distortion and Noise - 800 Hz NB

TIA-5050 (2018-01) \ Measurements \ Narrowband \ 5.2 Receive Distortion and Noise 2N



Distortion (Noise) RCV (packed): 35.52 dB (1.67%) Ok

Ok

2024/1/16 16:06 ACQUA 5.1.200

Unmodified HEAD acoustics Measurement Descriptor

Limits

	lower
Run 1	20.00 dB

Meas. Setting off

Underlying Standard: TIA-5050 (2018-01)

Database Version: 40_HAC_Suite_Rev03

Source: act_rpn_b250ms_800hz_sr20dbm0_v02.dat

Level adj. Ch1 -90.0 dB

Calibration

Input ch.2: 0.49 dB 2023/11/1 (HATS 1 (HMS II.3))

Output ch.2: 0.00 dB 2023/6/27 (Radio Tester 1 (CMW500))

HHP IV Settings (Setting: STD:(0,0,0) rel AHP)

MECRP Delta Ye	0.0 mm	Rotation Delta A	0.0 °
MECRP Delta Ze	0.0 mm	Rotation Delta C	0.0 °
Delta Xe	0.0 mm	Rotation Delta B	5.0 °
Delta Ye	0.0 mm	Delta A	0.0 °
		Delta C	0.0 °

Delta Ze	0.0 mm	Delta B	0.0 °
Ym	-0.3 mm	Ear Type	3.3 Coordinates

Mounting: Right Ear
 Force to apply: 2.0 N, Force reached: 1.9 N

Output Equalization/Filter

Mouth Eq. Ch.1: HATS 1 (HMS II.3)

Analysis

Direction	Out 2 -> In 2		
Range start	13550.00 ms	Range length	200.00 ms
Number of seq.	10	Sequence length	400.00 ms
Use FIR Filter	Ch2	FIR filter	drp2ff_ieee1652
DRP/ERP Ch.1:	Off	DRP/ERP Ch.2:	Off
Frequency base	Transformation		
FFT size	9600	Overlap	0 %
Window function.	Hanning	Smooth	Off
dB weighting	A Weighting		
Stimulus min.	675.0 Hz	Stimulus max.	925.0 Hz
Analysis min.	20.0 Hz	Analysis max.	670.0 Hz
Analysis (2) min.	930.0 Hz	Analysis (2) max.	20000.0 Hz

Special Features

Compensate delay 163.8000 ms (D_RCV_NB, Delay (Cross))
 Store to variable RCVNB10_800Hz

labCORE Settings

labCORE Serial	77000207	Nickname	
Firmware	3.4.17	Sync Source	Internal
Clock Pitch	0.00 ppm		

labCORE Routing

Out Channel 1 -> Power Amp. (Slot 10) 1 -> HATS 1 (HMS II.3) Speaker
 Out Channel 2 -> Analog Out 1/2 2 -> Radio Tester 1 (CMW500) In
 In Channel 1 <- Analog In 1/2 In 1 <- Radio Tester 1 (CMW500) Out
 In Channel 2 <- BEQ Filter 1 R <- Mic Amp. (Slot 6) In 2 <- HATS 1 (HMS II.3) Mic. Right

 Analog In Mainboard Settings (Analog In 1/2)

Range Ch. 1	0.00 dB	Ch. 0 Float	On
Range Ch. 2	0.00 dB	Ch. 1 Float	On

 Analog Out Mainboard Settings (Analog Out 1/2)

Range Ch. 1	0.00 dB	Range Ch. 2	0.00 dB
-------------	---------	-------------	---------

 Microphone Settings (Mic Amp. (Slot 6))

Channel In 1 Settings
 Range 114 dB[SPL] @ 12.5 mV/Pa Highpass Off
 Polarisation Voltage200V Supply Voltage ±60V

Channel In 2 Settings
 Range 114 dB[SPL] @ 12.5 mV/Pa Highpass 20Hz
 Polarisation Voltage200V Supply Voltage ±60V

Channel In 3 Settings
 Range 114 dB[SPL] @ 12.5 mV/Pa Highpass Off
 Polarisation Voltage200V Supply Voltage ±60V

Channel In 4 Settings
 Range 114 dB[SPL] @ 12.5 mV/Pa Highpass Off
 Polarisation Voltage200V Supply Voltage ±60V

 BEQ Settings (BEQ Filter 1)

Block mode Bypass

 Artificial Head Settings (HATS 1 (HMS II.3))

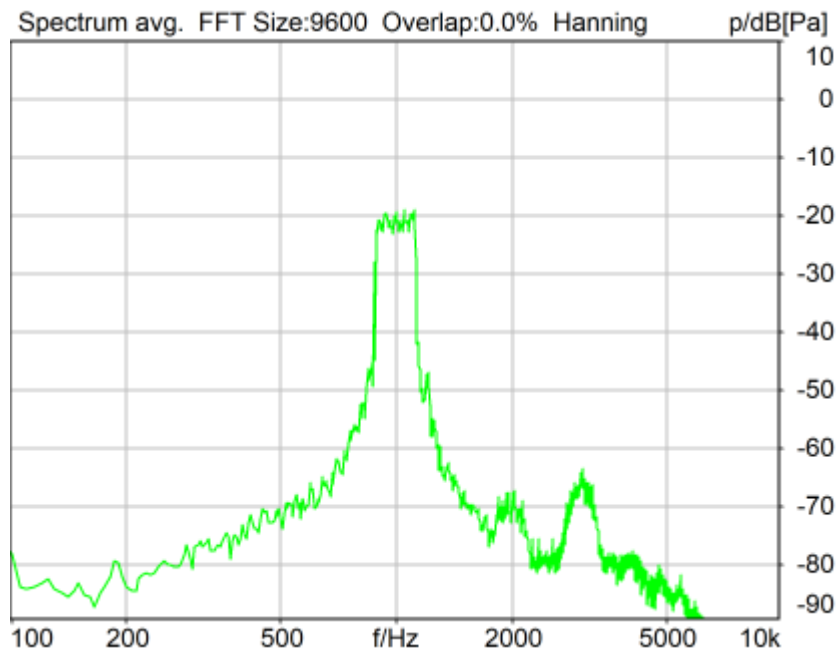
Ser. Nr.	12306613	Pinna Type	Type 3.3
----------	----------	------------	----------

HIB Settings

HIB Name	60020095	Serial	60020095
HIB Mode	Mobile Measurement	Impedance	32 Ohm
Gain out 1	-40.00 dB	Gain out 2	0.00 dB
Gain in 1	0.00 dB	Gain in 2	0.00 dB
Mic 1 Power Supply	Off	Mic 2 Power Supply	Off

5.2 RCV Distortion and Noise - 1000 Hz NB

TIA-5050 (2018-01) \ Measurements \ Narrowband \ 5.2 Receive Distortion and Noise 2N



Distortion (Noise) RCV (packed): 30.41 dB (3.01%) Ok

Ok

2024/1/16 16:06 ACQUA 5.1.200

Unmodified HEAD acoustics Measurement Descriptor

Limits

	lower
Run 1	20.00 dB

Meas. Setting off

Underlying Standard: TIA-5050 (2018-01)

Database Version: 40_HAC_Suite_Rev03

Source: act_rpn_b250ms_1000hz_sr20dbm0_v02.dat

Level adj. Ch1 -90.0 dB

Calibration

Input ch.2: 0.49 dB 2023/11/1 (HATS 1 (HMS II.3))

Output ch.2: 0.00 dB 2023/6/27 (Radio Tester 1 (CMW500))

HHP IV Settings (Setting: STD:(0,0,0) rel AHP)

MECRP Delta Ye	0.0 mm	Rotation Delta A	0.0 °
MECRP Delta Ze	0.0 mm	Rotation Delta C	0.0 °
Delta Xe	0.0 mm	Rotation Delta B	5.0 °
Delta Ye	0.0 mm	Delta A	0.0 °
		Delta C	0.0 °

Delta Ze	0.0 mm	Delta B	0.0 °
Ym	-0.3 mm	Ear Type	3.3 Coordinates

Mounting: Right Ear
Force to apply: 2.0 N, Force reached: 1.9 N

Output Equalization/Filter

Mouth Eq. Ch.1: HATS 1 (HMS II.3)

Analysis

Direction	Out 2 -> In 2	Range length	200.00 ms
Range start	13550.00 ms	Sequence length	400.00 ms
Number of seq.	10	FIR filter	drp2ff_ieee1652
Use FIR Filter	Ch2	DRP/ERP Ch.2:	Off
DRP/ERP Ch.1:	Off	Frequency base	Transformation
FFT size	9600	Overlap	0 %
Window function.	Hanning	Smooth	Off
dB weighting	A Weighting	Stimulus max.	1155.0 Hz
Stimulus min.	855.0 Hz	Analysis max.	850.0 Hz
Analysis min.	20.0 Hz	Analysis (2) max.	20000.0 Hz
Analysis (2) min.	1160.0 Hz		

Special Features

Compensate delay 163.8000 ms (D_RCV_NB, Delay (Cross))
Store to variable RCVNB10_1000Hz

labCORE Settings

labCORE Serial	77000207	Nickname	
Firmware	3.4.17	Sync Source	Internal
Clock Pitch	0.00 ppm		

labCORE Routing

Out Channel 1 -> Power Amp. (Slot 10) 1 -> HATS 1 (HMS II.3) Speaker
Out Channel 2 -> Analog Out 1/2 2 -> Radio Tester 1 (CMW500) In
In Channel 1 <- Analog In 1/2 In 1 <- Radio Tester 1 (CMW500) Out
In Channel 2 <- BEQ Filter 1 R <- Mic Amp. (Slot 6) In 2 <- HATS 1 (HMS II.3) Mic. Right

Analog In Mainboard Settings (Analog In 1/2)

Range Ch. 1	0.00 dB	Ch. 0 Float	On
Range Ch. 2	0.00 dB	Ch. 1 Float	On

Analog Out Mainboard Settings (Analog Out 1/2)

Range Ch. 1	0.00 dB	Range Ch. 2	0.00 dB
-------------	---------	-------------	---------

Microphone Settings (Mic Amp. (Slot 6))

Channel In 1 Settings
Range 114 dB[SPL] @ 12.5 mV/Pa Highpass Off
Polarisation Voltage200V Supply Voltage ±60V
Channel In 2 Settings
Range 114 dB[SPL] @ 12.5 mV/Pa Highpass 20Hz
Polarisation Voltage200V Supply Voltage ±60V
Channel In 3 Settings
Range 114 dB[SPL] @ 12.5 mV/Pa Highpass Off
Polarisation Voltage200V Supply Voltage ±60V
Channel In 4 Settings
Range 114 dB[SPL] @ 12.5 mV/Pa Highpass Off
Polarisation Voltage200V Supply Voltage ±60V

BEQ Settings (BEQ Filter 1)

Block mode Bypass

Artificial Head Settings (HATS 1 (HMS II.3))

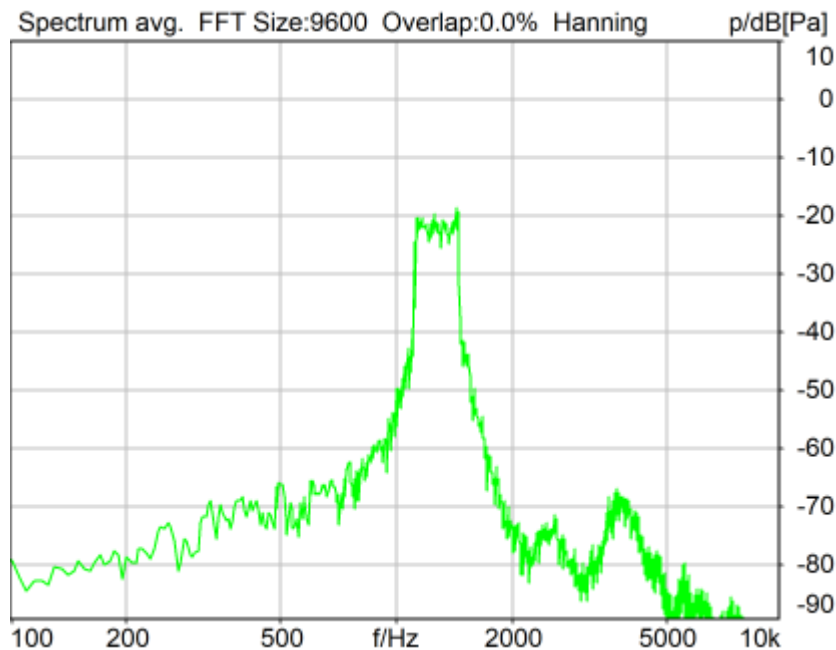
Ser. Nr.	12306613	Pinna Type	Type 3.3
----------	----------	------------	----------

HIB Settings

HIB Name	60020095	Serial	60020095
HIB Mode	Mobile Measurement	Impedance	32 Ohm
Gain out 1	-40.00 dB	Gain out 2	0.00 dB
Gain in 1	0.00 dB	Gain in 2	0.00 dB
Mic 1 Power Supply	Off	Mic 2 Power Supply	Off

5.2 RCV Distortion and Noise - 1250 Hz NB

TIA-5050 (2018-01) \ Measurements \ Narrowband \ 5.2 Receive Distortion and Noise 2N



Distortion (Noise) RCV (packed): 22.71 dB (7.32%) Ok

Ok

2024/1/16 16:07 ACQUA 5.1.200

Unmodified HEAD acoustics Measurement Descriptor

Limits

	lower
Run 1	20.00 dB

Meas. Setting off

Underlying Standard: TIA-5050 (2018-01)

Database Version: 40_HAC_Suite_Rev03

Source: act_rpn_b250ms_1250hz_sr20dbm0_v02.dat

Level adj. Ch1 -90.0 dB

Calibration

Input ch.2: 0.49 dB 2023/11/1 (HATS 1 (HMS II.3))

Output ch.2: 0.00 dB 2023/6/27 (Radio Tester 1 (CMW500))

HHP IV Settings (Setting: STD:(0,0,0) rel AHP)

MECRP Delta Ye	0.0 mm	Rotation Delta A	0.0 °
MECRP Delta Ze	0.0 mm	Rotation Delta C	0.0 °
Delta Xe	0.0 mm	Rotation Delta B	5.0 °
Delta Ye	0.0 mm	Delta A	0.0 °
		Delta C	0.0 °

Delta Ze	0.0 mm	Delta B	0.0 °
Ym	-0.3 mm	Ear Type	3.3 Coordinates

Mounting: Right Ear
 Force to apply: 2.0 N, Force reached: 2.0 N

Output Equalization/Filter

Mouth Eq. Ch.1: HATS 1 (HMS II.3)

Analysis

Direction	Out 2 -> In 2		
Range start	13550.00 ms	Range length	200.00 ms
Number of seq.	10	Sequence length	400.00 ms
Use FIR Filter	Ch2	FIR filter	drp2ff_ieee1652
DRP/ERP Ch.1:	Off	DRP/ERP Ch.2:	Off
Frequency base	Transformation		
FFT size	9600	Overlap	0 %
Window function.	Hanning	Smooth	Off
dB weighting	A Weighting		
Stimulus min.	1085.0 Hz	Stimulus max.	1450.0 Hz
Analysis min.	20.0 Hz	Analysis max.	1080.0 Hz
Analysis (2) min.	1455.0 Hz	Analysis (2) max.	20000.0 Hz

Special Features

Compensate delay 163.8000 ms (D_RCV_NB, Delay (Cross))
 Store to variable RCVNB10_1250Hz

labCORE Settings

labCORE Serial	77000207	Nickname	
Firmware	3.4.17	Sync Source	Internal
Clock Pitch	0.00 ppm		

labCORE Routing

Out Channel 1 -> Power Amp. (Slot 10) 1 -> HATS 1 (HMS II.3) Speaker
 Out Channel 2 -> Analog Out 1/2 2 -> Radio Tester 1 (CMW500) In
 In Channel 1 <- Analog In 1/2 In 1 <- Radio Tester 1 (CMW500) Out
 In Channel 2 <- BEQ Filter 1 R <- Mic Amp. (Slot 6) In 2 <- HATS 1 (HMS II.3) Mic. Right

 Analog In Mainboard Settings (Analog In 1/2)

Range Ch. 1	0.00 dB	Ch. 0 Float	On
Range Ch. 2	0.00 dB	Ch. 1 Float	On

 Analog Out Mainboard Settings (Analog Out 1/2)

Range Ch. 1	0.00 dB	Range Ch. 2	0.00 dB
-------------	---------	-------------	---------

 Microphone Settings (Mic Amp. (Slot 6))

Channel In 1 Settings
 Range 114 dB[SPL] @ 12.5 mV/Pa Highpass Off
 Polarisation Voltage200V Supply Voltage ±60V

Channel In 2 Settings
 Range 114 dB[SPL] @ 12.5 mV/Pa Highpass 20Hz
 Polarisation Voltage200V Supply Voltage ±60V

Channel In 3 Settings
 Range 114 dB[SPL] @ 12.5 mV/Pa Highpass Off
 Polarisation Voltage200V Supply Voltage ±60V

Channel In 4 Settings
 Range 114 dB[SPL] @ 12.5 mV/Pa Highpass Off
 Polarisation Voltage200V Supply Voltage ±60V

 BEQ Settings (BEQ Filter 1)

Block mode Bypass

 Artificial Head Settings (HATS 1 (HMS II.3))

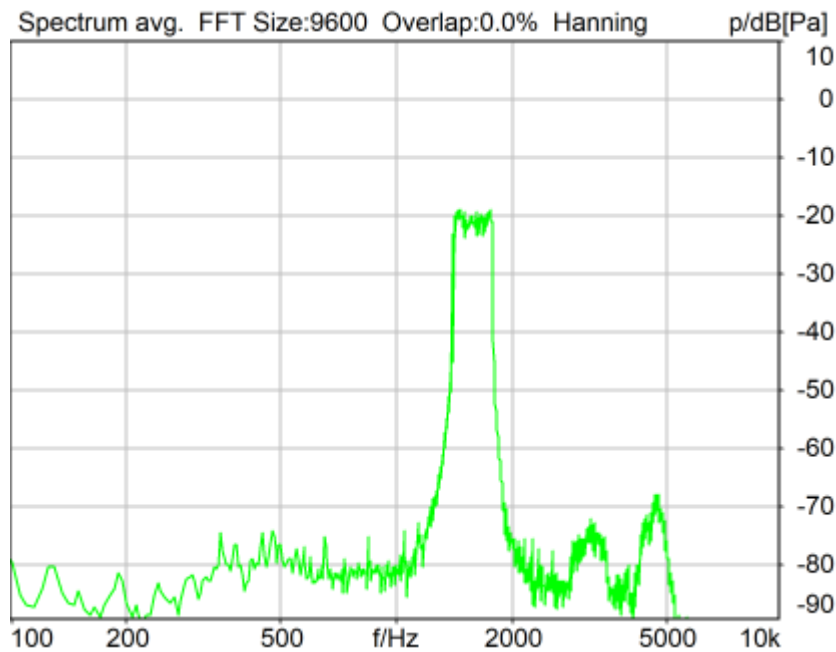
Ser. Nr.	12306613	Pinna Type	Type 3.3
----------	----------	------------	----------

HIB Settings

HIB Name	60020095	Serial	60020095
HIB Mode	Mobile Measurement	Impedance	32 Ohm
Gain out 1	-40.00 dB	Gain out 2	0.00 dB
Gain in 1	0.00 dB	Gain in 2	0.00 dB
Mic 1 Power Supply	Off	Mic 2 Power Supply	Off

5.2 RCV Distortion and Noise - 1600 Hz NB

TIA-5050 (2018-01) \ Measurements \ Narrowband \ 5.2 Receive Distortion and Noise 2N



Distortion (Noise) RCV (packed): 39.70 dB (1.03%) Ok

Ok

2024/1/16 16:07 ACQUA 5.1.200

Unmodified HEAD acoustics Measurement Descriptor

Limits

	lower
Run 1	20.00 dB

Meas. Setting off

Underlying Standard: TIA-5050 (2018-01)

Database Version: 40_HAC_Suite_Rev03

Source: act_rpn_b250ms_1600hz_sr20dbm0_v02.dat

Level adj. Ch1 -90.0 dB

Calibration

Input ch.2: 0.49 dB 2023/11/1 (HATS 1 (HMS II.3))

Output ch.2: 0.00 dB 2023/6/27 (Radio Tester 1 (CMW500))

HHP IV Settings (Setting: STD:(0,0,0) rel AHP)

MECRP Delta Ye	0.0 mm	Rotation Delta A	0.0 °
MECRP Delta Ze	0.0 mm	Rotation Delta C	0.0 °
Delta Xe	0.0 mm	Rotation Delta B	5.0 °
Delta Ye	0.0 mm	Delta A	0.0 °
		Delta C	0.0 °

Delta Ze	0.0 mm	Delta B	0.0 °
Ym	-0.3 mm	Ear Type	3.3 Coordinates

Mounting: Right Ear
 Force to apply: 2.0 N, Force reached: 2.0 N

Output Equalization/Filter

Mouth Eq. Ch.1: HATS 1 (HMS II.3)

Analysis

Direction	Out 2 -> In 2		
Range start	13550.00 ms	Range length	200.00 ms
Number of seq.	10	Sequence length	400.00 ms
Use FIR Filter	Ch2	FIR filter	drp2ff_ieee1652
DRP/ERP Ch.1:	Off	DRP/ERP Ch.2:	Off
Frequency base	Transformation		
FFT size	9600	Overlap	0 %
Window function.	Hanning	Smooth	Off
dB weighting	A Weighting		
Stimulus min.	1375.0 Hz	Stimulus max.	1815.0 Hz
Analysis min.	20.0 Hz	Analysis max.	1370.0 Hz
Analysis (2) min.	1820.0 Hz	Analysis (2) max.	20000.0 Hz

Special Features

Compensate delay 163.8000 ms (D_RCV_NB, Delay (Cross))
 Store to variable RCVNB10_1600Hz

labCORE Settings

labCORE Serial	77000207	Nickname	
Firmware	3.4.17	Sync Source	Internal
Clock Pitch	0.00 ppm		

labCORE Routing

Out Channel 1 -> Power Amp. (Slot 10) 1 -> HATS 1 (HMS II.3) Speaker
 Out Channel 2 -> Analog Out 1/2 2 -> Radio Tester 1 (CMW500) In
 In Channel 1 <- Analog In 1/2 In 1 <- Radio Tester 1 (CMW500) Out
 In Channel 2 <- BEQ Filter 1 R <- Mic Amp. (Slot 6) In 2 <- HATS 1 (HMS II.3) Mic. Right

 Analog In Mainboard Settings (Analog In 1/2)

Range Ch. 1	0.00 dB	Ch. 0 Float	On
Range Ch. 2	0.00 dB	Ch. 1 Float	On

 Analog Out Mainboard Settings (Analog Out 1/2)

Range Ch. 1	0.00 dB	Range Ch. 2	0.00 dB
-------------	---------	-------------	---------

 Microphone Settings (Mic Amp. (Slot 6))

Channel In 1 Settings
 Range 114 dB[SPL] @ 12.5 mV/Pa Highpass Off
 Polarisation Voltage200V Supply Voltage ±60V

Channel In 2 Settings
 Range 114 dB[SPL] @ 12.5 mV/Pa Highpass 20Hz
 Polarisation Voltage200V Supply Voltage ±60V

Channel In 3 Settings
 Range 114 dB[SPL] @ 12.5 mV/Pa Highpass Off
 Polarisation Voltage200V Supply Voltage ±60V

Channel In 4 Settings
 Range 114 dB[SPL] @ 12.5 mV/Pa Highpass Off
 Polarisation Voltage200V Supply Voltage ±60V

 BEQ Settings (BEQ Filter 1)

Block mode Bypass

 Artificial Head Settings (HATS 1 (HMS II.3))

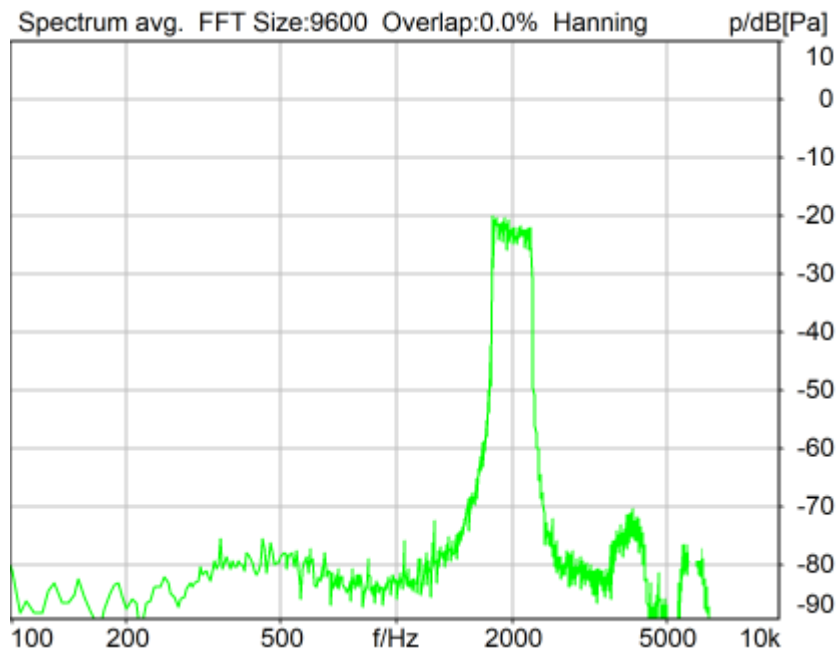
Ser. Nr.	12306613	Pinna Type	Type 3.3
----------	----------	------------	----------

HIB Settings

HIB Name	60020095	Serial	60020095
HIB Mode	Mobile Measurement	Impedance	32 Ohm
Gain out 1	-40.00 dB	Gain out 2	0.00 dB
Gain in 1	0.00 dB	Gain in 2	0.00 dB
Mic 1 Power Supply	Off	Mic 2 Power Supply	Off

5.2 RCV Distortion and Noise - 2000 Hz NB

TIA-5050 (2018-01) \ Measurements \ Narrowband \ 5.2 Receive Distortion and Noise 2N



Distortion (Noise) RCV (packed): 37.03 dB (1.41%) Ok

Ok

2024/1/16 16:07 ACQUA 5.1.200

Unmodified HEAD acoustics Measurement Descriptor

Limits

	lower
Run 1	20.00 dB

Meas. Setting off

Underlying Standard: TIA-5050 (2018-01)

Database Version: 40_HAC_Suite_Rev03

Source: act_rpn_b250ms_2000hz_sr20dbm0_v02.dat

Level adj. Ch1 -90.0 dB

Calibration

Input ch.2: 0.49 dB 2023/11/1 (HATS 1 (HMS II.3))

Output ch.2: 0.00 dB 2023/6/27 (Radio Tester 1 (CMW500))

HHP IV Settings (Setting: STD:(0,0,0) rel AHP)

MECRP Delta Ye	0.0 mm	Rotation Delta A	0.0 °
MECRP Delta Ze	0.0 mm	Rotation Delta C	0.0 °
Delta Xe	0.0 mm	Rotation Delta B	5.0 °
Delta Ye	0.0 mm	Delta A	0.0 °
		Delta C	0.0 °

Delta Ze	0.0 mm	Delta B	0.0 °
Ym	-0.3 mm	Ear Type	3.3 Coordinates

Mounting: Right Ear
 Force to apply: 2.0 N, Force reached: 2.0 N

Output Equalization/Filter

Mouth Eq. Ch.1: HATS 1 (HMS II.3)

Analysis

Direction	Out 2 -> In 2		
Range start	13550.00 ms	Range length	200.00 ms
Number of seq.	10	Sequence length	400.00 ms
Use FIR Filter	Ch2	FIR filter	drp2ff_ieee1652
DRP/ERP Ch.1:	Off	DRP/ERP Ch.2:	Off
Frequency base	Transformation		
FFT size	9600	Overlap	0 %
Window function.	Hanning	Smooth	Off
dB weighting	A Weighting		
Stimulus min.	1745.0 Hz	Stimulus max.	2275.0 Hz
Analysis min.	20.0 Hz	Analysis max.	1740.0 Hz
Analysis (2) min.	2280.0 Hz	Analysis (2) max.	20000.0 Hz

Special Features

Compensate delay 163.8000 ms (D_RCV_NB, Delay (Cross))
 Store to variable RCVNB10_2000Hz

labCORE Settings

labCORE Serial	77000207	Nickname	
Firmware	3.4.17	Sync Source	Internal
Clock Pitch	0.00 ppm		

labCORE Routing

Out Channel 1 -> Power Amp. (Slot 10) 1 -> HATS 1 (HMS II.3) Speaker
 Out Channel 2 -> Analog Out 1/2 2 -> Radio Tester 1 (CMW500) In
 In Channel 1 <- Analog In 1/2 In 1 <- Radio Tester 1 (CMW500) Out
 In Channel 2 <- BEQ Filter 1 R <- Mic Amp. (Slot 6) In 2 <- HATS 1 (HMS II.3) Mic. Right

 Analog In Mainboard Settings (Analog In 1/2)

Range Ch. 1	0.00 dB	Ch. 0 Float	On
Range Ch. 2	0.00 dB	Ch. 1 Float	On

 Analog Out Mainboard Settings (Analog Out 1/2)

Range Ch. 1	0.00 dB	Range Ch. 2	0.00 dB
-------------	---------	-------------	---------

 Microphone Settings (Mic Amp. (Slot 6))

Channel In 1 Settings
 Range 114 dB[SPL] @ 12.5 mV/Pa Highpass Off
 Polarisation Voltage200V Supply Voltage ±60V

Channel In 2 Settings
 Range 114 dB[SPL] @ 12.5 mV/Pa Highpass 20Hz
 Polarisation Voltage200V Supply Voltage ±60V

Channel In 3 Settings
 Range 114 dB[SPL] @ 12.5 mV/Pa Highpass Off
 Polarisation Voltage200V Supply Voltage ±60V

Channel In 4 Settings
 Range 114 dB[SPL] @ 12.5 mV/Pa Highpass Off
 Polarisation Voltage200V Supply Voltage ±60V

 BEQ Settings (BEQ Filter 1)

Block mode Bypass

 Artificial Head Settings (HATS 1 (HMS II.3))

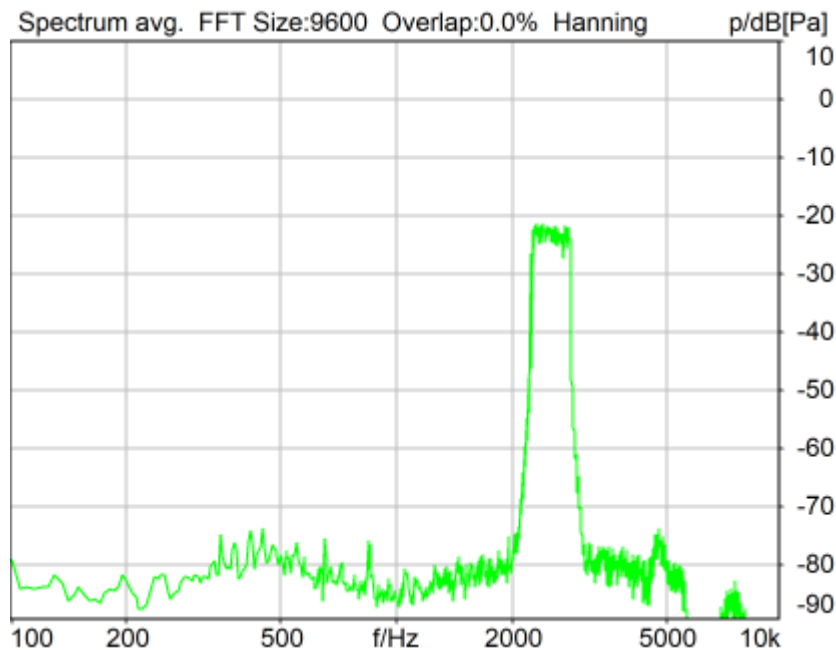
Ser. Nr.	12306613	Pinna Type	Type 3.3
----------	----------	------------	----------

HIB Settings

HIB Name	60020095	Serial	60020095
HIB Mode	Mobile Measurement	Impedance	32 Ohm
Gain out 1	-40.00 dB	Gain out 2	0.00 dB
Gain in 1	0.00 dB	Gain in 2	0.00 dB
Mic 1 Power Supply	Off	Mic 2 Power Supply	Off

5.2 RCV Distortion and Noise - 2500 Hz NB

TIA-5050 (2018-01) \ Measurements \ Narrowband \ 5.2 Receive Distortion and Noise 2N



Distortion (Noise) RCV (packed): 38.13 dB (1.24%) Ok

Ok

2024/1/16 16:08 ACQUA 5.1.200

Unmodified HEAD acoustics Measurement Descriptor

Limits

	lower
Run 1	20.00 dB

Meas. Setting off

Underlying Standard: TIA-5050 (2018-01)

Database Version: 40_HAC_Suite_Rev03

Source: act_rpn_b250ms_2500hz_sr20dbm0_v02.dat

Level adj. Ch1 -90.0 dB

Calibration

Input ch.2: 0.49 dB 2023/11/1 (HATS 1 (HMS II.3))

Output ch.2: 0.00 dB 2023/6/27 (Radio Tester 1 (CMW500))

HHP IV Settings (Setting: STD:(0,0,0) rel AHP)

MECRP Delta Ye	0.0 mm	Rotation Delta A	0.0 °
MECRP Delta Ze	0.0 mm	Rotation Delta C	0.0 °
Delta Xe	0.0 mm	Rotation Delta B	5.0 °
Delta Ye	0.0 mm	Delta A	0.0 °
		Delta C	0.0 °

Delta Ze	0.0 mm	Delta B	0.0 °
Ym	-0.3 mm	Ear Type	3.3 Coordinates

Mounting: Right Ear
 Force to apply: 2.0 N, Force reached: 2.0 N

Output Equalization/Filter

Mouth Eq. Ch.1: HATS 1 (HMS II.3)

Analysis

Direction	Out 2 -> In 2		
Range start	13550.00 ms	Range length	200.00 ms
Number of seq.	10	Sequence length	400.00 ms
Use FIR Filter	Ch2	FIR filter	drp2ff_ieee1652
DRP/ERP Ch.1:	Off	DRP/ERP Ch.2:	Off
Frequency base	Transformation		
FFT size	9600	Overlap	0 %
Window function.	Hanning	Smooth	Off
dB weighting	A Weighting		
Stimulus min.	2205.0 Hz	Stimulus max.	2855.0 Hz
Analysis min.	20.0 Hz	Analysis max.	2200.0 Hz
Analysis (2) min.	2860.0 Hz	Analysis (2) max.	20000.0 Hz

Special Features

Compensate delay 163.8000 ms (D_RCV_NB, Delay (Cross))
 Store to variable RCVNB10_2500Hz

labCORE Settings

labCORE Serial	77000207	Nickname	
Firmware	3.4.17	Sync Source	Internal
Clock Pitch	0.00 ppm		

labCORE Routing

Out Channel 1 -> Power Amp. (Slot 10) 1 -> HATS 1 (HMS II.3) Speaker
 Out Channel 2 -> Analog Out 1/2 2 -> Radio Tester 1 (CMW500) In
 In Channel 1 <- Analog In 1/2 In 1 <- Radio Tester 1 (CMW500) Out
 In Channel 2 <- BEQ Filter 1 R <- Mic Amp. (Slot 6) In 2 <- HATS 1 (HMS II.3) Mic. Right

 Analog In Mainboard Settings (Analog In 1/2)

Range Ch. 1	0.00 dB	Ch. 0 Float	On
Range Ch. 2	0.00 dB	Ch. 1 Float	On

 Analog Out Mainboard Settings (Analog Out 1/2)

Range Ch. 1	0.00 dB	Range Ch. 2	0.00 dB
-------------	---------	-------------	---------

 Microphone Settings (Mic Amp. (Slot 6))

Channel In 1 Settings
 Range 114 dB[SPL] @ 12.5 mV/Pa Highpass Off
 Polarisation Voltage200V Supply Voltage ±60V

Channel In 2 Settings
 Range 114 dB[SPL] @ 12.5 mV/Pa Highpass 20Hz
 Polarisation Voltage200V Supply Voltage ±60V

Channel In 3 Settings
 Range 114 dB[SPL] @ 12.5 mV/Pa Highpass Off
 Polarisation Voltage200V Supply Voltage ±60V

Channel In 4 Settings
 Range 114 dB[SPL] @ 12.5 mV/Pa Highpass Off
 Polarisation Voltage200V Supply Voltage ±60V

 BEQ Settings (BEQ Filter 1)

Block mode Bypass

 Artificial Head Settings (HATS 1 (HMS II.3))

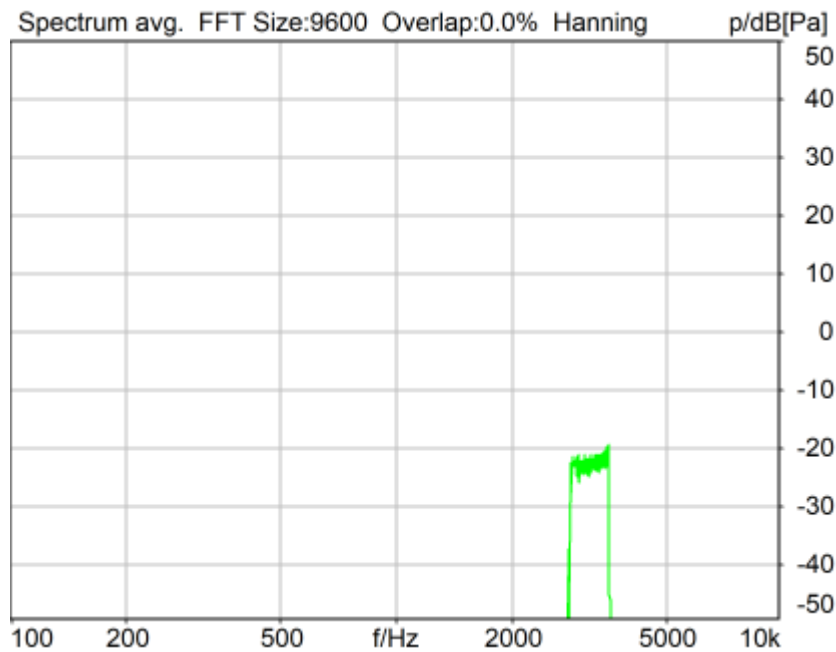
Ser. Nr.	12306613	Pinna Type	Type 3.3
----------	----------	------------	----------

HIB Settings

HIB Name	60020095	Serial	60020095
HIB Mode	Mobile Measurement	Impedance	32 Ohm
Gain out 1	-40.00 dB	Gain out 2	0.00 dB
Gain in 1	0.00 dB	Gain in 2	0.00 dB
Mic 1 Power Supply	Off	Mic 2 Power Supply	Off

5.2 RCV Distortion and Noise - 3150 Hz NB

TIA-5050 (2018-01) \ Measurements \ Narrowband \ 5.2 Receive Distortion and Noise 2N



Distortion (Noise) RCV (packed): 38.26 dB (1.22%) Ok

Ok

2024/1/16 16:08 ACQUA 5.1.200

Unmodified HEAD acoustics Measurement Descriptor

Limits

	lower
Run 1	20.00 dB

Meas. Setting off

Underlying Standard: TIA-5050 (2018-01)

Database Version: 40_HAC_Suite_Rev03

Source: act_rpn_b250ms_3150hz_sr20dbm0_v02.dat

Level adj. Ch1 -90.0 dB

Calibration

Input ch.2: 0.49 dB 2023/11/1 (HATS 1 (HMS II.3))

Output ch.2: 0.00 dB 2023/6/27 (Radio Tester 1 (CMW500))

HHP IV Settings (Setting: STD:(0,0,0) rel AHP)

MECRP Delta Ye	0.0 mm	Rotation Delta A	0.0 °
MECRP Delta Ze	0.0 mm	Rotation Delta C	0.0 °
Delta Xe	0.0 mm	Rotation Delta B	5.0 °
Delta Ye	0.0 mm	Delta A	0.0 °
		Delta C	0.0 °

Delta Ze	0.0 mm	Delta B	0.0 °
Ym	-0.3 mm	Ear Type	3.3 Coordinates

Mounting: Right Ear
 Force to apply: 2.0 N, Force reached: 2.0 N

Output Equalization/Filter

Mouth Eq. Ch.1: HATS 1 (HMS II.3)

Analysis

Direction	Out 2 -> In 2		
Range start	13550.00 ms	Range length	200.00 ms
Number of seq.	10	Sequence length	400.00 ms
Use FIR Filter	Ch2	FIR filter	drp2ff_ieee1652
DRP/ERP Ch.1:	Off	DRP/ERP Ch.2:	Off
Frequency base	Transformation		
FFT size	9600	Overlap	0 %
Window function.	Hanning	Smooth	Off
dB weighting	A Weighting		
Stimulus min.	2785.0 Hz	Stimulus max.	3585.0 Hz
Analysis min.	20.0 Hz	Analysis max.	2780.0 Hz
Analysis (2) min.	3590.0 Hz	Analysis (2) max.	20000.0 Hz

Special Features

Compensate delay 163.8000 ms (D_RCV_NB, Delay (Cross))
 Store to variable RCVNB10_3150Hz

labCORE Settings

labCORE Serial	77000207	Nickname	
Firmware	3.4.17	Sync Source	Internal
Clock Pitch	0.00 ppm		

labCORE Routing

Out Channel 1 -> Power Amp. (Slot 10) 1 -> HATS 1 (HMS II.3) Speaker
 Out Channel 2 -> Analog Out 1/2 2 -> Radio Tester 1 (CMW500) In
 In Channel 1 <- Analog In 1/2 In 1 <- Radio Tester 1 (CMW500) Out
 In Channel 2 <- BEQ Filter 1 R <- Mic Amp. (Slot 6) In 2 <- HATS 1 (HMS II.3) Mic. Right

 Analog In Mainboard Settings (Analog In 1/2)

Range Ch. 1	0.00 dB	Ch. 0 Float	On
Range Ch. 2	0.00 dB	Ch. 1 Float	On

 Analog Out Mainboard Settings (Analog Out 1/2)

Range Ch. 1	0.00 dB	Range Ch. 2	0.00 dB
-------------	---------	-------------	---------

 Microphone Settings (Mic Amp. (Slot 6))

Channel In 1 Settings
 Range 114 dB[SPL] @ 12.5 mV/Pa Highpass Off
 Polarisation Voltage200V Supply Voltage ±60V

Channel In 2 Settings
 Range 114 dB[SPL] @ 12.5 mV/Pa Highpass 20Hz
 Polarisation Voltage200V Supply Voltage ±60V

Channel In 3 Settings
 Range 114 dB[SPL] @ 12.5 mV/Pa Highpass Off
 Polarisation Voltage200V Supply Voltage ±60V

Channel In 4 Settings
 Range 114 dB[SPL] @ 12.5 mV/Pa Highpass Off
 Polarisation Voltage200V Supply Voltage ±60V

 BEQ Settings (BEQ Filter 1)

Block mode Bypass

 Artificial Head Settings (HATS 1 (HMS II.3))

Ser. Nr.	12306613	Pinna Type	Type 3.3
----------	----------	------------	----------

HIB Settings

HIB Name	60020095	Serial	60020095
HIB Mode	Mobile Measurement	Impedance	32 Ohm
Gain out 1	-40.00 dB	Gain out 2	0.00 dB
Gain in 1	0.00 dB	Gain in 2	0.00 dB
Mic 1 Power Supply	Off	Mic 2 Power Supply	Off

Report - Receive Distortion and Noise (Conversational Gain)

TIA-5050 (2018-01) \ Measurements \ Narrowband \ 5.2 Receive Distortion and Noise 2N

Region	Frequency	SDNR
1	400Hz	30.21 dB
2	500Hz	31.54 dB
3	630Hz	33.66 dB
4	800Hz	35.52 dB
5	1000Hz	30.41 dB
6	1250Hz	22.71 dB
7	1600Hz	39.70 dB
8	2000Hz	37.03 dB
9	2500Hz	38.13 dB
10	3150Hz	38.26 dB

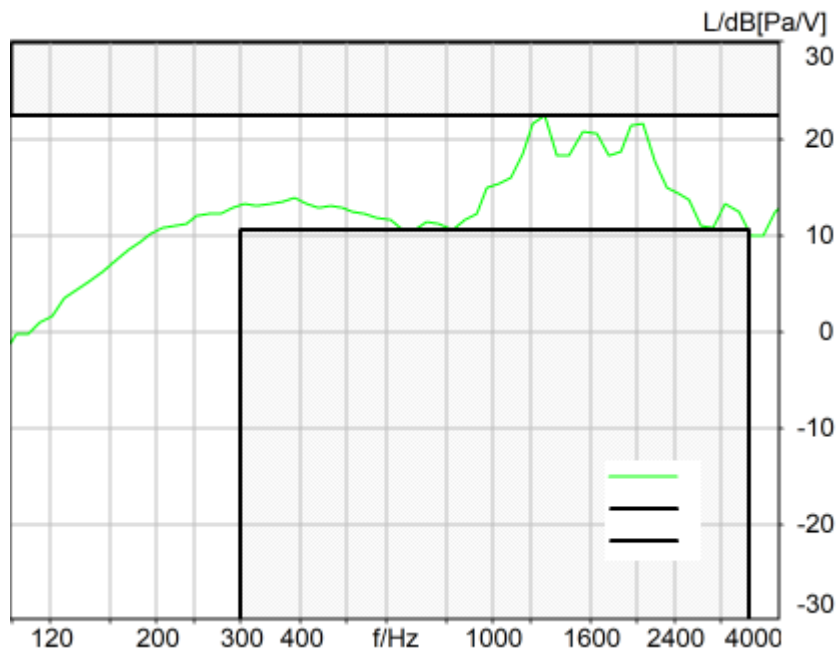
All SDNRs were greater than 20.0 dB, requirement was met.

Smallest SDNR was 22.71dB at 1250Hz.

2024/1/16 16:08 ACQUA

5.3 Frequency Response 8N FF HANB

TIA-5050 (2018-01) \ Measurements \ Narrowband



Absolute minimal distance
 0.01 dB at 649.1 Hz Ok

Ok

2024/1/16 9:16 ACQUA 5.1.200
 Unmodified HEAD acoustics Measurement Descriptor

Limits

	lower
Run 1	Fit into tolerance

Meas. Setting off

Underlying Standard: TIA-5050 (2018-01)
 Database Version: 40_HAC_Suite_Rev03

Source: respmaleieeee269_nb_r16.dat

Level adj. Ch1 -90.0 dB Level adj. Ch2 -4.0 dB

NARROWBAND IEEE-269-2010 Real Speech Signal at Channel 2

Pause 0.5 s +

Real Speech (english, male speaker) 11.5 s, Active Speech Level: -16 dBm0, margin 15.9 dB +

Pause till end of file

Signal level (ch1): -16 dBm0 Active Speech Level, margin 15.9 dB

Signal taken from "IEEE_269-2010_Male_mono_48_kHz.wav"

Alteration:

0.2 s Pause added at the beginning of the file.

0.8 s Pause added at the end of the file.
 filtered with 4.0 kHz low-pass filter
 signal level changed

Calibration

Input ch.2: 0.49 dB 2023/11/1 (HATS 1 (HMS II.3))
 Output ch.2: 0.00 dB 2023/6/27 (Radio Tester 1 (CMW500))

HHP IV Settings (Setting: STD:(0,0,0) rel AHP)

		Rotation Delta A	0.0 °
MECRP Delta Ye	0.0 mm	Rotation Delta C	0.0 °
MECRP Delta Ze	0.0 mm	Rotation Delta B	5.0 °
Delta Xe	0.0 mm	Delta A	0.0 °
Delta Ye	0.0 mm	Delta C	0.0 °
Delta Ze	0.0 mm	Delta B	0.0 °
Ym	-3.9 mm	Ear Type 3.3 Coordinates	

Mounting: Right Ear
 Force to apply: 8.0 N, Force reached: 8.0 N

Output Equalization/Filter

Mouth Eq. Ch.1: HATS 1 (HMS II.3)

Analysis

Direction	Out 2 -> In 2		
Range start	500.00 ms	Range length	11500.00 ms
Use FIR Filter	Ch2	FIR filter	drp2ff_ieee1652
DRP/ERP Ch.1:	Off	DRP/ERP Ch.2:	Off
Frequency base	12th octave	DIN Row	Row A
Method	FFT		
FFT size	4096	Overlap	75 %
Window function.	Hanning		
Reference file	r521_rcv_frq_spee269_hanb.fft		
Tol. scheme file	521_rcv_frq_man_hanb.tol	Min. freq. for tol.	100.0 Hz
Auto adjust	Centrate	Max. freq. for tol.	4000.0 Hz

Special Features

Compensate delay 163.8000 ms (D_RCV_NB, Delay (Cross))

labCORE Settings

labCORE Serial	77000207	Nickname	
Firmware	3.4.17	Sync Source	Internal
Clock Pitch	0.00 ppm		

labCORE Routing

Out Channel 1 -> Power Amp. (Slot 10) 1 -> HATS 1 (HMS II.3) Speaker
 Out Channel 2 -> VoIP 1 -> Radio Tester 1 (CMW500) RF In/Out
 In Channel 1 <- VoIP In/Out 1 <- Radio Tester 1 (CMW500) RF In/Out
 In Channel 2 <- BEQ Filter 1 R <- Mic Amp. (Slot 6) In 2 <- HATS 1 (HMS II.3) Mic. Right

Microphone Settings (Mic Amp. (Slot 6))

Channel In 1 Settings			
Range	114 dB[SPL] @ 12.5 mV/Pa	Highpass	20Hz
Polarisation Voltage200V		Supply Voltage	±60V
Channel In 2 Settings			
Range	114 dB[SPL] @ 12.5 mV/Pa	Highpass	20Hz
Polarisation Voltage200V		Supply Voltage	±60V
Channel In 3 Settings			
Range	114 dB[SPL] @ 12.5 mV/Pa	Highpass	Off
Polarisation Voltage200V		Supply Voltage	±60V
Channel In 4 Settings			
Range	114 dB[SPL] @ 12.5 mV/Pa	Highpass	Off
Polarisation Voltage200V		Supply Voltage	±60V

VoIP Settings (VoIP)

RTP Connection	Streaming	SIP Connection	Unavailable
----------------	-----------	----------------	-------------

SIP Reg. State	Unregistered	Jitterbuffer Length	140
Jitter Buffer Reset	On Playback	Enabled Codec	EVS/16000/1
Packet Length	20	Encoder Parameter	;br=5.9-24.4;bw=nb-swb;ch-aw-recv=2;max-red=0
FMTF Parameter	;br=5.9-24.4;bw=nb-swb;ch-aw-recv=2;max-red=0		
Impairment Mode	Off	Impairment Type	Off

BEQ Settings (BEQ Filter 1)
Block mode Bypass

Artificial Head Settings (HATS 1 (HMS II.3))

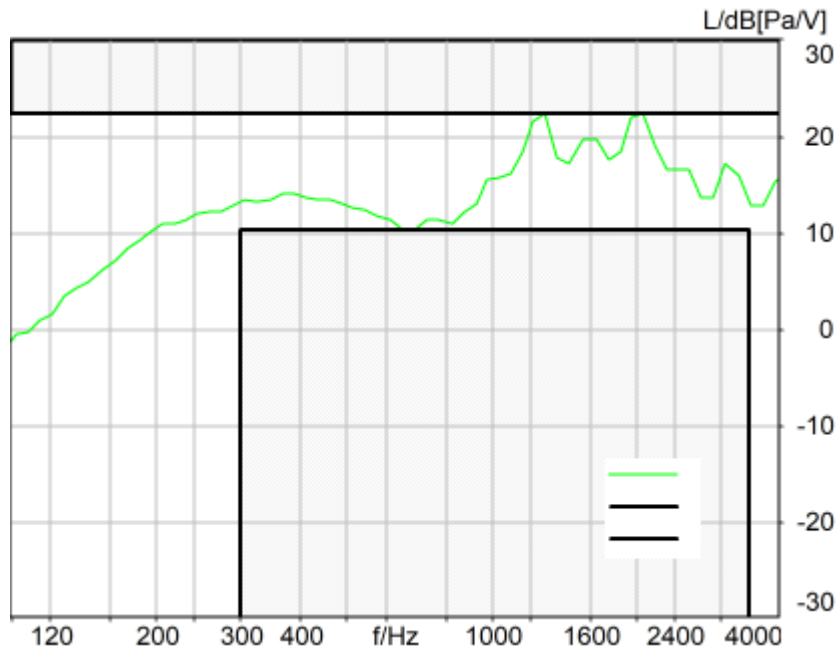
Ser. Nr.	12306613	Pinna Type	Type 3.3
----------	----------	------------	----------

HIB Settings

HIB Name	60020095	Serial	60020095
HIB Mode	Mobile Measurement	Impedance	32 Ohm
Gain out 1	-40.00 dB	Gain out 2	0.00 dB
Gain in 1	0.00 dB	Gain in 2	0.00 dB
Mic 1 Power Supply	Off	Mic 2 Power Supply	Off

5.3 Frequency Response 8N DF HANB

TIA-5050 (2018-01) \ Measurements \ Narrowband



Absolute minimal distance
 0.01 dB at 2057.5 Hz Ok

Ok

2024/1/16 9:17 ACQUA 5.1.200
 Unmodified HEAD acoustics Measurement Descriptor

Limits

	lower
Run 1	Fit into tolerance

Meas. Setting off

Underlying Standard: TIA-5050 (2018-01)
 Database Version: 40_HAC_Suite_Rev03

Source: respmaleieeee269_nb_r16.dat

Level adj. Ch1 -90.0 dB Level adj. Ch2 -4.0 dB

NARROWBAND IEEE-269-2010 Real Speech Signal at Channel 2

Pause 0.5 s +

Real Speech (english, male speaker) 11.5 s, Active Speech Level: -16 dBm0, margin 15.9 dB +

Pause till end of file

Signal level (ch1): -16 dBm0 Active Speech Level, margin 15.9 dB

Signal taken from "IEEE_269-2010_Male_mono_48_kHz.wav"

Alteration:

0.2 s Pause added at the beginning of the file.

0.8 s Pause added at the end of the file.
 filtered with 4.0 kHz low-pass filter
 signal level changed

Calibration

Input ch.2: 0.49 dB 2023/11/1 (HATS 1 (HMS II.3))
 Output ch.2: 0.00 dB 2023/6/27 (Radio Tester 1 (CMW500))

HHP IV Settings (Setting: STD:(0,0,0) rel AHP)

		Rotation Delta A	0.0 °
MECRP Delta Ye	0.0 mm	Rotation Delta C	0.0 °
MECRP Delta Ze	0.0 mm	Rotation Delta B	5.0 °
Delta Xe	0.0 mm	Delta A	0.0 °
Delta Ye	0.0 mm	Delta C	0.0 °
Delta Ze	0.0 mm	Delta B	0.0 °
Ym	-3.9 mm	Ear Type 3.3 Coordinates	

Mounting: Right Ear
 Force to apply: 8.0 N, Force reached: 8.0 N

Output Equalization/Filter

Mouth Eq. Ch.1: HATS 1 (HMS II.3)

Analysis

Direction	Out 2 -> In 2		
Range start	500.00 ms	Range length	11500.00 ms
Use FIR Filter	Ch2	FIR filter	drp2df_ieee1652
DRP/ERP Ch.1:	Off	DRP/ERP Ch.2:	Off
Frequency base	12th octave	DIN Row	Row A
Method	FFT		
FFT size	4096	Overlap	75 %
Window function.	Hanning		
Reference file	r521_rcv_frq_spee269_hanb.fft		
Tol. scheme file	521_rcv_frq_man_hanb.tol	Min. freq. for tol.	100.0 Hz
Auto adjust	Centrate	Max. freq. for tol.	4000.0 Hz

Special Features

Compensate delay 163.8000 ms (D_RCV_NB, Delay (Cross))

labCORE Settings

labCORE Serial	77000207	Nickname	
Firmware	3.4.17	Sync Source	Internal
Clock Pitch	0.00 ppm		

labCORE Routing

Out Channel 1 -> Power Amp. (Slot 10) 1 -> HATS 1 (HMS II.3) Speaker
 Out Channel 2 -> VoIP 1 -> Radio Tester 1 (CMW500) RF In/Out
 In Channel 1 <- VoIP In/Out 1 <- Radio Tester 1 (CMW500) RF In/Out
 In Channel 2 <- BEQ Filter 1 R <- Mic Amp. (Slot 6) In 2 <- HATS 1 (HMS II.3) Mic. Right

Microphone Settings (Mic Amp. (Slot 6))

Channel In 1 Settings			
Range	114 dB[SPL] @ 12.5 mV/Pa	Highpass	20Hz
Polarisation Voltage200V		Supply Voltage	±60V
Channel In 2 Settings			
Range	114 dB[SPL] @ 12.5 mV/Pa	Highpass	20Hz
Polarisation Voltage200V		Supply Voltage	±60V
Channel In 3 Settings			
Range	114 dB[SPL] @ 12.5 mV/Pa	Highpass	Off
Polarisation Voltage200V		Supply Voltage	±60V
Channel In 4 Settings			
Range	114 dB[SPL] @ 12.5 mV/Pa	Highpass	Off
Polarisation Voltage200V		Supply Voltage	±60V

VoIP Settings (VoIP)

RTP Connection	Streaming	SIP Connection	Unavailable
----------------	-----------	----------------	-------------

SIP Reg. State	Unregistered	Jitterbuffer Length	140
Jitter Buffer Reset	On Playback	Enabled Codec	EVS/16000/1
Packet Length	20	Encoder Parameter	;br=5.9-24.4;bw=nb-swb;ch-aw-recv=2;max-red=0
FMTF Parameter	;br=5.9-24.4;bw=nb-swb;ch-aw-recv=2;max-red=0		
Impairment Mode	Off	Impairment Type	Off

BEQ Settings (BEQ Filter 1)
Block mode Bypass

Artificial Head Settings (HATS 1 (HMS II.3))

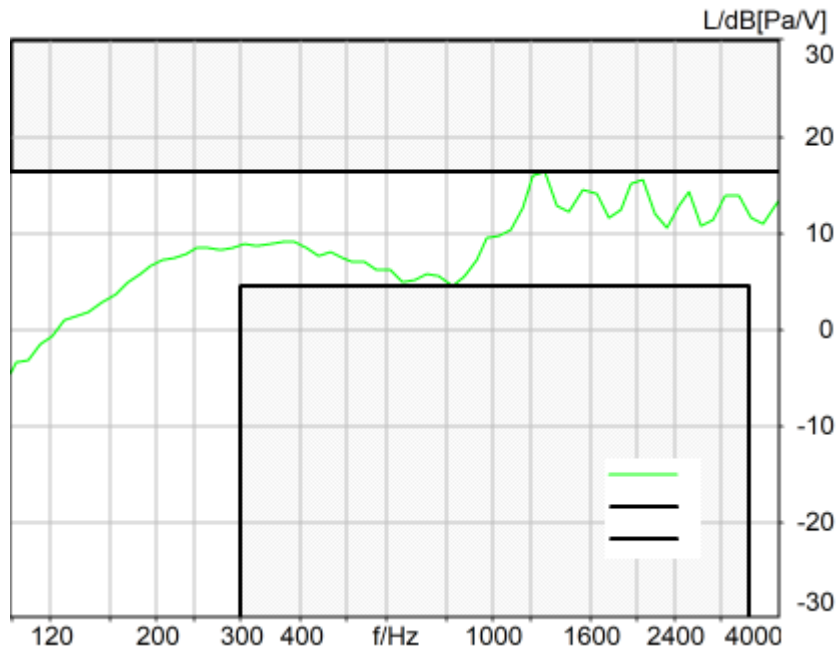
Ser. Nr.	12306613	Pinna Type	Type 3.3
----------	----------	------------	----------

HIB Settings

HIB Name	60020095	Serial	60020095
HIB Mode	Mobile Measurement	Impedance	32 Ohm
Gain out 1	-40.00 dB	Gain out 2	0.00 dB
Gain in 1	0.00 dB	Gain in 2	0.00 dB
Mic 1 Power Supply	Off	Mic 2 Power Supply	Off

5.3 Frequency Response 2N FF HANB

TIA-5050 (2018-01) \ Measurements \ Narrowband



Absolute minimal distance
 0.18 dB at 1285.9 Hz Ok

Ok

2024/1/16 16:10 ACQUA 5.1.200
 Unmodified HEAD acoustics Measurement Descriptor

Limits

	lower
Run 1	Fit into tolerance

Meas. Setting off

Underlying Standard: TIA-5050 (2018-01)
 Database Version: 40_HAC_Suite_Rev03

Source: respmaleieeee269_nb_r16.dat

Level adj. Ch1 -90.0 dB Level adj. Ch2 -4.0 dB

NARROWBAND IEEE-269-2010 Real Speech Signal at Channel 2

Pause 0.5 s +

Real Speech (english, male speaker) 11.5 s, Active Speech Level: -16 dBm0, margin 15.9 dB +

Pause till end of file

Signal level (ch1): -16 dBm0 Active Speech Level, margin 15.9 dB

Signal taken from "IEEE_269-2010_Male_mono_48_kHz.wav"

Alteration:

0.2 s Pause added at the beginning of the file.

0.8 s Pause added at the and of the file.
 filtered with 4.0 kHz low-pass filter
 signal level changed

Calibration

Input ch.2: 0.49 dB 2023/11/1 (HATS 1 (HMS II.3))
 Output ch.2: 0.00 dB 2023/6/27 (Radio Tester 1 (CMW500))

HHP IV Settings (Setting: STD:(0,0,0) rel AHP)

		Rotation Delta A	0.0 °
MECRP Delta Ye	0.0 mm	Rotation Delta C	0.0 °
MECRP Delta Ze	0.0 mm	Rotation Delta B	5.0 °
Delta Xe	0.0 mm	Delta A	0.0 °
Delta Ye	0.0 mm	Delta C	0.0 °
Delta Ze	0.0 mm	Delta B	0.0 °
Ym	-0.3 mm	Ear Type	3.3 Coordinates

Mounting: Right Ear
 Force to apply: 2.0 N, Force reached: 2.0 N

Output Equalization/Filter

Mouth Eq. Ch.1: HATS 1 (HMS II.3)

Analysis

Direction	Out 2 -> In 2		
Range start	500.00 ms	Range length	11500.00 ms
Use FIR Filter	Ch2	FIR filter	drp2ff_ieee1652
DRP/ERP Ch.1:	Off	DRP/ERP Ch.2:	Off
Frequency base	12th octave	DIN Row	Row A
Method	FFT		
FFT size	4096	Overlap	75 %
Window function.	Hanning		
Reference file	r521_rcv_frq_spee269_hanb.fft		
Tol. scheme file	521_rcv_frq_man_hanb.tol	Min. freq. for tol.	100.0 Hz
Auto adjust	Centrate	Max. freq. for tol.	4000.0 Hz

Special Features

Compensate delay 163.8000 ms (D_RCV_NB, Delay (Cross))

labCORE Settings

labCORE Serial	77000207	Nickname	
Firmware	3.4.17	Sync Source	Internal
Clock Pitch	0.00 ppm		

labCORE Routing

Out Channel 1 -> Power Amp. (Slot 10) 1 -> HATS 1 (HMS II.3) Speaker
 Out Channel 2 -> Analog Out 1/2 2 -> Radio Tester 1 (CMW500) In
 In Channel 1 <- Analog In 1/2 In 1 <- Radio Tester 1 (CMW500) Out
 In Channel 2 <- BEQ Filter 1 R <- Mic Amp. (Slot 6) In 2 <- HATS 1 (HMS II.3) Mic. Right

Analog In Mainboard Settings (Analog In 1/2)

Range Ch. 1	0.00 dB	Ch. 0 Float	On
Range Ch. 2	0.00 dB	Ch. 1 Float	On

Analog Out Mainboard Settings (Analog Out 1/2)

Range Ch. 1	0.00 dB	Range Ch. 2	0.00 dB
-------------	---------	-------------	---------

Microphone Settings (Mic Amp. (Slot 6))

Channel In 1 Settings			
Range	114 dB[SPL] @ 12.5 mV/Pa	Highpass	Off
Polarisation Voltage	200V	Supply Voltage	±60V
Channel In 2 Settings			
Range	114 dB[SPL] @ 12.5 mV/Pa	Highpass	20Hz
Polarisation Voltage	200V	Supply Voltage	±60V
Channel In 3 Settings			
Range	114 dB[SPL] @ 12.5 mV/Pa	Highpass	Off

Polarisation Voltage	200V	Supply Voltage	±60V
Channel In 4 Settings			
Range	114 dB[SPL] @ 12.5 mV/Pa	Highpass	Off
Polarisation Voltage	200V	Supply Voltage	±60V

BEQ Settings (BEQ Filter 1)

Block mode Bypass

Artificial Head Settings (HATS 1 (HMS II.3))

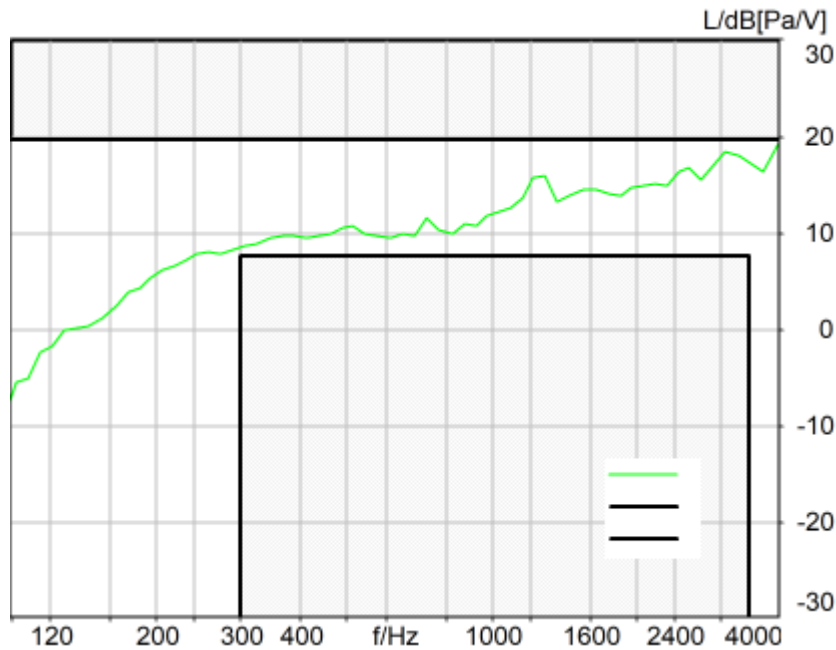
Ser. Nr.	12306613	Pinna Type	Type 3.3
----------	----------	------------	----------

HIB Settings

HIB Name	60020095	Serial	60020095
HIB Mode	Mobile Measurement	Impedance	32 Ohm
Gain out 1	-40.00 dB	Gain out 2	0.00 dB
Gain in 1	0.00 dB	Gain in 2	0.00 dB
Mic 1 Power Supply	Off	Mic 2 Power Supply	Off

5.3 Frequency Response 2N DF HANB

TIA-5050 (2018-01) \ Measurements \ Narrowband



Absolute minimal distance
 1.03 dB at 3882.4 Hz Ok

Ok

2024/1/16 16:09 ACQUA 5.1.200
 Unmodified HEAD acoustics Measurement Descriptor

Limits

	lower
Run 1	Fit into tolerance

Meas. Setting off

Underlying Standard: TIA-5050 (2018-01)
 Database Version: 40_HAC_Suite_Rev03

Source: respmaleieeee269_nb_r16.dat

Level adj. Ch1 -90.0 dB Level adj. Ch2 -4.0 dB

NARROWBAND IEEE-269-2010 Real Speech Signal at Channel 2

Pause 0.5 s +

Real Speech (english, male speaker) 11.5 s, Active Speech Level: -16 dBm0, margin 15.9 dB +

Pause till end of file

Signal level (ch1): -16 dBm0 Active Speech Level, margin 15.9 dB

Signal taken from "IEEE_269-2010_Male_mono_48_kHz.wav"

Alteration:

0.2 s Pause added at the beginning of the file.

0.8 s Pause added at the and of the file.
 filtered with 4.0 kHz low-pass filter
 signal level changed

Calibration

Input ch.2: 0.49 dB 2023/11/1 (HATS 1 (HMS II.3))
 Output ch.2: 0.00 dB 2023/6/27 (Radio Tester 1 (CMW500))

HHP IV Settings (Setting: STD:(0,0,0) rel AHP)

		Rotation Delta A	0.0 °
MECRP Delta Ye	0.0 mm	Rotation Delta C	0.0 °
MECRP Delta Ze	0.0 mm	Rotation Delta B	5.0 °
Delta Xe	0.0 mm	Delta A	0.0 °
Delta Ye	0.0 mm	Delta C	0.0 °
Delta Ze	0.0 mm	Delta B	0.0 °
Ym	-0.3 mm	Ear Type 3.3 Coordinates	

Mounting: Right Ear
 Force to apply: 2.0 N, Force reached: 2.0 N

Output Equalization/Filter

Mouth Eq. Ch.1: HATS 1 (HMS II.3)

Analysis

Direction	Out 2 -> In 2		
Range start	500.00 ms	Range length	11500.00 ms
Use FIR Filter	Ch2	FIR filter	drp2df_ieee1652
DRP/ERP Ch.1:	Off	DRP/ERP Ch.2:	Off
Frequency base	12th octave	DIN Row	Row A
Method	FFT		
FFT size	4096	Overlap	75 %
Window function.	Hanning		
Reference file	r521_rcv_frq_spee269_hanb.fft		
Tol. scheme file	521_rcv_frq_man_hanb.tol	Min. freq. for tol.	100.0 Hz
Auto adjust	Centrate	Max. freq. for tol.	4000.0 Hz

Special Features

Compensate delay 163.8000 ms (D_RCV_NB, Delay (Cross))

labCORE Settings

labCORE Serial	77000207	Nickname	
Firmware	3.4.17	Sync Source	Internal
Clock Pitch	0.00 ppm		

labCORE Routing

Out Channel 1 -> Power Amp. (Slot 10) 1 -> HATS 1 (HMS II.3) Speaker
 Out Channel 2 -> Analog Out 1/2 2 -> Radio Tester 1 (CMW500) In
 In Channel 1 <- Analog In 1/2 In 1 <- Radio Tester 1 (CMW500) Out
 In Channel 2 <- BEQ Filter 1 R <- Mic Amp. (Slot 6) In 2 <- HATS 1 (HMS II.3) Mic. Right

Analog In Mainboard Settings (Analog In 1/2)

Range Ch. 1	0.00 dB	Ch. 0 Float	On
Range Ch. 2	0.00 dB	Ch. 1 Float	On

Analog Out Mainboard Settings (Analog Out 1/2)

Range Ch. 1	0.00 dB	Range Ch. 2	0.00 dB
-------------	---------	-------------	---------

Microphone Settings (Mic Amp. (Slot 6))

Channel In 1 Settings			
Range	114 dB[SPL] @ 12.5 mV/Pa	Highpass	Off
Polarisation Voltage	200V	Supply Voltage	±60V
Channel In 2 Settings			
Range	114 dB[SPL] @ 12.5 mV/Pa	Highpass	20Hz
Polarisation Voltage	200V	Supply Voltage	±60V
Channel In 3 Settings			
Range	114 dB[SPL] @ 12.5 mV/Pa	Highpass	Off

Polarisation Voltage	200V	Supply Voltage	±60V
Channel In 4 Settings			
Range	114 dB[SPL] @ 12.5 mV/Pa	Highpass	Off
Polarisation Voltage	200V	Supply Voltage	±60V

BEQ Settings (BEQ Filter 1)

Block mode Bypass

Artificial Head Settings (HATS 1 (HMS II.3))

Ser. Nr.	12306613	Pinna Type	Type 3.3
----------	----------	------------	----------

HIB Settings

HIB Name	60020095	Serial	60020095
HIB Mode	Mobile Measurement	Impedance	32 Ohm
Gain out 1	-40.00 dB	Gain out 2	0.00 dB
Gain in 1	0.00 dB	Gain in 2	0.00 dB
Mic 1 Power Supply	Off	Mic 2 Power Supply	Off

Measurement Protocol

Measurement Object	LTE Band 2_20QPSK_100RB_0_EVS WB128kbps_CH18900
Project	HMD_2322#N159V

Project	TIA-5050 (2018-01)
Report Generation Date	2024/2/2 10:49
Responsible Person	audio

Status Overview

SMD	Status	Single Value Description	Single Value	Object
Overall Receive Delay WB	Done	Delay (Cross) [ms]	158.9	LTE Band 2_20QPSK_100RB_0_EVS WB128kbps_CH18900
5.1a Receive Volume Control Performance 8N WB	Not Ok	Corrected Speech Level [dB[SPL]]	17.16	LTE Band 2_20QPSK_100RB_0_EVS WB128kbps_CH18900
5.1b Receive Volume Control Performance 2N WB	Ok	Corrected Speech Level [dB[SPL]]	11.62	LTE Band 2_20QPSK_100RB_0_EVS WB128kbps_CH18900
5.2 RCV Distortion and Noise - 250 Hz WB	Ok	Distortion (Noise) [dB], 0.0 dB	31.50	LTE Band 2_20QPSK_100RB_0_EVS WB128kbps_CH18900
5.2 RCV Distortion and Noise - 315 Hz WB	Ok	Distortion (Noise) [dB], 0.0 dB	32.16	LTE Band 2_20QPSK_100RB_0_EVS WB128kbps_CH18900
5.2 RCV Distortion and Noise - 400 Hz WB	Ok	Distortion (Noise) [dB], 0.0 dB	32.00	LTE Band 2_20QPSK_100RB_0_EVS WB128kbps_CH18900
5.2 RCV Distortion and Noise - 500 Hz WB	Ok	Distortion (Noise) [dB], 0.0 dB	33.17	LTE Band 2_20QPSK_100RB_0_EVS WB128kbps_CH18900
5.2 RCV Distortion and Noise - 630 Hz WB	Ok	Distortion (Noise) [dB], 0.0 dB	35.16	LTE Band 2_20QPSK_100RB_0_EVS WB128kbps_CH18900
5.2 RCV Distortion and Noise - 800 Hz WB	Ok	Distortion (Noise) [dB], 0.0 dB	35.78	LTE Band 2_20QPSK_100RB_0_EVS WB128kbps_CH18900
5.2 RCV Distortion and Noise - 1000 Hz WB	Ok	Distortion (Noise) [dB], 0.0 dB	34.85	LTE Band 2_20QPSK_100RB_0_EVS WB128kbps_CH18900
5.2 RCV Distortion and Noise - 1250 Hz WB	Ok	Distortion (Noise) [dB], 0.0 dB	28.31	LTE Band 2_20QPSK_100RB_0_EVS WB128kbps_CH18900
5.2 RCV Distortion and Noise - 1600 Hz WB	Ok	Distortion (Noise) [dB], 0.0 dB	39.60	LTE Band 2_20QPSK_100RB_0_EVS WB128kbps_CH18900
5.2 RCV Distortion and Noise - 2000 Hz WB	Ok	Distortion (Noise) [dB], 0.0 dB	38.11	LTE Band 2_20QPSK_100RB_0_EVS WB128kbps_CH18900
5.2 RCV Distortion and Noise - 2500 Hz WB	Ok	Distortion (Noise) [dB], 0.0 dB	38.92	LTE Band 2_20QPSK_100RB_0_EVS WB128kbps_CH18900
5.2 RCV Distortion and Noise - 3150 Hz WB	Ok	Distortion (Noise) [dB], 0.0 dB	38.93	LTE Band 2_20QPSK_100RB_0_EVS WB128kbps_CH18900
5.2 RCV Distortion and Noise - 4000 Hz WB	Ok	Distortion (Noise) [dB], 0.0 dB	29.44	LTE Band 2_20QPSK_100RB_0_EVS WB128kbps_CH18900
5.2 RCV Distortion and Noise	Ok	Distortion (Noise) [dB],	30.97	LTE Band

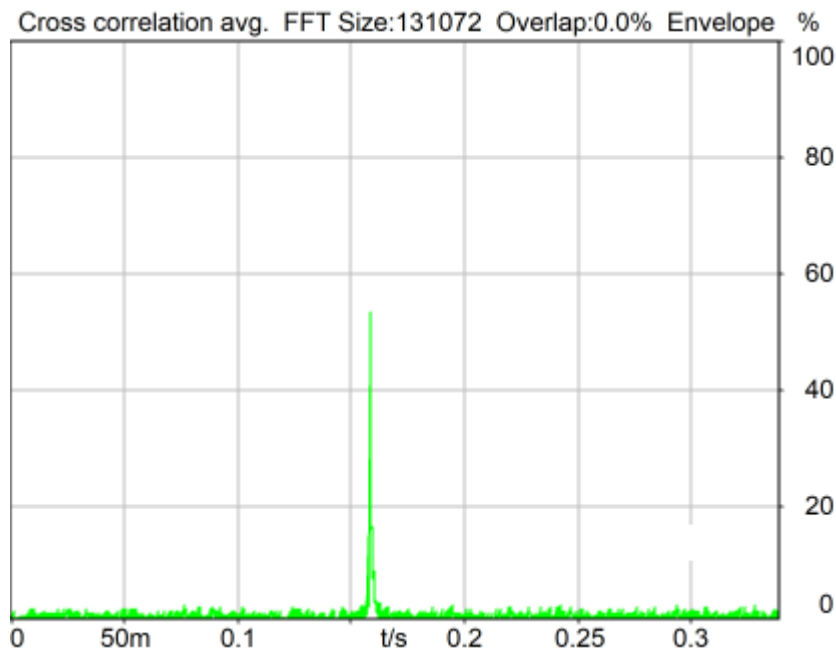
- 5000 Hz WB		0.0 dB		2_20QPSK_100RB_0_EVS WB128kbps_CH18900
Report - Receive Distortion and Noise (Conversational Gain)	Ok	Minimum SDNR [dB], (occured at 1250Hz)	28.31	LTE Band 2_20QPSK_100RB_0_EVS WB128kbps_CH18900
5.2 RCV Distortion and Noise - 250 Hz WB	Ok	Distortion (Noise) [dB], 0.0 dB	32.21	LTE Band 2_20QPSK_100RB_0_EVS WB128kbps_CH18900
5.2 RCV Distortion and Noise - 315 Hz WB	Ok	Distortion (Noise) [dB], 0.0 dB	33.05	LTE Band 2_20QPSK_100RB_0_EVS WB128kbps_CH18900
5.2 RCV Distortion and Noise - 400 Hz WB	Ok	Distortion (Noise) [dB], 0.0 dB	32.61	LTE Band 2_20QPSK_100RB_0_EVS WB128kbps_CH18900
5.2 RCV Distortion and Noise - 500 Hz WB	Ok	Distortion (Noise) [dB], 0.0 dB	33.21	LTE Band 2_20QPSK_100RB_0_EVS WB128kbps_CH18900
5.2 RCV Distortion and Noise - 630 Hz WB	Ok	Distortion (Noise) [dB], 0.0 dB	37.68	LTE Band 2_20QPSK_100RB_0_EVS WB128kbps_CH18900
5.2 RCV Distortion and Noise - 800 Hz WB	Ok	Distortion (Noise) [dB], 0.0 dB	39.99	LTE Band 2_20QPSK_100RB_0_EVS WB128kbps_CH18900
5.2 RCV Distortion and Noise - 1000 Hz WB	Ok	Distortion (Noise) [dB], 0.0 dB	41.82	LTE Band 2_20QPSK_100RB_0_EVS WB128kbps_CH18900
5.2 RCV Distortion and Noise - 1250 Hz WB	Ok	Distortion (Noise) [dB], 0.0 dB	31.79	LTE Band 2_20QPSK_100RB_0_EVS WB128kbps_CH18900
5.2 RCV Distortion and Noise - 1600 Hz WB	Ok	Distortion (Noise) [dB], 0.0 dB	28.46	LTE Band 2_20QPSK_100RB_0_EVS WB128kbps_CH18900
5.2 RCV Distortion and Noise - 2000 Hz WB	Ok	Distortion (Noise) [dB], 0.0 dB	27.44	LTE Band 2_20QPSK_100RB_0_EVS WB128kbps_CH18900
5.2 RCV Distortion and Noise - 2500 Hz WB	Ok	Distortion (Noise) [dB], 0.0 dB	35.53	LTE Band 2_20QPSK_100RB_0_EVS WB128kbps_CH18900
5.2 RCV Distortion and Noise - 3150 Hz WB	Ok	Distortion (Noise) [dB], 0.0 dB	44.10	LTE Band 2_20QPSK_100RB_0_EVS WB128kbps_CH18900
5.2 RCV Distortion and Noise - 4000 Hz WB	Ok	Distortion (Noise) [dB], 0.0 dB	27.56	LTE Band 2_20QPSK_100RB_0_EVS WB128kbps_CH18900
5.2 RCV Distortion and Noise - 5000 Hz WB	Ok	Distortion (Noise) [dB], 0.0 dB	35.10	LTE Band 2_20QPSK_100RB_0_EVS WB128kbps_CH18900
Report - Receive Distortion and Noise (Conversational Gain)	Ok	Minimum SDNR [dB], (occured at 2000Hz)	27.44	LTE Band 2_20QPSK_100RB_0_EVS WB128kbps_CH18900
5.3 Frequency Response 8N FF	Ok	Min. dist. to tolerance scheme [dB], 4870.0 Hz	0.59	LTE Band 2_20QPSK_100RB_0_EVS WB128kbps_CH18900
5.3 Frequency Response 2N	Ok	Min. dist. to tolerance	1.22	LTE Band

FF	scheme [dB], 4870.0 Hz	2_20QPSK_100RB_0_EVS WB128kbps_CH18900
----	---------------------------	---

Overall Receive Delay WB	7
5.1a Receive Volume Control Performance 8N WB	10
5.1b Receive Volume Control Performance 2N WB	13
5.2 RCV Distortion and Noise - 250 Hz WB	15
5.2 RCV Distortion and Noise - 315 Hz WB	18
5.2 RCV Distortion and Noise - 400 Hz WB	21
5.2 RCV Distortion and Noise - 500 Hz WB	24
5.2 RCV Distortion and Noise - 630 Hz WB	27
5.2 RCV Distortion and Noise - 800 Hz WB	30
5.2 RCV Distortion and Noise - 1000 Hz WB	33
5.2 RCV Distortion and Noise - 1250 Hz WB	36
5.2 RCV Distortion and Noise - 1600 Hz WB	39
5.2 RCV Distortion and Noise - 2000 Hz WB	42
5.2 RCV Distortion and Noise - 2500 Hz WB	45
5.2 RCV Distortion and Noise - 3150 Hz WB	48
5.2 RCV Distortion and Noise - 4000 Hz WB	51
5.2 RCV Distortion and Noise - 5000 Hz WB	54
Report - Receive Distortion and Noise (Conversational Gain)	57
5.2 RCV Distortion and Noise - 250 Hz WB	58
5.2 RCV Distortion and Noise - 315 Hz WB	61
5.2 RCV Distortion and Noise - 400 Hz WB	64
5.2 RCV Distortion and Noise - 500 Hz WB	67
5.2 RCV Distortion and Noise - 630 Hz WB	70
5.2 RCV Distortion and Noise - 800 Hz WB	73
5.2 RCV Distortion and Noise - 1000 Hz WB	76
5.2 RCV Distortion and Noise - 1250 Hz WB	79
5.2 RCV Distortion and Noise - 1600 Hz WB	82
5.2 RCV Distortion and Noise - 2000 Hz WB	85
5.2 RCV Distortion and Noise - 2500 Hz WB	88
5.2 RCV Distortion and Noise - 3150 Hz WB	91
5.2 RCV Distortion and Noise - 4000 Hz WB	94
5.2 RCV Distortion and Noise - 5000 Hz WB	97
Report - Receive Distortion and Noise (Conversational Gain)	100
5.3 Frequency Response 8N FF	101
5.3 Frequency Response 2N FF	104

Overall Receive Delay WB

TIA-5050 (2018-01) \ Measurements \ Wideband \ Preparation - Delay measurement



Delay (Cross): 158.9 ms

2024/1/21 17:22 ACQUA 5.1.200

Unmodified HEAD acoustics Measurement Descriptor

Meas. Setting off

Underlying Standard: TIA-5050 (2018-01)
Database Version: 40_HAC_Suite_Rev03

Source: csswb1b_r1s.dat

WIDEBAND Composite Source Signal RCV P.501 (1 bursts) at Channel 2

Pause 0.5 s +
voiced signal + 8000 Hz band limited random noise 1.0 s +
Pause till end of file

Signal level (ch2): -14.7 dBm0 (corresponds to approx. -16.0 dBm0 for a 350 ms CSS considering 101 ms Pause) from 0.5s to 1.544s for 4-k FFT, Hanning window,
75 % overlap in frequency range of 100 to 8000 Hz

Calibration

Input ch.2: 0.49 dB 2023/11/1 (HATS 1 (HMS II.3))

Output ch.1: 0.00 dB

Output ch.2: 0.00 dB 2023/6/27 (Radio Tester 1 (CMW500))

HHP IV Settings (Setting: STD:(0,0,0) rel AHP)

MECRP Delta Ye	0.0 mm	Rotation Delta A	0.0 °
MECRP Delta Ze	0.0 mm	Rotation Delta C	0.0 °
Delta Xe	0.0 mm	Rotation Delta B	5.0 °
		Delta A	0.0 °

Delta Ye	0.0 mm	Delta C	0.0 °
Delta Ze	0.0 mm	Delta B	0.0 °
Ym	-4.3 mm	Ear Type 3.3 Coordinates	

Mounting: Right Ear
Force to apply: 8.0 N, Force reached: 8.0 N

Output Equalization/Filter

Mouth Eq. Ch.1: HATS 1 (HMS II.3)

Analysis

Range start	550.00 ms	Range length	1950.00 ms
DRP/ERP Ch.1:	Off	DRP/ERP Ch.2:	Off
Frequency base	Transformation	Overlap	0 %
FFT size	131072	Smooth	Off
Window function.	Hanning		
Delayed channel	None		
Valid range start	-1228.79 ms	Valid range end	1228.81 ms

Special Features

Show source signal Source ch.2 Store to variable D_RCV_WB

Hardware Config Settings

Used Setting HEAD 2G3G labCORE NetSim

labCORE Settings

labCORE Serial	77000207	Nickname	
Firmware	3.4.17	Sync Source	Internal
Clock Pitch	0.00 ppm		

labCORE Routing

Out Channel 1 -> Power Amp. (Slot 10) 1 -> HATS 1 (HMS II.3) Speaker
 Out Channel 2 -> Analog Out 1/2 2 -> Radio Tester 1 (CMW500) In
 In Channel 1 <- Analog In 1/2 In 1 <- Radio Tester 1 (CMW500) Out
 In Channel 2 <- BEQ Filter 1 R <- Mic Amp. (Slot 6) In 2 <- HATS 1 (HMS II.3) Mic. Right

Analog In Mainboard Settings (Analog In 1/2)

Range Ch. 1	0.00 dB	Ch. 0 Float	On
Range Ch. 2	0.00 dB	Ch. 1 Float	On

Analog Out Mainboard Settings (Analog Out 1/2)

Range Ch. 1	0.00 dB	Range Ch. 2	0.00 dB
-------------	---------	-------------	---------

Microphone Settings (Mic Amp. (Slot 6))

Channel In 1 Settings			
Range	114 dB[SPL] @ 12.5 mV/Pa	Highpass	Off
Polarisation Voltage	200V	Supply Voltage	±60V
Channel In 2 Settings			
Range	114 dB[SPL] @ 12.5 mV/Pa	Highpass	20Hz
Polarisation Voltage	200V	Supply Voltage	±60V
Channel In 3 Settings			
Range	114 dB[SPL] @ 12.5 mV/Pa	Highpass	Off
Polarisation Voltage	200V	Supply Voltage	±60V
Channel In 4 Settings			
Range	114 dB[SPL] @ 12.5 mV/Pa	Highpass	Off
Polarisation Voltage	200V	Supply Voltage	±60V

BEQ Settings (BEQ Filter 1)

Block mode Bypass

Artificial Head Settings (HATS 1 (HMS II.3))

Ser. Nr.	12306613	Pinna Type	Type 3.3
----------	----------	------------	----------

HIB Settings

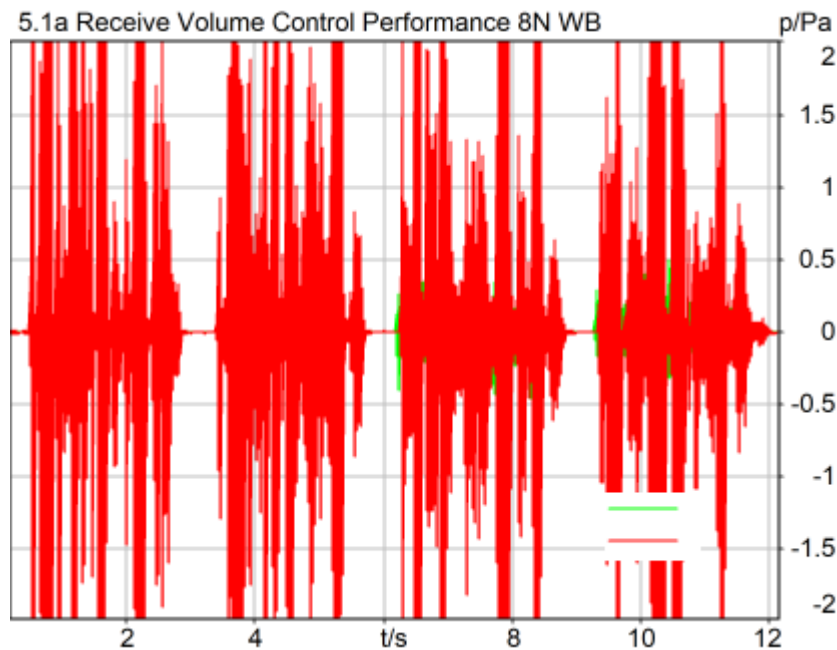
HIB Name	60020095	Serial	60020095
HIB Mode	Mobile Measurement	Impedance	32 Ohm

Gain out 1 -40.00 dB
Gain in 1 0.00 dB
Mic 1 Power Supply Off

Gain out 2 0.00 dB
Gain in 2 0.00 dB
Mic 2 Power Supply Off

5.1a Receive Volume Control Performance 8N WB

TIA-5050 (2018-01) \ Measurements \ Wideband



Correction

X - 70

Speech Level RCV: 87.16 dB[SPL], Act.: 84.61%

Corrected Speech Level: 17.16 dB[SPL] Not Ok

Not Ok

2024/1/16 16:16 ACQUA 5.1.200

Limits

	lower
Run 1	18.00 dB20uPa

Meas. Setting off

Underlying Standard: TIA-5050 (2018-01)

Database Version: 40_HAC_Suite_Rev03

Calibration

Input ch.2: 0.49 dB 2023/11/1 (HATS 1 (HMS II.3))

Output ch.2: 0.00 dB 2023/6/27 (Radio Tester 1 (CMW500))

HHP IV Settings (Setting: STD:(0,0,0) rel AHP)

MECRP Delta Ye 0.0 mm Rotation Delta A 0.0 °
Rotation Delta C 0.0 °

MECRP Delta Ze	0.0 mm	Rotation Delta B	5.0 °
Delta Xe	0.0 mm	Delta A	0.0 °
Delta Ye	0.0 mm	Delta C	0.0 °
Delta Ze	0.0 mm	Delta B	0.0 °
Ym	-4.0 mm	Ear Type	3.3 Coordinates

Mounting: Right Ear
Force to apply: 8.0 N, Force reached: 7.9 N

Output Equalization/Filter

Mouth Eq. Ch.1: HATS 1 (HMS II.3)

Analysis

Direction	Out 2 -> In 2	Range length	12000.00 ms
Range start	200.00 ms	FIR filter	drp2ff_ieee1652
Use FIR Filter	Ch2	Margin (15.9dB nom)	
Bandpass filter	Super Wideband		
15.90 dB			

Special Features

Show source signal Source ch.2
Compensate delay 106.5000 ms (D_RCV_WB, Delay (Cross))

labCORE Settings

labCORE Serial	77000207	Nickname	
Firmware	3.4.17	Sync Source	Internal
Clock Pitch	0.00 ppm		

labCORE Routing

Out Channel 1 -> Power Amp. (Slot 10) 1 -> HATS 1 (HMS II.3) Speaker
Out Channel 2 -> Analog Out 1/2 2 -> Radio Tester 1 (CMW500) In
In Channel 1 <- Analog In 1/2 In 1 <- Radio Tester 1 (CMW500) Out
In Channel 2 <- BEQ Filter 1 R <- Mic Amp. (Slot 6) In 2 <- HATS 1 (HMS II.3) Mic. Right

Analog In Mainboard Settings (Analog In 1/2)

Range Ch. 1	0.00 dB	Ch. 0 Float	On
Range Ch. 2	0.00 dB	Ch. 1 Float	On

Analog Out Mainboard Settings (Analog Out 1/2)

Range Ch. 1	0.00 dB	Range Ch. 2	0.00 dB
-------------	---------	-------------	---------

Microphone Settings (Mic Amp. (Slot 6))

Channel In 1 Settings			
Range	114 dB[SPL] @ 12.5 mV/Pa	Highpass	Off
Polarisation Voltage	200V	Supply Voltage	±60V
Channel In 2 Settings			
Range	114 dB[SPL] @ 12.5 mV/Pa	Highpass	20Hz
Polarisation Voltage	200V	Supply Voltage	±60V
Channel In 3 Settings			
Range	114 dB[SPL] @ 12.5 mV/Pa	Highpass	Off
Polarisation Voltage	200V	Supply Voltage	±60V
Channel In 4 Settings			
Range	114 dB[SPL] @ 12.5 mV/Pa	Highpass	Off
Polarisation Voltage	200V	Supply Voltage	±60V

BEQ Settings (BEQ Filter 1)

Block mode Bypass

Artificial Head Settings (HATS 1 (HMS II.3))

Ser. Nr.	12306613	Pinna Type	Type 3.3
----------	----------	------------	----------

HIB Settings

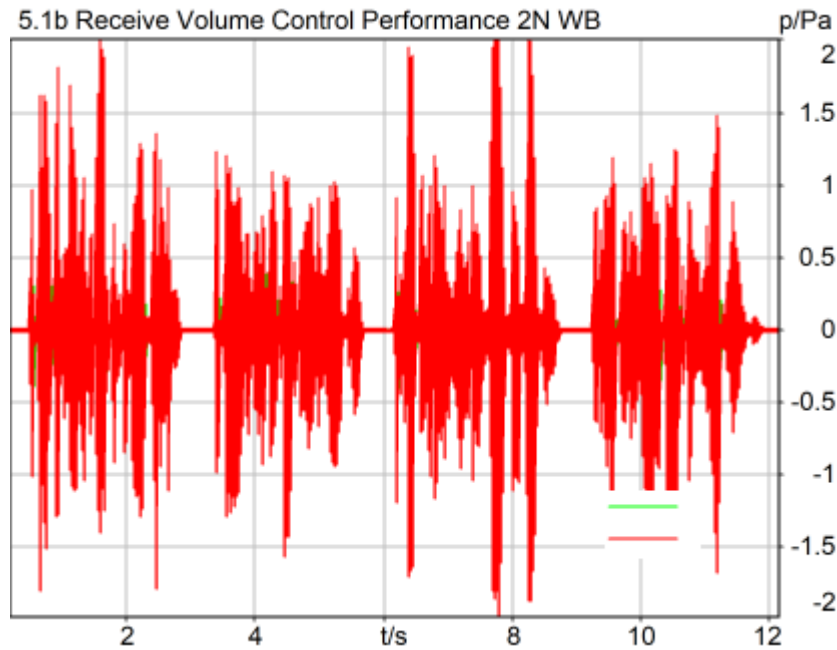
HIB Name	60020095	Serial	60020095
HIB Mode	Mobile Measurement	Impedance	32 Ohm
Gain out 1	-40.00 dB	Gain out 2	0.00 dB
Gain in 1	0.00 dB	Gain in 2	0.00 dB

Mic 1 Power Supply Off

Mic 2 Power Supply Off

5.1b Receive Volume Control Performance 2N WB

TIA-5050 (2018-01) \ Measurements \ Wideband



Correction

X - 70

Speech Level RCV: 81.62 dB[SPL], Act.: 85.88%

Corrected Speech Level: 11.62 dB[SPL] Ok

Ok

2024/1/22 19:35 ACQUA 5.1.200

Limits

	lower
Run 1	6.00 dB20uPa

Meas. Setting off

Underlying Standard: TIA-5050 (2018-01)

Database Version: 40_HAC_Suite_Rev03

Calibration

Input ch.2: 0.49 dB 2023/11/1 (HATS 1 (HMS II.3))

Output ch.2: 0.00 dB 2023/6/27 (Radio Tester 1 (CMW500))

Output Equalization/Filter

Mouth Eq. Ch.1: HATS 1 (HMS II.3)

Analysis

Direction	Out 2 -> In 2	Range length	12000.00 ms
Range start	200.00 ms	FIR filter	drp2ff_ieee1652
Use FIR Filter	Ch2	Margin (15.9dB nom)	
Bandpass filter	Super Wideband		
15.90 dB			

Special Features

Show source signal Source ch.2
Compensate delay 158.9000 ms (D_RCV_WB, Delay (Cross))

Hardware Config Settings

Used Setting HEAD 2G3G labCORE NetSim

labCORE Settings

labCORE Serial	77000207	Nickname	
Firmware	3.4.17	Sync Source	Internal
Clock Pitch	0.00 ppm		

labCORE Routing

Out Channel 1 -> Power Amp. (Slot 10) 1 -> HATS 1 (HMS II.3) Speaker
 Out Channel 2 -> Analog Out 1/2 2 -> Radio Tester 1 (CMW500) In
 In Channel 1 <- Analog In 1/2 In 1 <- Radio Tester 1 (CMW500) Out
 In Channel 2 <- BEQ Filter 1 R <- Mic Amp. (Slot 6) In 2 <- HATS 1 (HMS II.3) Mic. Right

Analog In Mainboard Settings (Analog In 1/2)

Range Ch. 1	0.00 dB	Ch. 0 Float	On
Range Ch. 2	0.00 dB	Ch. 1 Float	On

Analog Out Mainboard Settings (Analog Out 1/2)

Range Ch. 1	0.00 dB	Range Ch. 2	0.00 dB
-------------	---------	-------------	---------

Microphone Settings (Mic Amp. (Slot 6))

Channel In 1 Settings

Range	114 dB[SPL] @ 12.5 mV/Pa	Highpass	Off
Polarisation Voltage	200V	Supply Voltage	±60V

Channel In 2 Settings

Range	114 dB[SPL] @ 12.5 mV/Pa	Highpass	20Hz
Polarisation Voltage	200V	Supply Voltage	±60V

Channel In 3 Settings

Range	114 dB[SPL] @ 12.5 mV/Pa	Highpass	Off
Polarisation Voltage	200V	Supply Voltage	±60V

Channel In 4 Settings

Range	114 dB[SPL] @ 12.5 mV/Pa	Highpass	Off
Polarisation Voltage	200V	Supply Voltage	±60V

BEQ Settings (BEQ Filter 1)

Block mode Bypass

Artificial Head Settings (HATS 1 (HMS II.3))

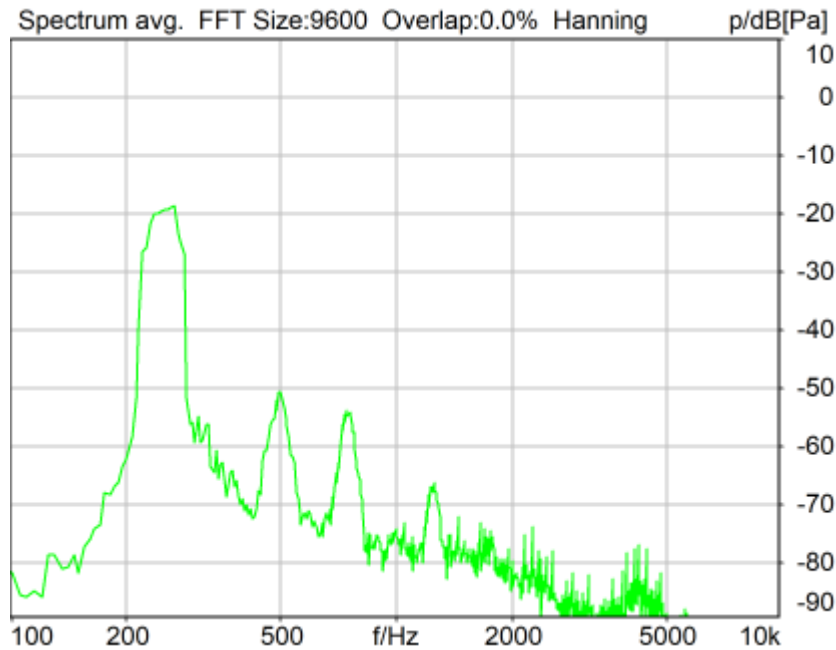
Ser. Nr.	12306613	Pinna Type	Type 3.3
----------	----------	------------	----------

HIB Settings

HIB Name	60020095	Serial	60020095
HIB Mode	Mobile Measurement	Impedance	32 Ohm
Gain out 1	-40.00 dB	Gain out 2	0.00 dB
Gain in 1	0.00 dB	Gain in 2	0.00 dB
Mic 1 Power Supply	Off	Mic 2 Power Supply	Off

5.2 RCV Distortion and Noise - 250 Hz WB

TIA-5050 (2018-01) \ Measurements \ Wideband \ 5.2 Receive Distortion and Noise 8N



Distortion (Noise) RCV (packed): 31.50 dB (2.66%) Ok

Ok

2024/1/21 17:23 ACQUA 5.1.200

Unmodified HEAD acoustics Measurement Descriptor

Limits

	lower
Run 1	20.00 dB

Meas. Setting off

Underlying Standard: TIA-5050 (2018-01)

Database Version: 40_HAC_Suite_Rev03

Source: act_rpn_b250ms_250hz_sr20dbm0_v02.dat.dat

Level adj. Ch1 -90.0 dB

Calibration

Input ch.2: 0.49 dB 2023/11/1 (HATS 1 (HMS II.3))

Output ch.2: 0.00 dB 2023/6/27 (Radio Tester 1 (CMW500))

HHP IV Settings (Setting: STD:(0,0,0) rel AHP)

MECRP Delta Ye	0.0 mm	Rotation Delta A	0.0 °
MECRP Delta Ze	0.0 mm	Rotation Delta C	0.0 °
Delta Xe	0.0 mm	Rotation Delta B	5.0 °
Delta Ye	0.0 mm	Delta A	0.0 °
		Delta C	0.0 °

Delta Ze	0.0 mm	Delta B	0.0 °
Ym	-4.3 mm	Ear Type	3.3 Coordinates

Mounting: Right Ear
Force to apply: 8.0 N, Force reached: 8.0 N

Output Equalization/Filter

Mouth Eq. Ch.1: HATS 1 (HMS II.3)

Analysis

Direction	Out 2 -> In 2		
Range start	13550.00 ms	Range length	200.00 ms
Number of seq.	10	Sequence length	400.00 ms
Use FIR Filter	Ch2	FIR filter	drp2ff_ieee1652
DRP/ERP Ch.1:	Off	DRP/ERP Ch.2:	Off
Frequency base	Transformation		
FFT size	9600	Overlap	0 %
Window function.	Hanning	Smooth	Off
dB weighting	A Weighting		
Stimulus min.	190.0 Hz	Stimulus max.	315.0 Hz
Analysis min.	20.0 Hz	Analysis max.	185.0 Hz
Analysis (2) min.	320.0 Hz	Analysis (2) max.	20000.0 Hz

Special Features

Compensate delay 158.9000 ms (D_RCV_WB, Delay (Cross))
Store to variable RCVWB10_250Hz

Hardware Config Settings

Used Setting HEAD 2G3G labCORE NetSim

labCORE Settings

labCORE Serial	77000207	Nickname	
Firmware	3.4.17	Sync Source	Internal
Clock Pitch	0.00 ppm		

labCORE Routing

Out Channel 1 -> Power Amp. (Slot 10) 1 -> HATS 1 (HMS II.3) Speaker
Out Channel 2 -> Analog Out 1/2 2 -> Radio Tester 1 (CMW500) In
In Channel 1 <- Analog In 1/2 In 1 <- Radio Tester 1 (CMW500) Out
In Channel 2 <- BEQ Filter 1 R <- Mic Amp. (Slot 6) In 2 <- HATS 1 (HMS II.3) Mic. Right

Analog In Mainboard Settings (Analog In 1/2)

Range Ch. 1	0.00 dB	Ch. 0 Float	On
Range Ch. 2	0.00 dB	Ch. 1 Float	On

Analog Out Mainboard Settings (Analog Out 1/2)

Range Ch. 1	0.00 dB	Range Ch. 2	0.00 dB
-------------	---------	-------------	---------

Microphone Settings (Mic Amp. (Slot 6))

Channel In 1 Settings			
Range	114 dB[SPL] @ 12.5 mV/Pa	Highpass	Off
Polarisation Voltage	200V	Supply Voltage	±60V
Channel In 2 Settings			
Range	114 dB[SPL] @ 12.5 mV/Pa	Highpass	20Hz
Polarisation Voltage	200V	Supply Voltage	±60V
Channel In 3 Settings			
Range	114 dB[SPL] @ 12.5 mV/Pa	Highpass	Off
Polarisation Voltage	200V	Supply Voltage	±60V
Channel In 4 Settings			
Range	114 dB[SPL] @ 12.5 mV/Pa	Highpass	Off
Polarisation Voltage	200V	Supply Voltage	±60V

BEQ Settings (BEQ Filter 1)

Block mode Bypass

Artificial Head Settings (HATS 1 (HMS II.3))

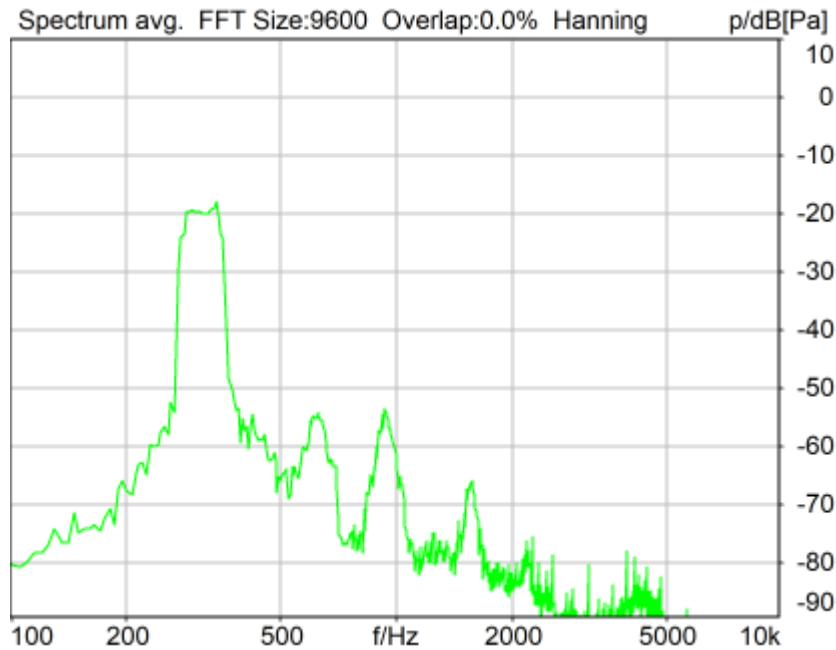
Ser. Nr.	12306613	Pinna Type	Type 3.3
----------	----------	------------	----------

HIB Settings

HIB Name	60020095	Serial	60020095
HIB Mode	Mobile Measurement	Impedance	32 Ohm
Gain out 1	-40.00 dB	Gain out 2	0.00 dB
Gain in 1	0.00 dB	Gain in 2	0.00 dB
Mic 1 Power Supply	Off	Mic 2 Power Supply	Off

5.2 RCV Distortion and Noise - 315 Hz WB

TIA-5050 (2018-01) \ Measurements \ Wideband \ 5.2 Receive Distortion and Noise 8N



Distortion (Noise) RCV (packed): 32.16 dB (2.47%) Ok

Ok

2024/1/21 17:24 ACQUA 5.1.200

Unmodified HEAD acoustics Measurement Descriptor

Limits

	lower
Run 1	20.00 dB

Meas. Setting off

Underlying Standard: TIA-5050 (2018-01)

Database Version: 40_HAC_Suite_Rev03

Source: act_rpn_b250ms_315hz_sr20dbm0_v02.dat

Level adj. Ch1 -90.0 dB

Calibration

Input ch.2: 0.49 dB 2023/11/1 (HATS 1 (HMS II.3))

Output ch.2: 0.00 dB 2023/6/27 (Radio Tester 1 (CMW500))

HHP IV Settings (Setting: STD:(0,0,0) rel AHP)

MECRP Delta Ye	0.0 mm	Rotation Delta A	0.0 °
MECRP Delta Ze	0.0 mm	Rotation Delta C	0.0 °
Delta Xe	0.0 mm	Rotation Delta B	5.0 °
Delta Ye	0.0 mm	Delta A	0.0 °
		Delta C	0.0 °

Delta Ze	0.0 mm	Delta B	0.0 °
Ym	-4.3 mm	Ear Type	3.3 Coordinates

Mounting: Right Ear
Force to apply: 8.0 N, Force reached: 8.0 N

Output Equalization/Filter

Mouth Eq. Ch.1: HATS 1 (HMS II.3)

Analysis

Direction	Out 2 -> In 2		
Range start	13550.00 ms	Range length	200.00 ms
Number of seq.	10	Sequence length	400.00 ms
Use FIR Filter	Ch2	FIR filter	drp2ff_ieee1652
DRP/ERP Ch.1:	Off	DRP/ERP Ch.2:	Off
Frequency base	Transformation		
FFT size	9600	Overlap	0 %
Window function.	Hanning	Smooth	Off
dB weighting	A Weighting		
Stimulus min.	245.0 Hz	Stimulus max.	390.0 Hz
Analysis min.	20.0 Hz	Analysis max.	240.0 Hz
Analysis (2) min.	395.0 Hz	Analysis (2) max.	20000.0 Hz

Special Features

Compensate delay 158.9000 ms (D_RCV_WB, Delay (Cross))
Store to variable RCVWB10_315Hz

Hardware Config Settings

Used Setting HEAD 2G3G labCORE NetSim

labCORE Settings

labCORE Serial	77000207	Nickname	
Firmware	3.4.17	Sync Source	Internal
Clock Pitch	0.00 ppm		

labCORE Routing

Out Channel 1 -> Power Amp. (Slot 10) 1 -> HATS 1 (HMS II.3) Speaker
Out Channel 2 -> Analog Out 1/2 2 -> Radio Tester 1 (CMW500) In
In Channel 1 <- Analog In 1/2 In 1 <- Radio Tester 1 (CMW500) Out
In Channel 2 <- BEQ Filter 1 R <- Mic Amp. (Slot 6) In 2 <- HATS 1 (HMS II.3) Mic. Right

Analog In Mainboard Settings (Analog In 1/2)

Range Ch. 1	0.00 dB	Ch. 0 Float	On
Range Ch. 2	0.00 dB	Ch. 1 Float	On

Analog Out Mainboard Settings (Analog Out 1/2)

Range Ch. 1	0.00 dB	Range Ch. 2	0.00 dB
-------------	---------	-------------	---------

Microphone Settings (Mic Amp. (Slot 6))

Channel In 1 Settings

Range	114 dB[SPL] @ 12.5 mV/Pa	Highpass	Off
Polarisation Voltage	200V	Supply Voltage	±60V

Channel In 2 Settings

Range	114 dB[SPL] @ 12.5 mV/Pa	Highpass	20Hz
Polarisation Voltage	200V	Supply Voltage	±60V

Channel In 3 Settings

Range	114 dB[SPL] @ 12.5 mV/Pa	Highpass	Off
Polarisation Voltage	200V	Supply Voltage	±60V

Channel In 4 Settings

Range	114 dB[SPL] @ 12.5 mV/Pa	Highpass	Off
Polarisation Voltage	200V	Supply Voltage	±60V

BEQ Settings (BEQ Filter 1)

Block mode Bypass

Artificial Head Settings (HATS 1 (HMS II.3))

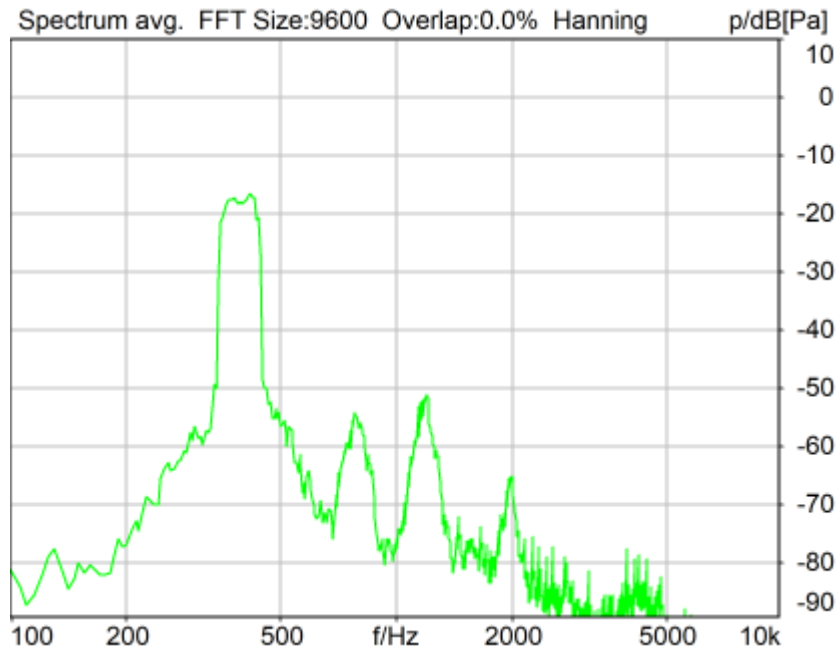
Ser. Nr.	12306613	Pinna Type	Type 3.3
----------	----------	------------	----------

HIB Settings

HIB Name	60020095	Serial	60020095
HIB Mode	Mobile Measurement	Impedance	32 Ohm
Gain out 1	-40.00 dB	Gain out 2	0.00 dB
Gain in 1	0.00 dB	Gain in 2	0.00 dB
Mic 1 Power Supply	Off	Mic 2 Power Supply	Off

5.2 RCV Distortion and Noise - 400 Hz WB

TIA-5050 (2018-01) \ Measurements \ Wideband \ 5.2 Receive Distortion and Noise 8N



Distortion (Noise) RCV (packed): 32.00 dB (2.51%) Ok

Ok

2024/1/21 17:24 ACQUA 5.1.200

Unmodified HEAD acoustics Measurement Descriptor

Limits

	lower
Run 1	20.00 dB

Meas. Setting off

Underlying Standard: TIA-5050 (2018-01)

Database Version: 40_HAC_Suite_Rev03

Source: act_rpn_b250ms_400hz_sr20dbm0_v02.dat

Level adj. Ch1 -90.0 dB

Calibration

Input ch.2: 0.49 dB 2023/11/1 (HATS 1 (HMS II.3))

Output ch.2: 0.00 dB 2023/6/27 (Radio Tester 1 (CMW500))

HHP IV Settings (Setting: STD:(0,0,0) rel AHP)

MECRP Delta Ye	0.0 mm	Rotation Delta A	0.0 °
MECRP Delta Ze	0.0 mm	Rotation Delta C	0.0 °
Delta Xe	0.0 mm	Rotation Delta B	5.0 °
Delta Ye	0.0 mm	Delta A	0.0 °
		Delta C	0.0 °

Delta Ze	0.0 mm	Delta B	0.0 °
Ym	-4.3 mm	Ear Type	3.3 Coordinates

Mounting: Right Ear
Force to apply: 8.0 N, Force reached: 8.0 N

Output Equalization/Filter

Mouth Eq. Ch.1: HATS 1 (HMS II.3)

Analysis

Direction	Out 2 -> In 2		
Range start	13550.00 ms	Range length	200.00 ms
Number of seq.	10	Sequence length	400.00 ms
Use FIR Filter	Ch2	FIR filter	drp2ff_ieee1652
DRP/ERP Ch.1:	Off	DRP/ERP Ch.2:	Off
Frequency base	Transformation		
FFT size	9600	Overlap	0 %
Window function.	Hanning	Smooth	Off
dB weighting	A Weighting		
Stimulus min.	320.0 Hz	Stimulus max.	480.0 Hz
Analysis min.	20.0 Hz	Analysis max.	315.0 Hz
Analysis (2) min.	485.0 Hz	Analysis (2) max.	20000.0 Hz

Special Features

Compensate delay 158.9000 ms (D_RCV_WB, Delay (Cross))
Store to variable RCVWB10_400Hz

Hardware Config Settings

Used Setting HEAD 2G3G labCORE NetSim

labCORE Settings

labCORE Serial	77000207	Nickname	
Firmware	3.4.17	Sync Source	Internal
Clock Pitch	0.00 ppm		

labCORE Routing

Out Channel 1 -> Power Amp. (Slot 10) 1 -> HATS 1 (HMS II.3) Speaker
Out Channel 2 -> Analog Out 1/2 2 -> Radio Tester 1 (CMW500) In
In Channel 1 <- Analog In 1/2 In 1 <- Radio Tester 1 (CMW500) Out
In Channel 2 <- BEQ Filter 1 R <- Mic Amp. (Slot 6) In 2 <- HATS 1 (HMS II.3) Mic. Right

Analog In Mainboard Settings (Analog In 1/2)

Range Ch. 1	0.00 dB	Ch. 0 Float	On
Range Ch. 2	0.00 dB	Ch. 1 Float	On

Analog Out Mainboard Settings (Analog Out 1/2)

Range Ch. 1	0.00 dB	Range Ch. 2	0.00 dB
-------------	---------	-------------	---------

Microphone Settings (Mic Amp. (Slot 6))

Channel In 1 Settings			
Range	114 dB[SPL] @ 12.5 mV/Pa	Highpass	Off
Polarisation Voltage	200V	Supply Voltage	±60V
Channel In 2 Settings			
Range	114 dB[SPL] @ 12.5 mV/Pa	Highpass	20Hz
Polarisation Voltage	200V	Supply Voltage	±60V
Channel In 3 Settings			
Range	114 dB[SPL] @ 12.5 mV/Pa	Highpass	Off
Polarisation Voltage	200V	Supply Voltage	±60V
Channel In 4 Settings			
Range	114 dB[SPL] @ 12.5 mV/Pa	Highpass	Off
Polarisation Voltage	200V	Supply Voltage	±60V

BEQ Settings (BEQ Filter 1)

Block mode Bypass

Artificial Head Settings (HATS 1 (HMS II.3))

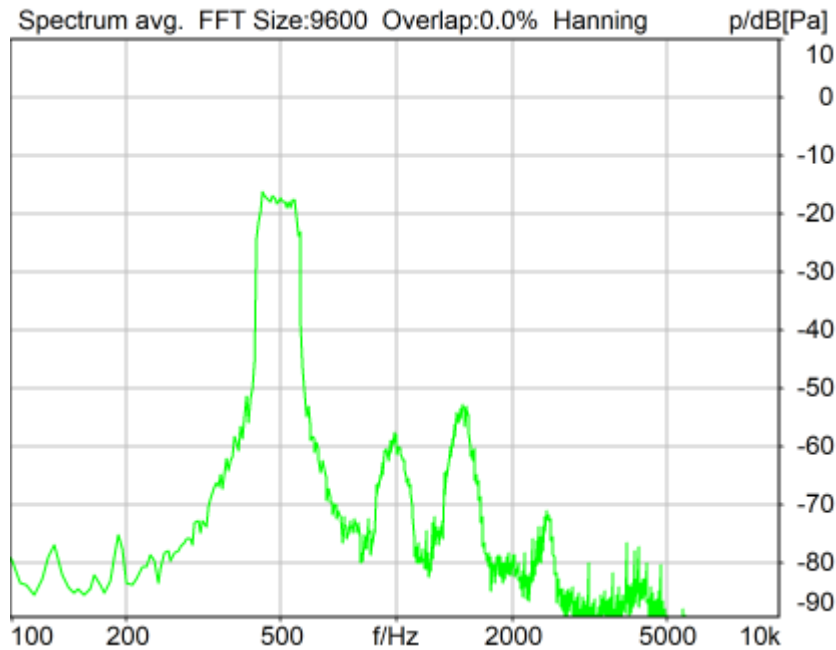
Ser. Nr.	12306613	Pinna Type	Type 3.3
----------	----------	------------	----------

HIB Settings

HIB Name	60020095	Serial	60020095
HIB Mode	Mobile Measurement	Impedance	32 Ohm
Gain out 1	-40.00 dB	Gain out 2	0.00 dB
Gain in 1	0.00 dB	Gain in 2	0.00 dB
Mic 1 Power Supply	Off	Mic 2 Power Supply	Off

5.2 RCV Distortion and Noise - 500 Hz WB

TIA-5050 (2018-01) \ Measurements \ Wideband \ 5.2 Receive Distortion and Noise 8N



Distortion (Noise) RCV (packed): 33.17 dB (2.20%) Ok

Ok

2024/1/21 17:25 ACQUA 5.1.200

Unmodified HEAD acoustics Measurement Descriptor

Limits

	lower
Run 1	20.00 dB

Meas. Setting off

Underlying Standard: TIA-5050 (2018-01)

Database Version: 40_HAC_Suite_Rev03

Source: act_rpn_b250ms_500hz_sr20dbm0_v02.dat

Level adj. Ch1 -90.0 dB

Calibration

Input ch.2: 0.49 dB 2023/11/1 (HATS 1 (HMS II.3))

Output ch.2: 0.00 dB 2023/6/27 (Radio Tester 1 (CMW500))

HHP IV Settings (Setting: STD:(0,0,0) rel AHP)

MECRP Delta Ye	0.0 mm	Rotation Delta A	0.0 °
MECRP Delta Ze	0.0 mm	Rotation Delta C	0.0 °
Delta Xe	0.0 mm	Rotation Delta B	5.0 °
Delta Ye	0.0 mm	Delta A	0.0 °
		Delta C	0.0 °

Delta Ze	0.0 mm	Delta B	0.0 °
Ym	-4.3 mm	Ear Type	3.3 Coordinates

Mounting: Right Ear
Force to apply: 8.0 N, Force reached: 8.0 N

Output Equalization/Filter

Mouth Eq. Ch.1: HATS 1 (HMS II.3)

Analysis

Direction	Out 2 -> In 2		
Range start	13550.00 ms	Range length	200.00 ms
Number of seq.	10	Sequence length	400.00 ms
Use FIR Filter	Ch2	FIR filter	drp2ff_ieee1652
DRP/ERP Ch.1:	Off	DRP/ERP Ch.2:	Off
Frequency base	Transformation		
FFT size	9600	Overlap	0 %
Window function.	Hanning	Smooth	Off
dB weighting	A Weighting		
Stimulus min.	410.0 Hz	Stimulus max.	595.0 Hz
Analysis min.	20.0 Hz	Analysis max.	405.0 Hz
Analysis (2) min.	600.0 Hz	Analysis (2) max.	20000.0 Hz

Special Features

Compensate delay 158.9000 ms (D_RCV_WB, Delay (Cross))
Store to variable RCVWB10_500Hz

Hardware Config Settings

Used Setting HEAD 2G3G labCORE NetSim

labCORE Settings

labCORE Serial	77000207	Nickname	
Firmware	3.4.17	Sync Source	Internal
Clock Pitch	0.00 ppm		

labCORE Routing

Out Channel 1 -> Power Amp. (Slot 10) 1 -> HATS 1 (HMS II.3) Speaker
Out Channel 2 -> Analog Out 1/2 2 -> Radio Tester 1 (CMW500) In
In Channel 1 <- Analog In 1/2 In 1 <- Radio Tester 1 (CMW500) Out
In Channel 2 <- BEQ Filter 1 R <- Mic Amp. (Slot 6) In 2 <- HATS 1 (HMS II.3) Mic. Right

Analog In Mainboard Settings (Analog In 1/2)

Range Ch. 1	0.00 dB	Ch. 0 Float	On
Range Ch. 2	0.00 dB	Ch. 1 Float	On

Analog Out Mainboard Settings (Analog Out 1/2)

Range Ch. 1	0.00 dB	Range Ch. 2	0.00 dB
-------------	---------	-------------	---------

Microphone Settings (Mic Amp. (Slot 6))

Channel In 1 Settings			
Range	114 dB[SPL] @ 12.5 mV/Pa	Highpass	Off
Polarisation Voltage	200V	Supply Voltage	±60V
Channel In 2 Settings			
Range	114 dB[SPL] @ 12.5 mV/Pa	Highpass	20Hz
Polarisation Voltage	200V	Supply Voltage	±60V
Channel In 3 Settings			
Range	114 dB[SPL] @ 12.5 mV/Pa	Highpass	Off
Polarisation Voltage	200V	Supply Voltage	±60V
Channel In 4 Settings			
Range	114 dB[SPL] @ 12.5 mV/Pa	Highpass	Off
Polarisation Voltage	200V	Supply Voltage	±60V

BEQ Settings (BEQ Filter 1)

Block mode Bypass

Artificial Head Settings (HATS 1 (HMS II.3))

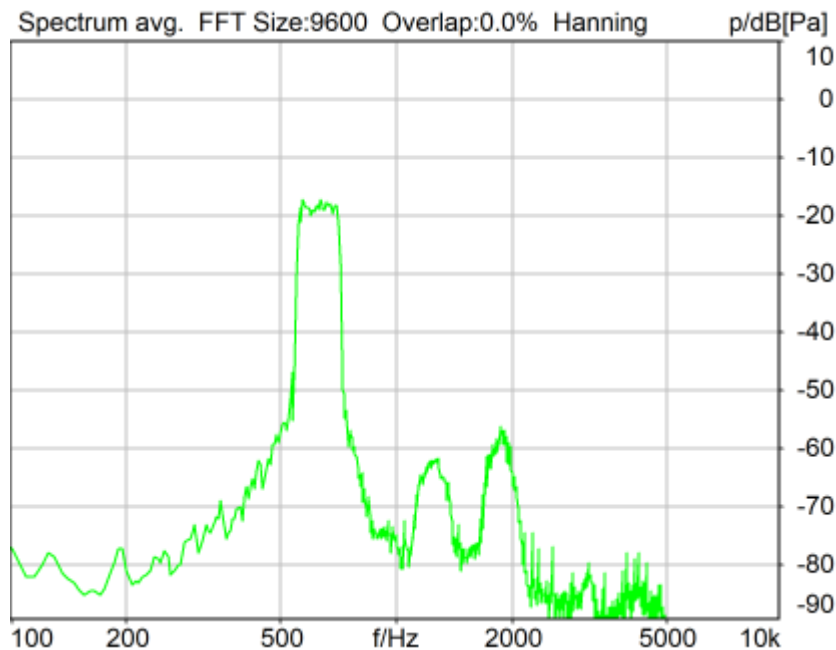
Ser. Nr.	12306613	Pinna Type	Type 3.3
----------	----------	------------	----------

HIB Settings

HIB Name	60020095	Serial	60020095
HIB Mode	Mobile Measurement	Impedance	32 Ohm
Gain out 1	-40.00 dB	Gain out 2	0.00 dB
Gain in 1	0.00 dB	Gain in 2	0.00 dB
Mic 1 Power Supply	Off	Mic 2 Power Supply	Off

5.2 RCV Distortion and Noise - 630 Hz WB

TIA-5050 (2018-01) \ Measurements \ Wideband \ 5.2 Receive Distortion and Noise 8N



Distortion (Noise) RCV (packed): 35.16 dB (1.75%) Ok

Ok

2024/1/21 17:25 ACQUA 5.1.200

Unmodified HEAD acoustics Measurement Descriptor

Limits

	lower
Run 1	20.00 dB

Meas. Setting off

Underlying Standard: TIA-5050 (2018-01)

Database Version: 40_HAC_Suite_Rev03

Source: act_rpn_b250ms_630hz_sr20dbm0_v02.dat

Level adj. Ch1 -90.0 dB

Calibration

Input ch.2: 0.49 dB 2023/11/1 (HATS 1 (HMS II.3))

Output ch.2: 0.00 dB 2023/6/27 (Radio Tester 1 (CMW500))

HHP IV Settings (Setting: STD:(0,0,0) rel AHP)

MECRP Delta Ye	0.0 mm	Rotation Delta A	0.0 °
MECRP Delta Ze	0.0 mm	Rotation Delta C	0.0 °
Delta Xe	0.0 mm	Rotation Delta B	5.0 °
Delta Ye	0.0 mm	Delta A	0.0 °
		Delta C	0.0 °

Delta Ze	0.0 mm	Delta B	0.0 °
Ym	-4.3 mm	Ear Type	3.3 Coordinates

Mounting: Right Ear
Force to apply: 8.0 N, Force reached: 8.0 N

Output Equalization/Filter

Mouth Eq. Ch.1: HATS 1 (HMS II.3)

Analysis

Direction	Out 2 -> In 2		
Range start	13550.00 ms	Range length	200.00 ms
Number of seq.	10	Sequence length	400.00 ms
Use FIR Filter	Ch2	FIR filter	drp2ff_ieee1652
DRP/ERP Ch.1:	Off	DRP/ERP Ch.2:	Off
Frequency base	Transformation		
FFT size	9600	Overlap	0 %
Window function.	Hanning	Smooth	Off
dB weighting	A Weighting		
Stimulus min.	525.0 Hz	Stimulus max.	745.0 Hz
Analysis min.	20.0 Hz	Analysis max.	520.0 Hz
Analysis (2) min.	750.0 Hz	Analysis (2) max.	20000.0 Hz

Special Features

Compensate delay 158.9000 ms (D_RCV_WB, Delay (Cross))
Store to variable RCVWB10_630Hz

Hardware Config Settings

Used Setting HEAD 2G3G labCORE NetSim

labCORE Settings

labCORE Serial	77000207	Nickname	
Firmware	3.4.17	Sync Source	Internal
Clock Pitch	0.00 ppm		

labCORE Routing

Out Channel 1 -> Power Amp. (Slot 10) 1 -> HATS 1 (HMS II.3) Speaker
Out Channel 2 -> Analog Out 1/2 2 -> Radio Tester 1 (CMW500) In
In Channel 1 <- Analog In 1/2 In 1 <- Radio Tester 1 (CMW500) Out
In Channel 2 <- BEQ Filter 1 R <- Mic Amp. (Slot 6) In 2 <- HATS 1 (HMS II.3) Mic. Right

Analog In Mainboard Settings (Analog In 1/2)

Range Ch. 1	0.00 dB	Ch. 0 Float	On
Range Ch. 2	0.00 dB	Ch. 1 Float	On

Analog Out Mainboard Settings (Analog Out 1/2)

Range Ch. 1	0.00 dB	Range Ch. 2	0.00 dB
-------------	---------	-------------	---------

Microphone Settings (Mic Amp. (Slot 6))

Channel In 1 Settings			
Range	114 dB[SPL] @ 12.5 mV/Pa	Highpass	Off
Polarisation Voltage	200V	Supply Voltage	±60V
Channel In 2 Settings			
Range	114 dB[SPL] @ 12.5 mV/Pa	Highpass	20Hz
Polarisation Voltage	200V	Supply Voltage	±60V
Channel In 3 Settings			
Range	114 dB[SPL] @ 12.5 mV/Pa	Highpass	Off
Polarisation Voltage	200V	Supply Voltage	±60V
Channel In 4 Settings			
Range	114 dB[SPL] @ 12.5 mV/Pa	Highpass	Off
Polarisation Voltage	200V	Supply Voltage	±60V

BEQ Settings (BEQ Filter 1)

Block mode Bypass

Artificial Head Settings (HATS 1 (HMS II.3))

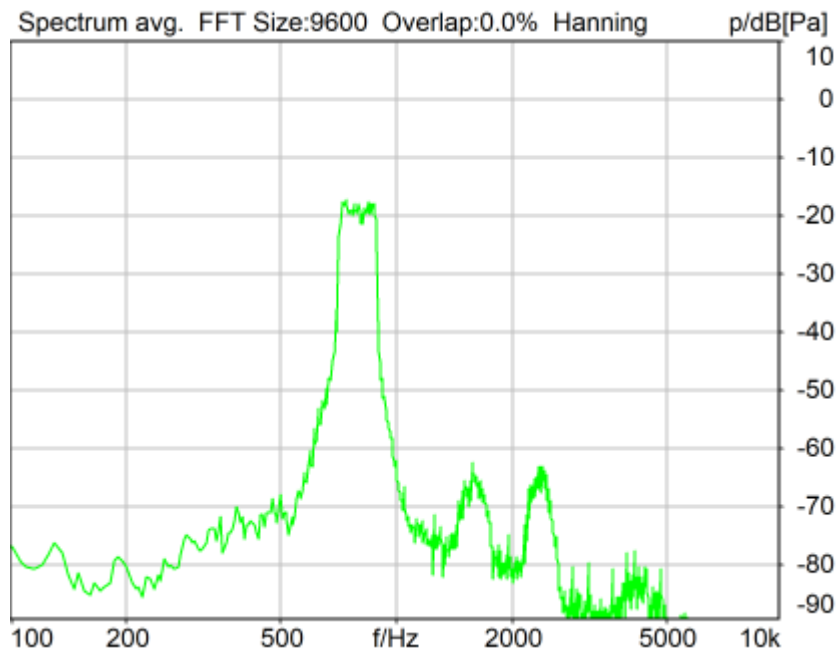
Ser. Nr.	12306613	Pinna Type	Type 3.3
----------	----------	------------	----------

HIB Settings

HIB Name	60020095	Serial	60020095
HIB Mode	Mobile Measurement	Impedance	32 Ohm
Gain out 1	-40.00 dB	Gain out 2	0.00 dB
Gain in 1	0.00 dB	Gain in 2	0.00 dB
Mic 1 Power Supply	Off	Mic 2 Power Supply	Off

5.2 RCV Distortion and Noise - 800 Hz WB

TIA-5050 (2018-01) \ Measurements \ Wideband \ 5.2 Receive Distortion and Noise 8N



Distortion (Noise) RCV (packed): 35.78 dB (1.63%) Ok

Ok

2024/1/21 17:25 ACQUA 5.1.200

Unmodified HEAD acoustics Measurement Descriptor

Limits

	lower
Run 1	20.00 dB

Meas. Setting off

Underlying Standard: TIA-5050 (2018-01)

Database Version: 40_HAC_Suite_Rev03

Source: act_rpn_b250ms_800hz_sr20dbm0_v02.dat

Level adj. Ch1 -90.0 dB

Calibration

Input ch.2: 0.49 dB 2023/11/1 (HATS 1 (HMS II.3))

Output ch.2: 0.00 dB 2023/6/27 (Radio Tester 1 (CMW500))

HHP IV Settings (Setting: STD:(0,0,0) rel AHP)

MECRP Delta Ye	0.0 mm	Rotation Delta A	0.0 °
MECRP Delta Ze	0.0 mm	Rotation Delta C	0.0 °
Delta Xe	0.0 mm	Rotation Delta B	5.0 °
Delta Ye	0.0 mm	Delta A	0.0 °
		Delta C	0.0 °

Delta Ze	0.0 mm	Delta B	0.0 °
Ym	-4.3 mm	Ear Type	3.3 Coordinates

Mounting: Right Ear
Force to apply: 8.0 N, Force reached: 8.0 N

Output Equalization/Filter

Mouth Eq. Ch.1: HATS 1 (HMS II.3)

Analysis

Direction	Out 2 -> In 2		
Range start	13550.00 ms	Range length	200.00 ms
Number of seq.	10	Sequence length	400.00 ms
Use FIR Filter	Ch2	FIR filter	drp2ff_ieee1652
DRP/ERP Ch.1:	Off	DRP/ERP Ch.2:	Off
Frequency base	Transformation		
FFT size	9600	Overlap	0 %
Window function.	Hanning	Smooth	Off
dB weighting	A Weighting		
Stimulus min.	675.0 Hz	Stimulus max.	925.0 Hz
Analysis min.	20.0 Hz	Analysis max.	670.0 Hz
Analysis (2) min.	930.0 Hz	Analysis (2) max.	20000.0 Hz

Special Features

Compensate delay 158.9000 ms (D_RCV_WB, Delay (Cross))
Store to variable RCVWB10_800Hz

Hardware Config Settings

Used Setting HEAD 2G3G labCORE NetSim

labCORE Settings

labCORE Serial	77000207	Nickname	
Firmware	3.4.17	Sync Source	Internal
Clock Pitch	0.00 ppm		

labCORE Routing

Out Channel 1 -> Power Amp. (Slot 10) 1 -> HATS 1 (HMS II.3) Speaker
Out Channel 2 -> Analog Out 1/2 2 -> Radio Tester 1 (CMW500) In
In Channel 1 <- Analog In 1/2 In 1 <- Radio Tester 1 (CMW500) Out
In Channel 2 <- BEQ Filter 1 R <- Mic Amp. (Slot 6) In 2 <- HATS 1 (HMS II.3) Mic. Right

Analog In Mainboard Settings (Analog In 1/2)

Range Ch. 1	0.00 dB	Ch. 0 Float	On
Range Ch. 2	0.00 dB	Ch. 1 Float	On

Analog Out Mainboard Settings (Analog Out 1/2)

Range Ch. 1	0.00 dB	Range Ch. 2	0.00 dB
-------------	---------	-------------	---------

Microphone Settings (Mic Amp. (Slot 6))

Channel In 1 Settings			
Range	114 dB[SPL] @ 12.5 mV/Pa	Highpass	Off
Polarisation Voltage	200V	Supply Voltage	±60V
Channel In 2 Settings			
Range	114 dB[SPL] @ 12.5 mV/Pa	Highpass	20Hz
Polarisation Voltage	200V	Supply Voltage	±60V
Channel In 3 Settings			
Range	114 dB[SPL] @ 12.5 mV/Pa	Highpass	Off
Polarisation Voltage	200V	Supply Voltage	±60V
Channel In 4 Settings			
Range	114 dB[SPL] @ 12.5 mV/Pa	Highpass	Off
Polarisation Voltage	200V	Supply Voltage	±60V

BEQ Settings (BEQ Filter 1)

Block mode Bypass

Artificial Head Settings (HATS 1 (HMS II.3))

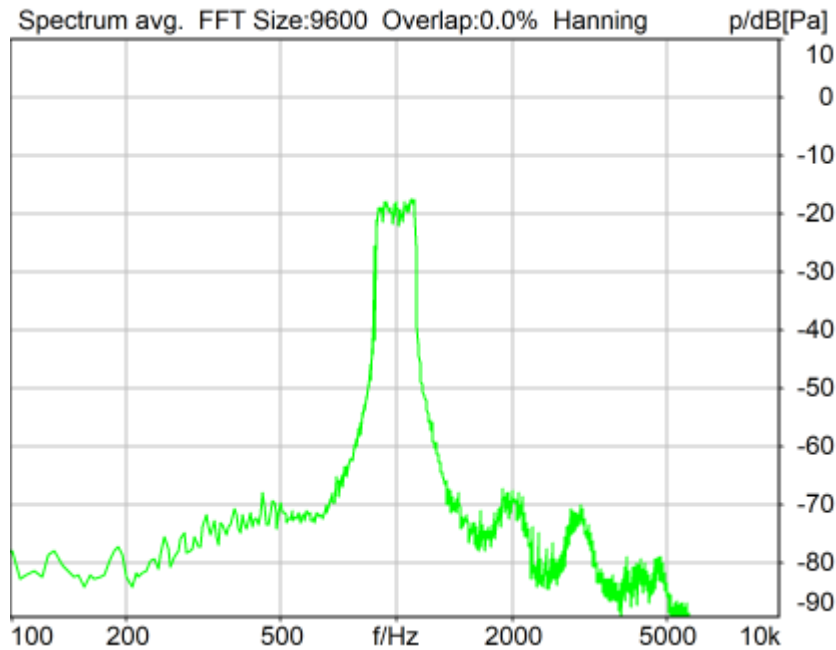
Ser. Nr.	12306613	Pinna Type	Type 3.3
----------	----------	------------	----------

HIB Settings

HIB Name	60020095	Serial	60020095
HIB Mode	Mobile Measurement	Impedance	32 Ohm
Gain out 1	-40.00 dB	Gain out 2	0.00 dB
Gain in 1	0.00 dB	Gain in 2	0.00 dB
Mic 1 Power Supply	Off	Mic 2 Power Supply	Off

5.2 RCV Distortion and Noise - 1000 Hz WB

TIA-5050 (2018-01) \ Measurements \ Wideband \ 5.2 Receive Distortion and Noise 8N



Distortion (Noise) RCV (packed): 34.85 dB (1.81%) Ok

Ok

2024/1/21 17:26 ACQUA 5.1.200

Unmodified HEAD acoustics Measurement Descriptor

Limits

	lower
Run 1	20.00 dB

Meas. Setting off

Underlying Standard: TIA-5050 (2018-01)

Database Version: 40_HAC_Suite_Rev03

Source: act_rpn_b250ms_1000hz_sr20dbm0_v02.dat

Level adj. Ch1 -90.0 dB

Calibration

Input ch.2: 0.49 dB 2023/11/1 (HATS 1 (HMS II.3))

Output ch.2: 0.00 dB 2023/6/27 (Radio Tester 1 (CMW500))

HHP IV Settings (Setting: STD:(0,0,0) rel AHP)

MECRP Delta Ye	0.0 mm	Rotation Delta A	0.0 °
MECRP Delta Ze	0.0 mm	Rotation Delta C	0.0 °
Delta Xe	0.0 mm	Rotation Delta B	5.0 °
Delta Ye	0.0 mm	Delta A	0.0 °
		Delta C	0.0 °

Delta Ze	0.0 mm	Delta B	0.0 °
Ym	-4.3 mm	Ear Type	3.3 Coordinates

Mounting: Right Ear
Force to apply: 8.0 N, Force reached: 8.0 N

Output Equalization/Filter

Mouth Eq. Ch.1: HATS 1 (HMS II.3)

Analysis

Direction	Out 2 -> In 2		
Range start	13550.00 ms	Range length	200.00 ms
Number of seq.	10	Sequence length	400.00 ms
Use FIR Filter	Ch2	FIR filter	drp2ff_ieee1652
DRP/ERP Ch.1:	Off	DRP/ERP Ch.2:	Off
Frequency base	Transformation		
FFT size	9600	Overlap	0 %
Window function.	Hanning	Smooth	Off
dB weighting	A Weighting		
Stimulus min.	855.0 Hz	Stimulus max.	1155.0 Hz
Analysis min.	20.0 Hz	Analysis max.	850.0 Hz
Analysis (2) min.	1160.0 Hz	Analysis (2) max.	20000.0 Hz

Special Features

Compensate delay 158.9000 ms (D_RCV_WB, Delay (Cross))
Store to variable RCVWB10_1000Hz

Hardware Config Settings

Used Setting HEAD 2G3G labCORE NetSim

labCORE Settings

labCORE Serial	77000207	Nickname	
Firmware	3.4.17	Sync Source	Internal
Clock Pitch	0.00 ppm		

labCORE Routing

Out Channel 1 -> Power Amp. (Slot 10) 1 -> HATS 1 (HMS II.3) Speaker
Out Channel 2 -> Analog Out 1/2 2 -> Radio Tester 1 (CMW500) In
In Channel 1 <- Analog In 1/2 In 1 <- Radio Tester 1 (CMW500) Out
In Channel 2 <- BEQ Filter 1 R <- Mic Amp. (Slot 6) In 2 <- HATS 1 (HMS II.3) Mic. Right

Analog In Mainboard Settings (Analog In 1/2)

Range Ch. 1	0.00 dB	Ch. 0 Float	On
Range Ch. 2	0.00 dB	Ch. 1 Float	On

Analog Out Mainboard Settings (Analog Out 1/2)

Range Ch. 1	0.00 dB	Range Ch. 2	0.00 dB
-------------	---------	-------------	---------

Microphone Settings (Mic Amp. (Slot 6))

Channel In 1 Settings			
Range	114 dB[SPL] @ 12.5 mV/Pa	Highpass	Off
Polarisation Voltage	200V	Supply Voltage	±60V
Channel In 2 Settings			
Range	114 dB[SPL] @ 12.5 mV/Pa	Highpass	20Hz
Polarisation Voltage	200V	Supply Voltage	±60V
Channel In 3 Settings			
Range	114 dB[SPL] @ 12.5 mV/Pa	Highpass	Off
Polarisation Voltage	200V	Supply Voltage	±60V
Channel In 4 Settings			
Range	114 dB[SPL] @ 12.5 mV/Pa	Highpass	Off
Polarisation Voltage	200V	Supply Voltage	±60V

BEQ Settings (BEQ Filter 1)

Block mode Bypass

Artificial Head Settings (HATS 1 (HMS II.3))

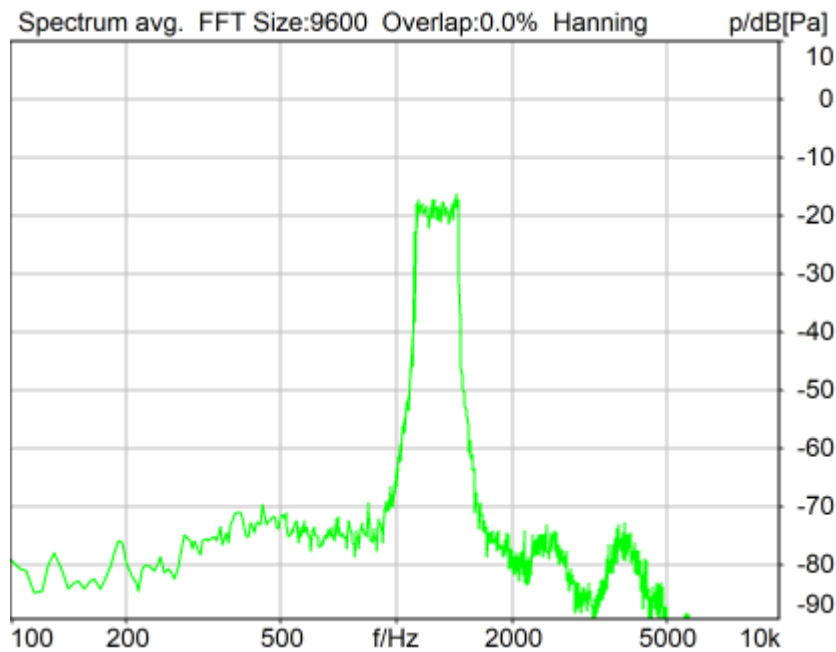
Ser. Nr.	12306613	Pinna Type	Type 3.3
----------	----------	------------	----------

HIB Settings

HIB Name	60020095	Serial	60020095
HIB Mode	Mobile Measurement	Impedance	32 Ohm
Gain out 1	-40.00 dB	Gain out 2	0.00 dB
Gain in 1	0.00 dB	Gain in 2	0.00 dB
Mic 1 Power Supply	Off	Mic 2 Power Supply	Off

5.2 RCV Distortion and Noise - 1250 Hz WB

TIA-5050 (2018-01) \ Measurements \ Wideband \ 5.2 Receive Distortion and Noise 8N



Distortion (Noise) RCV (packed): 28.31 dB (3.84%) Ok

Ok

2024/1/21 17:26 ACQUA 5.1.200

Unmodified HEAD acoustics Measurement Descriptor

Limits

	lower
Run 1	20.00 dB

Meas. Setting off

Underlying Standard: TIA-5050 (2018-01)

Database Version: 40_HAC_Suite_Rev03

Source: act_rpn_b250ms_1250hz_sr20dbm0_v02.dat

Level adj. Ch1 -90.0 dB

Calibration

Input ch.2: 0.49 dB 2023/11/1 (HATS 1 (HMS II.3))

Output ch.2: 0.00 dB 2023/6/27 (Radio Tester 1 (CMW500))

HHP IV Settings (Setting: STD:(0,0,0) rel AHP)

MECRP Delta Ye	0.0 mm	Rotation Delta A	0.0 °
MECRP Delta Ze	0.0 mm	Rotation Delta C	0.0 °
Delta Xe	0.0 mm	Rotation Delta B	5.0 °
Delta Ye	0.0 mm	Delta A	0.0 °
		Delta C	0.0 °

Delta Ze	0.0 mm	Delta B	0.0 °
Ym	-4.3 mm	Ear Type	3.3 Coordinates

Mounting: Right Ear
Force to apply: 8.0 N, Force reached: 8.0 N

Output Equalization/Filter

Mouth Eq. Ch.1: HATS 1 (HMS II.3)

Analysis

Direction	Out 2 -> In 2		
Range start	13550.00 ms	Range length	200.00 ms
Number of seq.	10	Sequence length	400.00 ms
Use FIR Filter	Ch2	FIR filter	drp2ff_ieee1652
DRP/ERP Ch.1:	Off	DRP/ERP Ch.2:	Off
Frequency base	Transformation		
FFT size	9600	Overlap	0 %
Window function.	Hanning	Smooth	Off
dB weighting	A Weighting		
Stimulus min.	1085.0 Hz	Stimulus max.	1450.0 Hz
Analysis min.	20.0 Hz	Analysis max.	1080.0 Hz
Analysis (2) min.	1455.0 Hz	Analysis (2) max.	20000.0 Hz

Special Features

Compensate delay 158.9000 ms (D_RCV_WB, Delay (Cross))
Store to variable RCVWB10_1250Hz

Hardware Config Settings

Used Setting HEAD 2G3G labCORE NetSim

labCORE Settings

labCORE Serial	77000207	Nickname	
Firmware	3.4.17	Sync Source	Internal
Clock Pitch	0.00 ppm		

labCORE Routing

Out Channel 1 -> Power Amp. (Slot 10) 1 -> HATS 1 (HMS II.3) Speaker
Out Channel 2 -> Analog Out 1/2 2 -> Radio Tester 1 (CMW500) In
In Channel 1 <- Analog In 1/2 In 1 <- Radio Tester 1 (CMW500) Out
In Channel 2 <- BEQ Filter 1 R <- Mic Amp. (Slot 6) In 2 <- HATS 1 (HMS II.3) Mic. Right

Analog In Mainboard Settings (Analog In 1/2)

Range Ch. 1	0.00 dB	Ch. 0 Float	On
Range Ch. 2	0.00 dB	Ch. 1 Float	On

Analog Out Mainboard Settings (Analog Out 1/2)

Range Ch. 1	0.00 dB	Range Ch. 2	0.00 dB
-------------	---------	-------------	---------

Microphone Settings (Mic Amp. (Slot 6))

Channel In 1 Settings			
Range	114 dB[SPL] @ 12.5 mV/Pa	Highpass	Off
Polarisation Voltage	200V	Supply Voltage	±60V
Channel In 2 Settings			
Range	114 dB[SPL] @ 12.5 mV/Pa	Highpass	20Hz
Polarisation Voltage	200V	Supply Voltage	±60V
Channel In 3 Settings			
Range	114 dB[SPL] @ 12.5 mV/Pa	Highpass	Off
Polarisation Voltage	200V	Supply Voltage	±60V
Channel In 4 Settings			
Range	114 dB[SPL] @ 12.5 mV/Pa	Highpass	Off
Polarisation Voltage	200V	Supply Voltage	±60V

BEQ Settings (BEQ Filter 1)

Block mode Bypass

Artificial Head Settings (HATS 1 (HMS II.3))

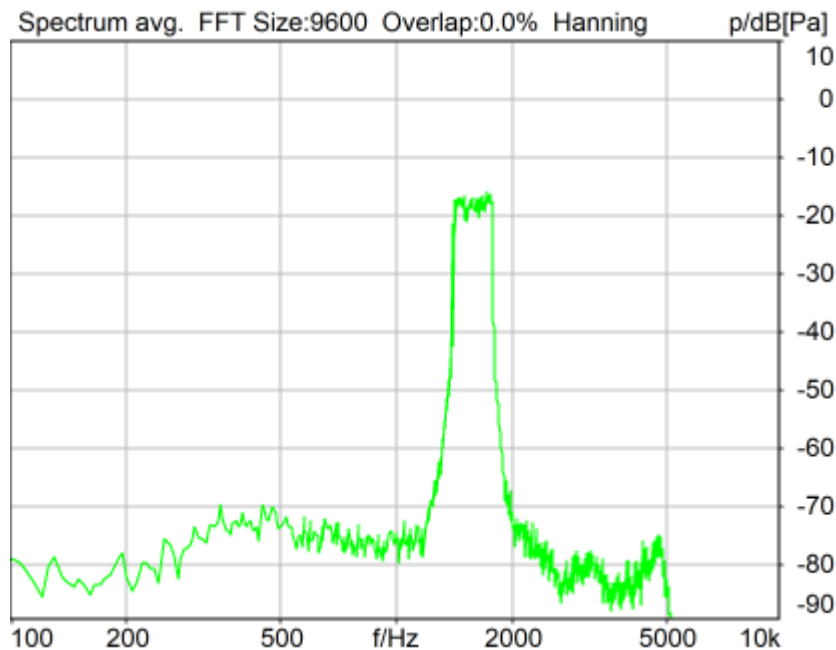
Ser. Nr.	12306613	Pinna Type	Type 3.3
----------	----------	------------	----------

HIB Settings

HIB Name	60020095	Serial	60020095
HIB Mode	Mobile Measurement	Impedance	32 Ohm
Gain out 1	-40.00 dB	Gain out 2	0.00 dB
Gain in 1	0.00 dB	Gain in 2	0.00 dB
Mic 1 Power Supply	Off	Mic 2 Power Supply	Off

5.2 RCV Distortion and Noise - 1600 Hz WB

TIA-5050 (2018-01) \ Measurements \ Wideband \ 5.2 Receive Distortion and Noise 8N



Distortion (Noise) RCV (packed): 39.60 dB (1.05%) Ok

Ok

2024/1/21 17:27 ACQUA 5.1.200

Unmodified HEAD acoustics Measurement Descriptor

Limits

	lower
Run 1	20.00 dB

Meas. Setting off

Underlying Standard: TIA-5050 (2018-01)

Database Version: 40_HAC_Suite_Rev03

Source: act_rpn_b250ms_1600hz_sr20dbm0_v02.dat

Level adj. Ch1 -90.0 dB

Calibration

Input ch.2: 0.49 dB 2023/11/1 (HATS 1 (HMS II.3))

Output ch.2: 0.00 dB 2023/6/27 (Radio Tester 1 (CMW500))

HHP IV Settings (Setting: STD:(0,0,0) rel AHP)

MECRP Delta Ye	0.0 mm	Rotation Delta A	0.0 °
MECRP Delta Ze	0.0 mm	Rotation Delta C	0.0 °
Delta Xe	0.0 mm	Rotation Delta B	5.0 °
Delta Ye	0.0 mm	Delta A	0.0 °
		Delta C	0.0 °

Delta Ze	0.0 mm	Delta B	0.0 °
Ym	-4.3 mm	Ear Type	3.3 Coordinates

Mounting: Right Ear
Force to apply: 8.0 N, Force reached: 8.1 N

Output Equalization/Filter

Mouth Eq. Ch.1: HATS 1 (HMS II.3)

Analysis

Direction	Out 2 -> In 2		
Range start	13550.00 ms	Range length	200.00 ms
Number of seq.	10	Sequence length	400.00 ms
Use FIR Filter	Ch2	FIR filter	drp2ff_ieee1652
DRP/ERP Ch.1:	Off	DRP/ERP Ch.2:	Off
Frequency base	Transformation		
FFT size	9600	Overlap	0 %
Window function.	Hanning	Smooth	Off
dB weighting	A Weighting		
Stimulus min.	1375.0 Hz	Stimulus max.	1815.0 Hz
Analysis min.	20.0 Hz	Analysis max.	1370.0 Hz
Analysis (2) min.	1820.0 Hz	Analysis (2) max.	20000.0 Hz

Special Features

Compensate delay 158.9000 ms (D_RCV_WB, Delay (Cross))
Store to variable RCVWB10_1600Hz

Hardware Config Settings

Used Setting HEAD 2G3G labCORE NetSim

labCORE Settings

labCORE Serial	77000207	Nickname	
Firmware	3.4.17	Sync Source	Internal
Clock Pitch	0.00 ppm		

labCORE Routing

Out Channel 1 -> Power Amp. (Slot 10) 1 -> HATS 1 (HMS II.3) Speaker
Out Channel 2 -> Analog Out 1/2 2 -> Radio Tester 1 (CMW500) In
In Channel 1 <- Analog In 1/2 In 1 <- Radio Tester 1 (CMW500) Out
In Channel 2 <- BEQ Filter 1 R <- Mic Amp. (Slot 6) In 2 <- HATS 1 (HMS II.3) Mic. Right

Analog In Mainboard Settings (Analog In 1/2)

Range Ch. 1	0.00 dB	Ch. 0 Float	On
Range Ch. 2	0.00 dB	Ch. 1 Float	On

Analog Out Mainboard Settings (Analog Out 1/2)

Range Ch. 1	0.00 dB	Range Ch. 2	0.00 dB
-------------	---------	-------------	---------

Microphone Settings (Mic Amp. (Slot 6))

Channel In 1 Settings			
Range	114 dB[SPL] @ 12.5 mV/Pa	Highpass	Off
Polarisation Voltage	200V	Supply Voltage	±60V
Channel In 2 Settings			
Range	114 dB[SPL] @ 12.5 mV/Pa	Highpass	20Hz
Polarisation Voltage	200V	Supply Voltage	±60V
Channel In 3 Settings			
Range	114 dB[SPL] @ 12.5 mV/Pa	Highpass	Off
Polarisation Voltage	200V	Supply Voltage	±60V
Channel In 4 Settings			
Range	114 dB[SPL] @ 12.5 mV/Pa	Highpass	Off
Polarisation Voltage	200V	Supply Voltage	±60V

BEQ Settings (BEQ Filter 1)

Block mode Bypass

Artificial Head Settings (HATS 1 (HMS II.3))

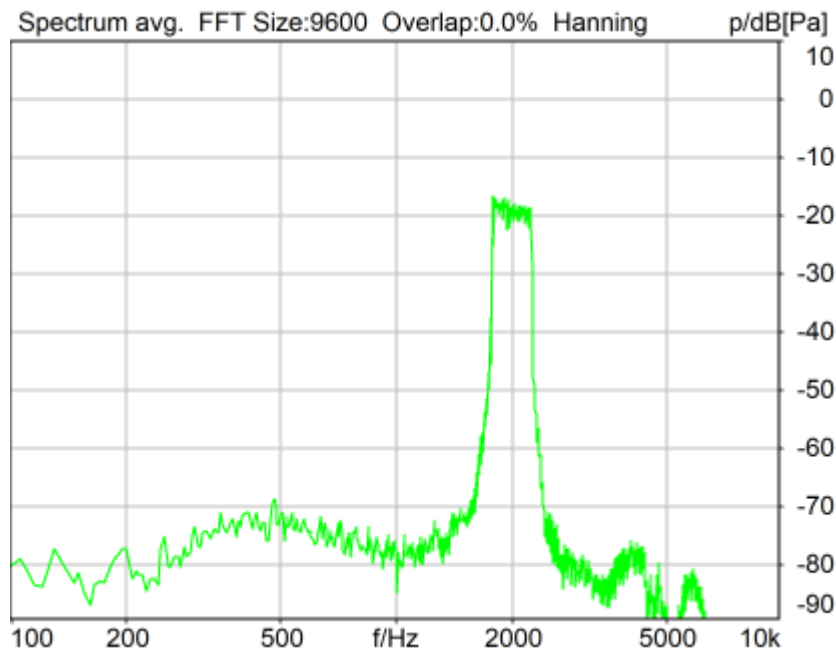
Ser. Nr.	12306613	Pinna Type	Type 3.3
----------	----------	------------	----------

HIB Settings

HIB Name	60020095	Serial	60020095
HIB Mode	Mobile Measurement	Impedance	32 Ohm
Gain out 1	-40.00 dB	Gain out 2	0.00 dB
Gain in 1	0.00 dB	Gain in 2	0.00 dB
Mic 1 Power Supply	Off	Mic 2 Power Supply	Off

5.2 RCV Distortion and Noise - 2000 Hz WB

TIA-5050 (2018-01) \ Measurements \ Wideband \ 5.2 Receive Distortion and Noise 8N



Distortion (Noise) RCV (packed): 38.11 dB (1.24%) Ok

Ok

2024/1/21 17:27 ACQUA 5.1.200

Unmodified HEAD acoustics Measurement Descriptor

Limits

	lower
Run 1	20.00 dB

Meas. Setting off

Underlying Standard: TIA-5050 (2018-01)

Database Version: 40_HAC_Suite_Rev03

Source: act_rpn_b250ms_2000hz_sr20dbm0_v02.dat

Level adj. Ch1 -90.0 dB

Calibration

Input ch.2: 0.49 dB 2023/11/1 (HATS 1 (HMS II.3))

Output ch.2: 0.00 dB 2023/6/27 (Radio Tester 1 (CMW500))

HHP IV Settings (Setting: STD:(0,0,0) rel AHP)

MECRP Delta Ye	0.0 mm	Rotation Delta A	0.0 °
MECRP Delta Ze	0.0 mm	Rotation Delta C	0.0 °
Delta Xe	0.0 mm	Rotation Delta B	5.0 °
Delta Ye	0.0 mm	Delta A	0.0 °
		Delta C	0.0 °

Delta Ze	0.0 mm	Delta B	0.0 °
Ym	-4.3 mm	Ear Type	3.3 Coordinates

Mounting: Right Ear
Force to apply: 8.0 N, Force reached: 8.1 N

Output Equalization/Filter

Mouth Eq. Ch.1: HATS 1 (HMS II.3)

Analysis

Direction	Out 2 -> In 2		
Range start	13550.00 ms	Range length	200.00 ms
Number of seq.	10	Sequence length	400.00 ms
Use FIR Filter	Ch2	FIR filter	drp2ff_ieee1652
DRP/ERP Ch.1:	Off	DRP/ERP Ch.2:	Off
Frequency base	Transformation		
FFT size	9600	Overlap	0 %
Window function.	Hanning	Smooth	Off
dB weighting	A Weighting		
Stimulus min.	1745.0 Hz	Stimulus max.	2275.0 Hz
Analysis min.	20.0 Hz	Analysis max.	1740.0 Hz
Analysis (2) min.	2280.0 Hz	Analysis (2) max.	20000.0 Hz

Special Features

Compensate delay 158.9000 ms (D_RCV_WB, Delay (Cross))
Store to variable RCVWB10_2000Hz

Hardware Config Settings

Used Setting HEAD 2G3G labCORE NetSim

labCORE Settings

labCORE Serial	77000207	Nickname	
Firmware	3.4.17	Sync Source	Internal
Clock Pitch	0.00 ppm		

labCORE Routing

Out Channel 1 -> Power Amp. (Slot 10) 1 -> HATS 1 (HMS II.3) Speaker
Out Channel 2 -> Analog Out 1/2 2 -> Radio Tester 1 (CMW500) In
In Channel 1 <- Analog In 1/2 In 1 <- Radio Tester 1 (CMW500) Out
In Channel 2 <- BEQ Filter 1 R <- Mic Amp. (Slot 6) In 2 <- HATS 1 (HMS II.3) Mic. Right

Analog In Mainboard Settings (Analog In 1/2)

Range Ch. 1	0.00 dB	Ch. 0 Float	On
Range Ch. 2	0.00 dB	Ch. 1 Float	On

Analog Out Mainboard Settings (Analog Out 1/2)

Range Ch. 1	0.00 dB	Range Ch. 2	0.00 dB
-------------	---------	-------------	---------

Microphone Settings (Mic Amp. (Slot 6))

Channel In 1 Settings			
Range	114 dB[SPL] @ 12.5 mV/Pa	Highpass	Off
Polarisation Voltage	200V	Supply Voltage	±60V
Channel In 2 Settings			
Range	114 dB[SPL] @ 12.5 mV/Pa	Highpass	20Hz
Polarisation Voltage	200V	Supply Voltage	±60V
Channel In 3 Settings			
Range	114 dB[SPL] @ 12.5 mV/Pa	Highpass	Off
Polarisation Voltage	200V	Supply Voltage	±60V
Channel In 4 Settings			
Range	114 dB[SPL] @ 12.5 mV/Pa	Highpass	Off
Polarisation Voltage	200V	Supply Voltage	±60V

BEQ Settings (BEQ Filter 1)

Block mode Bypass

Artificial Head Settings (HATS 1 (HMS II.3))

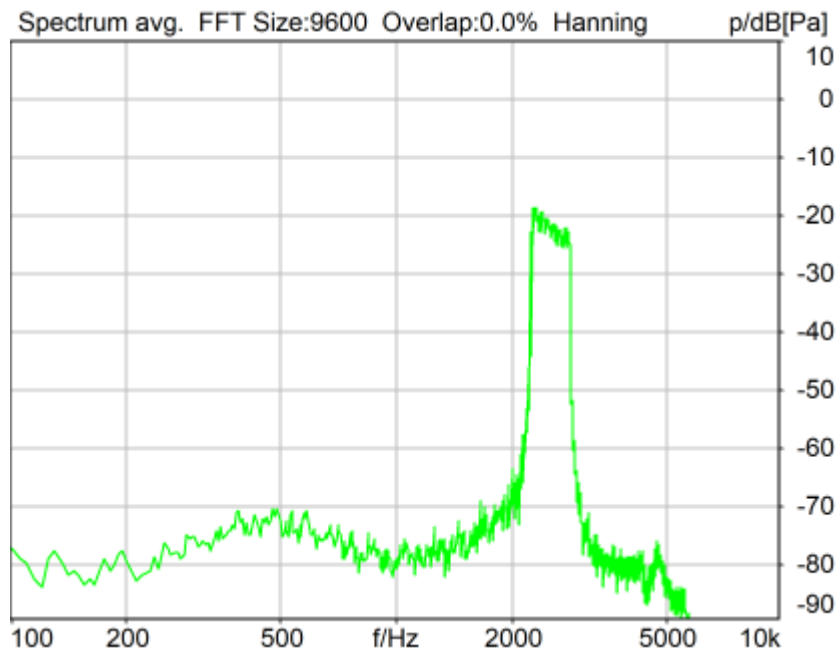
Ser. Nr.	12306613	Pinna Type	Type 3.3
----------	----------	------------	----------

HIB Settings

HIB Name	60020095	Serial	60020095
HIB Mode	Mobile Measurement	Impedance	32 Ohm
Gain out 1	-40.00 dB	Gain out 2	0.00 dB
Gain in 1	0.00 dB	Gain in 2	0.00 dB
Mic 1 Power Supply	Off	Mic 2 Power Supply	Off

5.2 RCV Distortion and Noise - 2500 Hz WB

TIA-5050 (2018-01) \ Measurements \ Wideband \ 5.2 Receive Distortion and Noise 8N



Distortion (Noise) RCV (packed): 38.92 dB (1.13%) Ok

Ok

2024/1/21 17:28 ACQUA 5.1.200

Unmodified HEAD acoustics Measurement Descriptor

Limits

	lower
Run 1	20.00 dB

Meas. Setting off

Underlying Standard: TIA-5050 (2018-01)

Database Version: 40_HAC_Suite_Rev03

Source: act_rpn_b250ms_2500hz_sr20dbm0_v02.dat

Level adj. Ch1 -90.0 dB

Calibration

Input ch.2: 0.49 dB 2023/11/1 (HATS 1 (HMS II.3))

Output ch.2: 0.00 dB 2023/6/27 (Radio Tester 1 (CMW500))

HHP IV Settings (Setting: STD:(0,0,0) rel AHP)

MECRP Delta Ye	0.0 mm	Rotation Delta A	0.0 °
MECRP Delta Ze	0.0 mm	Rotation Delta C	0.0 °
Delta Xe	0.0 mm	Rotation Delta B	5.0 °
Delta Ye	0.0 mm	Delta A	0.0 °
		Delta C	0.0 °

Delta Ze	0.0 mm	Delta B	0.0 °
Ym	-4.3 mm	Ear Type	3.3 Coordinates

Mounting: Right Ear
Force to apply: 8.0 N, Force reached: 8.1 N

Output Equalization/Filter

Mouth Eq. Ch.1: HATS 1 (HMS II.3)

Analysis

Direction	Out 2 -> In 2		
Range start	13550.00 ms	Range length	200.00 ms
Number of seq.	10	Sequence length	400.00 ms
Use FIR Filter	Ch2	FIR filter	drp2ff_ieee1652
DRP/ERP Ch.1:	Off	DRP/ERP Ch.2:	Off
Frequency base	Transformation		
FFT size	9600	Overlap	0 %
Window function.	Hanning	Smooth	Off
dB weighting	A Weighting		
Stimulus min.	2205.0 Hz	Stimulus max.	2855.0 Hz
Analysis min.	20.0 Hz	Analysis max.	2200.0 Hz
Analysis (2) min.	2860.0 Hz	Analysis (2) max.	20000.0 Hz

Special Features

Compensate delay 158.9000 ms (D_RCV_WB, Delay (Cross))
Store to variable RCVWB10_2500Hz

Hardware Config Settings

Used Setting HEAD 2G3G labCORE NetSim

labCORE Settings

labCORE Serial	77000207	Nickname	
Firmware	3.4.17	Sync Source	Internal
Clock Pitch	0.00 ppm		

labCORE Routing

Out Channel 1 -> Power Amp. (Slot 10) 1 -> HATS 1 (HMS II.3) Speaker
Out Channel 2 -> Analog Out 1/2 2 -> Radio Tester 1 (CMW500) In
In Channel 1 <- Analog In 1/2 In 1 <- Radio Tester 1 (CMW500) Out
In Channel 2 <- BEQ Filter 1 R <- Mic Amp. (Slot 6) In 2 <- HATS 1 (HMS II.3) Mic. Right

Analog In Mainboard Settings (Analog In 1/2)

Range Ch. 1	0.00 dB	Ch. 0 Float	On
Range Ch. 2	0.00 dB	Ch. 1 Float	On

Analog Out Mainboard Settings (Analog Out 1/2)

Range Ch. 1	0.00 dB	Range Ch. 2	0.00 dB
-------------	---------	-------------	---------

Microphone Settings (Mic Amp. (Slot 6))

Channel In 1 Settings			
Range	114 dB[SPL] @ 12.5 mV/Pa	Highpass	Off
Polarisation Voltage	200V	Supply Voltage	±60V
Channel In 2 Settings			
Range	114 dB[SPL] @ 12.5 mV/Pa	Highpass	20Hz
Polarisation Voltage	200V	Supply Voltage	±60V
Channel In 3 Settings			
Range	114 dB[SPL] @ 12.5 mV/Pa	Highpass	Off
Polarisation Voltage	200V	Supply Voltage	±60V
Channel In 4 Settings			
Range	114 dB[SPL] @ 12.5 mV/Pa	Highpass	Off
Polarisation Voltage	200V	Supply Voltage	±60V

BEQ Settings (BEQ Filter 1)

Block mode Bypass

Artificial Head Settings (HATS 1 (HMS II.3))

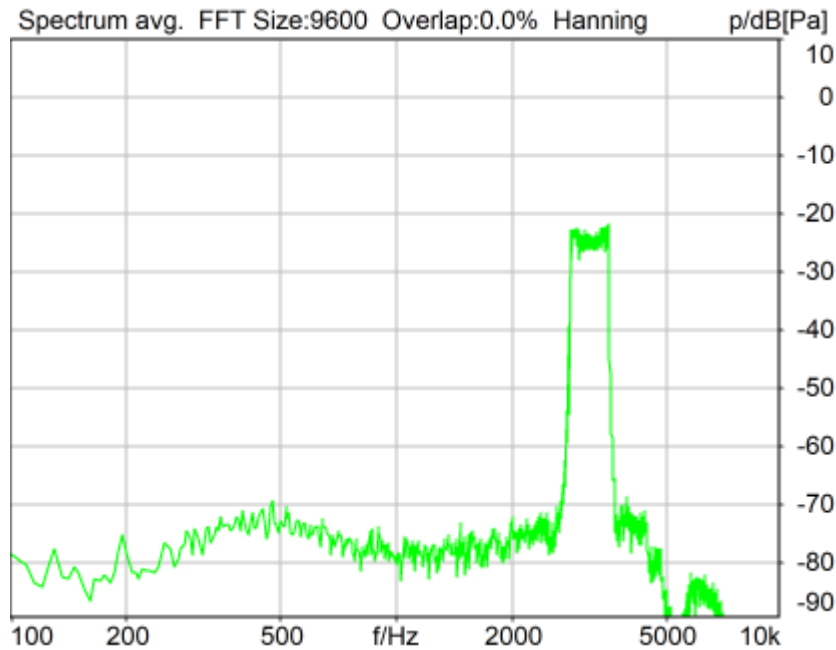
Ser. Nr.	12306613	Pinna Type	Type 3.3
----------	----------	------------	----------

HIB Settings

HIB Name	60020095	Serial	60020095
HIB Mode	Mobile Measurement	Impedance	32 Ohm
Gain out 1	-40.00 dB	Gain out 2	0.00 dB
Gain in 1	0.00 dB	Gain in 2	0.00 dB
Mic 1 Power Supply	Off	Mic 2 Power Supply	Off

5.2 RCV Distortion and Noise - 3150 Hz WB

TIA-5050 (2018-01) \ Measurements \ Wideband \ 5.2 Receive Distortion and Noise 8N



Distortion (Noise) RCV (packed): 38.93 dB (1.13%) Ok

Ok

2024/1/21 17:28 ACQUA 5.1.200

Unmodified HEAD acoustics Measurement Descriptor

Limits

	lower
Run 1	20.00 dB

Meas. Setting off

Underlying Standard: TIA-5050 (2018-01)

Database Version: 40_HAC_Suite_Rev03

Source: act_rpn_b250ms_3150hz_sr20dbm0_v02.dat

Level adj. Ch1 -90.0 dB

Calibration

Input ch.2: 0.49 dB 2023/11/1 (HATS 1 (HMS II.3))

Output ch.2: 0.00 dB 2023/6/27 (Radio Tester 1 (CMW500))

HHP IV Settings (Setting: STD:(0,0,0) rel AHP)

MECRP Delta Ye	0.0 mm	Rotation Delta A	0.0 °
MECRP Delta Ze	0.0 mm	Rotation Delta C	0.0 °
Delta Xe	0.0 mm	Rotation Delta B	5.0 °
Delta Ye	0.0 mm	Delta A	0.0 °
		Delta C	0.0 °

Delta Ze	0.0 mm	Delta B	0.0 °
Ym	-4.3 mm	Ear Type	3.3 Coordinates

Mounting: Right Ear
Force to apply: 8.0 N, Force reached: 8.0 N

Output Equalization/Filter

Mouth Eq. Ch.1: HATS 1 (HMS II.3)

Analysis

Direction	Out 2 -> In 2		
Range start	13550.00 ms	Range length	200.00 ms
Number of seq.	10	Sequence length	400.00 ms
Use FIR Filter	Ch2	FIR filter	drp2ff_ieee1652
DRP/ERP Ch.1:	Off	DRP/ERP Ch.2:	Off
Frequency base	Transformation		
FFT size	9600	Overlap	0 %
Window function.	Hanning	Smooth	Off
dB weighting	A Weighting		
Stimulus min.	2785.0 Hz	Stimulus max.	3585.0 Hz
Analysis min.	20.0 Hz	Analysis max.	2780.0 Hz
Analysis (2) min.	3590.0 Hz	Analysis (2) max.	20000.0 Hz

Special Features

Compensate delay 158.9000 ms (D_RCV_WB, Delay (Cross))
Store to variable RCVWB10_3150Hz

Hardware Config Settings

Used Setting HEAD 2G3G labCORE NetSim

labCORE Settings

labCORE Serial	77000207	Nickname	
Firmware	3.4.17	Sync Source	Internal
Clock Pitch	0.00 ppm		

labCORE Routing

Out Channel 1 -> Power Amp. (Slot 10) 1 -> HATS 1 (HMS II.3) Speaker
Out Channel 2 -> Analog Out 1/2 2 -> Radio Tester 1 (CMW500) In
In Channel 1 <- Analog In 1/2 In 1 <- Radio Tester 1 (CMW500) Out
In Channel 2 <- BEQ Filter 1 R <- Mic Amp. (Slot 6) In 2 <- HATS 1 (HMS II.3) Mic. Right

Analog In Mainboard Settings (Analog In 1/2)

Range Ch. 1	0.00 dB	Ch. 0 Float	On
Range Ch. 2	0.00 dB	Ch. 1 Float	On

Analog Out Mainboard Settings (Analog Out 1/2)

Range Ch. 1	0.00 dB	Range Ch. 2	0.00 dB
-------------	---------	-------------	---------

Microphone Settings (Mic Amp. (Slot 6))

Channel In 1 Settings			
Range	114 dB[SPL] @ 12.5 mV/Pa	Highpass	Off
Polarisation Voltage	200V	Supply Voltage	±60V
Channel In 2 Settings			
Range	114 dB[SPL] @ 12.5 mV/Pa	Highpass	20Hz
Polarisation Voltage	200V	Supply Voltage	±60V
Channel In 3 Settings			
Range	114 dB[SPL] @ 12.5 mV/Pa	Highpass	Off
Polarisation Voltage	200V	Supply Voltage	±60V
Channel In 4 Settings			
Range	114 dB[SPL] @ 12.5 mV/Pa	Highpass	Off
Polarisation Voltage	200V	Supply Voltage	±60V

BEQ Settings (BEQ Filter 1)

Block mode Bypass

Artificial Head Settings (HATS 1 (HMS II.3))

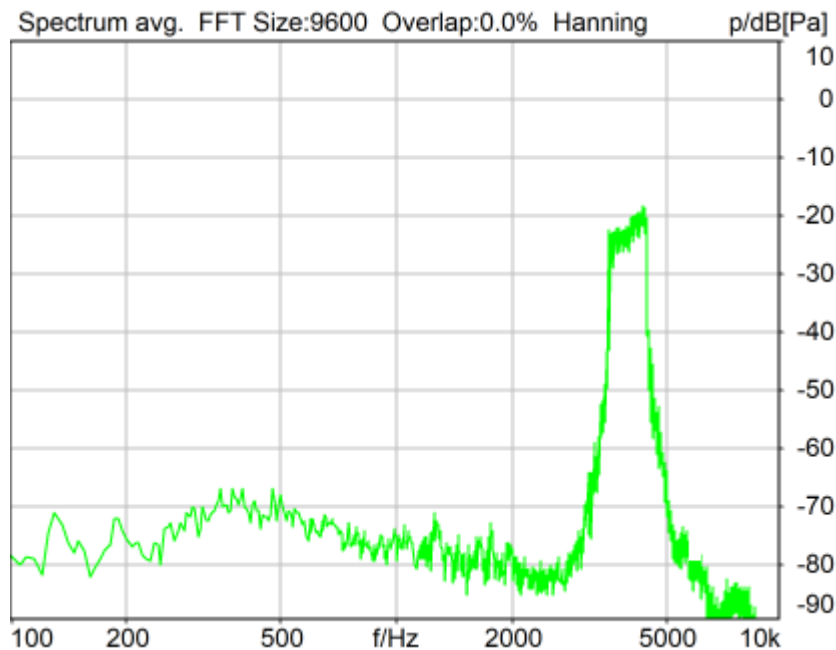
Ser. Nr.	12306613	Pinna Type	Type 3.3
----------	----------	------------	----------

HIB Settings

HIB Name	60020095	Serial	60020095
HIB Mode	Mobile Measurement	Impedance	32 Ohm
Gain out 1	-40.00 dB	Gain out 2	0.00 dB
Gain in 1	0.00 dB	Gain in 2	0.00 dB
Mic 1 Power Supply	Off	Mic 2 Power Supply	Off

5.2 RCV Distortion and Noise - 4000 Hz WB

TIA-5050 (2018-01) \ Measurements \ Wideband \ 5.2 Receive Distortion and Noise 8N



Distortion (Noise) RCV (packed): 29.44 dB (3.37%) Ok

Ok

2024/1/21 17:28 ACQUA 5.1.200

Unmodified HEAD acoustics Measurement Descriptor

Limits

	lower
Run 1	20.00 dB

Meas. Setting off

Underlying Standard: TIA-5050 (2018-01)

Database Version: 40_HAC_Suite_Rev03

Source: act_rpn_b250ms_4000hz_sr20dbm0_v02.dat

Level adj. Ch1 -90.0 dB

Calibration

Input ch.2: 0.49 dB 2023/11/1 (HATS 1 (HMS II.3))

Output ch.2: 0.00 dB 2023/6/27 (Radio Tester 1 (CMW500))

HHP IV Settings (Setting: STD:(0,0,0) rel AHP)

MECRP Delta Ye	0.0 mm	Rotation Delta A	0.0 °
MECRP Delta Ze	0.0 mm	Rotation Delta C	0.0 °
Delta Xe	0.0 mm	Rotation Delta B	5.0 °
Delta Ye	0.0 mm	Delta A	0.0 °
		Delta C	0.0 °

Delta Ze	0.0 mm	Delta B	0.0 °
Ym	-4.3 mm	Ear Type	3.3 Coordinates

Mounting: Right Ear
Force to apply: 8.0 N, Force reached: 8.1 N

Output Equalization/Filter

Mouth Eq. Ch.1: HATS 1 (HMS II.3)

Analysis

Direction	Out 2 -> In 2		
Range start	13550.00 ms	Range length	200.00 ms
Number of seq.	10	Sequence length	400.00 ms
Use FIR Filter	Ch2	FIR filter	drp2ff_ieee1652
DRP/ERP Ch.1:	Off	DRP/ERP Ch.2:	Off
Frequency base	Transformation		
FFT size	9600	Overlap	0 %
Window function.	Hanning	Smooth	Off
dB weighting	A Weighting		
Stimulus min.	3515.0 Hz	Stimulus max.	4500.0 Hz
Analysis min.	20.0 Hz	Analysis max.	3510.0 Hz
Analysis (2) min.	4505.0 Hz	Analysis (2) max.	20000.0 Hz

Special Features

Compensate delay 158.9000 ms (D_RCV_WB, Delay (Cross))
Store to variable RCVWB10_4000Hz

Hardware Config Settings

Used Setting HEAD 2G3G labCORE NetSim

labCORE Settings

labCORE Serial	77000207	Nickname	
Firmware	3.4.17	Sync Source	Internal
Clock Pitch	0.00 ppm		

labCORE Routing

Out Channel 1 -> Power Amp. (Slot 10) 1 -> HATS 1 (HMS II.3) Speaker
Out Channel 2 -> Analog Out 1/2 2 -> Radio Tester 1 (CMW500) In
In Channel 1 <- Analog In 1/2 In 1 <- Radio Tester 1 (CMW500) Out
In Channel 2 <- BEQ Filter 1 R <- Mic Amp. (Slot 6) In 2 <- HATS 1 (HMS II.3) Mic. Right

Analog In Mainboard Settings (Analog In 1/2)

Range Ch. 1	0.00 dB	Ch. 0 Float	On
Range Ch. 2	0.00 dB	Ch. 1 Float	On

Analog Out Mainboard Settings (Analog Out 1/2)

Range Ch. 1	0.00 dB	Range Ch. 2	0.00 dB
-------------	---------	-------------	---------

Microphone Settings (Mic Amp. (Slot 6))

Channel In 1 Settings			
Range	114 dB[SPL] @ 12.5 mV/Pa	Highpass	Off
Polarisation Voltage	200V	Supply Voltage	±60V
Channel In 2 Settings			
Range	114 dB[SPL] @ 12.5 mV/Pa	Highpass	20Hz
Polarisation Voltage	200V	Supply Voltage	±60V
Channel In 3 Settings			
Range	114 dB[SPL] @ 12.5 mV/Pa	Highpass	Off
Polarisation Voltage	200V	Supply Voltage	±60V
Channel In 4 Settings			
Range	114 dB[SPL] @ 12.5 mV/Pa	Highpass	Off
Polarisation Voltage	200V	Supply Voltage	±60V

BEQ Settings (BEQ Filter 1)

Block mode Bypass

Artificial Head Settings (HATS 1 (HMS II.3))

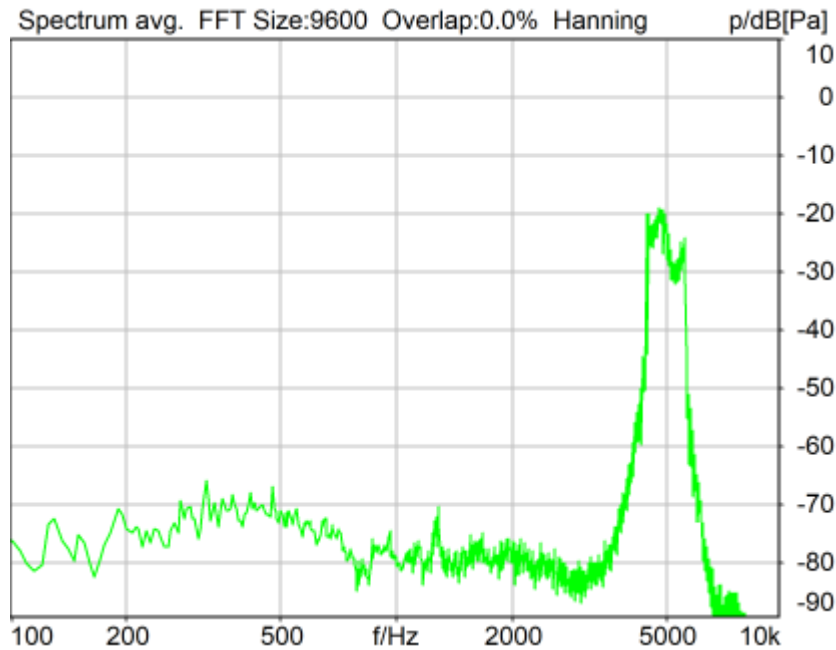
Ser. Nr.	12306613	Pinna Type	Type 3.3
----------	----------	------------	----------

HIB Settings

HIB Name	60020095	Serial	60020095
HIB Mode	Mobile Measurement	Impedance	32 Ohm
Gain out 1	-40.00 dB	Gain out 2	0.00 dB
Gain in 1	0.00 dB	Gain in 2	0.00 dB
Mic 1 Power Supply	Off	Mic 2 Power Supply	Off

5.2 RCV Distortion and Noise - 5000 Hz WB

TIA-5050 (2018-01) \ Measurements \ Wideband \ 5.2 Receive Distortion and Noise 8N



Distortion (Noise) RCV (packed): 30.97 dB (2.83%) Ok

Ok

2024/1/21 17:29 ACQUA 5.1.200

Unmodified HEAD acoustics Measurement Descriptor

Limits

	lower
Run 1	20.00 dB

Meas. Setting off

Underlying Standard: TIA-5050 (2018-01)

Database Version: 40_HAC_Suite_Rev03

Source: act_rpn_b250ms_5000hz_sr20dbm0_v02.dat

Level adj. Ch1 -90.0 dB

Calibration

Input ch.2: 0.49 dB 2023/11/1 (HATS 1 (HMS II.3))

Output ch.2: 0.00 dB 2023/6/27 (Radio Tester 1 (CMW500))

HHP IV Settings (Setting: STD:(0,0,0) rel AHP)

MECRP Delta Ye	0.0 mm	Rotation Delta A	0.0 °
MECRP Delta Ze	0.0 mm	Rotation Delta C	0.0 °
Delta Xe	0.0 mm	Rotation Delta B	5.0 °
Delta Ye	0.0 mm	Delta A	0.0 °
		Delta C	0.0 °

Delta Ze	0.0 mm	Delta B	0.0 °
Ym	-4.3 mm	Ear Type	3.3 Coordinates

Mounting: Right Ear
Force to apply: 8.0 N, Force reached: 8.1 N

Output Equalization/Filter

Mouth Eq. Ch.1: HATS 1 (HMS II.3)

Analysis

Direction	Out 2 -> In 2		
Range start	13550.00 ms	Range length	200.00 ms
Number of seq.	10	Sequence length	400.00 ms
Use FIR Filter	Ch2	FIR filter	drp2ff_ieee1652
DRP/ERP Ch.1:	Off	DRP/ERP Ch.2:	Off
Frequency base	Transformation		
FFT size	9600	Overlap	0 %
Window function.	Hanning	Smooth	Off
dB weighting	A Weighting		
Stimulus min.	4430.0 Hz	Stimulus max.	5660.0 Hz
Analysis min.	20.0 Hz	Analysis max.	4425.0 Hz
Analysis (2) min.	5665.0 Hz	Analysis (2) max.	20000.0 Hz

Special Features

Compensate delay 158.9000 ms (D_RCV_WB, Delay (Cross))
Store to variable RCVWB10_5000Hz

Hardware Config Settings

Used Setting HEAD 2G3G labCORE NetSim

labCORE Settings

labCORE Serial	77000207	Nickname	
Firmware	3.4.17	Sync Source	Internal
Clock Pitch	0.00 ppm		

labCORE Routing

Out Channel 1 -> Power Amp. (Slot 10) 1 -> HATS 1 (HMS II.3) Speaker
Out Channel 2 -> Analog Out 1/2 2 -> Radio Tester 1 (CMW500) In
In Channel 1 <- Analog In 1/2 In 1 <- Radio Tester 1 (CMW500) Out
In Channel 2 <- BEQ Filter 1 R <- Mic Amp. (Slot 6) In 2 <- HATS 1 (HMS II.3) Mic. Right

Analog In Mainboard Settings (Analog In 1/2)

Range Ch. 1	0.00 dB	Ch. 0 Float	On
Range Ch. 2	0.00 dB	Ch. 1 Float	On

Analog Out Mainboard Settings (Analog Out 1/2)

Range Ch. 1	0.00 dB	Range Ch. 2	0.00 dB
-------------	---------	-------------	---------

Microphone Settings (Mic Amp. (Slot 6))

Channel In 1 Settings			
Range	114 dB[SPL] @ 12.5 mV/Pa	Highpass	Off
Polarisation Voltage	200V	Supply Voltage	±60V
Channel In 2 Settings			
Range	114 dB[SPL] @ 12.5 mV/Pa	Highpass	20Hz
Polarisation Voltage	200V	Supply Voltage	±60V
Channel In 3 Settings			
Range	114 dB[SPL] @ 12.5 mV/Pa	Highpass	Off
Polarisation Voltage	200V	Supply Voltage	±60V
Channel In 4 Settings			
Range	114 dB[SPL] @ 12.5 mV/Pa	Highpass	Off
Polarisation Voltage	200V	Supply Voltage	±60V

BEQ Settings (BEQ Filter 1)

Block mode Bypass

Artificial Head Settings (HATS 1 (HMS II.3))

Ser. Nr.	12306613	Pinna Type	Type 3.3
----------	----------	------------	----------

HIB Settings

HIB Name	60020095	Serial	60020095
HIB Mode	Mobile Measurement	Impedance	32 Ohm
Gain out 1	-40.00 dB	Gain out 2	0.00 dB
Gain in 1	0.00 dB	Gain in 2	0.00 dB
Mic 1 Power Supply	Off	Mic 2 Power Supply	Off

Report - Receive Distortion and Noise (Conversational Gain)

TIA-5050 (2018-01) \ Measurements \ Wideband \ 5.2 Receive Distortion and Noise 8N

Region	Frequency	SDNR
1	250Hz	31.50 dB
2	315Hz	32.16 dB
3	400Hz	32.00 dB
4	500Hz	33.17 dB
5	630Hz	35.16 dB
6	800Hz	35.78 dB
7	1000Hz	34.85 dB
8	1250Hz	28.31 dB
9	1600Hz	39.60 dB
10	2000Hz	38.11 dB
11	2500Hz	38.92 dB
12	3150Hz	38.93 dB
13	4000Hz	29.44 dB
14	5000Hz	30.97 dB

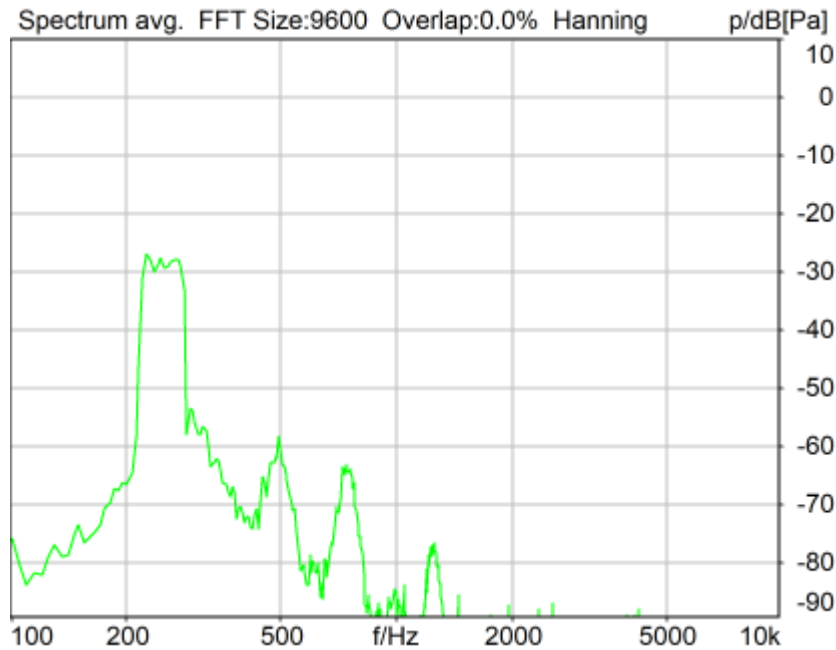
All SDNRs were greater than 20.0 dB, requirement was met.

Smallest SDNR was 28.31dB at 1250Hz.

2024/1/21 17:29 ACQUA

5.2 RCV Distortion and Noise - 250 Hz WB

TIA-5050 (2018-01) \ Measurements \ Wideband \ 5.2 Receive Distortion and Noise 2N



Distortion (Noise) RCV (packed): 32.21 dB (2.45%) Ok

Ok

2024/1/16 16:40 ACQUA 5.1.200

Unmodified HEAD acoustics Measurement Descriptor

Limits

	lower
Run 1	20.00 dB

Meas. Setting off

Underlying Standard: TIA-5050 (2018-01)

Database Version: 40_HAC_Suite_Rev03

Source: act_rpn_b250ms_250hz_sr20dbm0_v02.dat.dat

Level adj. Ch1 -90.0 dB

Calibration

Input ch.2: 0.49 dB 2023/11/1 (HATS 1 (HMS II.3))

Output ch.2: 0.00 dB 2023/6/27 (Radio Tester 1 (CMW500))

HHP IV Settings (Setting: STD:(0,0,0) rel AHP)

MECRP Delta Ye	0.0 mm	Rotation Delta A	0.0 °
MECRP Delta Ze	0.0 mm	Rotation Delta C	0.0 °
Delta Xe	0.0 mm	Rotation Delta B	5.0 °
Delta Ye	0.0 mm	Delta A	0.0 °
		Delta C	0.0 °

Delta Ze	0.0 mm	Delta B	0.0 °
Ym	-0.7 mm	Ear Type	3.3 Coordinates

Mounting: Right Ear
Force to apply: 2.0 N, Force reached: 1.9 N

Output Equalization/Filter

Mouth Eq. Ch.1: HATS 1 (HMS II.3)

Analysis

Direction	Out 2 -> In 2	Range length	200.00 ms
Range start	13550.00 ms	Sequence length	400.00 ms
Number of seq.	10	FIR filter	drp2ff_ieee1652
Use FIR Filter	Ch2	DRP/ERP Ch.2:	Off
DRP/ERP Ch.1:	Off	Frequency base	Transformation
FFT size	9600	Overlap	0 %
Window function.	Hanning	Smooth	Off
dB weighting	A Weighting	Stimulus max.	315.0 Hz
Stimulus min.	190.0 Hz	Analysis max.	185.0 Hz
Analysis min.	20.0 Hz	Analysis (2) max.	20000.0 Hz
Analysis (2) min.	320.0 Hz		

Special Features

Compensate delay 106.5000 ms (D_RCV_WB, Delay (Cross))
Store to variable RCVWB10_250Hz

labCORE Settings

labCORE Serial	77000207	Nickname	
Firmware	3.4.17	Sync Source	Internal
Clock Pitch	0.00 ppm		

labCORE Routing

Out Channel 1 -> Power Amp. (Slot 10) 1 -> HATS 1 (HMS II.3) Speaker
Out Channel 2 -> Analog Out 1/2 2 -> Radio Tester 1 (CMW500) In
In Channel 1 <- Analog In 1/2 In 1 <- Radio Tester 1 (CMW500) Out
In Channel 2 <- BEQ Filter 1 R <- Mic Amp. (Slot 6) In 2 <- HATS 1 (HMS II.3) Mic. Right

Analog In Mainboard Settings (Analog In 1/2)

Range Ch. 1	0.00 dB	Ch. 0 Float	On
Range Ch. 2	0.00 dB	Ch. 1 Float	On

Analog Out Mainboard Settings (Analog Out 1/2)

Range Ch. 1	0.00 dB	Range Ch. 2	0.00 dB
-------------	---------	-------------	---------

Microphone Settings (Mic Amp. (Slot 6))

Channel In 1 Settings
Range 114 dB[SPL] @ 12.5 mV/Pa Highpass Off
Polarisation Voltage200V Supply Voltage ±60V
Channel In 2 Settings
Range 114 dB[SPL] @ 12.5 mV/Pa Highpass 20Hz
Polarisation Voltage200V Supply Voltage ±60V
Channel In 3 Settings
Range 114 dB[SPL] @ 12.5 mV/Pa Highpass Off
Polarisation Voltage200V Supply Voltage ±60V
Channel In 4 Settings
Range 114 dB[SPL] @ 12.5 mV/Pa Highpass Off
Polarisation Voltage200V Supply Voltage ±60V

BEQ Settings (BEQ Filter 1)

Block mode Bypass

Artificial Head Settings (HATS 1 (HMS II.3))

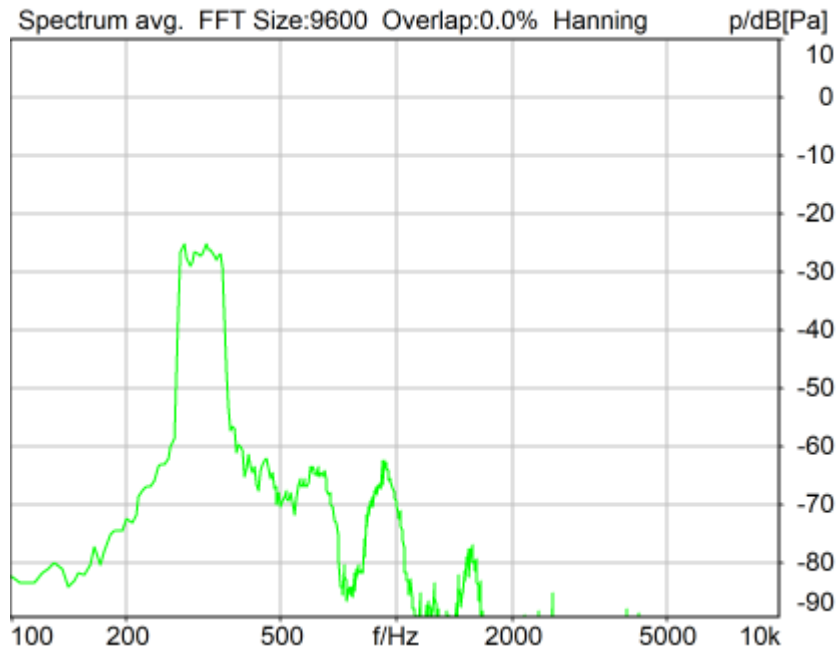
Ser. Nr.	12306613	Pinna Type	Type 3.3
----------	----------	------------	----------

HIB Settings

HIB Name	60020095	Serial	60020095
HIB Mode	Mobile Measurement	Impedance	32 Ohm
Gain out 1	-40.00 dB	Gain out 2	0.00 dB
Gain in 1	0.00 dB	Gain in 2	0.00 dB
Mic 1 Power Supply	Off	Mic 2 Power Supply	Off

5.2 RCV Distortion and Noise - 315 Hz WB

TIA-5050 (2018-01) \ Measurements \ Wideband \ 5.2 Receive Distortion and Noise 2N



Distortion (Noise) RCV (packed): 33.05 dB (2.23%) Ok

Ok

2024/1/16 16:41 ACQUA 5.1.200

Unmodified HEAD acoustics Measurement Descriptor

Limits

	lower
Run 1	20.00 dB

Meas. Setting off

Underlying Standard: TIA-5050 (2018-01)

Database Version: 40_HAC_Suite_Rev03

Source: act_rpn_b250ms_315hz_sr20dbm0_v02.dat

Level adj. Ch1 -90.0 dB

Calibration

Input ch.2: 0.49 dB 2023/11/1 (HATS 1 (HMS II.3))

Output ch.2: 0.00 dB 2023/6/27 (Radio Tester 1 (CMW500))

HHP IV Settings (Setting: STD:(0,0,0) rel AHP)

MECRP Delta Ye	0.0 mm	Rotation Delta A	0.0 °
MECRP Delta Ze	0.0 mm	Rotation Delta C	0.0 °
Delta Xe	0.0 mm	Rotation Delta B	5.0 °
Delta Ye	0.0 mm	Delta A	0.0 °
		Delta C	0.0 °

Delta Ze	0.0 mm	Delta B	0.0 °
Ym	-0.7 mm	Ear Type	3.3 Coordinates

Mounting: Right Ear
Force to apply: 2.0 N, Force reached: 1.9 N

Output Equalization/Filter

Mouth Eq. Ch.1: HATS 1 (HMS II.3)

Analysis

Direction	Out 2 -> In 2	Range length	200.00 ms
Range start	13550.00 ms	Sequence length	400.00 ms
Number of seq.	10	FIR filter	drp2ff_ieee1652
Use FIR Filter	Ch2	DRP/ERP Ch.2:	Off
DRP/ERP Ch.1:	Off	Frequency base	Transformation
FFT size	9600	Overlap	0 %
Window function.	Hanning	Smooth	Off
dB weighting	A Weighting	Stimulus max.	390.0 Hz
Stimulus min.	245.0 Hz	Analysis max.	240.0 Hz
Analysis min.	20.0 Hz	Analysis (2) max.	20000.0 Hz
Analysis (2) min.	395.0 Hz		

Special Features

Compensate delay 106.5000 ms (D_RCV_WB, Delay (Cross))
Store to variable RCVWB10_315Hz

labCORE Settings

labCORE Serial	77000207	Nickname	
Firmware	3.4.17	Sync Source	Internal
Clock Pitch	0.00 ppm		

labCORE Routing

Out Channel 1 -> Power Amp. (Slot 10) 1 -> HATS 1 (HMS II.3) Speaker
Out Channel 2 -> Analog Out 1/2 2 -> Radio Tester 1 (CMW500) In
In Channel 1 <- Analog In 1/2 In 1 <- Radio Tester 1 (CMW500) Out
In Channel 2 <- BEQ Filter 1 R <- Mic Amp. (Slot 6) In 2 <- HATS 1 (HMS II.3) Mic. Right

Analog In Mainboard Settings (Analog In 1/2)

Range Ch. 1	0.00 dB	Ch. 0 Float	On
Range Ch. 2	0.00 dB	Ch. 1 Float	On

Analog Out Mainboard Settings (Analog Out 1/2)

Range Ch. 1	0.00 dB	Range Ch. 2	0.00 dB
-------------	---------	-------------	---------

Microphone Settings (Mic Amp. (Slot 6))

Channel In 1 Settings
Range 114 dB[SPL] @ 12.5 mV/Pa Highpass Off
Polarisation Voltage200V Supply Voltage ±60V
Channel In 2 Settings
Range 114 dB[SPL] @ 12.5 mV/Pa Highpass 20Hz
Polarisation Voltage200V Supply Voltage ±60V
Channel In 3 Settings
Range 114 dB[SPL] @ 12.5 mV/Pa Highpass Off
Polarisation Voltage200V Supply Voltage ±60V
Channel In 4 Settings
Range 114 dB[SPL] @ 12.5 mV/Pa Highpass Off
Polarisation Voltage200V Supply Voltage ±60V

BEQ Settings (BEQ Filter 1)

Block mode Bypass

Artificial Head Settings (HATS 1 (HMS II.3))

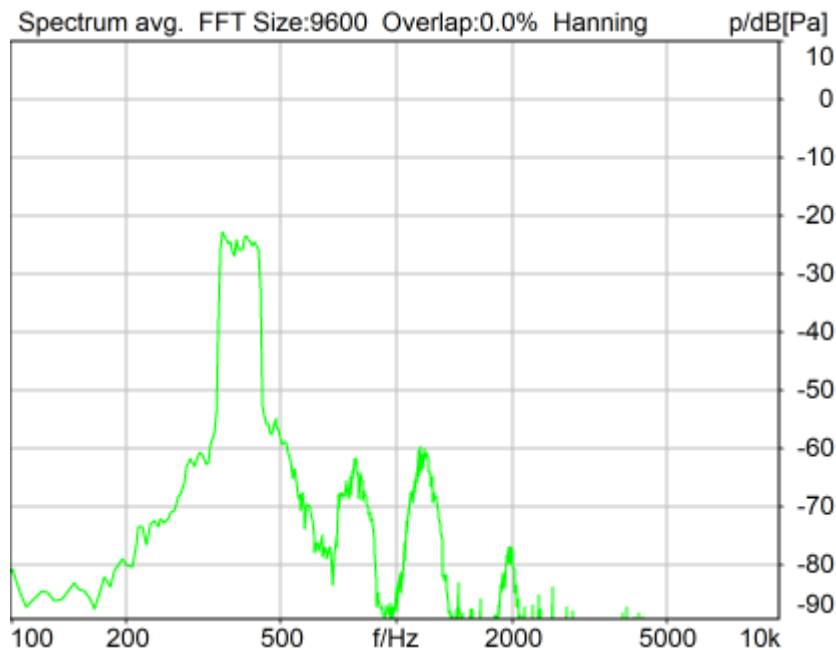
Ser. Nr.	12306613	Pinna Type	Type 3.3
----------	----------	------------	----------

HIB Settings

HIB Name	60020095	Serial	60020095
HIB Mode	Mobile Measurement	Impedance	32 Ohm
Gain out 1	-40.00 dB	Gain out 2	0.00 dB
Gain in 1	0.00 dB	Gain in 2	0.00 dB
Mic 1 Power Supply	Off	Mic 2 Power Supply	Off

5.2 RCV Distortion and Noise - 400 Hz WB

TIA-5050 (2018-01) \ Measurements \ Wideband \ 5.2 Receive Distortion and Noise 2N



Distortion (Noise) RCV (packed): 32.61 dB (2.34%) Ok

Ok

2024/1/16 16:41 ACQUA 5.1.200

Unmodified HEAD acoustics Measurement Descriptor

Limits

	lower
Run 1	20.00 dB

Meas. Setting off

Underlying Standard: TIA-5050 (2018-01)

Database Version: 40_HAC_Suite_Rev03

Source: act_rpn_b250ms_400hz_sr20dbm0_v02.dat

Level adj. Ch1 -90.0 dB

Calibration

Input ch.2: 0.49 dB 2023/11/1 (HATS 1 (HMS II.3))

Output ch.2: 0.00 dB 2023/6/27 (Radio Tester 1 (CMW500))

HHP IV Settings (Setting: STD:(0,0,0) rel AHP)

MECRP Delta Ye	0.0 mm	Rotation Delta A	0.0 °
MECRP Delta Ze	0.0 mm	Rotation Delta C	0.0 °
Delta Xe	0.0 mm	Rotation Delta B	5.0 °
Delta Ye	0.0 mm	Delta A	0.0 °
		Delta C	0.0 °

Delta Ze	0.0 mm	Delta B	0.0 °
Ym	-0.7 mm	Ear Type	3.3 Coordinates

Mounting: Right Ear
Force to apply: 2.0 N, Force reached: 1.9 N

Output Equalization/Filter

Mouth Eq. Ch.1: HATS 1 (HMS II.3)

Analysis

Direction	Out 2 -> In 2	Range length	200.00 ms
Range start	13550.00 ms	Sequence length	400.00 ms
Number of seq.	10	FIR filter	drp2ff_ieee1652
Use FIR Filter	Ch2	DRP/ERP Ch.2:	Off
DRP/ERP Ch.1:	Off	Frequency base	Transformation
FFT size	9600	Overlap	0 %
Window function.	Hanning	Smooth	Off
dB weighting	A Weighting	Stimulus max.	480.0 Hz
Stimulus min.	320.0 Hz	Analysis max.	315.0 Hz
Analysis min.	20.0 Hz	Analysis (2) max.	20000.0 Hz
Analysis (2) min.	485.0 Hz		

Special Features

Compensate delay 106.5000 ms (D_RCV_WB, Delay (Cross))
Store to variable RCVWB10_400Hz

labCORE Settings

labCORE Serial	77000207	Nickname	
Firmware	3.4.17	Sync Source	Internal
Clock Pitch	0.00 ppm		

labCORE Routing

Out Channel 1 -> Power Amp. (Slot 10) 1 -> HATS 1 (HMS II.3) Speaker
Out Channel 2 -> Analog Out 1/2 2 -> Radio Tester 1 (CMW500) In
In Channel 1 <- Analog In 1/2 In 1 <- Radio Tester 1 (CMW500) Out
In Channel 2 <- BEQ Filter 1 R <- Mic Amp. (Slot 6) In 2 <- HATS 1 (HMS II.3) Mic. Right

Analog In Mainboard Settings (Analog In 1/2)

Range Ch. 1	0.00 dB	Ch. 0 Float	On
Range Ch. 2	0.00 dB	Ch. 1 Float	On

Analog Out Mainboard Settings (Analog Out 1/2)

Range Ch. 1	0.00 dB	Range Ch. 2	0.00 dB
-------------	---------	-------------	---------

Microphone Settings (Mic Amp. (Slot 6))

Channel In 1 Settings
Range 114 dB[SPL] @ 12.5 mV/Pa Highpass Off
Polarisation Voltage200V Supply Voltage ±60V
Channel In 2 Settings
Range 114 dB[SPL] @ 12.5 mV/Pa Highpass 20Hz
Polarisation Voltage200V Supply Voltage ±60V
Channel In 3 Settings
Range 114 dB[SPL] @ 12.5 mV/Pa Highpass Off
Polarisation Voltage200V Supply Voltage ±60V
Channel In 4 Settings
Range 114 dB[SPL] @ 12.5 mV/Pa Highpass Off
Polarisation Voltage200V Supply Voltage ±60V

BEQ Settings (BEQ Filter 1)

Block mode Bypass

Artificial Head Settings (HATS 1 (HMS II.3))

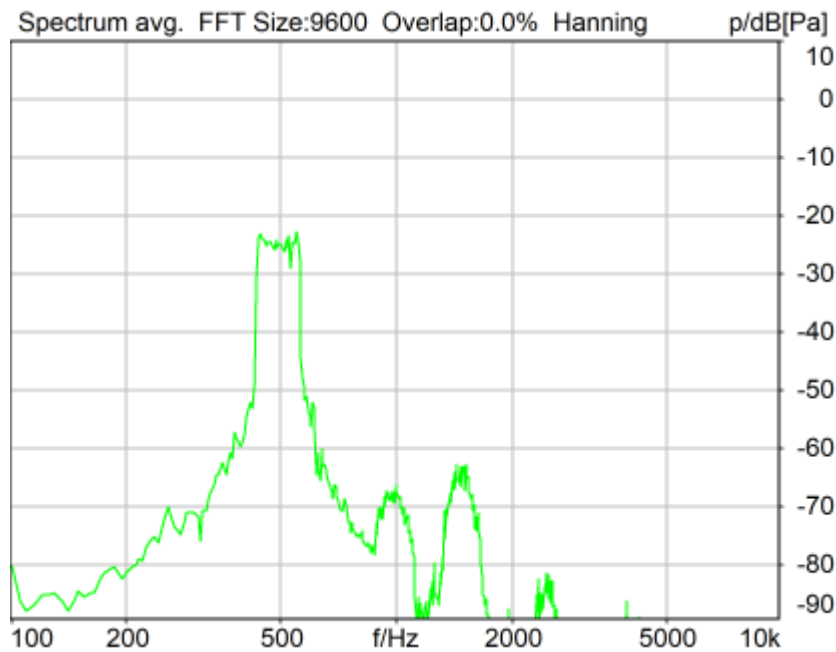
Ser. Nr.	12306613	Pinna Type	Type 3.3
----------	----------	------------	----------

HIB Settings

HIB Name	60020095	Serial	60020095
HIB Mode	Mobile Measurement	Impedance	32 Ohm
Gain out 1	-40.00 dB	Gain out 2	0.00 dB
Gain in 1	0.00 dB	Gain in 2	0.00 dB
Mic 1 Power Supply	Off	Mic 2 Power Supply	Off

5.2 RCV Distortion and Noise - 500 Hz WB

TIA-5050 (2018-01) \ Measurements \ Wideband \ 5.2 Receive Distortion and Noise 2N



Distortion (Noise) RCV (packed): 33.21 dB (2.19%) Ok

Ok

2024/1/16 16:42 ACQUA 5.1.200

Unmodified HEAD acoustics Measurement Descriptor

Limits

	lower
Run 1	20.00 dB

Meas. Setting off

Underlying Standard: TIA-5050 (2018-01)

Database Version: 40_HAC_Suite_Rev03

Source: act_rpn_b250ms_500hz_sr20dbm0_v02.dat

Level adj. Ch1 -90.0 dB

Calibration

Input ch.2: 0.49 dB 2023/11/1 (HATS 1 (HMS II.3))

Output ch.2: 0.00 dB 2023/6/27 (Radio Tester 1 (CMW500))

HHP IV Settings (Setting: STD:(0,0,0) rel AHP)

MECRP Delta Ye	0.0 mm	Rotation Delta A	0.0 °
MECRP Delta Ze	0.0 mm	Rotation Delta C	0.0 °
Delta Xe	0.0 mm	Rotation Delta B	5.0 °
Delta Ye	0.0 mm	Delta A	0.0 °
		Delta C	0.0 °

Delta Ze	0.0 mm	Delta B	0.0 °
Ym	-0.7 mm	Ear Type	3.3 Coordinates

Mounting: Right Ear
Force to apply: 2.0 N, Force reached: 1.9 N

Output Equalization/Filter

Mouth Eq. Ch.1: HATS 1 (HMS II.3)

Analysis

Direction	Out 2 -> In 2	Range length	200.00 ms
Range start	13550.00 ms	Sequence length	400.00 ms
Number of seq.	10	FIR filter	drp2ff_ieee1652
Use FIR Filter	Ch2	DRP/ERP Ch.2:	Off
DRP/ERP Ch.1:	Off	Frequency base	Transformation
FFT size	9600	Overlap	0 %
Window function.	Hanning	Smooth	Off
dB weighting	A Weighting	Stimulus max.	595.0 Hz
Stimulus min.	410.0 Hz	Analysis max.	405.0 Hz
Analysis min.	20.0 Hz	Analysis (2) max.	20000.0 Hz
Analysis (2) min.	600.0 Hz		

Special Features

Compensate delay 106.5000 ms (D_RCV_WB, Delay (Cross))
Store to variable RCVWB10_500Hz

labCORE Settings

labCORE Serial	77000207	Nickname	
Firmware	3.4.17	Sync Source	Internal
Clock Pitch	0.00 ppm		

labCORE Routing

Out Channel 1 -> Power Amp. (Slot 10) 1 -> HATS 1 (HMS II.3) Speaker
Out Channel 2 -> Analog Out 1/2 2 -> Radio Tester 1 (CMW500) In
In Channel 1 <- Analog In 1/2 In 1 <- Radio Tester 1 (CMW500) Out
In Channel 2 <- BEQ Filter 1 R <- Mic Amp. (Slot 6) In 2 <- HATS 1 (HMS II.3) Mic. Right

Analog In Mainboard Settings (Analog In 1/2)

Range Ch. 1	0.00 dB	Ch. 0 Float	On
Range Ch. 2	0.00 dB	Ch. 1 Float	On

Analog Out Mainboard Settings (Analog Out 1/2)

Range Ch. 1	0.00 dB	Range Ch. 2	0.00 dB
-------------	---------	-------------	---------

Microphone Settings (Mic Amp. (Slot 6))

Channel In 1 Settings
Range 114 dB[SPL] @ 12.5 mV/Pa Highpass Off
Polarisation Voltage200V Supply Voltage ±60V
Channel In 2 Settings
Range 114 dB[SPL] @ 12.5 mV/Pa Highpass 20Hz
Polarisation Voltage200V Supply Voltage ±60V
Channel In 3 Settings
Range 114 dB[SPL] @ 12.5 mV/Pa Highpass Off
Polarisation Voltage200V Supply Voltage ±60V
Channel In 4 Settings
Range 114 dB[SPL] @ 12.5 mV/Pa Highpass Off
Polarisation Voltage200V Supply Voltage ±60V

BEQ Settings (BEQ Filter 1)

Block mode Bypass

Artificial Head Settings (HATS 1 (HMS II.3))

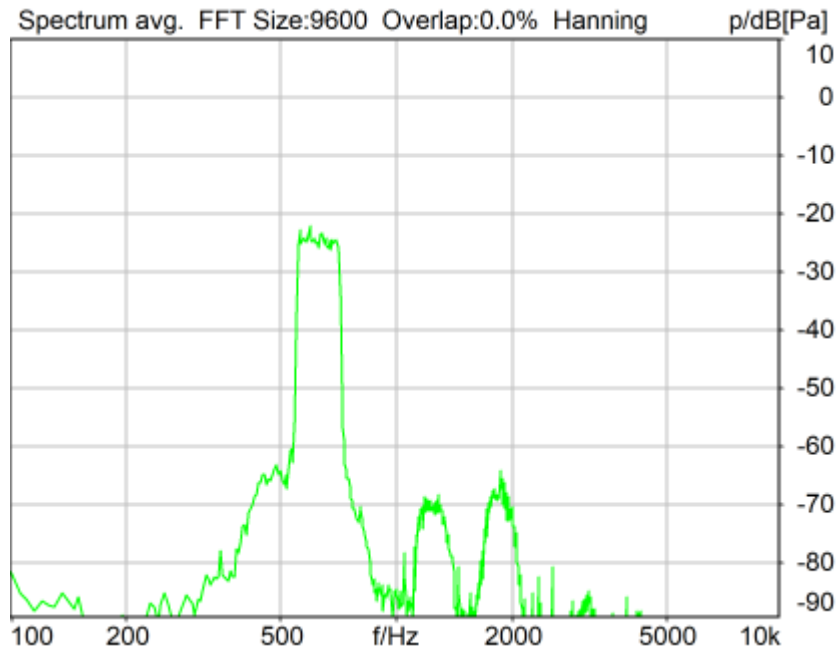
Ser. Nr.	12306613	Pinna Type	Type 3.3
----------	----------	------------	----------

HIB Settings

HIB Name	60020095	Serial	60020095
HIB Mode	Mobile Measurement	Impedance	32 Ohm
Gain out 1	-40.00 dB	Gain out 2	0.00 dB
Gain in 1	0.00 dB	Gain in 2	0.00 dB
Mic 1 Power Supply	Off	Mic 2 Power Supply	Off

5.2 RCV Distortion and Noise - 630 Hz WB

TIA-5050 (2018-01) \ Measurements \ Wideband \ 5.2 Receive Distortion and Noise 2N



Distortion (Noise) RCV (packed): 37.68 dB (1.31%) Ok

Ok

2024/1/16 16:42 ACQUA 5.1.200

Unmodified HEAD acoustics Measurement Descriptor

Limits

	lower
Run 1	20.00 dB

Meas. Setting off

Underlying Standard: TIA-5050 (2018-01)

Database Version: 40_HAC_Suite_Rev03

Source: act_rpn_b250ms_630hz_sr20dbm0_v02.dat

Level adj. Ch1 -90.0 dB

Calibration

Input ch.2: 0.49 dB 2023/11/1 (HATS 1 (HMS II.3))

Output ch.2: 0.00 dB 2023/6/27 (Radio Tester 1 (CMW500))

HHP IV Settings (Setting: STD:(0,0,0) rel AHP)

MECRP Delta Ye	0.0 mm	Rotation Delta A	0.0 °
MECRP Delta Ze	0.0 mm	Rotation Delta C	0.0 °
Delta Xe	0.0 mm	Rotation Delta B	5.0 °
Delta Ye	0.0 mm	Delta A	0.0 °
		Delta C	0.0 °

Delta Ze	0.0 mm	Delta B	0.0 °
Ym	-0.7 mm	Ear Type	3.3 Coordinates

Mounting: Right Ear
Force to apply: 2.0 N, Force reached: 1.9 N

Output Equalization/Filter

Mouth Eq. Ch.1: HATS 1 (HMS II.3)

Analysis

Direction	Out 2 -> In 2	Range length	200.00 ms
Range start	13550.00 ms	Sequence length	400.00 ms
Number of seq.	10	FIR filter	drp2ff_ieee1652
Use FIR Filter	Ch2	DRP/ERP Ch.2:	Off
DRP/ERP Ch.1:	Off	Frequency base	Transformation
FFT size	9600	Overlap	0 %
Window function.	Hanning	Smooth	Off
dB weighting	A Weighting	Stimulus max.	745.0 Hz
Stimulus min.	525.0 Hz	Analysis max.	520.0 Hz
Analysis min.	20.0 Hz	Analysis (2) max.	20000.0 Hz
Analysis (2) min.	750.0 Hz		

Special Features

Compensate delay 106.5000 ms (D_RCV_WB, Delay (Cross))
Store to variable RCVWB10_630Hz

labCORE Settings

labCORE Serial	77000207	Nickname	
Firmware	3.4.17	Sync Source	Internal
Clock Pitch	0.00 ppm		

labCORE Routing

Out Channel 1 -> Power Amp. (Slot 10) 1 -> HATS 1 (HMS II.3) Speaker
Out Channel 2 -> Analog Out 1/2 2 -> Radio Tester 1 (CMW500) In
In Channel 1 <- Analog In 1/2 In 1 <- Radio Tester 1 (CMW500) Out
In Channel 2 <- BEQ Filter 1 R <- Mic Amp. (Slot 6) In 2 <- HATS 1 (HMS II.3) Mic. Right

Analog In Mainboard Settings (Analog In 1/2)

Range Ch. 1	0.00 dB	Ch. 0 Float	On
Range Ch. 2	0.00 dB	Ch. 1 Float	On

Analog Out Mainboard Settings (Analog Out 1/2)

Range Ch. 1	0.00 dB	Range Ch. 2	0.00 dB
-------------	---------	-------------	---------

Microphone Settings (Mic Amp. (Slot 6))

Channel In 1 Settings
Range 114 dB[SPL] @ 12.5 mV/Pa Highpass Off
Polarisation Voltage200V Supply Voltage ±60V
Channel In 2 Settings
Range 114 dB[SPL] @ 12.5 mV/Pa Highpass 20Hz
Polarisation Voltage200V Supply Voltage ±60V
Channel In 3 Settings
Range 114 dB[SPL] @ 12.5 mV/Pa Highpass Off
Polarisation Voltage200V Supply Voltage ±60V
Channel In 4 Settings
Range 114 dB[SPL] @ 12.5 mV/Pa Highpass Off
Polarisation Voltage200V Supply Voltage ±60V

BEQ Settings (BEQ Filter 1)

Block mode Bypass

Artificial Head Settings (HATS 1 (HMS II.3))

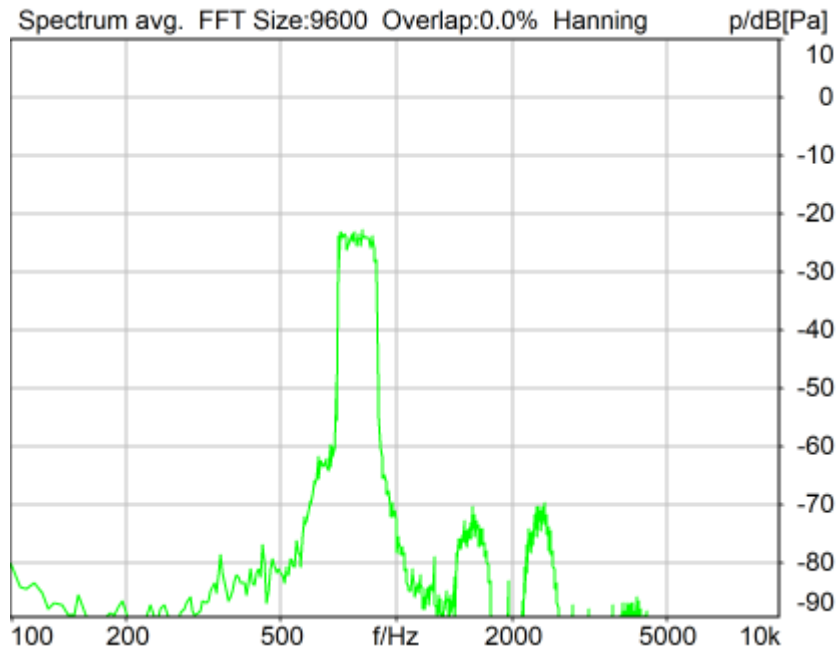
Ser. Nr.	12306613	Pinna Type	Type 3.3
----------	----------	------------	----------

HIB Settings

HIB Name	60020095	Serial	60020095
HIB Mode	Mobile Measurement	Impedance	32 Ohm
Gain out 1	-40.00 dB	Gain out 2	0.00 dB
Gain in 1	0.00 dB	Gain in 2	0.00 dB
Mic 1 Power Supply	Off	Mic 2 Power Supply	Off

5.2 RCV Distortion and Noise - 800 Hz WB

TIA-5050 (2018-01) \ Measurements \ Wideband \ 5.2 Receive Distortion and Noise 2N



Distortion (Noise) RCV (packed): 39.99 dB (1.00%) Ok

Ok

2024/1/16 16:43 ACQUA 5.1.200

Unmodified HEAD acoustics Measurement Descriptor

Limits

	lower
Run 1	20.00 dB

Meas. Setting off

Underlying Standard: TIA-5050 (2018-01)

Database Version: 40_HAC_Suite_Rev03

Source: act_rpn_b250ms_800hz_sr20dbm0_v02.dat

Level adj. Ch1 -90.0 dB

Calibration

Input ch.2: 0.49 dB 2023/11/1 (HATS 1 (HMS II.3))

Output ch.2: 0.00 dB 2023/6/27 (Radio Tester 1 (CMW500))

HHP IV Settings (Setting: STD:(0,0,0) rel AHP)

MECRP Delta Ye	0.0 mm	Rotation Delta A	0.0 °
MECRP Delta Ze	0.0 mm	Rotation Delta C	0.0 °
Delta Xe	0.0 mm	Rotation Delta B	5.0 °
Delta Ye	0.0 mm	Delta A	0.0 °
		Delta C	0.0 °

Delta Ze	0.0 mm	Delta B	0.0 °
Ym	-0.7 mm	Ear Type	3.3 Coordinates

Mounting: Right Ear
Force to apply: 2.0 N, Force reached: 1.9 N

Output Equalization/Filter

Mouth Eq. Ch.1: HATS 1 (HMS II.3)

Analysis

Direction	Out 2 -> In 2	Range length	200.00 ms
Range start	13550.00 ms	Sequence length	400.00 ms
Number of seq.	10	FIR filter	drp2ff_ieee1652
Use FIR Filter	Ch2	DRP/ERP Ch.2:	Off
DRP/ERP Ch.1:	Off	Frequency base	Transformation
FFT size	9600	Overlap	0 %
Window function.	Hanning	Smooth	Off
dB weighting	A Weighting	Stimulus max.	925.0 Hz
Stimulus min.	675.0 Hz	Analysis max.	670.0 Hz
Analysis min.	20.0 Hz	Analysis (2) max.	20000.0 Hz
Analysis (2) min.	930.0 Hz		

Special Features

Compensate delay 106.5000 ms (D_RCV_WB, Delay (Cross))
Store to variable RCVWB10_800Hz

labCORE Settings

labCORE Serial	77000207	Nickname	
Firmware	3.4.17	Sync Source	Internal
Clock Pitch	0.00 ppm		

labCORE Routing

Out Channel 1 -> Power Amp. (Slot 10) 1 -> HATS 1 (HMS II.3) Speaker
Out Channel 2 -> Analog Out 1/2 2 -> Radio Tester 1 (CMW500) In
In Channel 1 <- Analog In 1/2 In 1 <- Radio Tester 1 (CMW500) Out
In Channel 2 <- BEQ Filter 1 R <- Mic Amp. (Slot 6) In 2 <- HATS 1 (HMS II.3) Mic. Right

Analog In Mainboard Settings (Analog In 1/2)

Range Ch. 1	0.00 dB	Ch. 0 Float	On
Range Ch. 2	0.00 dB	Ch. 1 Float	On

Analog Out Mainboard Settings (Analog Out 1/2)

Range Ch. 1	0.00 dB	Range Ch. 2	0.00 dB
-------------	---------	-------------	---------

Microphone Settings (Mic Amp. (Slot 6))

Channel In 1 Settings
Range 114 dB[SPL] @ 12.5 mV/Pa Highpass Off
Polarisation Voltage200V Supply Voltage ±60V
Channel In 2 Settings
Range 114 dB[SPL] @ 12.5 mV/Pa Highpass 20Hz
Polarisation Voltage200V Supply Voltage ±60V
Channel In 3 Settings
Range 114 dB[SPL] @ 12.5 mV/Pa Highpass Off
Polarisation Voltage200V Supply Voltage ±60V
Channel In 4 Settings
Range 114 dB[SPL] @ 12.5 mV/Pa Highpass Off
Polarisation Voltage200V Supply Voltage ±60V

BEQ Settings (BEQ Filter 1)

Block mode Bypass

Artificial Head Settings (HATS 1 (HMS II.3))

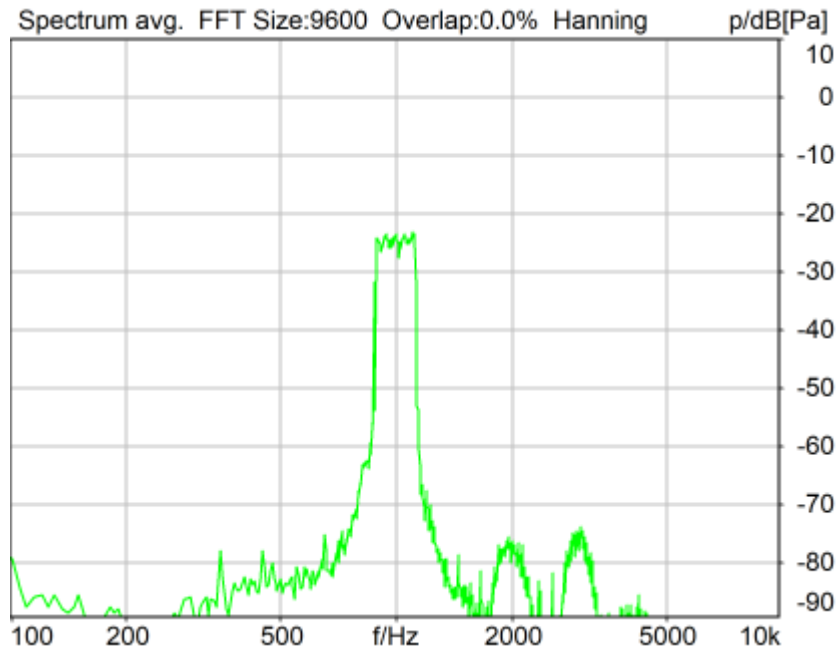
Ser. Nr.	12306613	Pinna Type	Type 3.3
----------	----------	------------	----------

HIB Settings

HIB Name	60020095	Serial	60020095
HIB Mode	Mobile Measurement	Impedance	32 Ohm
Gain out 1	-40.00 dB	Gain out 2	0.00 dB
Gain in 1	0.00 dB	Gain in 2	0.00 dB
Mic 1 Power Supply	Off	Mic 2 Power Supply	Off

5.2 RCV Distortion and Noise - 1000 Hz WB

TIA-5050 (2018-01) \ Measurements \ Wideband \ 5.2 Receive Distortion and Noise 2N



Distortion (Noise) RCV (packed): 41.82 dB (0.81%) Ok

Ok

2024/1/16 16:43 ACQUA 5.1.200

Unmodified HEAD acoustics Measurement Descriptor

Limits

	lower
Run 1	20.00 dB

Meas. Setting off

Underlying Standard: TIA-5050 (2018-01)

Database Version: 40_HAC_Suite_Rev03

Source: act_rpn_b250ms_1000hz_sr20dbm0_v02.dat

Level adj. Ch1 -90.0 dB

Calibration

Input ch.2: 0.49 dB 2023/11/1 (HATS 1 (HMS II.3))

Output ch.2: 0.00 dB 2023/6/27 (Radio Tester 1 (CMW500))

HHP IV Settings (Setting: STD:(0,0,0) rel AHP)

MECRP Delta Ye	0.0 mm	Rotation Delta A	0.0 °
MECRP Delta Ze	0.0 mm	Rotation Delta C	0.0 °
Delta Xe	0.0 mm	Rotation Delta B	5.0 °
Delta Ye	0.0 mm	Delta A	0.0 °
		Delta C	0.0 °

Delta Ze	0.0 mm	Delta B	0.0 °
Ym	-0.7 mm	Ear Type	3.3 Coordinates

Mounting: Right Ear
Force to apply: 2.0 N, Force reached: 2.0 N

Output Equalization/Filter

Mouth Eq. Ch.1: HATS 1 (HMS II.3)

Analysis

Direction	Out 2 -> In 2		
Range start	13550.00 ms	Range length	200.00 ms
Number of seq.	10	Sequence length	400.00 ms
Use FIR Filter	Ch2	FIR filter	drp2ff_ieee1652
DRP/ERP Ch.1:	Off	DRP/ERP Ch.2:	Off
Frequency base	Transformation		
FFT size	9600	Overlap	0 %
Window function.	Hanning	Smooth	Off
dB weighting	A Weighting		
Stimulus min.	855.0 Hz	Stimulus max.	1155.0 Hz
Analysis min.	20.0 Hz	Analysis max.	850.0 Hz
Analysis (2) min.	1160.0 Hz	Analysis (2) max.	20000.0 Hz

Special Features

Compensate delay 106.5000 ms (D_RCV_WB, Delay (Cross))
Store to variable RCVWB10_1000Hz

labCORE Settings

labCORE Serial	77000207	Nickname	
Firmware	3.4.17	Sync Source	Internal
Clock Pitch	0.00 ppm		

labCORE Routing

Out Channel 1 -> Power Amp. (Slot 10) 1 -> HATS 1 (HMS II.3) Speaker
Out Channel 2 -> Analog Out 1/2 2 -> Radio Tester 1 (CMW500) In
In Channel 1 <- Analog In 1/2 In 1 <- Radio Tester 1 (CMW500) Out
In Channel 2 <- BEQ Filter 1 R <- Mic Amp. (Slot 6) In 2 <- HATS 1 (HMS II.3) Mic. Right

Analog In Mainboard Settings (Analog In 1/2)

Range Ch. 1	0.00 dB	Ch. 0 Float	On
Range Ch. 2	0.00 dB	Ch. 1 Float	On

Analog Out Mainboard Settings (Analog Out 1/2)

Range Ch. 1	0.00 dB	Range Ch. 2	0.00 dB
-------------	---------	-------------	---------

Microphone Settings (Mic Amp. (Slot 6))

Channel In 1 Settings
Range 114 dB[SPL] @ 12.5 mV/Pa Highpass Off
Polarisation Voltage200V Supply Voltage ±60V
Channel In 2 Settings
Range 114 dB[SPL] @ 12.5 mV/Pa Highpass 20Hz
Polarisation Voltage200V Supply Voltage ±60V
Channel In 3 Settings
Range 114 dB[SPL] @ 12.5 mV/Pa Highpass Off
Polarisation Voltage200V Supply Voltage ±60V
Channel In 4 Settings
Range 114 dB[SPL] @ 12.5 mV/Pa Highpass Off
Polarisation Voltage200V Supply Voltage ±60V

BEQ Settings (BEQ Filter 1)

Block mode Bypass

Artificial Head Settings (HATS 1 (HMS II.3))

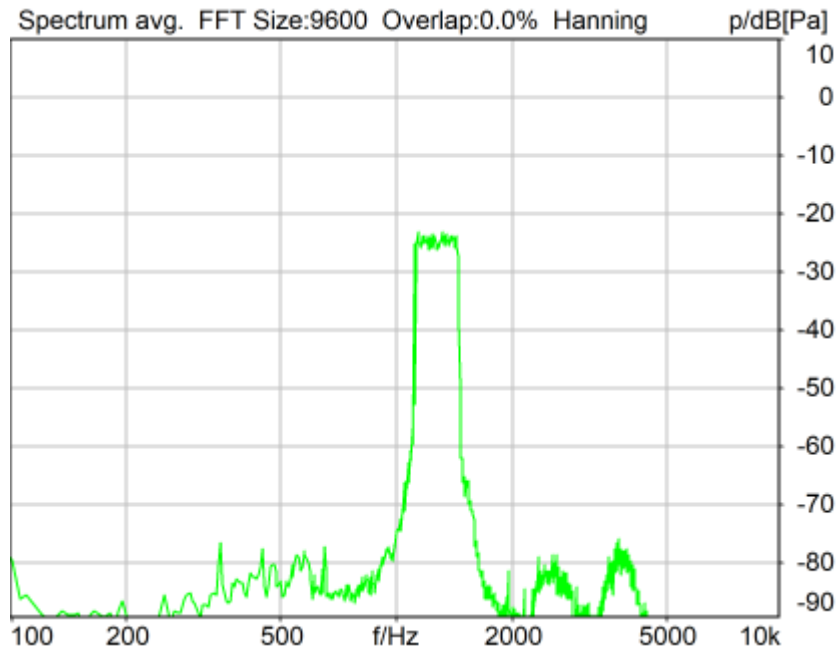
Ser. Nr.	12306613	Pinna Type	Type 3.3
----------	----------	------------	----------

HIB Settings

HIB Name	60020095	Serial	60020095
HIB Mode	Mobile Measurement	Impedance	32 Ohm
Gain out 1	-40.00 dB	Gain out 2	0.00 dB
Gain in 1	0.00 dB	Gain in 2	0.00 dB
Mic 1 Power Supply	Off	Mic 2 Power Supply	Off

5.2 RCV Distortion and Noise - 1250 Hz WB

TIA-5050 (2018-01) \ Measurements \ Wideband \ 5.2 Receive Distortion and Noise 2N



Distortion (Noise) RCV (packed): 31.79 dB (2.57%) Ok

Ok

2024/1/16 16:44 ACQUA 5.1.200

Unmodified HEAD acoustics Measurement Descriptor

Limits

	lower
Run 1	20.00 dB

Meas. Setting off

Underlying Standard: TIA-5050 (2018-01)

Database Version: 40_HAC_Suite_Rev03

Source: act_rpn_b250ms_1250hz_sr20dbm0_v02.dat

Level adj. Ch1 -90.0 dB

Calibration

Input ch.2: 0.49 dB 2023/11/1 (HATS 1 (HMS II.3))

Output ch.2: 0.00 dB 2023/6/27 (Radio Tester 1 (CMW500))

HHP IV Settings (Setting: STD:(0,0,0) rel AHP)

MECRP Delta Ye	0.0 mm	Rotation Delta A	0.0 °
MECRP Delta Ze	0.0 mm	Rotation Delta C	0.0 °
Delta Xe	0.0 mm	Rotation Delta B	5.0 °
Delta Ye	0.0 mm	Delta A	0.0 °
		Delta C	0.0 °

Delta Ze	0.0 mm	Delta B	0.0 °
Ym	-0.7 mm	Ear Type	3.3 Coordinates

Mounting: Right Ear
Force to apply: 2.0 N, Force reached: 2.0 N

Output Equalization/Filter

Mouth Eq. Ch.1: HATS 1 (HMS II.3)

Analysis

Direction	Out 2 -> In 2	Range length	200.00 ms
Range start	13550.00 ms	Sequence length	400.00 ms
Number of seq.	10	FIR filter	drp2ff_ieee1652
Use FIR Filter	Ch2	DRP/ERP Ch.2:	Off
DRP/ERP Ch.1:	Off	Frequency base	Transformation
FFT size	9600	Overlap	0 %
Window function.	Hanning	Smooth	Off
dB weighting	A Weighting	Stimulus max.	1450.0 Hz
Stimulus min.	1085.0 Hz	Analysis max.	1080.0 Hz
Analysis min.	20.0 Hz	Analysis (2) max.	20000.0 Hz
Analysis (2) min.	1455.0 Hz		

Special Features

Compensate delay 106.5000 ms (D_RCV_WB, Delay (Cross))
Store to variable RCVWB10_1250Hz

labCORE Settings

labCORE Serial	77000207	Nickname	
Firmware	3.4.17	Sync Source	Internal
Clock Pitch	0.00 ppm		

labCORE Routing

Out Channel 1 -> Power Amp. (Slot 10) 1 -> HATS 1 (HMS II.3) Speaker
Out Channel 2 -> Analog Out 1/2 2 -> Radio Tester 1 (CMW500) In
In Channel 1 <- Analog In 1/2 In 1 <- Radio Tester 1 (CMW500) Out
In Channel 2 <- BEQ Filter 1 R <- Mic Amp. (Slot 6) In 2 <- HATS 1 (HMS II.3) Mic. Right

Analog In Mainboard Settings (Analog In 1/2)

Range Ch. 1	0.00 dB	Ch. 0 Float	On
Range Ch. 2	0.00 dB	Ch. 1 Float	On

Analog Out Mainboard Settings (Analog Out 1/2)

Range Ch. 1	0.00 dB	Range Ch. 2	0.00 dB
-------------	---------	-------------	---------

Microphone Settings (Mic Amp. (Slot 6))

Channel In 1 Settings
Range 114 dB[SPL] @ 12.5 mV/Pa Highpass Off
Polarisation Voltage200V Supply Voltage ±60V
Channel In 2 Settings
Range 114 dB[SPL] @ 12.5 mV/Pa Highpass 20Hz
Polarisation Voltage200V Supply Voltage ±60V
Channel In 3 Settings
Range 114 dB[SPL] @ 12.5 mV/Pa Highpass Off
Polarisation Voltage200V Supply Voltage ±60V
Channel In 4 Settings
Range 114 dB[SPL] @ 12.5 mV/Pa Highpass Off
Polarisation Voltage200V Supply Voltage ±60V

BEQ Settings (BEQ Filter 1)

Block mode Bypass

Artificial Head Settings (HATS 1 (HMS II.3))

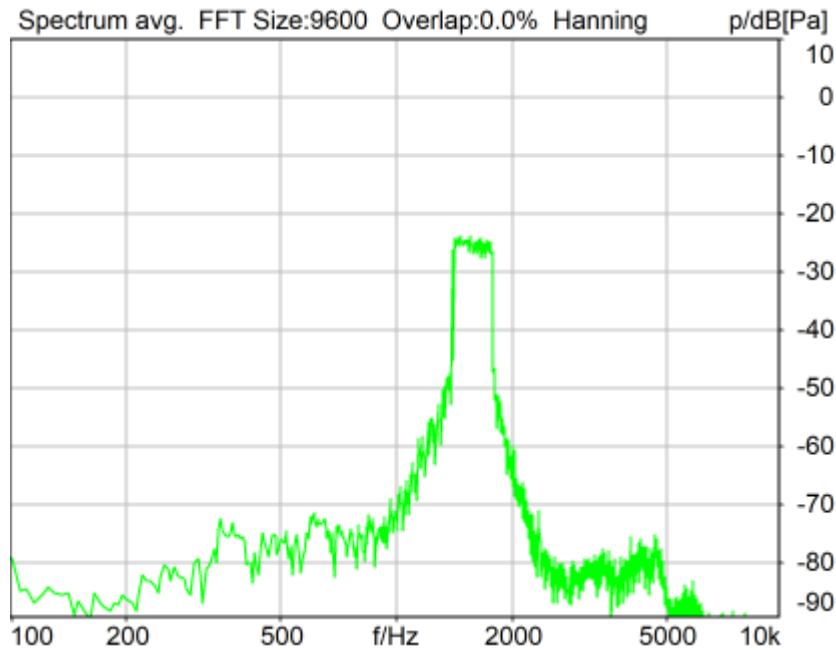
Ser. Nr.	12306613	Pinna Type	Type 3.3
----------	----------	------------	----------

HIB Settings

HIB Name	60020095	Serial	60020095
HIB Mode	Mobile Measurement	Impedance	32 Ohm
Gain out 1	-40.00 dB	Gain out 2	0.00 dB
Gain in 1	0.00 dB	Gain in 2	0.00 dB
Mic 1 Power Supply	Off	Mic 2 Power Supply	Off

5.2 RCV Distortion and Noise - 1600 Hz WB

TIA-5050 (2018-01) \ Measurements \ Wideband \ 5.2 Receive Distortion and Noise 2N



Distortion (Noise) RCV (packed): 28.46 dB (3.78%) Ok

Ok

2024/1/16 16:44 ACQUA 5.1.200

Unmodified HEAD acoustics Measurement Descriptor

Limits

	lower
Run 1	20.00 dB

Meas. Setting off

Underlying Standard: TIA-5050 (2018-01)

Database Version: 40_HAC_Suite_Rev03

Source: act_rpn_b250ms_1600hz_sr20dbm0_v02.dat

Level adj. Ch1 -90.0 dB

Calibration

Input ch.2: 0.49 dB 2023/11/1 (HATS 1 (HMS II.3))

Output ch.2: 0.00 dB 2023/6/27 (Radio Tester 1 (CMW500))

HHP IV Settings (Setting: STD:(0,0,0) rel AHP)

MECRP Delta Ye	0.0 mm	Rotation Delta A	0.0 °
MECRP Delta Ze	0.0 mm	Rotation Delta C	0.0 °
Delta Xe	0.0 mm	Rotation Delta B	5.0 °
Delta Ye	0.0 mm	Delta A	0.0 °
		Delta C	0.0 °

Delta Ze	0.0 mm	Delta B	0.0 °
Ym	-0.7 mm	Ear Type	3.3 Coordinates

Mounting: Right Ear
Force to apply: 2.0 N, Force reached: 2.0 N

Output Equalization/Filter

Mouth Eq. Ch.1: HATS 1 (HMS II.3)

Analysis

Direction	Out 2 -> In 2		
Range start	13550.00 ms	Range length	200.00 ms
Number of seq.	10	Sequence length	400.00 ms
Use FIR Filter	Ch2	FIR filter	drp2ff_ieee1652
DRP/ERP Ch.1:	Off	DRP/ERP Ch.2:	Off
Frequency base	Transformation		
FFT size	9600	Overlap	0 %
Window function.	Hanning	Smooth	Off
dB weighting	A Weighting		
Stimulus min.	1375.0 Hz	Stimulus max.	1815.0 Hz
Analysis min.	20.0 Hz	Analysis max.	1370.0 Hz
Analysis (2) min.	1820.0 Hz	Analysis (2) max.	20000.0 Hz

Special Features

Compensate delay 106.5000 ms (D_RCV_WB, Delay (Cross))
Store to variable RCVWB10_1600Hz

labCORE Settings

labCORE Serial	77000207	Nickname	
Firmware	3.4.17	Sync Source	Internal
Clock Pitch	0.00 ppm		

labCORE Routing

Out Channel 1 -> Power Amp. (Slot 10) 1 -> HATS 1 (HMS II.3) Speaker
Out Channel 2 -> Analog Out 1/2 2 -> Radio Tester 1 (CMW500) In
In Channel 1 <- Analog In 1/2 In 1 <- Radio Tester 1 (CMW500) Out
In Channel 2 <- BEQ Filter 1 R <- Mic Amp. (Slot 6) In 2 <- HATS 1 (HMS II.3) Mic. Right

Analog In Mainboard Settings (Analog In 1/2)

Range Ch. 1	0.00 dB	Ch. 0 Float	On
Range Ch. 2	0.00 dB	Ch. 1 Float	On

Analog Out Mainboard Settings (Analog Out 1/2)

Range Ch. 1	0.00 dB	Range Ch. 2	0.00 dB
-------------	---------	-------------	---------

Microphone Settings (Mic Amp. (Slot 6))

Channel In 1 Settings
Range 114 dB[SPL] @ 12.5 mV/Pa Highpass Off
Polarisation Voltage200V Supply Voltage ±60V
Channel In 2 Settings
Range 114 dB[SPL] @ 12.5 mV/Pa Highpass 20Hz
Polarisation Voltage200V Supply Voltage ±60V
Channel In 3 Settings
Range 114 dB[SPL] @ 12.5 mV/Pa Highpass Off
Polarisation Voltage200V Supply Voltage ±60V
Channel In 4 Settings
Range 114 dB[SPL] @ 12.5 mV/Pa Highpass Off
Polarisation Voltage200V Supply Voltage ±60V

BEQ Settings (BEQ Filter 1)

Block mode Bypass

Artificial Head Settings (HATS 1 (HMS II.3))

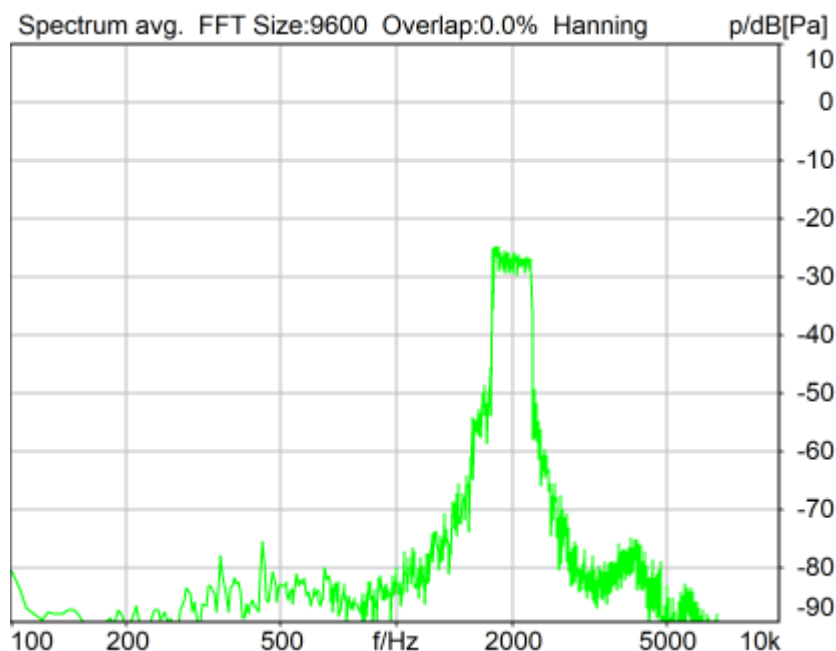
Ser. Nr.	12306613	Pinna Type	Type 3.3
----------	----------	------------	----------

HIB Settings

HIB Name	60020095	Serial	60020095
HIB Mode	Mobile Measurement	Impedance	32 Ohm
Gain out 1	-40.00 dB	Gain out 2	0.00 dB
Gain in 1	0.00 dB	Gain in 2	0.00 dB
Mic 1 Power Supply	Off	Mic 2 Power Supply	Off

5.2 RCV Distortion and Noise - 2000 Hz WB

TIA-5050 (2018-01) \ Measurements \ Wideband \ 5.2 Receive Distortion and Noise 2N



Distortion (Noise) RCV (packed): 27.44 dB (4.25%) Ok

Ok

2024/1/16 16:45 ACQUA 5.1.200

Unmodified HEAD acoustics Measurement Descriptor

Limits

	lower
Run 1	20.00 dB

Meas. Setting off

Underlying Standard: TIA-5050 (2018-01)

Database Version: 40_HAC_Suite_Rev03

Source: act_rpn_b250ms_2000hz_sr20dbm0_v02.dat

Level adj. Ch1 -90.0 dB

Calibration

Input ch.2: 0.49 dB 2023/11/1 (HATS 1 (HMS II.3))

Output ch.2: 0.00 dB 2023/6/27 (Radio Tester 1 (CMW500))

HHP IV Settings (Setting: STD:(0,0,0) rel AHP)

MECRP Delta Ye	0.0 mm	Rotation Delta A	0.0 °
MECRP Delta Ze	0.0 mm	Rotation Delta C	0.0 °
Delta Xe	0.0 mm	Rotation Delta B	5.0 °
Delta Ye	0.0 mm	Delta A	0.0 °
		Delta C	0.0 °

Delta Ze	0.0 mm	Delta B	0.0 °
Ym	-0.7 mm	Ear Type	3.3 Coordinates

Mounting: Right Ear
Force to apply: 2.0 N, Force reached: 2.0 N

Output Equalization/Filter

Mouth Eq. Ch.1: HATS 1 (HMS II.3)

Analysis

Direction	Out 2 -> In 2		
Range start	13550.00 ms	Range length	200.00 ms
Number of seq.	10	Sequence length	400.00 ms
Use FIR Filter	Ch2	FIR filter	drp2ff_ieee1652
DRP/ERP Ch.1:	Off	DRP/ERP Ch.2:	Off
Frequency base	Transformation		
FFT size	9600	Overlap	0 %
Window function.	Hanning	Smooth	Off
dB weighting	A Weighting		
Stimulus min.	1745.0 Hz	Stimulus max.	2275.0 Hz
Analysis min.	20.0 Hz	Analysis max.	1740.0 Hz
Analysis (2) min.	2280.0 Hz	Analysis (2) max.	20000.0 Hz

Special Features

Compensate delay 106.5000 ms (D_RCV_WB, Delay (Cross))
Store to variable RCVWB10_2000Hz

labCORE Settings

labCORE Serial	77000207	Nickname	
Firmware	3.4.17	Sync Source	Internal
Clock Pitch	0.00 ppm		

labCORE Routing

Out Channel 1 -> Power Amp. (Slot 10) 1 -> HATS 1 (HMS II.3) Speaker
Out Channel 2 -> Analog Out 1/2 2 -> Radio Tester 1 (CMW500) In
In Channel 1 <- Analog In 1/2 In 1 <- Radio Tester 1 (CMW500) Out
In Channel 2 <- BEQ Filter 1 R <- Mic Amp. (Slot 6) In 2 <- HATS 1 (HMS II.3) Mic. Right

Analog In Mainboard Settings (Analog In 1/2)

Range Ch. 1	0.00 dB	Ch. 0 Float	On
Range Ch. 2	0.00 dB	Ch. 1 Float	On

Analog Out Mainboard Settings (Analog Out 1/2)

Range Ch. 1	0.00 dB	Range Ch. 2	0.00 dB
-------------	---------	-------------	---------

Microphone Settings (Mic Amp. (Slot 6))

Channel In 1 Settings

Range	114 dB[SPL] @ 12.5 mV/Pa	Highpass	Off
Polarisation Voltage	200V	Supply Voltage	±60V

Channel In 2 Settings

Range	114 dB[SPL] @ 12.5 mV/Pa	Highpass	20Hz
Polarisation Voltage	200V	Supply Voltage	±60V

Channel In 3 Settings

Range	114 dB[SPL] @ 12.5 mV/Pa	Highpass	Off
Polarisation Voltage	200V	Supply Voltage	±60V

Channel In 4 Settings

Range	114 dB[SPL] @ 12.5 mV/Pa	Highpass	Off
Polarisation Voltage	200V	Supply Voltage	±60V

BEQ Settings (BEQ Filter 1)

Block mode Bypass

Artificial Head Settings (HATS 1 (HMS II.3))

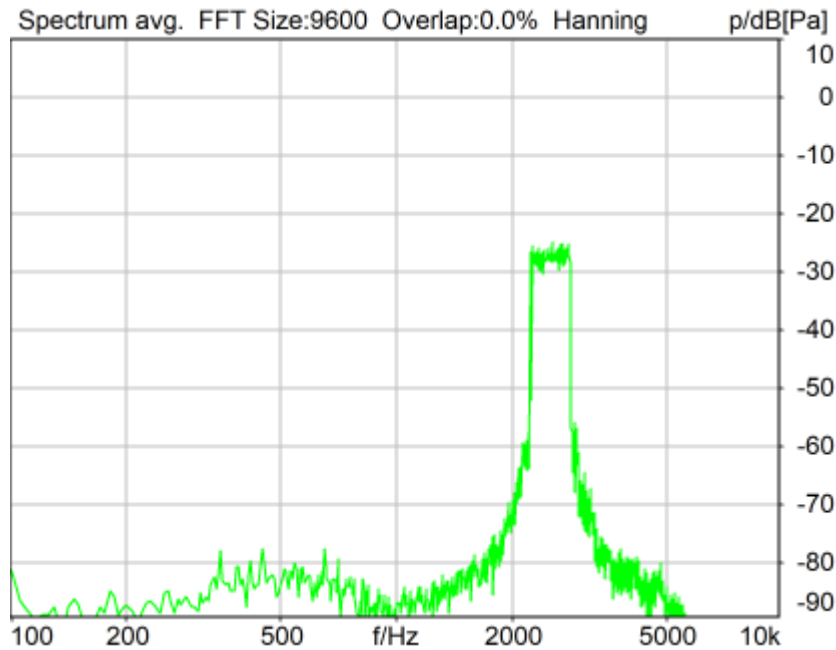
Ser. Nr.	12306613	Pinna Type	Type 3.3
----------	----------	------------	----------

HIB Settings

HIB Name	60020095	Serial	60020095
HIB Mode	Mobile Measurement	Impedance	32 Ohm
Gain out 1	-40.00 dB	Gain out 2	0.00 dB
Gain in 1	0.00 dB	Gain in 2	0.00 dB
Mic 1 Power Supply	Off	Mic 2 Power Supply	Off

5.2 RCV Distortion and Noise - 2500 Hz WB

TIA-5050 (2018-01) \ Measurements \ Wideband \ 5.2 Receive Distortion and Noise 2N



Distortion (Noise) RCV (packed): 35.53 dB (1.67%) Ok

Ok

2024/1/16 16:45 ACQUA 5.1.200

Unmodified HEAD acoustics Measurement Descriptor

Limits

	lower
Run 1	20.00 dB

Meas. Setting off

Underlying Standard: TIA-5050 (2018-01)

Database Version: 40_HAC_Suite_Rev03

Source: act_rpn_b250ms_2500hz_sr20dbm0_v02.dat

Level adj. Ch1 -90.0 dB

Calibration

Input ch.2: 0.49 dB 2023/11/1 (HATS 1 (HMS II.3))

Output ch.2: 0.00 dB 2023/6/27 (Radio Tester 1 (CMW500))

HHP IV Settings (Setting: STD:(0,0,0) rel AHP)

MECRP Delta Ye	0.0 mm	Rotation Delta A	0.0 °
MECRP Delta Ze	0.0 mm	Rotation Delta C	0.0 °
Delta Xe	0.0 mm	Rotation Delta B	5.0 °
Delta Ye	0.0 mm	Delta A	0.0 °
		Delta C	0.0 °

Delta Ze	0.0 mm	Delta B	0.0 °
Ym	-0.7 mm	Ear Type	3.3 Coordinates

Mounting: Right Ear
Force to apply: 2.0 N, Force reached: 2.0 N

Output Equalization/Filter

Mouth Eq. Ch.1: HATS 1 (HMS II.3)

Analysis

Direction	Out 2 -> In 2		
Range start	13550.00 ms	Range length	200.00 ms
Number of seq.	10	Sequence length	400.00 ms
Use FIR Filter	Ch2	FIR filter	drp2ff_ieee1652
DRP/ERP Ch.1:	Off	DRP/ERP Ch.2:	Off
Frequency base	Transformation		
FFT size	9600	Overlap	0 %
Window function.	Hanning	Smooth	Off
dB weighting	A Weighting		
Stimulus min.	2205.0 Hz	Stimulus max.	2855.0 Hz
Analysis min.	20.0 Hz	Analysis max.	2200.0 Hz
Analysis (2) min.	2860.0 Hz	Analysis (2) max.	20000.0 Hz

Special Features

Compensate delay 106.5000 ms (D_RCV_WB, Delay (Cross))
Store to variable RCVWB10_2500Hz

labCORE Settings

labCORE Serial	77000207	Nickname	
Firmware	3.4.17	Sync Source	Internal
Clock Pitch	0.00 ppm		

labCORE Routing

Out Channel 1 -> Power Amp. (Slot 10) 1 -> HATS 1 (HMS II.3) Speaker
Out Channel 2 -> Analog Out 1/2 2 -> Radio Tester 1 (CMW500) In
In Channel 1 <- Analog In 1/2 In 1 <- Radio Tester 1 (CMW500) Out
In Channel 2 <- BEQ Filter 1 R <- Mic Amp. (Slot 6) In 2 <- HATS 1 (HMS II.3) Mic. Right

Analog In Mainboard Settings (Analog In 1/2)

Range Ch. 1	0.00 dB	Ch. 0 Float	On
Range Ch. 2	0.00 dB	Ch. 1 Float	On

Analog Out Mainboard Settings (Analog Out 1/2)

Range Ch. 1	0.00 dB	Range Ch. 2	0.00 dB
-------------	---------	-------------	---------

Microphone Settings (Mic Amp. (Slot 6))

Channel In 1 Settings
Range 114 dB[SPL] @ 12.5 mV/Pa Highpass Off
Polarisation Voltage200V Supply Voltage ±60V
Channel In 2 Settings
Range 114 dB[SPL] @ 12.5 mV/Pa Highpass 20Hz
Polarisation Voltage200V Supply Voltage ±60V
Channel In 3 Settings
Range 114 dB[SPL] @ 12.5 mV/Pa Highpass Off
Polarisation Voltage200V Supply Voltage ±60V
Channel In 4 Settings
Range 114 dB[SPL] @ 12.5 mV/Pa Highpass Off
Polarisation Voltage200V Supply Voltage ±60V

BEQ Settings (BEQ Filter 1)

Block mode Bypass

Artificial Head Settings (HATS 1 (HMS II.3))

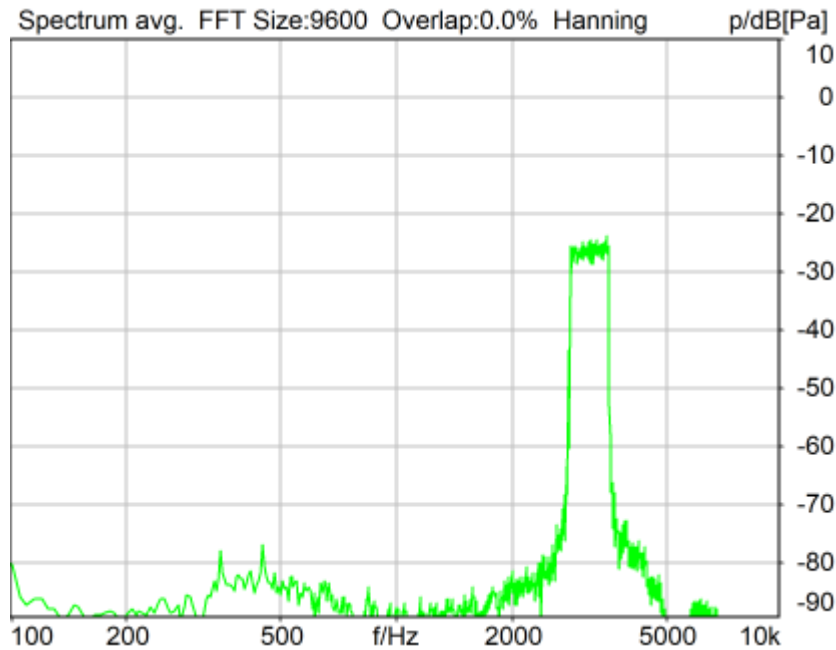
Ser. Nr.	12306613	Pinna Type	Type 3.3
----------	----------	------------	----------

HIB Settings

HIB Name	60020095	Serial	60020095
HIB Mode	Mobile Measurement	Impedance	32 Ohm
Gain out 1	-40.00 dB	Gain out 2	0.00 dB
Gain in 1	0.00 dB	Gain in 2	0.00 dB
Mic 1 Power Supply	Off	Mic 2 Power Supply	Off

5.2 RCV Distortion and Noise - 3150 Hz WB

TIA-5050 (2018-01) \ Measurements \ Wideband \ 5.2 Receive Distortion and Noise 2N



Distortion (Noise) RCV (packed): 44.10 dB (0.62%) Ok

Ok

2024/1/16 16:45 ACQUA 5.1.200

Unmodified HEAD acoustics Measurement Descriptor

Limits

	lower
Run 1	20.00 dB

Meas. Setting off

Underlying Standard: TIA-5050 (2018-01)

Database Version: 40_HAC_Suite_Rev03

Source: act_rpn_b250ms_3150hz_sr20dbm0_v02.dat

Level adj. Ch1 -90.0 dB

Calibration

Input ch.2: 0.49 dB 2023/11/1 (HATS 1 (HMS II.3))

Output ch.2: 0.00 dB 2023/6/27 (Radio Tester 1 (CMW500))

HHP IV Settings (Setting: STD:(0,0,0) rel AHP)

MECRP Delta Ye	0.0 mm	Rotation Delta A	0.0 °
MECRP Delta Ze	0.0 mm	Rotation Delta C	0.0 °
Delta Xe	0.0 mm	Rotation Delta B	5.0 °
Delta Ye	0.0 mm	Delta A	0.0 °
		Delta C	0.0 °

Delta Ze	0.0 mm	Delta B	0.0 °
Ym	-0.7 mm	Ear Type	3.3 Coordinates

Mounting: Right Ear
Force to apply: 2.0 N, Force reached: 2.0 N

Output Equalization/Filter

Mouth Eq. Ch.1: HATS 1 (HMS II.3)

Analysis

Direction	Out 2 -> In 2		
Range start	13550.00 ms	Range length	200.00 ms
Number of seq.	10	Sequence length	400.00 ms
Use FIR Filter	Ch2	FIR filter	drp2ff_ieee1652
DRP/ERP Ch.1:	Off	DRP/ERP Ch.2:	Off
Frequency base	Transformation		
FFT size	9600	Overlap	0 %
Window function.	Hanning	Smooth	Off
dB weighting	A Weighting		
Stimulus min.	2785.0 Hz	Stimulus max.	3585.0 Hz
Analysis min.	20.0 Hz	Analysis max.	2780.0 Hz
Analysis (2) min.	3590.0 Hz	Analysis (2) max.	20000.0 Hz

Special Features

Compensate delay 106.5000 ms (D_RCV_WB, Delay (Cross))
Store to variable RCVWB10_3150Hz

labCORE Settings

labCORE Serial	77000207	Nickname	
Firmware	3.4.17	Sync Source	Internal
Clock Pitch	0.00 ppm		

labCORE Routing

Out Channel 1 -> Power Amp. (Slot 10) 1 -> HATS 1 (HMS II.3) Speaker
Out Channel 2 -> Analog Out 1/2 2 -> Radio Tester 1 (CMW500) In
In Channel 1 <- Analog In 1/2 In 1 <- Radio Tester 1 (CMW500) Out
In Channel 2 <- BEQ Filter 1 R <- Mic Amp. (Slot 6) In 2 <- HATS 1 (HMS II.3) Mic. Right

Analog In Mainboard Settings (Analog In 1/2)

Range Ch. 1	0.00 dB	Ch. 0 Float	On
Range Ch. 2	0.00 dB	Ch. 1 Float	On

Analog Out Mainboard Settings (Analog Out 1/2)

Range Ch. 1	0.00 dB	Range Ch. 2	0.00 dB
-------------	---------	-------------	---------

Microphone Settings (Mic Amp. (Slot 6))

Channel In 1 Settings
Range 114 dB[SPL] @ 12.5 mV/Pa Highpass Off
Polarisation Voltage200V Supply Voltage ±60V
Channel In 2 Settings
Range 114 dB[SPL] @ 12.5 mV/Pa Highpass 20Hz
Polarisation Voltage200V Supply Voltage ±60V
Channel In 3 Settings
Range 114 dB[SPL] @ 12.5 mV/Pa Highpass Off
Polarisation Voltage200V Supply Voltage ±60V
Channel In 4 Settings
Range 114 dB[SPL] @ 12.5 mV/Pa Highpass Off
Polarisation Voltage200V Supply Voltage ±60V

BEQ Settings (BEQ Filter 1)

Block mode Bypass

Artificial Head Settings (HATS 1 (HMS II.3))

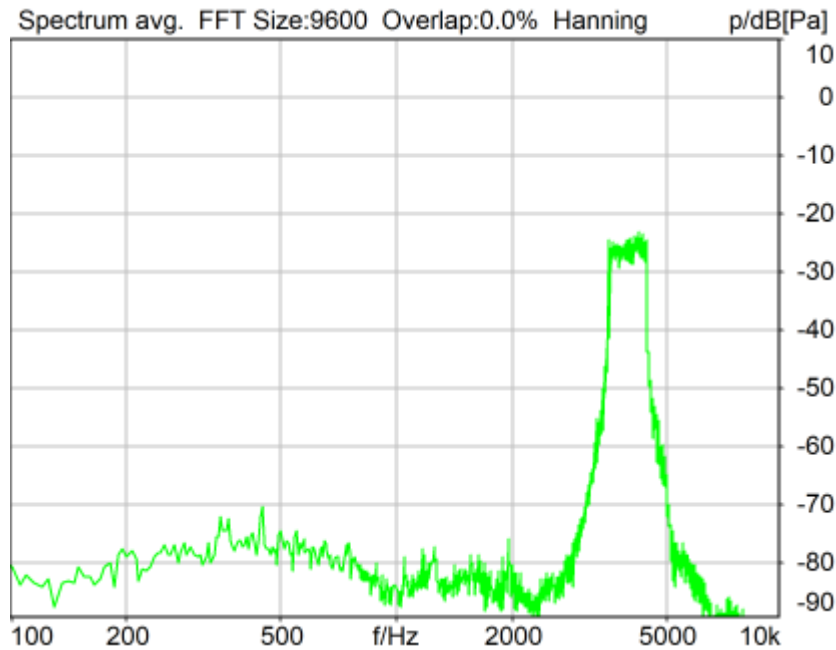
Ser. Nr.	12306613	Pinna Type	Type 3.3
----------	----------	------------	----------

HIB Settings

HIB Name	60020095	Serial	60020095
HIB Mode	Mobile Measurement	Impedance	32 Ohm
Gain out 1	-40.00 dB	Gain out 2	0.00 dB
Gain in 1	0.00 dB	Gain in 2	0.00 dB
Mic 1 Power Supply	Off	Mic 2 Power Supply	Off

5.2 RCV Distortion and Noise - 4000 Hz WB

TIA-5050 (2018-01) \ Measurements \ Wideband \ 5.2 Receive Distortion and Noise 2N



Distortion (Noise) RCV (packed): 27.56 dB (4.19%) Ok

Ok

2024/1/16 16:46 ACQUA 5.1.200

Unmodified HEAD acoustics Measurement Descriptor

Limits

	lower
Run 1	20.00 dB

Meas. Setting off

Underlying Standard: TIA-5050 (2018-01)

Database Version: 40_HAC_Suite_Rev03

Source: act_rpn_b250ms_4000hz_sr20dbm0_v02.dat

Level adj. Ch1 -90.0 dB

Calibration

Input ch.2: 0.49 dB 2023/11/1 (HATS 1 (HMS II.3))

Output ch.2: 0.00 dB 2023/6/27 (Radio Tester 1 (CMW500))

HHP IV Settings (Setting: STD:(0,0,0) rel AHP)

MECRP Delta Ye	0.0 mm	Rotation Delta A	0.0 °
MECRP Delta Ze	0.0 mm	Rotation Delta C	0.0 °
Delta Xe	0.0 mm	Rotation Delta B	5.0 °
Delta Ye	0.0 mm	Delta A	0.0 °
		Delta C	0.0 °

Delta Ze	0.0 mm	Delta B	0.0 °
Ym	-0.7 mm	Ear Type	3.3 Coordinates

Mounting: Right Ear
Force to apply: 2.0 N, Force reached: 2.0 N

Output Equalization/Filter

Mouth Eq. Ch.1: HATS 1 (HMS II.3)

Analysis

Direction	Out 2 -> In 2		
Range start	13550.00 ms	Range length	200.00 ms
Number of seq.	10	Sequence length	400.00 ms
Use FIR Filter	Ch2	FIR filter	drp2ff_ieee1652
DRP/ERP Ch.1:	Off	DRP/ERP Ch.2:	Off
Frequency base	Transformation		
FFT size	9600	Overlap	0 %
Window function.	Hanning	Smooth	Off
dB weighting	A Weighting		
Stimulus min.	3515.0 Hz	Stimulus max.	4500.0 Hz
Analysis min.	20.0 Hz	Analysis max.	3510.0 Hz
Analysis (2) min.	4505.0 Hz	Analysis (2) max.	20000.0 Hz

Special Features

Compensate delay 106.5000 ms (D_RCV_WB, Delay (Cross))
Store to variable RCVWB10_4000Hz

labCORE Settings

labCORE Serial	77000207	Nickname	
Firmware	3.4.17	Sync Source	Internal
Clock Pitch	0.00 ppm		

labCORE Routing

Out Channel 1 -> Power Amp. (Slot 10) 1 -> HATS 1 (HMS II.3) Speaker
Out Channel 2 -> Analog Out 1/2 2 -> Radio Tester 1 (CMW500) In
In Channel 1 <- Analog In 1/2 In 1 <- Radio Tester 1 (CMW500) Out
In Channel 2 <- BEQ Filter 1 R <- Mic Amp. (Slot 6) In 2 <- HATS 1 (HMS II.3) Mic. Right

Analog In Mainboard Settings (Analog In 1/2)

Range Ch. 1	0.00 dB	Ch. 0 Float	On
Range Ch. 2	0.00 dB	Ch. 1 Float	On

Analog Out Mainboard Settings (Analog Out 1/2)

Range Ch. 1	0.00 dB	Range Ch. 2	0.00 dB
-------------	---------	-------------	---------

Microphone Settings (Mic Amp. (Slot 6))

Channel In 1 Settings
Range 114 dB[SPL] @ 12.5 mV/Pa Highpass Off
Polarisation Voltage200V Supply Voltage ±60V
Channel In 2 Settings
Range 114 dB[SPL] @ 12.5 mV/Pa Highpass 20Hz
Polarisation Voltage200V Supply Voltage ±60V
Channel In 3 Settings
Range 114 dB[SPL] @ 12.5 mV/Pa Highpass Off
Polarisation Voltage200V Supply Voltage ±60V
Channel In 4 Settings
Range 114 dB[SPL] @ 12.5 mV/Pa Highpass Off
Polarisation Voltage200V Supply Voltage ±60V

BEQ Settings (BEQ Filter 1)

Block mode Bypass

Artificial Head Settings (HATS 1 (HMS II.3))

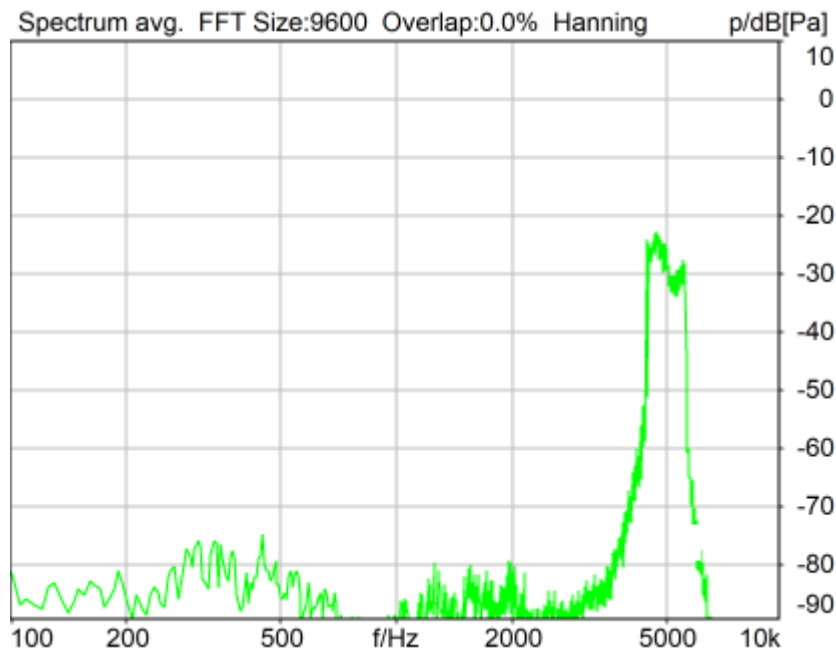
Ser. Nr.	12306613	Pinna Type	Type 3.3
----------	----------	------------	----------

HIB Settings

HIB Name	60020095	Serial	60020095
HIB Mode	Mobile Measurement	Impedance	32 Ohm
Gain out 1	-40.00 dB	Gain out 2	0.00 dB
Gain in 1	0.00 dB	Gain in 2	0.00 dB
Mic 1 Power Supply	Off	Mic 2 Power Supply	Off

5.2 RCV Distortion and Noise - 5000 Hz WB

TIA-5050 (2018-01) \ Measurements \ Wideband \ 5.2 Receive Distortion and Noise 2N



Distortion (Noise) RCV (packed): 35.10 dB (1.76%) Ok

Ok

2024/1/16 16:46 ACQUA 5.1.200

Unmodified HEAD acoustics Measurement Descriptor

Limits

	lower
Run 1	20.00 dB

Meas. Setting off

Underlying Standard: TIA-5050 (2018-01)

Database Version: 40_HAC_Suite_Rev03

Source: act_rpn_b250ms_5000hz_sr20dbm0_v02.dat

Level adj. Ch1 -90.0 dB

Calibration

Input ch.2: 0.49 dB 2023/11/1 (HATS 1 (HMS II.3))

Output ch.2: 0.00 dB 2023/6/27 (Radio Tester 1 (CMW500))

HHP IV Settings (Setting: STD:(0,0,0) rel AHP)

MECRP Delta Ye	0.0 mm	Rotation Delta A	0.0 °
MECRP Delta Ze	0.0 mm	Rotation Delta C	0.0 °
Delta Xe	0.0 mm	Rotation Delta B	5.0 °
Delta Ye	0.0 mm	Delta A	0.0 °
		Delta C	0.0 °

Delta Ze	0.0 mm	Delta B	0.0 °
Ym	-0.7 mm	Ear Type	3.3 Coordinates

Mounting: Right Ear
Force to apply: 2.0 N, Force reached: 2.0 N

Output Equalization/Filter

Mouth Eq. Ch.1: HATS 1 (HMS II.3)

Analysis

Direction	Out 2 -> In 2	Range length	200.00 ms
Range start	13550.00 ms	Sequence length	400.00 ms
Number of seq.	10	FIR filter	drp2ff_ieee1652
Use FIR Filter	Ch2	DRP/ERP Ch.2:	Off
DRP/ERP Ch.1:	Off	Frequency base	Transformation
FFT size	9600	Overlap	0 %
Window function.	Hanning	Smooth	Off
dB weighting	A Weighting	Stimulus max.	5660.0 Hz
Stimulus min.	4430.0 Hz	Analysis max.	4425.0 Hz
Analysis min.	20.0 Hz	Analysis (2) max.	20000.0 Hz
Analysis (2) min.	5665.0 Hz		

Special Features

Compensate delay 106.5000 ms (D_RCV_WB, Delay (Cross))
Store to variable RCVWB10_5000Hz

labCORE Settings

labCORE Serial	77000207	Nickname	
Firmware	3.4.17	Sync Source	Internal
Clock Pitch	0.00 ppm		

labCORE Routing

Out Channel 1 -> Power Amp. (Slot 10) 1 -> HATS 1 (HMS II.3) Speaker
Out Channel 2 -> Analog Out 1/2 2 -> Radio Tester 1 (CMW500) In
In Channel 1 <- Analog In 1/2 In 1 <- Radio Tester 1 (CMW500) Out
In Channel 2 <- BEQ Filter 1 R <- Mic Amp. (Slot 6) In 2 <- HATS 1 (HMS II.3) Mic. Right

Analog In Mainboard Settings (Analog In 1/2)

Range Ch. 1	0.00 dB	Ch. 0 Float	On
Range Ch. 2	0.00 dB	Ch. 1 Float	On

Analog Out Mainboard Settings (Analog Out 1/2)

Range Ch. 1	0.00 dB	Range Ch. 2	0.00 dB
-------------	---------	-------------	---------

Microphone Settings (Mic Amp. (Slot 6))

Channel In 1 Settings
Range 114 dB[SPL] @ 12.5 mV/Pa Highpass Off
Polarisation Voltage200V Supply Voltage ±60V
Channel In 2 Settings
Range 114 dB[SPL] @ 12.5 mV/Pa Highpass 20Hz
Polarisation Voltage200V Supply Voltage ±60V
Channel In 3 Settings
Range 114 dB[SPL] @ 12.5 mV/Pa Highpass Off
Polarisation Voltage200V Supply Voltage ±60V
Channel In 4 Settings
Range 114 dB[SPL] @ 12.5 mV/Pa Highpass Off
Polarisation Voltage200V Supply Voltage ±60V

BEQ Settings (BEQ Filter 1)

Block mode Bypass

Artificial Head Settings (HATS 1 (HMS II.3))

Ser. Nr.	12306613	Pinna Type	Type 3.3
----------	----------	------------	----------

HIB Settings

HIB Name	60020095	Serial	60020095
HIB Mode	Mobile Measurement	Impedance	32 Ohm
Gain out 1	-40.00 dB	Gain out 2	0.00 dB
Gain in 1	0.00 dB	Gain in 2	0.00 dB
Mic 1 Power Supply	Off	Mic 2 Power Supply	Off

Report - Receive Distortion and Noise (Conversational Gain)

TIA-5050 (2018-01) \ Measurements \ Wideband \ 5.2 Receive Distortion and Noise 2N

Region	Frequency	SDNR
1	250Hz	32.21 dB
2	315Hz	33.05 dB
3	400Hz	32.61 dB
4	500Hz	33.21 dB
5	630Hz	37.68 dB
6	800Hz	39.99 dB
7	1000Hz	41.82 dB
8	1250Hz	31.79 dB
9	1600Hz	28.46 dB
10	2000Hz	27.44 dB
11	2500Hz	35.53 dB
12	3150Hz	44.10 dB
13	4000Hz	27.56 dB
14	5000Hz	35.10 dB

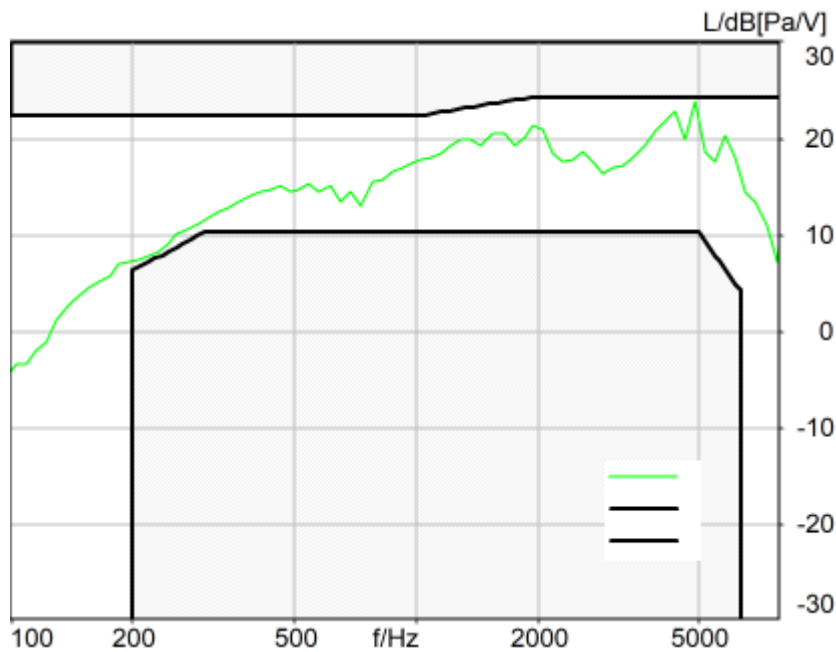
All SDNRs were greater than 20.0 dB, requirement was met.

Smallest SDNR was 27.44dB at 2000Hz.

2024/1/16 16:46 ACQUA

5.3 Frequency Response 8N FF

TIA-5050 (2018-01) \ Measurements \ Wideband



Absolute minimal distance
0.59 dB at 4870.0 Hz Ok

Ok

2024/1/16 16:23 ACQUA 5.1.200
Unmodified HEAD acoustics Measurement Descriptor

Limits

	lower
Run 1	Fit into tolerance

Meas. Setting off

Underlying Standard: TIA-5050 (2018-01)
Database Version: 40_HAC_Suite_Rev03

Source: respmaleieeee269_wb_r20_v01.dat

Level adj. Ch1 -90.0 dB
WIDEBAND IEEE-269-2010 Real Speech Signal at Channel 2
Pause 0.5 s +
Real Speech (english, male speaker) 11.5 s, Active Speech Level: -22,2 dBV, margin 15.9 dB +
Pause till end of file
Signal level (ch2): -22,2 dBV Active Speech Level, margin 15.9 dB

Signal taken from "IEEE_269-2010_Male_mono_48_kHz.wav"
Alteration:
0.2 s Pause added at the beginning of the file.

0.8 s Pause added at the end of the file.
filtered with 8.0 kHz low-pass filter
signal level changed

Calibration

Input ch.2: 0.49 dB 2023/11/1 (HATS 1 (HMS II.3))
Output ch.2: 0.00 dB 2023/6/27 (Radio Tester 1 (CMW500))

HHP IV Settings (Setting: STD:(0,0,0) rel AHP)

		Rotation Delta A	0.0 °
MECRP Delta Ye	0.0 mm	Rotation Delta C	0.0 °
MECRP Delta Ze	0.0 mm	Rotation Delta B	5.0 °
Delta Xe	0.0 mm	Delta A	0.0 °
Delta Ye	0.0 mm	Delta C	0.0 °
Delta Ze	0.0 mm	Delta B	0.0 °
Ym	-4.0 mm	Ear Type 3.3 Coordinates	

Mounting: Right Ear
Force to apply: 8.0 N, Force reached: 7.9 N

Output Equalization/Filter

Mouth Eq. Ch.1: HATS 1 (HMS II.3)

Analysis

Direction	Out 2 -> In 2		
Range start	500.00 ms	Range length	11500.00 ms
Use FIR Filter	Ch2	FIR filter	drp2ff_ieee1652
DRP/ERP Ch.1:	Off	DRP/ERP Ch.2:	Off
Frequency base	12th octave	DIN Row	Row A
Method	FFT		
FFT size	4096	Overlap	75 %
Window function.	Hanning		
Reference file	r521_rcv_frq_spee269_hawb.fft		
Tol. scheme file	521_rcv_frq_man_hawb.tol	Min. freq. for tol.	100.0 Hz
Auto adjust	Centrate	Max. freq. for tol.	8000.0 Hz

Special Features

Compensate delay 106.5000 ms (D_RCV_WB, Delay (Cross))

labCORE Settings

labCORE Serial	77000207	Nickname	
Firmware	3.4.17	Sync Source	Internal
Clock Pitch	0.00 ppm		

labCORE Routing

Out Channel 1 -> Power Amp. (Slot 10) 1 -> HATS 1 (HMS II.3) Speaker
Out Channel 2 -> Analog Out 1/2 2 -> Radio Tester 1 (CMW500) In
In Channel 1 <- Analog In 1/2 In 1 <- Radio Tester 1 (CMW500) Out
In Channel 2 <- BEQ Filter 1 R <- Mic Amp. (Slot 6) In 2 <- HATS 1 (HMS II.3) Mic. Right

Analog In Mainboard Settings (Analog In 1/2)

Range Ch. 1	0.00 dB	Ch. 0 Float	On
Range Ch. 2	0.00 dB	Ch. 1 Float	On

Analog Out Mainboard Settings (Analog Out 1/2)

Range Ch. 1	0.00 dB	Range Ch. 2	0.00 dB
-------------	---------	-------------	---------

Microphone Settings (Mic Amp. (Slot 6))

Channel In 1 Settings			
Range	114 dB[SPL] @ 12.5 mV/Pa	Highpass	Off
Polarisation Voltage	200V	Supply Voltage	±60V
Channel In 2 Settings			
Range	114 dB[SPL] @ 12.5 mV/Pa	Highpass	20Hz
Polarisation Voltage	200V	Supply Voltage	±60V
Channel In 3 Settings			
Range	114 dB[SPL] @ 12.5 mV/Pa	Highpass	Off

Polarisation Voltage	200V	Supply Voltage	±60V
Channel In 4 Settings			
Range	114 dB[SPL] @ 12.5 mV/Pa	Highpass	Off
Polarisation Voltage	200V	Supply Voltage	±60V

BEQ Settings (BEQ Filter 1)

Block mode Bypass

Artificial Head Settings (HATS 1 (HMS II.3))

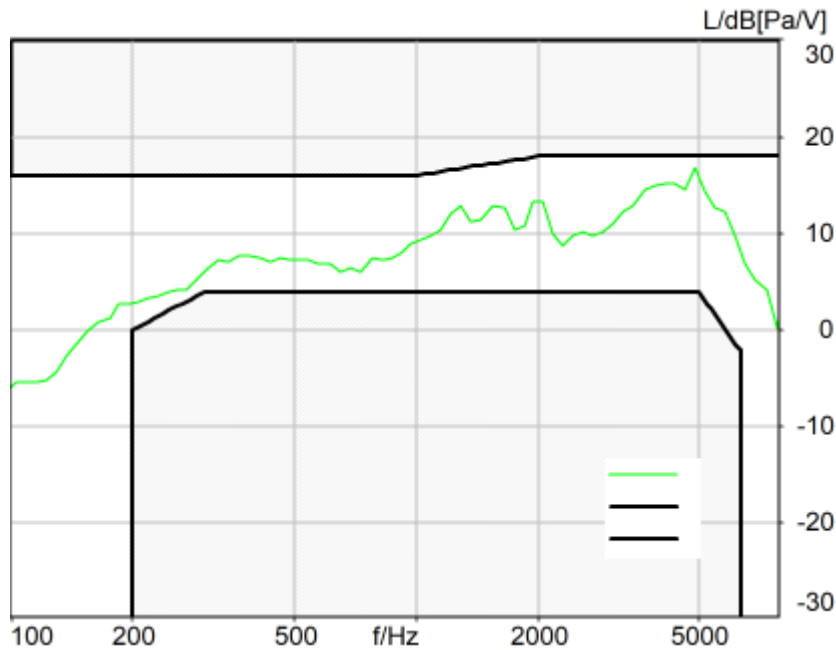
Ser. Nr.	12306613	Pinna Type	Type 3.3
----------	----------	------------	----------

HIB Settings

HIB Name	60020095	Serial	60020095
HIB Mode	Mobile Measurement	Impedance	32 Ohm
Gain out 1	-40.00 dB	Gain out 2	0.00 dB
Gain in 1	0.00 dB	Gain in 2	0.00 dB
Mic 1 Power Supply	Off	Mic 2 Power Supply	Off

5.3 Frequency Response 2N FF

TIA-5050 (2018-01) \ Measurements \ Wideband



Absolute minimal distance
1.22 dB at 4870.0 Hz Ok

Ok

2024/1/16 16:47 ACQUA 5.1.200
Unmodified HEAD acoustics Measurement Descriptor

Limits

	lower
Run 1	Fit into tolerance

Meas. Setting off

Underlying Standard: TIA-5050 (2018-01)
Database Version: 40_HAC_Suite_Rev03

Source: respmaleieeee269_wb_r20_v01.dat

Level adj. Ch1 -90.0 dB
WIDEBAND IEEE-269-2010 Real Speech Signal at Channel 2
Pause 0.5 s +
Real Speech (english, male speaker) 11.5 s, Active Speech Level: -22,2 dBV, margin 15.9 dB +
Pause till end of file
Signal level (ch2): -22,2 dBV Active Speech Level, margin 15.9 dB

Signal taken from "IEEE_269-2010_Male_mono_48_kHz.wav"
Alteration:
0.2 s Pause added at the beginning of the file.

0.8 s Pause added at the end of the file.
filtered with 8.0 kHz low-pass filter
signal level changed

Calibration

Input ch.2: 0.49 dB 2023/11/1 (HATS 1 (HMS II.3))
Output ch.2: 0.00 dB 2023/6/27 (Radio Tester 1 (CMW500))

HHP IV Settings (Setting: STD:(0,0,0) rel AHP)

		Rotation Delta A	0.0 °
MECRP Delta Ye	0.0 mm	Rotation Delta C	0.0 °
MECRP Delta Ze	0.0 mm	Rotation Delta B	5.0 °
Delta Xe	0.0 mm	Delta A	0.0 °
Delta Ye	0.0 mm	Delta C	0.0 °
Delta Ze	0.0 mm	Delta B	0.0 °
Ym	-0.7 mm	Ear Type 3.3 Coordinates	

Mounting: Right Ear
Force to apply: 2.0 N, Force reached: 2.0 N

Output Equalization/Filter

Mouth Eq. Ch.1: HATS 1 (HMS II.3)

Analysis

Direction	Out 2 -> In 2		
Range start	500.00 ms	Range length	11500.00 ms
Use FIR Filter	Ch2	FIR filter	drp2ff_ieee1652
DRP/ERP Ch.1:	Off	DRP/ERP Ch.2:	Off
Frequency base	12th octave	DIN Row	Row A
Method	FFT		
FFT size	4096	Overlap	75 %
Window function.	Hanning		
Reference file	r521_rcv_frq_spee269_hawb.fft		
Tol. scheme file	521_rcv_frq_man_hawb.tol	Min. freq. for tol.	100.0 Hz
Auto adjust	Centrate	Max. freq. for tol.	8000.0 Hz

Special Features

Compensate delay 106.5000 ms (D_RCV_WB, Delay (Cross))

labCORE Settings

labCORE Serial	77000207	Nickname	
Firmware	3.4.17	Sync Source	Internal
Clock Pitch	0.00 ppm		

labCORE Routing

Out Channel 1 -> Power Amp. (Slot 10) 1 -> HATS 1 (HMS II.3) Speaker
Out Channel 2 -> Analog Out 1/2 2 -> Radio Tester 1 (CMW500) In
In Channel 1 <- Analog In 1/2 In 1 <- Radio Tester 1 (CMW500) Out
In Channel 2 <- BEQ Filter 1 R <- Mic Amp. (Slot 6) In 2 <- HATS 1 (HMS II.3) Mic. Right

Analog In Mainboard Settings (Analog In 1/2)

Range Ch. 1	0.00 dB	Ch. 0 Float	On
Range Ch. 2	0.00 dB	Ch. 1 Float	On

Analog Out Mainboard Settings (Analog Out 1/2)

Range Ch. 1	0.00 dB	Range Ch. 2	0.00 dB
-------------	---------	-------------	---------

Microphone Settings (Mic Amp. (Slot 6))

Channel In 1 Settings			
Range	114 dB[SPL] @ 12.5 mV/Pa	Highpass	Off
Polarisation Voltage	200V	Supply Voltage	±60V
Channel In 2 Settings			
Range	114 dB[SPL] @ 12.5 mV/Pa	Highpass	20Hz
Polarisation Voltage	200V	Supply Voltage	±60V
Channel In 3 Settings			
Range	114 dB[SPL] @ 12.5 mV/Pa	Highpass	Off

Polarisation Voltage	200V	Supply Voltage	±60V
Channel In 4 Settings			
Range	114 dB[SPL] @ 12.5 mV/Pa	Highpass	Off
Polarisation Voltage	200V	Supply Voltage	±60V

BEQ Settings (BEQ Filter 1)

Block mode Bypass

Artificial Head Settings (HATS 1 (HMS II.3))

Ser. Nr.	12306613	Pinna Type	Type 3.3
----------	----------	------------	----------

HIB Settings

HIB Name	60020095	Serial	60020095
HIB Mode	Mobile Measurement	Impedance	32 Ohm
Gain out 1	-40.00 dB	Gain out 2	0.00 dB
Gain in 1	0.00 dB	Gain in 2	0.00 dB
Mic 1 Power Supply	Off	Mic 2 Power Supply	Off

Measurement Protocol

Measurement Object	LTE Band 5_10QPSK_50RB_0_EVS NB 24.4_CH20525
Project	HMD_2322#N159V

Project	TIA-5050 (2018-01)
Report Generation Date	2024/2/2 10:53
Responsible Person	audio

Status Overview

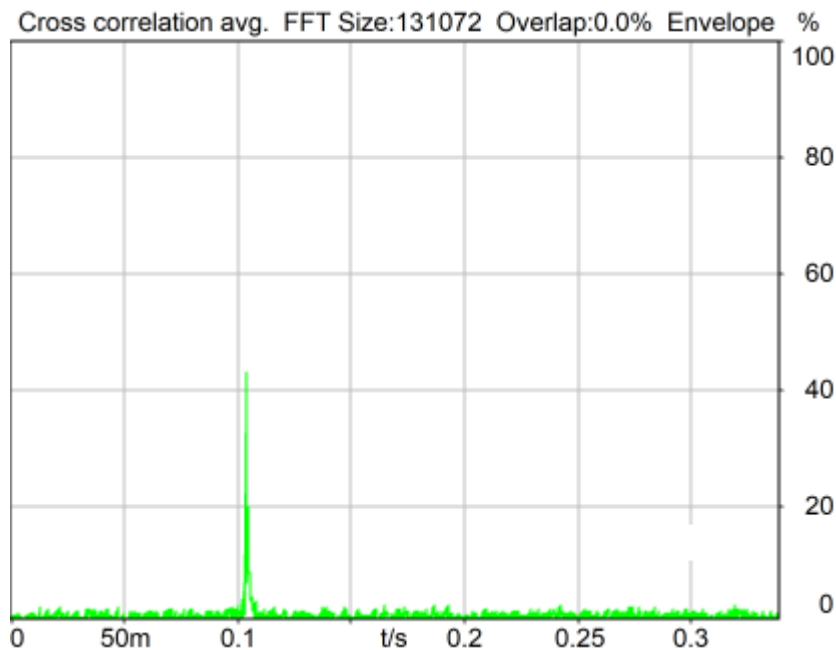
SMD	Status	Single Value Description	Single Value	Object
Overall Receive Delay NB	Done	Delay (Cross) [ms]	104.1	LTE Band 5_10QPSK_50RB_0_EVS NB 24.4_CH20525
5.1a Receive Volume Control Performance 8N NB	Ok	Corrected Speech Level [dB[SPL]]	18.01	LTE Band 5_10QPSK_50RB_0_EVS NB 24.4_CH20525
5.1b Receive Volume Control Performance 2N NB	Ok	Corrected Speech Level [dB[SPL]]	12.97	LTE Band 5_10QPSK_50RB_0_EVS NB 24.4_CH20525
5.2 RCV Distortion and Noise - 400 Hz NB	Ok	Distortion (Noise) [dB], 0.0 dB	30.31	LTE Band 5_10QPSK_50RB_0_EVS NB 24.4_CH20525
5.2 RCV Distortion and Noise - 500 Hz NB	Ok	Distortion (Noise) [dB], 0.0 dB	29.74	LTE Band 5_10QPSK_50RB_0_EVS NB 24.4_CH20525
5.2 RCV Distortion and Noise - 630 Hz NB	Ok	Distortion (Noise) [dB], 0.0 dB	25.68	LTE Band 5_10QPSK_50RB_0_EVS NB 24.4_CH20525
5.2 RCV Distortion and Noise - 800 Hz NB	Ok	Distortion (Noise) [dB], 0.0 dB	33.36	LTE Band 5_10QPSK_50RB_0_EVS NB 24.4_CH20525
5.2 RCV Distortion and Noise - 1000 Hz NB	Ok	Distortion (Noise) [dB], 0.0 dB	40.06	LTE Band 5_10QPSK_50RB_0_EVS NB 24.4_CH20525
5.2 RCV Distortion and Noise - 1250 Hz NB	Ok	Distortion (Noise) [dB], 0.0 dB	31.98	LTE Band 5_10QPSK_50RB_0_EVS NB 24.4_CH20525
5.2 RCV Distortion and Noise - 1600 Hz NB	Ok	Distortion (Noise) [dB], 0.0 dB	45.97	LTE Band 5_10QPSK_50RB_0_EVS NB 24.4_CH20525
5.2 RCV Distortion and Noise - 2000 Hz NB	Ok	Distortion (Noise) [dB], 0.0 dB	44.54	LTE Band 5_10QPSK_50RB_0_EVS NB 24.4_CH20525
5.2 RCV Distortion and Noise - 2500 Hz NB	Ok	Distortion (Noise) [dB], 0.0 dB	38.50	LTE Band 5_10QPSK_50RB_0_EVS NB 24.4_CH20525
5.2 RCV Distortion and Noise - 3150 Hz NB	Ok	Distortion (Noise) [dB], 0.0 dB	37.43	LTE Band 5_10QPSK_50RB_0_EVS NB 24.4_CH20525
Report - Receive Distortion and Noise (Conversational Gain)	Ok	Minimum SDNR [dB], (occured at 630Hz)	25.68	LTE Band 5_10QPSK_50RB_0_EVS NB 24.4_CH20525
5.2 RCV Distortion and Noise - 400 Hz NB	Ok	Distortion (Noise) [dB], 0.0 dB	30.34	LTE Band 5_10QPSK_50RB_0_EVS NB 24.4_CH20525
5.2 RCV Distortion and Noise - 500 Hz NB	Ok	Distortion (Noise) [dB], 0.0 dB	31.29	LTE Band 5_10QPSK_50RB_0_EVS NB 24.4_CH20525
5.2 RCV Distortion and Noise -	Ok	Distortion (Noise) [dB],	32.23	LTE Band

630 Hz NB		0.0 dB		5_10QPSK_50RB_0_EVS NB 24.4_CH20525
5.2 RCV Distortion and Noise - 800 Hz NB	Ok	Distortion (Noise) [dB], 0.0 dB	36.82	LTE Band 5_10QPSK_50RB_0_EVS NB 24.4_CH20525
5.2 RCV Distortion and Noise - 1000 Hz NB	Ok	Distortion (Noise) [dB], 0.0 dB	39.28	LTE Band 5_10QPSK_50RB_0_EVS NB 24.4_CH20525
5.2 RCV Distortion and Noise - 1250 Hz NB	Ok	Distortion (Noise) [dB], 0.0 dB	32.08	LTE Band 5_10QPSK_50RB_0_EVS NB 24.4_CH20525
5.2 RCV Distortion and Noise - 1600 Hz NB	Ok	Distortion (Noise) [dB], 0.0 dB	43.81	LTE Band 5_10QPSK_50RB_0_EVS NB 24.4_CH20525
5.2 RCV Distortion and Noise - 2000 Hz NB	Ok	Distortion (Noise) [dB], 0.0 dB	42.34	LTE Band 5_10QPSK_50RB_0_EVS NB 24.4_CH20525
5.2 RCV Distortion and Noise - 2500 Hz NB	Ok	Distortion (Noise) [dB], 0.0 dB	44.94	LTE Band 5_10QPSK_50RB_0_EVS NB 24.4_CH20525
5.2 RCV Distortion and Noise - 3150 Hz NB	Ok	Distortion (Noise) [dB], 0.0 dB	44.62	LTE Band 5_10QPSK_50RB_0_EVS NB 24.4_CH20525
Report - Receive Distortion and Noise (Conversational Gain)	Ok	Minimum SDNR [dB], (occured at 400Hz)	30.34	LTE Band 5_10QPSK_50RB_0_EVS NB 24.4_CH20525
5.3 Frequency Response 8N FF HANB	Ok	Min. dist. to tolerance scheme [dB], 1647.8 Hz	0.45	LTE Band 5_10QPSK_50RB_0_EVS NB 24.4_CH20525
5.3 Frequency Response 8N DF HANB	Ok	Min. dist. to tolerance scheme [dB], 1285.9 Hz	1.25	LTE Band 5_10QPSK_50RB_0_EVS NB 24.4_CH20525
5.3 Frequency Response 2N FF HANB	Ok	Min. dist. to tolerance scheme [dB], 1285.9 Hz	0.28	LTE Band 5_10QPSK_50RB_0_EVS NB 24.4_CH20525

Overall Receive Delay NB	6
5.1a Receive Volume Control Performance 8N NB	9
5.1b Receive Volume Control Performance 2N NB	12
5.2 RCV Distortion and Noise - 400 Hz NB	15
5.2 RCV Distortion and Noise - 500 Hz NB	18
5.2 RCV Distortion and Noise - 630 Hz NB	21
5.2 RCV Distortion and Noise - 800 Hz NB	24
5.2 RCV Distortion and Noise - 1000 Hz NB	27
5.2 RCV Distortion and Noise - 1250 Hz NB	30
5.2 RCV Distortion and Noise - 1600 Hz NB	33
5.2 RCV Distortion and Noise - 2000 Hz NB	36
5.2 RCV Distortion and Noise - 2500 Hz NB	39
5.2 RCV Distortion and Noise - 3150 Hz NB	42
Report - Receive Distortion and Noise (Conversational Gain)	45
5.2 RCV Distortion and Noise - 400 Hz NB	46
5.2 RCV Distortion and Noise - 500 Hz NB	49
5.2 RCV Distortion and Noise - 630 Hz NB	52
5.2 RCV Distortion and Noise - 800 Hz NB	55
5.2 RCV Distortion and Noise - 1000 Hz NB	58
5.2 RCV Distortion and Noise - 1250 Hz NB	61
5.2 RCV Distortion and Noise - 1600 Hz NB	64
5.2 RCV Distortion and Noise - 2000 Hz NB	67
5.2 RCV Distortion and Noise - 2500 Hz NB	70
5.2 RCV Distortion and Noise - 3150 Hz NB	73
Report - Receive Distortion and Noise (Conversational Gain)	76
5.3 Frequency Response 8N FF HANB	77
5.3 Frequency Response 8N DF HANB	80
5.3 Frequency Response 2N FF HANB	83

Overall Receive Delay NB

TIA-5050 (2018-01) \ Measurements \ Narrowband \ Preparation - Delay measurement



Delay (Cross): 104.1 ms

2024/1/16 14:14 ACQUA 5.1.200

Unmodified HEAD acoustics Measurement Descriptor

Meas. Setting off

Underlying Standard: TIA-5050 (2018-01)
Database Version: 40_HAC_Suite_Rev03

Source: cssnb1b_r1s.dat

Level adj. Ch1 -90.0 dB

CSSnb1b_R1s.dat - CS-signal with special 1s random noise

NARROWBAND Composite Source Signal RCV P.501 (1 burst) at Channel 2

Pause 0.5 s +

voiced signal + 4000 Hz band limited random noise 1.0 s +

Pause till end of file

Signal level (ch2): -14.7 dBm0 (corresponds to approx. -16.0 dBm0 for a 350 ms CSS considering 101 ms Pause) from 0.5s to 1.544s for 4-k FFT, Hanning window,

75 % overlap in frequency range of 100 to 4000 Hz

Calibration

Input ch.2: 0.49 dB 2023/11/1 (HATS 1 (HMS II.3))

Output ch.1: 0.00 dB

Output ch.2: 0.00 dB 2023/6/27 (Radio Tester 1 (CMW500))

HHP IV Settings (Setting: STD:(0,0,0) rel AHP)

MECRP Delta Ye 0.0 mm Rotation Delta A 0.0 °
Rotation Delta C 0.0 °

MECRP Delta Ze	0.0 mm	Rotation Delta B	5.0 °
Delta Xe	0.0 mm	Delta A	0.0 °
Delta Ye	0.0 mm	Delta C	0.0 °
Delta Ze	0.0 mm	Delta B	0.0 °
Ym	-3.5 mm	Ear Type 3.3 Coordinates	

Mounting: Right Ear
Force to apply: 8.0 N, Force reached: 7.9 N

Output Equalization/Filter

Mouth Eq. Ch.1: HATS 1 (HMS II.3)

Analysis

Range start	550.00 ms	Range length	1950.00 ms
DRP/ERP Ch.1:	Off	DRP/ERP Ch.2:	Off
Frequency base	Transformation		
FFT size	131072	Overlap	0 %
Window function.	Hanning	Smooth	Off
Delayed channel	None		
Valid range start	-1228.79 ms	Valid range end	1228.81 ms

Special Features

Show source signal Source ch.2	Store to variable	D_RCV_NB
--------------------------------	-------------------	----------

Hardware Config Settings

Used Setting HEAD 2G3G labCORE NetSim

labCORE Settings

labCORE Serial	77000207	Nickname	
Firmware	3.4.17	Sync Source	Internal
Clock Pitch	0.00 ppm		

labCORE Routing

Out Channel 1 -> Power Amp. (Slot 10) 1 -> HATS 1 (HMS II.3) Speaker
 Out Channel 2 -> Analog Out 1/2 2 -> Radio Tester 1 (CMW500) In
 In Channel 1 <- Analog In 1/2 In 1 <- Radio Tester 1 (CMW500) Out
 In Channel 2 <- BEQ Filter 1 R <- Mic Amp. (Slot 6) In 2 <- HATS 1 (HMS II.3) Mic. Right

Analog In Mainboard Settings (Analog In 1/2)

Range Ch. 1	0.00 dB	Ch. 0 Float	On
Range Ch. 2	0.00 dB	Ch. 1 Float	On

Analog Out Mainboard Settings (Analog Out 1/2)

Range Ch. 1	0.00 dB	Range Ch. 2	0.00 dB
-------------	---------	-------------	---------

Microphone Settings (Mic Amp. (Slot 6))

Channel In 1 Settings			
Range	114 dB[SPL] @ 12.5 mV/Pa	Highpass	Off
Polarisation Voltage	200V	Supply Voltage	±60V
Channel In 2 Settings			
Range	114 dB[SPL] @ 12.5 mV/Pa	Highpass	20Hz
Polarisation Voltage	200V	Supply Voltage	±60V
Channel In 3 Settings			
Range	114 dB[SPL] @ 12.5 mV/Pa	Highpass	Off
Polarisation Voltage	200V	Supply Voltage	±60V
Channel In 4 Settings			
Range	114 dB[SPL] @ 12.5 mV/Pa	Highpass	Off
Polarisation Voltage	200V	Supply Voltage	±60V

BEQ Settings (BEQ Filter 1)

Block mode Bypass

Artificial Head Settings (HATS 1 (HMS II.3))

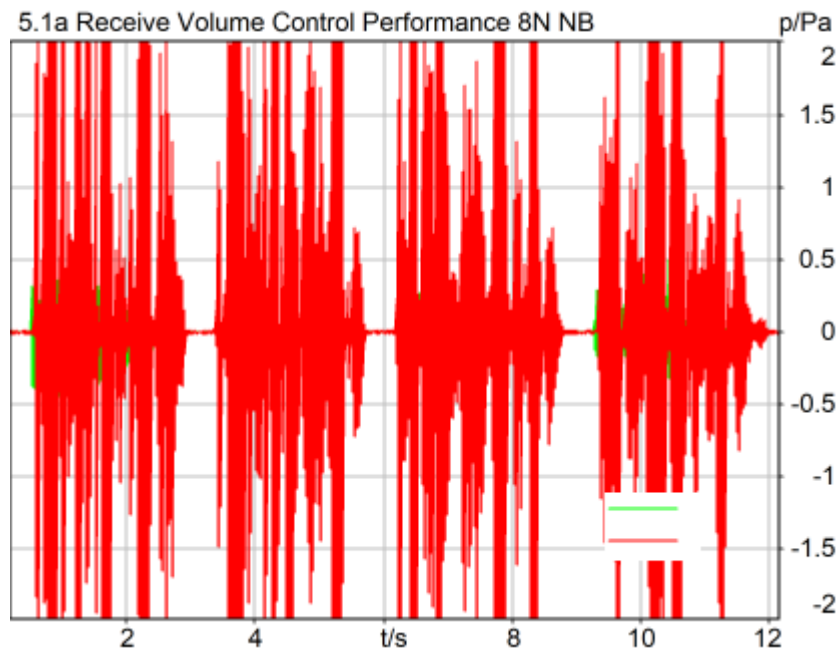
Ser. Nr.	12306613	Pinna Type	Type 3.3
----------	----------	------------	----------

HIB Settings

HIB Name	60020095	Serial	60020095
HIB Mode	Mobile Measurement	Impedance	32 Ohm
Gain out 1	-40.00 dB	Gain out 2	0.00 dB
Gain in 1	0.00 dB	Gain in 2	0.00 dB
Mic 1 Power Supply	Off	Mic 2 Power Supply	Off

5.1a Receive Volume Control Performance 8N NB

TIA-5050 (2018-01) \ Measurements \ Narrowband



Correction

X - 70

Speech Level RCV: 88.01 dB[SPL], Act.: 84.57%

Corrected Speech Level: 18.01 dB[SPL] Ok

Ok

2024/1/16 14:17 ACQUA 5.1.200

Limits

	lower
Run 1	18.00 dB20uPa

Meas. Setting off

Underlying Standard: TIA-5050 (2018-01)

Database Version: 40_HAC_Suite_Rev03

Calibration

Input ch.2: 0.49 dB 2023/11/1 (HATS 1 (HMS II.3))

Output ch.2: 0.00 dB 2023/6/27 (Radio Tester 1 (CMW500))

HHP IV Settings (Setting: STD:(0,0,0) rel AHP)

MECRP Delta Ye 0.0 mm Rotation Delta A 0.0 °
Rotation Delta C 0.0 °

MECRP Delta Ze	0.0 mm	Rotation Delta B	5.0 °
Delta Xe	0.0 mm	Delta A	0.0 °
Delta Ye	0.0 mm	Delta C	0.0 °
Delta Ze	0.0 mm	Delta B	0.0 °
Ym	-3.5 mm	Ear Type	3.3 Coordinates

Mounting: Right Ear
Force to apply: 8.0 N, Force reached: 8.0 N

Output Equalization/Filter

Mouth Eq. Ch.1: HATS 1 (HMS II.3)

Analysis

Direction	Out 2 -> In 2	Range length	12000.00 ms
Range start	200.00 ms	FIR filter	drp2ff_ieee1652
Use FIR Filter	Ch2	Margin (15.9dB nom)	
Bandpass filter	Narrow Band		
15.90 dB			

Special Features

Show source signal Source ch.2
Compensate delay 104.1000 ms (D_RCV_NB, Delay (Cross))

Hardware Config Settings

Used Setting HEAD 2G3G labCORE NetSim

labCORE Settings

labCORE Serial	77000207	Nickname	
Firmware	3.4.17	Sync Source	Internal
Clock Pitch	0.00 ppm		

labCORE Routing

Out Channel 1 -> Power Amp. (Slot 10) 1 -> HATS 1 (HMS II.3) Speaker
 Out Channel 2 -> Analog Out 1/2 2 -> Radio Tester 1 (CMW500) In
 In Channel 1 <- Analog In 1/2 In 1 <- Radio Tester 1 (CMW500) Out
 In Channel 2 <- BEQ Filter 1 R <- Mic Amp. (Slot 6) In 2 <- HATS 1 (HMS II.3) Mic. Right

Analog In Mainboard Settings (Analog In 1/2)

Range Ch. 1	0.00 dB	Ch. 0 Float	On
Range Ch. 2	0.00 dB	Ch. 1 Float	On

Analog Out Mainboard Settings (Analog Out 1/2)

Range Ch. 1	0.00 dB	Range Ch. 2	0.00 dB
-------------	---------	-------------	---------

Microphone Settings (Mic Amp. (Slot 6))

Channel In 1 Settings			
Range	114 dB[SPL] @ 12.5 mV/Pa	Highpass	Off
Polarisation Voltage	200V	Supply Voltage	±60V
Channel In 2 Settings			
Range	114 dB[SPL] @ 12.5 mV/Pa	Highpass	20Hz
Polarisation Voltage	200V	Supply Voltage	±60V
Channel In 3 Settings			
Range	114 dB[SPL] @ 12.5 mV/Pa	Highpass	Off
Polarisation Voltage	200V	Supply Voltage	±60V
Channel In 4 Settings			
Range	114 dB[SPL] @ 12.5 mV/Pa	Highpass	Off
Polarisation Voltage	200V	Supply Voltage	±60V

BEQ Settings (BEQ Filter 1)

Block mode Bypass

Artificial Head Settings (HATS 1 (HMS II.3))

Ser. Nr.	12306613	Pinna Type	Type 3.3
----------	----------	------------	----------

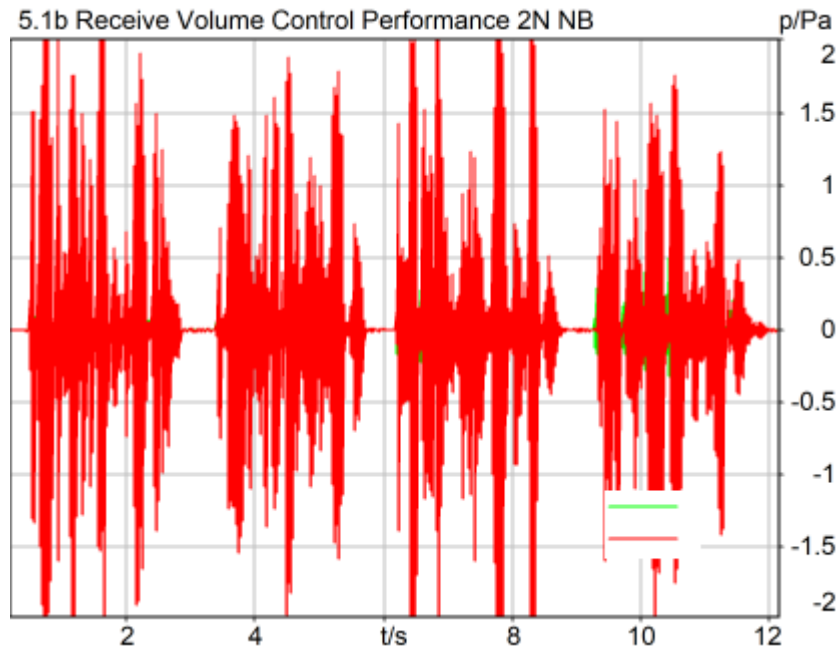
HIB Settings

HIB Name	60020095	Serial	60020095
----------	----------	--------	----------

HIB Mode	Mobile Measurement	Impedance	32 Ohm
Gain out 1	-40.00 dB	Gain out 2	0.00 dB
Gain in 1	0.00 dB	Gain in 2	0.00 dB
Mic 1 Power Supply Off		Mic 2 Power Supply Off	

5.1b Receive Volume Control Performance 2N NB

TIA-5050 (2018-01) \ Measurements \ Narrowband



Correction

X - 70

Speech Level RCV: 82.97 dB[SPL], Act.: 84.38%

Corrected Speech Level: 12.97 dB[SPL] Ok

Ok

2024/1/16 14:23 ACQUA 5.1.200

Limits

	lower
Run 1	6.00 dB20uPa

Meas. Setting off

Underlying Standard: TIA-5050 (2018-01)

Database Version: 40_HAC_Suite_Rev03

Calibration

Input ch.2: 0.49 dB 2023/11/1 (HATS 1 (HMS II.3))

Output ch.2: 0.00 dB 2023/6/27 (Radio Tester 1 (CMW500))

HHP IV Settings (Setting: STD:(0,0,0) rel AHP)

MECRP Delta Ye 0.0 mm Rotation Delta A 0.0 °
Rotation Delta C 0.0 °

MECRP Delta Ze	0.0 mm	Rotation Delta B	5.0 °
Delta Xe	0.0 mm	Delta A	0.0 °
Delta Ye	0.0 mm	Delta C	0.0 °
Delta Ze	0.0 mm	Delta B	0.0 °
Ym	-0.4 mm	Ear Type	3.3 Coordinates

Mounting: Right Ear
Force to apply: 2.0 N, Force reached: 2.0 N

Output Equalization/Filter

Mouth Eq. Ch.1: HATS 1 (HMS II.3)

Analysis

Direction	Out 2 -> In 2	Range length	12000.00 ms
Range start	200.00 ms	FIR filter	drp2ff_ieee1652
Use FIR Filter	Ch2	Margin (15.9dB nom)	
Bandpass filter	Narrow Band		
15.90 dB			

Special Features

Show source signal Source ch.2
Compensate delay 104.1000 ms (D_RCV_NB, Delay (Cross))

Hardware Config Settings

Used Setting HEAD 2G3G labCORE NetSim

labCORE Settings

labCORE Serial	77000207	Nickname	
Firmware	3.4.17	Sync Source	Internal
Clock Pitch	0.00 ppm		

labCORE Routing

Out Channel 1 -> Power Amp. (Slot 10) 1 -> HATS 1 (HMS II.3) Speaker
 Out Channel 2 -> Analog Out 1/2 2 -> Radio Tester 1 (CMW500) In
 In Channel 1 <- Analog In 1/2 In 1 <- Radio Tester 1 (CMW500) Out
 In Channel 2 <- BEQ Filter 1 R <- Mic Amp. (Slot 6) In 2 <- HATS 1 (HMS II.3) Mic. Right

Analog In Mainboard Settings (Analog In 1/2)

Range Ch. 1	0.00 dB	Ch. 0 Float	On
Range Ch. 2	0.00 dB	Ch. 1 Float	On

Analog Out Mainboard Settings (Analog Out 1/2)

Range Ch. 1	0.00 dB	Range Ch. 2	0.00 dB
-------------	---------	-------------	---------

Microphone Settings (Mic Amp. (Slot 6))

Channel In 1 Settings
 Range 114 dB[SPL] @ 12.5 mV/Pa Highpass Off
 Polarisation Voltage200V Supply Voltage ±60V
 Channel In 2 Settings
 Range 114 dB[SPL] @ 12.5 mV/Pa Highpass 20Hz
 Polarisation Voltage200V Supply Voltage ±60V
 Channel In 3 Settings
 Range 114 dB[SPL] @ 12.5 mV/Pa Highpass Off
 Polarisation Voltage200V Supply Voltage ±60V
 Channel In 4 Settings
 Range 114 dB[SPL] @ 12.5 mV/Pa Highpass Off
 Polarisation Voltage200V Supply Voltage ±60V

BEQ Settings (BEQ Filter 1)

Block mode Bypass

Artificial Head Settings (HATS 1 (HMS II.3))

Ser. Nr.	12306613	Pinna Type	Type 3.3
----------	----------	------------	----------

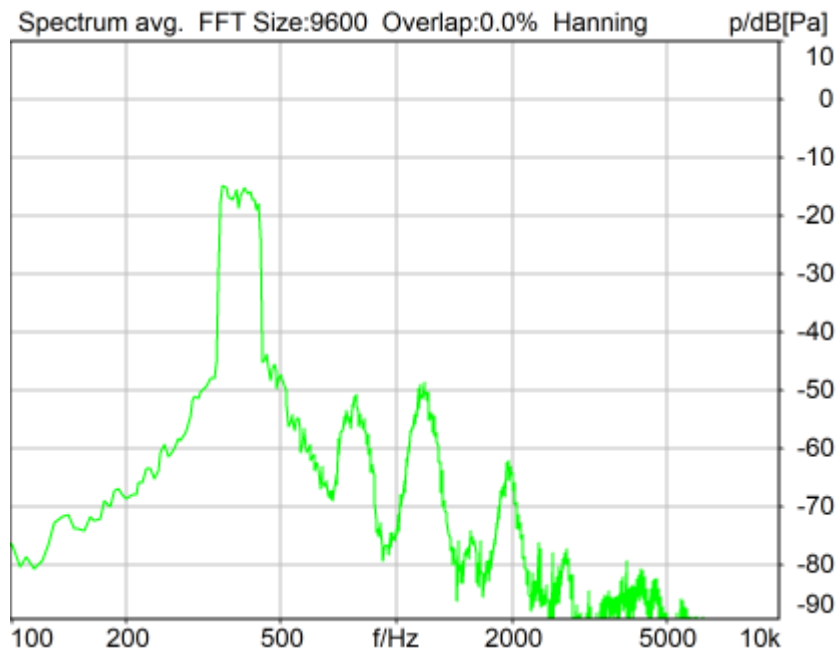
HIB Settings

HIB Name	60020095	Serial	60020095
----------	----------	--------	----------

HIB Mode	Mobile Measurement	Impedance	32 Ohm
Gain out 1	-40.00 dB	Gain out 2	0.00 dB
Gain in 1	0.00 dB	Gain in 2	0.00 dB
Mic 1 Power Supply Off		Mic 2 Power Supply Off	

5.2 RCV Distortion and Noise - 400 Hz NB

TIA-5050 (2018-01) \ Measurements \ Narrowband \ 5.2 Receive Distortion and Noise 8N



Distortion (Noise) RCV (packed): 30.31 dB (3.05%) Ok

Ok

2024/1/16 14:18 ACQUA 5.1.200

Unmodified HEAD acoustics Measurement Descriptor

Limits

	lower
Run 1	20.00 dB

Meas. Setting off

Underlying Standard: TIA-5050 (2018-01)

Database Version: 40_HAC_Suite_Rev03

Source: act_rpn_b250ms_400hz_sr20dbm0_v02.dat

Level adj. Ch1 -90.0 dB

Calibration

Input ch.2: 0.49 dB 2023/11/1 (HATS 1 (HMS II.3))

Output ch.2: 0.00 dB 2023/6/27 (Radio Tester 1 (CMW500))

HHP IV Settings (Setting: STD:(0,0,0) rel AHP)

MECRP Delta Ye	0.0 mm	Rotation Delta A	0.0 °
MECRP Delta Ze	0.0 mm	Rotation Delta C	0.0 °
Delta Xe	0.0 mm	Rotation Delta B	5.0 °
Delta Ye	0.0 mm	Delta A	0.0 °
		Delta C	0.0 °

Delta Ze	0.0 mm	Delta B	0.0 °
Ym	-3.5 mm	Ear Type	3.3 Coordinates

Mounting: Right Ear
Force to apply: 8.0 N, Force reached: 8.0 N

Output Equalization/Filter

Mouth Eq. Ch.1: HATS 1 (HMS II.3)

Analysis

Direction	Out 2 -> In 2		
Range start	13550.00 ms	Range length	200.00 ms
Number of seq.	10	Sequence length	400.00 ms
Use FIR Filter	Ch2	FIR filter	drp2ff_ieee1652
DRP/ERP Ch.1:	Off	DRP/ERP Ch.2:	Off
Frequency base	Transformation		
FFT size	9600	Overlap	0 %
Window function.	Hanning	Smooth	Off
dB weighting	A Weighting		
Stimulus min.	320.0 Hz	Stimulus max.	480.0 Hz
Analysis min.	20.0 Hz	Analysis max.	315.0 Hz
Analysis (2) min.	485.0 Hz	Analysis (2) max.	20000.0 Hz

Special Features

Compensate delay 104.1000 ms (D_RCV_NB, Delay (Cross))
Store to variable RCVNB10_400Hz

Hardware Config Settings

Used Setting HEAD 2G3G labCORE NetSim

labCORE Settings

labCORE Serial	77000207	Nickname	
Firmware	3.4.17	Sync Source	Internal
Clock Pitch	0.00 ppm		

labCORE Routing

Out Channel 1 -> Power Amp. (Slot 10) 1 -> HATS 1 (HMS II.3) Speaker
Out Channel 2 -> Analog Out 1/2 2 -> Radio Tester 1 (CMW500) In
In Channel 1 <- Analog In 1/2 In 1 <- Radio Tester 1 (CMW500) Out
In Channel 2 <- BEQ Filter 1 R <- Mic Amp. (Slot 6) In 2 <- HATS 1 (HMS II.3) Mic. Right

Analog In Mainboard Settings (Analog In 1/2)

Range Ch. 1	0.00 dB	Ch. 0 Float	On
Range Ch. 2	0.00 dB	Ch. 1 Float	On

Analog Out Mainboard Settings (Analog Out 1/2)

Range Ch. 1	0.00 dB	Range Ch. 2	0.00 dB
-------------	---------	-------------	---------

Microphone Settings (Mic Amp. (Slot 6))

Channel In 1 Settings

Range	114 dB[SPL] @ 12.5 mV/Pa	Highpass	Off
Polarisation Voltage	200V	Supply Voltage	±60V

Channel In 2 Settings

Range	114 dB[SPL] @ 12.5 mV/Pa	Highpass	20Hz
Polarisation Voltage	200V	Supply Voltage	±60V

Channel In 3 Settings

Range	114 dB[SPL] @ 12.5 mV/Pa	Highpass	Off
Polarisation Voltage	200V	Supply Voltage	±60V

Channel In 4 Settings

Range	114 dB[SPL] @ 12.5 mV/Pa	Highpass	Off
Polarisation Voltage	200V	Supply Voltage	±60V

BEQ Settings (BEQ Filter 1)

Block mode Bypass

Artificial Head Settings (HATS 1 (HMS II.3))

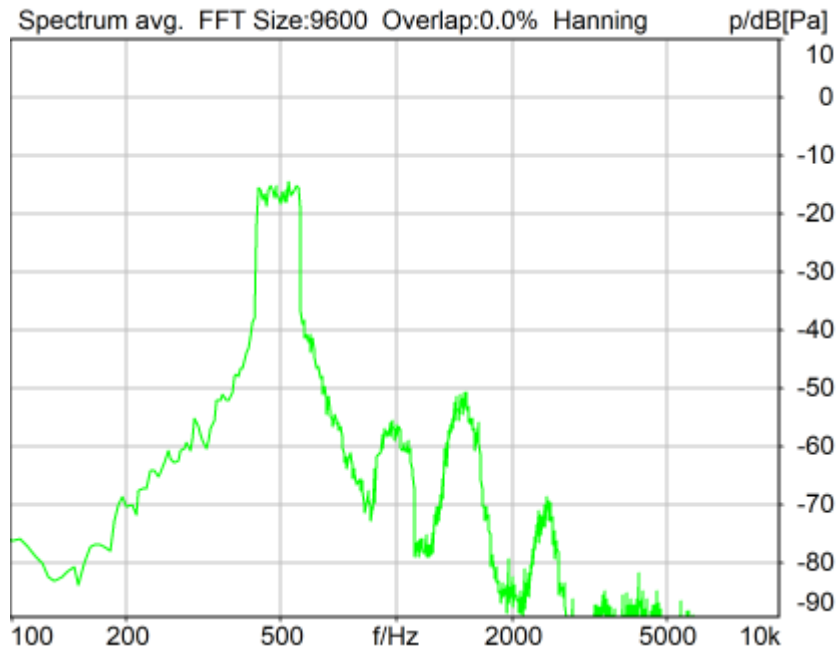
Ser. Nr.	12306613	Pinna Type	Type 3.3
----------	----------	------------	----------

HIB Settings

HIB Name	60020095	Serial	60020095
HIB Mode	Mobile Measurement	Impedance	32 Ohm
Gain out 1	-40.00 dB	Gain out 2	0.00 dB
Gain in 1	0.00 dB	Gain in 2	0.00 dB
Mic 1 Power Supply	Off	Mic 2 Power Supply	Off

5.2 RCV Distortion and Noise - 500 Hz NB

TIA-5050 (2018-01) \ Measurements \ Narrowband \ 5.2 Receive Distortion and Noise 8N



Distortion (Noise) RCV (packed): 29.74 dB (3.26%) Ok

Ok

2024/1/16 14:18 ACQUA 5.1.200

Unmodified HEAD acoustics Measurement Descriptor

Limits

	lower
Run 1	20.00 dB

Meas. Setting off

Underlying Standard: TIA-5050 (2018-01)

Database Version: 40_HAC_Suite_Rev03

Source: act_rpn_b250ms_500hz_sr20dbm0_v02.dat

Level adj. Ch1 -90.0 dB

Calibration

Input ch.2: 0.49 dB 2023/11/1 (HATS 1 (HMS II.3))

Output ch.2: 0.00 dB 2023/6/27 (Radio Tester 1 (CMW500))

HHP IV Settings (Setting: STD:(0,0,0) rel AHP)

MECRP Delta Ye	0.0 mm	Rotation Delta A	0.0 °
MECRP Delta Ze	0.0 mm	Rotation Delta C	0.0 °
Delta Xe	0.0 mm	Rotation Delta B	5.0 °
Delta Ye	0.0 mm	Delta A	0.0 °
		Delta C	0.0 °

Delta Ze	0.0 mm	Delta B	0.0 °
Ym	-3.5 mm	Ear Type	3.3 Coordinates

Mounting: Right Ear
Force to apply: 8.0 N, Force reached: 8.0 N

Output Equalization/Filter

Mouth Eq. Ch.1: HATS 1 (HMS II.3)

Analysis

Direction	Out 2 -> In 2	Range length	200.00 ms
Range start	13550.00 ms	Sequence length	400.00 ms
Number of seq.	10	FIR filter	drp2ff_ieee1652
Use FIR Filter	Ch2	DRP/ERP Ch.2:	Off
DRP/ERP Ch.1:	Off	Frequency base	Transformation
Frequency base	Transformation	FFT size	9600
FFT size	9600	Overlap	0 %
Window function.	Hanning	Smooth	Off
dB weighting	A Weighting	Stimulus min.	410.0 Hz
Stimulus min.	410.0 Hz	Stimulus max.	595.0 Hz
Analysis min.	20.0 Hz	Analysis max.	405.0 Hz
Analysis (2) min.	600.0 Hz	Analysis (2) max.	20000.0 Hz

Special Features

Compensate delay 104.1000 ms (D_RCV_NB, Delay (Cross))
Store to variable RCVNB10_500Hz

Hardware Config Settings

Used Setting HEAD 2G3G labCORE NetSim

labCORE Settings

labCORE Serial	77000207	Nickname	
Firmware	3.4.17	Sync Source	Internal
Clock Pitch	0.00 ppm		

labCORE Routing

Out Channel 1 -> Power Amp. (Slot 10) 1 -> HATS 1 (HMS II.3) Speaker
Out Channel 2 -> Analog Out 1/2 2 -> Radio Tester 1 (CMW500) In
In Channel 1 <- Analog In 1/2 In 1 <- Radio Tester 1 (CMW500) Out
In Channel 2 <- BEQ Filter 1 R <- Mic Amp. (Slot 6) In 2 <- HATS 1 (HMS II.3) Mic. Right

Analog In Mainboard Settings (Analog In 1/2)

Range Ch. 1	0.00 dB	Ch. 0 Float	On
Range Ch. 2	0.00 dB	Ch. 1 Float	On

Analog Out Mainboard Settings (Analog Out 1/2)

Range Ch. 1	0.00 dB	Range Ch. 2	0.00 dB
-------------	---------	-------------	---------

Microphone Settings (Mic Amp. (Slot 6))

Channel In 1 Settings

Range	114 dB[SPL] @ 12.5 mV/Pa	Highpass	Off
Polarisation Voltage	200V	Supply Voltage	±60V

Channel In 2 Settings

Range	114 dB[SPL] @ 12.5 mV/Pa	Highpass	20Hz
Polarisation Voltage	200V	Supply Voltage	±60V

Channel In 3 Settings

Range	114 dB[SPL] @ 12.5 mV/Pa	Highpass	Off
Polarisation Voltage	200V	Supply Voltage	±60V

Channel In 4 Settings

Range	114 dB[SPL] @ 12.5 mV/Pa	Highpass	Off
Polarisation Voltage	200V	Supply Voltage	±60V

BEQ Settings (BEQ Filter 1)

Block mode Bypass

Artificial Head Settings (HATS 1 (HMS II.3))

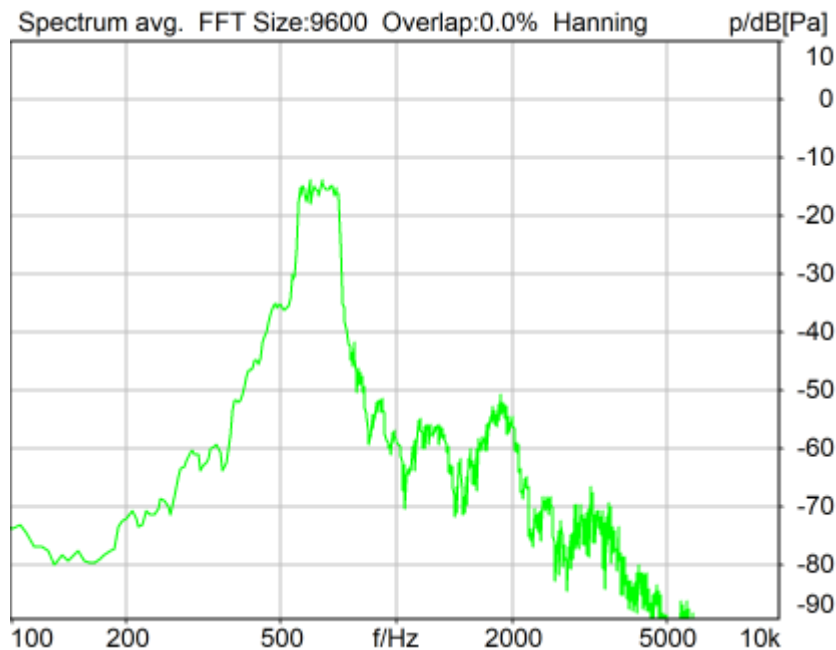
Ser. Nr.	12306613	Pinna Type	Type 3.3
----------	----------	------------	----------

HIB Settings

HIB Name	60020095	Serial	60020095
HIB Mode	Mobile Measurement	Impedance	32 Ohm
Gain out 1	-40.00 dB	Gain out 2	0.00 dB
Gain in 1	0.00 dB	Gain in 2	0.00 dB
Mic 1 Power Supply	Off	Mic 2 Power Supply	Off

5.2 RCV Distortion and Noise - 630 Hz NB

TIA-5050 (2018-01) \ Measurements \ Narrowband \ 5.2 Receive Distortion and Noise 8N



Distortion (Noise) RCV (packed): 25.68 dB (5.20%) Ok

Ok

2024/1/16 14:18 ACQUA 5.1.200

Unmodified HEAD acoustics Measurement Descriptor

Limits

	lower
Run 1	20.00 dB

Meas. Setting off

Underlying Standard: TIA-5050 (2018-01)

Database Version: 40_HAC_Suite_Rev03

Source: act_rpn_b250ms_630hz_sr20dbm0_v02.dat

Level adj. Ch1 -90.0 dB

Calibration

Input ch.2: 0.49 dB 2023/11/1 (HATS 1 (HMS II.3))

Output ch.2: 0.00 dB 2023/6/27 (Radio Tester 1 (CMW500))

HHP IV Settings (Setting: STD:(0,0,0) rel AHP)

MECRP Delta Ye	0.0 mm	Rotation Delta A	0.0 °
MECRP Delta Ze	0.0 mm	Rotation Delta C	0.0 °
Delta Xe	0.0 mm	Rotation Delta B	5.0 °
Delta Ye	0.0 mm	Delta A	0.0 °
		Delta C	0.0 °

Delta Ze	0.0 mm	Delta B	0.0 °
Ym	-3.5 mm	Ear Type	3.3 Coordinates

Mounting: Right Ear
Force to apply: 8.0 N, Force reached: 8.0 N

Output Equalization/Filter

Mouth Eq. Ch.1: HATS 1 (HMS II.3)

Analysis

Direction	Out 2 -> In 2		
Range start	13550.00 ms	Range length	200.00 ms
Number of seq.	10	Sequence length	400.00 ms
Use FIR Filter	Ch2	FIR filter	drp2ff_ieee1652
DRP/ERP Ch.1:	Off	DRP/ERP Ch.2:	Off
Frequency base	Transformation		
FFT size	9600	Overlap	0 %
Window function.	Hanning	Smooth	Off
dB weighting	A Weighting		
Stimulus min.	525.0 Hz	Stimulus max.	745.0 Hz
Analysis min.	20.0 Hz	Analysis max.	520.0 Hz
Analysis (2) min.	750.0 Hz	Analysis (2) max.	20000.0 Hz

Special Features

Compensate delay 104.1000 ms (D_RCV_NB, Delay (Cross))
Store to variable RCVNB10_630Hz

Hardware Config Settings

Used Setting HEAD 2G3G labCORE NetSim

labCORE Settings

labCORE Serial	77000207	Nickname	
Firmware	3.4.17	Sync Source	Internal
Clock Pitch	0.00 ppm		

labCORE Routing

Out Channel 1 -> Power Amp. (Slot 10) 1 -> HATS 1 (HMS II.3) Speaker
Out Channel 2 -> Analog Out 1/2 2 -> Radio Tester 1 (CMW500) In
In Channel 1 <- Analog In 1/2 In 1 <- Radio Tester 1 (CMW500) Out
In Channel 2 <- BEQ Filter 1 R <- Mic Amp. (Slot 6) In 2 <- HATS 1 (HMS II.3) Mic. Right

Analog In Mainboard Settings (Analog In 1/2)

Range Ch. 1	0.00 dB	Ch. 0 Float	On
Range Ch. 2	0.00 dB	Ch. 1 Float	On

Analog Out Mainboard Settings (Analog Out 1/2)

Range Ch. 1	0.00 dB	Range Ch. 2	0.00 dB
-------------	---------	-------------	---------

Microphone Settings (Mic Amp. (Slot 6))

Channel In 1 Settings

Range	114 dB[SPL] @ 12.5 mV/Pa	Highpass	Off
Polarisation Voltage	200V	Supply Voltage	±60V

Channel In 2 Settings

Range	114 dB[SPL] @ 12.5 mV/Pa	Highpass	20Hz
Polarisation Voltage	200V	Supply Voltage	±60V

Channel In 3 Settings

Range	114 dB[SPL] @ 12.5 mV/Pa	Highpass	Off
Polarisation Voltage	200V	Supply Voltage	±60V

Channel In 4 Settings

Range	114 dB[SPL] @ 12.5 mV/Pa	Highpass	Off
Polarisation Voltage	200V	Supply Voltage	±60V

BEQ Settings (BEQ Filter 1)

Block mode Bypass

Artificial Head Settings (HATS 1 (HMS II.3))

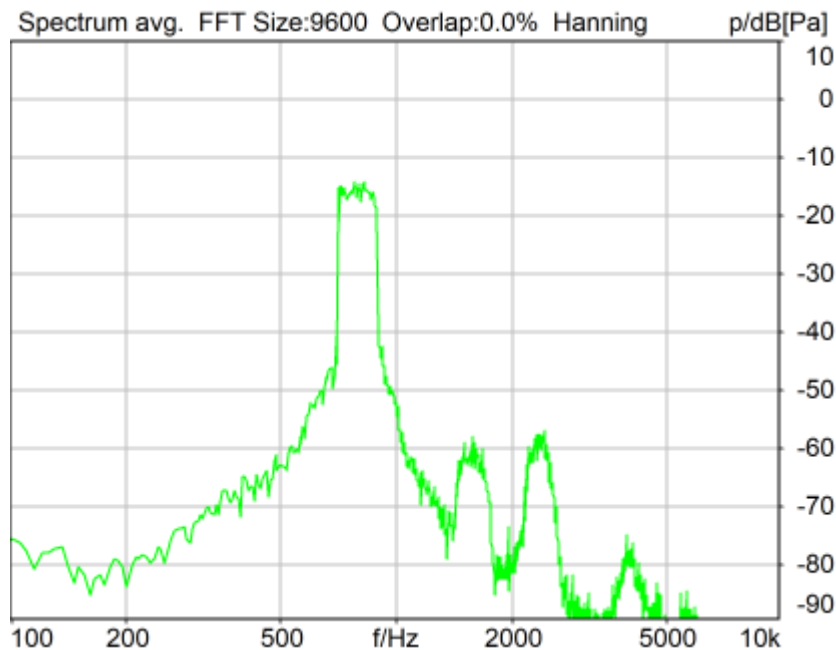
Ser. Nr.	12306613	Pinna Type	Type 3.3
----------	----------	------------	----------

HIB Settings

HIB Name	60020095	Serial	60020095
HIB Mode	Mobile Measurement	Impedance	32 Ohm
Gain out 1	-40.00 dB	Gain out 2	0.00 dB
Gain in 1	0.00 dB	Gain in 2	0.00 dB
Mic 1 Power Supply	Off	Mic 2 Power Supply	Off

5.2 RCV Distortion and Noise - 800 Hz NB

TIA-5050 (2018-01) \ Measurements \ Narrowband \ 5.2 Receive Distortion and Noise 8N



Distortion (Noise) RCV (packed): 33.36 dB (2.15%) Ok

Ok

2024/1/16 14:19 ACQUA 5.1.200

Unmodified HEAD acoustics Measurement Descriptor

Limits

	lower
Run 1	20.00 dB

Meas. Setting off

Underlying Standard: TIA-5050 (2018-01)

Database Version: 40_HAC_Suite_Rev03

Source: act_rpn_b250ms_800hz_sr20dbm0_v02.dat

Level adj. Ch1 -90.0 dB

Calibration

Input ch.2: 0.49 dB 2023/11/1 (HATS 1 (HMS II.3))

Output ch.2: 0.00 dB 2023/6/27 (Radio Tester 1 (CMW500))

HHP IV Settings (Setting: STD:(0,0,0) rel AHP)

MECRP Delta Ye	0.0 mm	Rotation Delta A	0.0 °
MECRP Delta Ze	0.0 mm	Rotation Delta C	0.0 °
Delta Xe	0.0 mm	Rotation Delta B	5.0 °
Delta Ye	0.0 mm	Delta A	0.0 °
		Delta C	0.0 °

Delta Ze	0.0 mm	Delta B	0.0 °
Ym	-3.5 mm	Ear Type	3.3 Coordinates

Mounting: Right Ear
Force to apply: 8.0 N, Force reached: 8.0 N

Output Equalization/Filter

Mouth Eq. Ch.1: HATS 1 (HMS II.3)

Analysis

Direction	Out 2 -> In 2		
Range start	13550.00 ms	Range length	200.00 ms
Number of seq.	10	Sequence length	400.00 ms
Use FIR Filter	Ch2	FIR filter	drp2ff_ieee1652
DRP/ERP Ch.1:	Off	DRP/ERP Ch.2:	Off
Frequency base	Transformation		
FFT size	9600	Overlap	0 %
Window function.	Hanning	Smooth	Off
dB weighting	A Weighting		
Stimulus min.	675.0 Hz	Stimulus max.	925.0 Hz
Analysis min.	20.0 Hz	Analysis max.	670.0 Hz
Analysis (2) min.	930.0 Hz	Analysis (2) max.	20000.0 Hz

Special Features

Compensate delay 104.1000 ms (D_RCV_NB, Delay (Cross))
Store to variable RCVNB10_800Hz

Hardware Config Settings

Used Setting HEAD 2G3G labCORE NetSim

labCORE Settings

labCORE Serial	77000207	Nickname	
Firmware	3.4.17	Sync Source	Internal
Clock Pitch	0.00 ppm		

labCORE Routing

Out Channel 1 -> Power Amp. (Slot 10) 1 -> HATS 1 (HMS II.3) Speaker
Out Channel 2 -> Analog Out 1/2 2 -> Radio Tester 1 (CMW500) In
In Channel 1 <- Analog In 1/2 In 1 <- Radio Tester 1 (CMW500) Out
In Channel 2 <- BEQ Filter 1 R <- Mic Amp. (Slot 6) In 2 <- HATS 1 (HMS II.3) Mic. Right

Analog In Mainboard Settings (Analog In 1/2)

Range Ch. 1	0.00 dB	Ch. 0 Float	On
Range Ch. 2	0.00 dB	Ch. 1 Float	On

Analog Out Mainboard Settings (Analog Out 1/2)

Range Ch. 1	0.00 dB	Range Ch. 2	0.00 dB
-------------	---------	-------------	---------

Microphone Settings (Mic Amp. (Slot 6))

Channel In 1 Settings

Range	114 dB[SPL] @ 12.5 mV/Pa	Highpass	Off
Polarisation Voltage	200V	Supply Voltage	±60V

Channel In 2 Settings

Range	114 dB[SPL] @ 12.5 mV/Pa	Highpass	20Hz
Polarisation Voltage	200V	Supply Voltage	±60V

Channel In 3 Settings

Range	114 dB[SPL] @ 12.5 mV/Pa	Highpass	Off
Polarisation Voltage	200V	Supply Voltage	±60V

Channel In 4 Settings

Range	114 dB[SPL] @ 12.5 mV/Pa	Highpass	Off
Polarisation Voltage	200V	Supply Voltage	±60V

BEQ Settings (BEQ Filter 1)

Block mode Bypass

Artificial Head Settings (HATS 1 (HMS II.3))

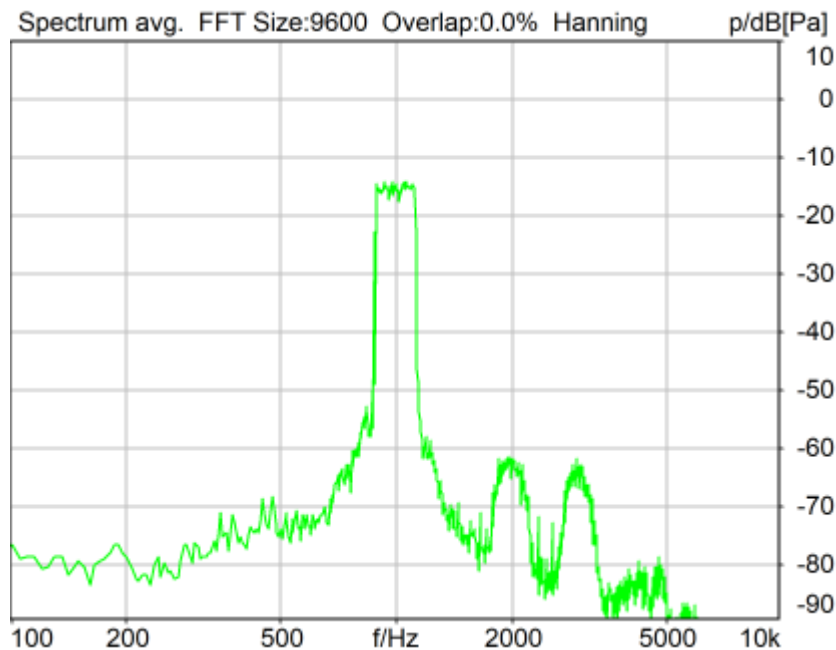
Ser. Nr.	12306613	Pinna Type	Type 3.3
----------	----------	------------	----------

HIB Settings

HIB Name	60020095	Serial	60020095
HIB Mode	Mobile Measurement	Impedance	32 Ohm
Gain out 1	-40.00 dB	Gain out 2	0.00 dB
Gain in 1	0.00 dB	Gain in 2	0.00 dB
Mic 1 Power Supply	Off	Mic 2 Power Supply	Off

5.2 RCV Distortion and Noise - 1000 Hz NB

TIA-5050 (2018-01) \ Measurements \ Narrowband \ 5.2 Receive Distortion and Noise 8N



Distortion (Noise) RCV (packed): 40.06 dB (0.99%) Ok

Ok

2024/1/16 14:19 ACQUA 5.1.200

Unmodified HEAD acoustics Measurement Descriptor

Limits

	lower
Run 1	20.00 dB

Meas. Setting off

Underlying Standard: TIA-5050 (2018-01)

Database Version: 40_HAC_Suite_Rev03

Source: act_rpn_b250ms_1000hz_sr20dbm0_v02.dat

Level adj. Ch1 -90.0 dB

Calibration

Input ch.2: 0.49 dB 2023/11/1 (HATS 1 (HMS II.3))

Output ch.2: 0.00 dB 2023/6/27 (Radio Tester 1 (CMW500))

HHP IV Settings (Setting: STD:(0,0,0) rel AHP)

MECRP Delta Ye	0.0 mm	Rotation Delta A	0.0 °
MECRP Delta Ze	0.0 mm	Rotation Delta C	0.0 °
Delta Xe	0.0 mm	Rotation Delta B	5.0 °
Delta Ye	0.0 mm	Delta A	0.0 °
		Delta C	0.0 °

Delta Ze	0.0 mm	Delta B	0.0 °
Ym	-3.5 mm	Ear Type	3.3 Coordinates

Mounting: Right Ear
Force to apply: 8.0 N, Force reached: 8.0 N

Output Equalization/Filter

Mouth Eq. Ch.1: HATS 1 (HMS II.3)

Analysis

Direction	Out 2 -> In 2		
Range start	13550.00 ms	Range length	200.00 ms
Number of seq.	10	Sequence length	400.00 ms
Use FIR Filter	Ch2	FIR filter	drp2ff_ieee1652
DRP/ERP Ch.1:	Off	DRP/ERP Ch.2:	Off
Frequency base	Transformation		
FFT size	9600	Overlap	0 %
Window function.	Hanning	Smooth	Off
dB weighting	A Weighting		
Stimulus min.	855.0 Hz	Stimulus max.	1155.0 Hz
Analysis min.	20.0 Hz	Analysis max.	850.0 Hz
Analysis (2) min.	1160.0 Hz	Analysis (2) max.	20000.0 Hz

Special Features

Compensate delay 104.1000 ms (D_RCV_NB, Delay (Cross))
Store to variable RCVNB10_1000Hz

Hardware Config Settings

Used Setting HEAD 2G3G labCORE NetSim

labCORE Settings

labCORE Serial	77000207	Nickname	
Firmware	3.4.17	Sync Source	Internal
Clock Pitch	0.00 ppm		

labCORE Routing

Out Channel 1 -> Power Amp. (Slot 10) 1 -> HATS 1 (HMS II.3) Speaker
Out Channel 2 -> Analog Out 1/2 2 -> Radio Tester 1 (CMW500) In
In Channel 1 <- Analog In 1/2 In 1 <- Radio Tester 1 (CMW500) Out
In Channel 2 <- BEQ Filter 1 R <- Mic Amp. (Slot 6) In 2 <- HATS 1 (HMS II.3) Mic. Right

Analog In Mainboard Settings (Analog In 1/2)

Range Ch. 1	0.00 dB	Ch. 0 Float	On
Range Ch. 2	0.00 dB	Ch. 1 Float	On

Analog Out Mainboard Settings (Analog Out 1/2)

Range Ch. 1	0.00 dB	Range Ch. 2	0.00 dB
-------------	---------	-------------	---------

Microphone Settings (Mic Amp. (Slot 6))

Channel In 1 Settings			
Range	114 dB[SPL] @ 12.5 mV/Pa	Highpass	Off
Polarisation Voltage	200V	Supply Voltage	±60V
Channel In 2 Settings			
Range	114 dB[SPL] @ 12.5 mV/Pa	Highpass	20Hz
Polarisation Voltage	200V	Supply Voltage	±60V
Channel In 3 Settings			
Range	114 dB[SPL] @ 12.5 mV/Pa	Highpass	Off
Polarisation Voltage	200V	Supply Voltage	±60V
Channel In 4 Settings			
Range	114 dB[SPL] @ 12.5 mV/Pa	Highpass	Off
Polarisation Voltage	200V	Supply Voltage	±60V

BEQ Settings (BEQ Filter 1)

Block mode Bypass

Artificial Head Settings (HATS 1 (HMS II.3))

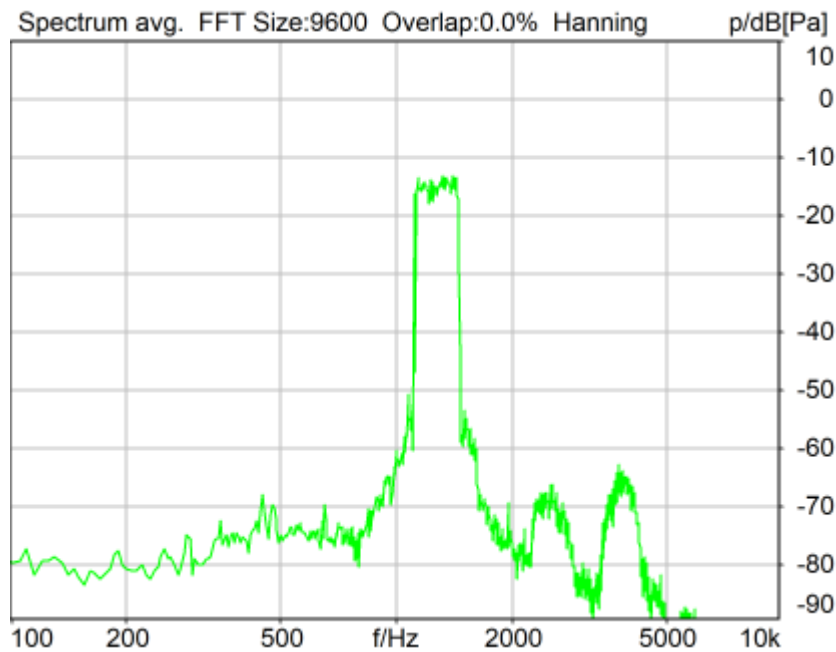
Ser. Nr.	12306613	Pinna Type	Type 3.3
----------	----------	------------	----------

HIB Settings

HIB Name	60020095	Serial	60020095
HIB Mode	Mobile Measurement	Impedance	32 Ohm
Gain out 1	-40.00 dB	Gain out 2	0.00 dB
Gain in 1	0.00 dB	Gain in 2	0.00 dB
Mic 1 Power Supply	Off	Mic 2 Power Supply	Off

5.2 RCV Distortion and Noise - 1250 Hz NB

TIA-5050 (2018-01) \ Measurements \ Narrowband \ 5.2 Receive Distortion and Noise 8N



Distortion (Noise) RCV (packed): 31.98 dB (2.52%) Ok

Ok

2024/1/16 14:20 ACQUA 5.1.200

Unmodified HEAD acoustics Measurement Descriptor

Limits

	lower
Run 1	20.00 dB

Meas. Setting off

Underlying Standard: TIA-5050 (2018-01)

Database Version: 40_HAC_Suite_Rev03

Source: act_rpn_b250ms_1250hz_sr20dbm0_v02.dat

Level adj. Ch1 -90.0 dB

Calibration

Input ch.2: 0.49 dB 2023/11/1 (HATS 1 (HMS II.3))

Output ch.2: 0.00 dB 2023/6/27 (Radio Tester 1 (CMW500))

HHP IV Settings (Setting: STD:(0,0,0) rel AHP)

MECRP Delta Ye	0.0 mm	Rotation Delta A	0.0 °
MECRP Delta Ze	0.0 mm	Rotation Delta C	0.0 °
Delta Xe	0.0 mm	Rotation Delta B	5.0 °
Delta Ye	0.0 mm	Delta A	0.0 °
		Delta C	0.0 °

Delta Ze	0.0 mm	Delta B	0.0 °
Ym	-3.5 mm	Ear Type	3.3 Coordinates

Mounting: Right Ear
Force to apply: 8.0 N, Force reached: 8.0 N

Output Equalization/Filter

Mouth Eq. Ch.1: HATS 1 (HMS II.3)

Analysis

Direction	Out 2 -> In 2		
Range start	13550.00 ms	Range length	200.00 ms
Number of seq.	10	Sequence length	400.00 ms
Use FIR Filter	Ch2	FIR filter	drp2ff_ieee1652
DRP/ERP Ch.1:	Off	DRP/ERP Ch.2:	Off
Frequency base	Transformation		
FFT size	9600	Overlap	0 %
Window function.	Hanning	Smooth	Off
dB weighting	A Weighting		
Stimulus min.	1085.0 Hz	Stimulus max.	1450.0 Hz
Analysis min.	20.0 Hz	Analysis max.	1080.0 Hz
Analysis (2) min.	1455.0 Hz	Analysis (2) max.	20000.0 Hz

Special Features

Compensate delay 104.1000 ms (D_RCV_NB, Delay (Cross))
Store to variable RCVNB10_1250Hz

Hardware Config Settings

Used Setting HEAD 2G3G labCORE NetSim

labCORE Settings

labCORE Serial	77000207	Nickname	
Firmware	3.4.17	Sync Source	Internal
Clock Pitch	0.00 ppm		

labCORE Routing

Out Channel 1 -> Power Amp. (Slot 10) 1 -> HATS 1 (HMS II.3) Speaker
Out Channel 2 -> Analog Out 1/2 2 -> Radio Tester 1 (CMW500) In
In Channel 1 <- Analog In 1/2 In 1 <- Radio Tester 1 (CMW500) Out
In Channel 2 <- BEQ Filter 1 R <- Mic Amp. (Slot 6) In 2 <- HATS 1 (HMS II.3) Mic. Right

Analog In Mainboard Settings (Analog In 1/2)

Range Ch. 1	0.00 dB	Ch. 0 Float	On
Range Ch. 2	0.00 dB	Ch. 1 Float	On

Analog Out Mainboard Settings (Analog Out 1/2)

Range Ch. 1	0.00 dB	Range Ch. 2	0.00 dB
-------------	---------	-------------	---------

Microphone Settings (Mic Amp. (Slot 6))

Channel In 1 Settings			
Range	114 dB[SPL] @ 12.5 mV/Pa	Highpass	Off
Polarisation Voltage	200V	Supply Voltage	±60V
Channel In 2 Settings			
Range	114 dB[SPL] @ 12.5 mV/Pa	Highpass	20Hz
Polarisation Voltage	200V	Supply Voltage	±60V
Channel In 3 Settings			
Range	114 dB[SPL] @ 12.5 mV/Pa	Highpass	Off
Polarisation Voltage	200V	Supply Voltage	±60V
Channel In 4 Settings			
Range	114 dB[SPL] @ 12.5 mV/Pa	Highpass	Off
Polarisation Voltage	200V	Supply Voltage	±60V

BEQ Settings (BEQ Filter 1)

Block mode Bypass

Artificial Head Settings (HATS 1 (HMS II.3))

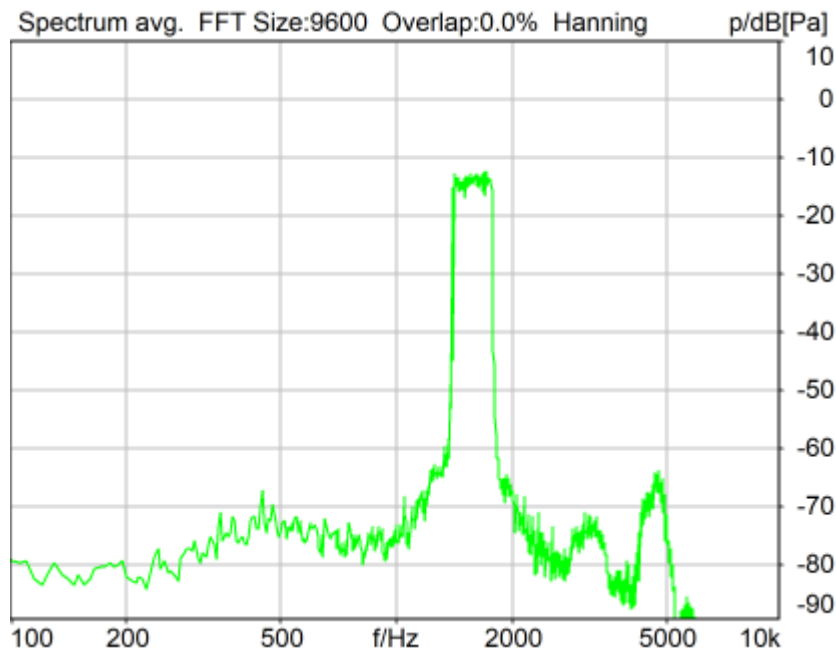
Ser. Nr.	12306613	Pinna Type	Type 3.3
----------	----------	------------	----------

HIB Settings

HIB Name	60020095	Serial	60020095
HIB Mode	Mobile Measurement	Impedance	32 Ohm
Gain out 1	-40.00 dB	Gain out 2	0.00 dB
Gain in 1	0.00 dB	Gain in 2	0.00 dB
Mic 1 Power Supply	Off	Mic 2 Power Supply	Off

5.2 RCV Distortion and Noise - 1600 Hz NB

TIA-5050 (2018-01) \ Measurements \ Narrowband \ 5.2 Receive Distortion and Noise 8N



Distortion (Noise) RCV (packed): 45.97 dB (0.50%) Ok

Ok

2024/1/16 14:20 ACQUA 5.1.200

Unmodified HEAD acoustics Measurement Descriptor

Limits

	lower
Run 1	20.00 dB

Meas. Setting off

Underlying Standard: TIA-5050 (2018-01)

Database Version: 40_HAC_Suite_Rev03

Source: act_rpn_b250ms_1600hz_sr20dbm0_v02.dat

Level adj. Ch1 -90.0 dB

Calibration

Input ch.2: 0.49 dB 2023/11/1 (HATS 1 (HMS II.3))

Output ch.2: 0.00 dB 2023/6/27 (Radio Tester 1 (CMW500))

HHP IV Settings (Setting: STD:(0,0,0) rel AHP)

MECRP Delta Ye	0.0 mm	Rotation Delta A	0.0 °
MECRP Delta Ze	0.0 mm	Rotation Delta C	0.0 °
Delta Xe	0.0 mm	Rotation Delta B	5.0 °
Delta Ye	0.0 mm	Delta A	0.0 °
		Delta C	0.0 °

Delta Ze	0.0 mm	Delta B	0.0 °
Ym	-3.5 mm	Ear Type	3.3 Coordinates

Mounting: Right Ear
Force to apply: 8.0 N, Force reached: 8.0 N

Output Equalization/Filter

Mouth Eq. Ch.1: HATS 1 (HMS II.3)

Analysis

Direction	Out 2 -> In 2		
Range start	13550.00 ms	Range length	200.00 ms
Number of seq.	10	Sequence length	400.00 ms
Use FIR Filter	Ch2	FIR filter	drp2ff_ieee1652
DRP/ERP Ch.1:	Off	DRP/ERP Ch.2:	Off
Frequency base	Transformation		
FFT size	9600	Overlap	0 %
Window function.	Hanning	Smooth	Off
dB weighting	A Weighting		
Stimulus min.	1375.0 Hz	Stimulus max.	1815.0 Hz
Analysis min.	20.0 Hz	Analysis max.	1370.0 Hz
Analysis (2) min.	1820.0 Hz	Analysis (2) max.	20000.0 Hz

Special Features

Compensate delay 104.1000 ms (D_RCV_NB, Delay (Cross))
Store to variable RCVNB10_1600Hz

Hardware Config Settings

Used Setting HEAD 2G3G labCORE NetSim

labCORE Settings

labCORE Serial	77000207	Nickname	
Firmware	3.4.17	Sync Source	Internal
Clock Pitch	0.00 ppm		

labCORE Routing

Out Channel 1 -> Power Amp. (Slot 10) 1 -> HATS 1 (HMS II.3) Speaker
Out Channel 2 -> Analog Out 1/2 2 -> Radio Tester 1 (CMW500) In
In Channel 1 <- Analog In 1/2 In 1 <- Radio Tester 1 (CMW500) Out
In Channel 2 <- BEQ Filter 1 R <- Mic Amp. (Slot 6) In 2 <- HATS 1 (HMS II.3) Mic. Right

Analog In Mainboard Settings (Analog In 1/2)

Range Ch. 1	0.00 dB	Ch. 0 Float	On
Range Ch. 2	0.00 dB	Ch. 1 Float	On

Analog Out Mainboard Settings (Analog Out 1/2)

Range Ch. 1	0.00 dB	Range Ch. 2	0.00 dB
-------------	---------	-------------	---------

Microphone Settings (Mic Amp. (Slot 6))

Channel In 1 Settings			
Range	114 dB[SPL] @ 12.5 mV/Pa	Highpass	Off
Polarisation Voltage	200V	Supply Voltage	±60V
Channel In 2 Settings			
Range	114 dB[SPL] @ 12.5 mV/Pa	Highpass	20Hz
Polarisation Voltage	200V	Supply Voltage	±60V
Channel In 3 Settings			
Range	114 dB[SPL] @ 12.5 mV/Pa	Highpass	Off
Polarisation Voltage	200V	Supply Voltage	±60V
Channel In 4 Settings			
Range	114 dB[SPL] @ 12.5 mV/Pa	Highpass	Off
Polarisation Voltage	200V	Supply Voltage	±60V

BEQ Settings (BEQ Filter 1)

Block mode Bypass

Artificial Head Settings (HATS 1 (HMS II.3))

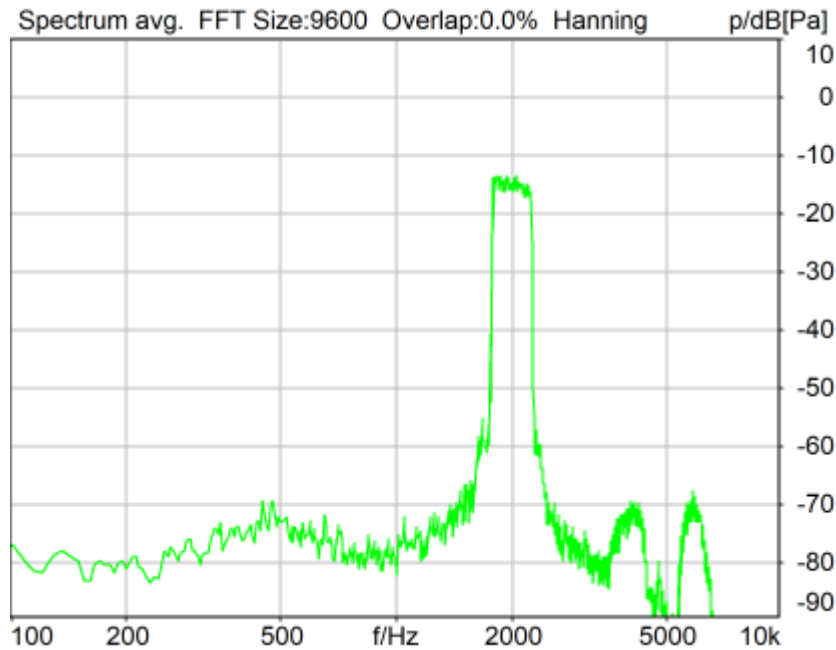
Ser. Nr.	12306613	Pinna Type	Type 3.3
----------	----------	------------	----------

HIB Settings

HIB Name	60020095	Serial	60020095
HIB Mode	Mobile Measurement	Impedance	32 Ohm
Gain out 1	-40.00 dB	Gain out 2	0.00 dB
Gain in 1	0.00 dB	Gain in 2	0.00 dB
Mic 1 Power Supply	Off	Mic 2 Power Supply	Off

5.2 RCV Distortion and Noise - 2000 Hz NB

TIA-5050 (2018-01) \ Measurements \ Narrowband \ 5.2 Receive Distortion and Noise 8N



Distortion (Noise) RCV (packed): 44.54 dB (0.59%) Ok

Ok

2024/1/16 14:21 ACQUA 5.1.200

Unmodified HEAD acoustics Measurement Descriptor

Limits

	lower
Run 1	20.00 dB

Meas. Setting off

Underlying Standard: TIA-5050 (2018-01)

Database Version: 40_HAC_Suite_Rev03

Source: act_rpn_b250ms_2000hz_sr20dbm0_v02.dat

Level adj. Ch1 -90.0 dB

Calibration

Input ch.2: 0.49 dB 2023/11/1 (HATS 1 (HMS II.3))

Output ch.2: 0.00 dB 2023/6/27 (Radio Tester 1 (CMW500))

HHP IV Settings (Setting: STD:(0,0,0) rel AHP)

MECRP Delta Ye	0.0 mm	Rotation Delta A	0.0 °
MECRP Delta Ze	0.0 mm	Rotation Delta C	0.0 °
Delta Xe	0.0 mm	Rotation Delta B	5.0 °
Delta Ye	0.0 mm	Delta A	0.0 °
		Delta C	0.0 °

Delta Ze	0.0 mm	Delta B	0.0 °
Ym	-3.5 mm	Ear Type	3.3 Coordinates

Mounting: Right Ear
Force to apply: 8.0 N, Force reached: 8.0 N

Output Equalization/Filter

Mouth Eq. Ch.1: HATS 1 (HMS II.3)

Analysis

Direction	Out 2 -> In 2		
Range start	13550.00 ms	Range length	200.00 ms
Number of seq.	10	Sequence length	400.00 ms
Use FIR Filter	Ch2	FIR filter	drp2ff_ieee1652
DRP/ERP Ch.1:	Off	DRP/ERP Ch.2:	Off
Frequency base	Transformation		
FFT size	9600	Overlap	0 %
Window function.	Hanning	Smooth	Off
dB weighting	A Weighting		
Stimulus min.	1745.0 Hz	Stimulus max.	2275.0 Hz
Analysis min.	20.0 Hz	Analysis max.	1740.0 Hz
Analysis (2) min.	2280.0 Hz	Analysis (2) max.	20000.0 Hz

Special Features

Compensate delay 104.1000 ms (D_RCV_NB, Delay (Cross))
Store to variable RCVNB10_2000Hz

Hardware Config Settings

Used Setting HEAD 2G3G labCORE NetSim

labCORE Settings

labCORE Serial	77000207	Nickname	
Firmware	3.4.17	Sync Source	Internal
Clock Pitch	0.00 ppm		

labCORE Routing

Out Channel 1 -> Power Amp. (Slot 10) 1 -> HATS 1 (HMS II.3) Speaker
Out Channel 2 -> Analog Out 1/2 2 -> Radio Tester 1 (CMW500) In
In Channel 1 <- Analog In 1/2 In 1 <- Radio Tester 1 (CMW500) Out
In Channel 2 <- BEQ Filter 1 R <- Mic Amp. (Slot 6) In 2 <- HATS 1 (HMS II.3) Mic. Right

Analog In Mainboard Settings (Analog In 1/2)

Range Ch. 1	0.00 dB	Ch. 0 Float	On
Range Ch. 2	0.00 dB	Ch. 1 Float	On

Analog Out Mainboard Settings (Analog Out 1/2)

Range Ch. 1	0.00 dB	Range Ch. 2	0.00 dB
-------------	---------	-------------	---------

Microphone Settings (Mic Amp. (Slot 6))

Channel In 1 Settings			
Range	114 dB[SPL] @ 12.5 mV/Pa	Highpass	Off
Polarisation Voltage	200V	Supply Voltage	±60V
Channel In 2 Settings			
Range	114 dB[SPL] @ 12.5 mV/Pa	Highpass	20Hz
Polarisation Voltage	200V	Supply Voltage	±60V
Channel In 3 Settings			
Range	114 dB[SPL] @ 12.5 mV/Pa	Highpass	Off
Polarisation Voltage	200V	Supply Voltage	±60V
Channel In 4 Settings			
Range	114 dB[SPL] @ 12.5 mV/Pa	Highpass	Off
Polarisation Voltage	200V	Supply Voltage	±60V

BEQ Settings (BEQ Filter 1)

Block mode Bypass

Artificial Head Settings (HATS 1 (HMS II.3))

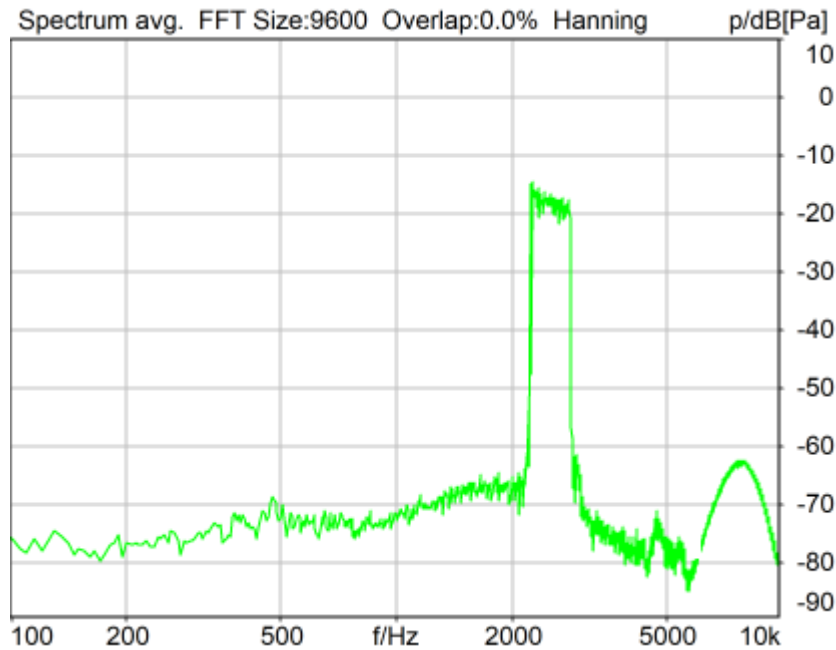
Ser. Nr.	12306613	Pinna Type	Type 3.3
----------	----------	------------	----------

HIB Settings

HIB Name	60020095	Serial	60020095
HIB Mode	Mobile Measurement	Impedance	32 Ohm
Gain out 1	-40.00 dB	Gain out 2	0.00 dB
Gain in 1	0.00 dB	Gain in 2	0.00 dB
Mic 1 Power Supply	Off	Mic 2 Power Supply	Off

5.2 RCV Distortion and Noise - 2500 Hz NB

TIA-5050 (2018-01) \ Measurements \ Narrowband \ 5.2 Receive Distortion and Noise 8N



Distortion (Noise) RCV (packed): 38.50 dB (1.19%) Ok

Ok

2024/1/16 14:21 ACQUA 5.1.200

Unmodified HEAD acoustics Measurement Descriptor

Limits

	lower
Run 1	20.00 dB

Meas. Setting off

Underlying Standard: TIA-5050 (2018-01)

Database Version: 40_HAC_Suite_Rev03

Source: act_rpn_b250ms_2500hz_sr20dbm0_v02.dat

Level adj. Ch1 -90.0 dB

Calibration

Input ch.2: 0.49 dB 2023/11/1 (HATS 1 (HMS II.3))

Output ch.2: 0.00 dB 2023/6/27 (Radio Tester 1 (CMW500))

HHP IV Settings (Setting: STD:(0,0,0) rel AHP)

MECRP Delta Ye	0.0 mm	Rotation Delta A	0.0 °
MECRP Delta Ze	0.0 mm	Rotation Delta C	0.0 °
Delta Xe	0.0 mm	Rotation Delta B	5.0 °
Delta Ye	0.0 mm	Delta A	0.0 °
		Delta C	0.0 °

Delta Ze	0.0 mm	Delta B	0.0 °
Ym	-3.5 mm	Ear Type	3.3 Coordinates

Mounting: Right Ear
Force to apply: 8.0 N, Force reached: 8.0 N

Output Equalization/Filter

Mouth Eq. Ch.1: HATS 1 (HMS II.3)

Analysis

Direction	Out 2 -> In 2		
Range start	13550.00 ms	Range length	200.00 ms
Number of seq.	10	Sequence length	400.00 ms
Use FIR Filter	Ch2	FIR filter	drp2ff_ieee1652
DRP/ERP Ch.1:	Off	DRP/ERP Ch.2:	Off
Frequency base	Transformation		
FFT size	9600	Overlap	0 %
Window function.	Hanning	Smooth	Off
dB weighting	A Weighting		
Stimulus min.	2205.0 Hz	Stimulus max.	2855.0 Hz
Analysis min.	20.0 Hz	Analysis max.	2200.0 Hz
Analysis (2) min.	2860.0 Hz	Analysis (2) max.	20000.0 Hz

Special Features

Compensate delay 104.1000 ms (D_RCV_NB, Delay (Cross))
Store to variable RCVNB10_2500Hz

Hardware Config Settings

Used Setting HEAD 2G3G labCORE NetSim

labCORE Settings

labCORE Serial	77000207	Nickname	
Firmware	3.4.17	Sync Source	Internal
Clock Pitch	0.00 ppm		

labCORE Routing

Out Channel 1 -> Power Amp. (Slot 10) 1 -> HATS 1 (HMS II.3) Speaker
Out Channel 2 -> Analog Out 1/2 2 -> Radio Tester 1 (CMW500) In
In Channel 1 <- Analog In 1/2 In 1 <- Radio Tester 1 (CMW500) Out
In Channel 2 <- BEQ Filter 1 R <- Mic Amp. (Slot 6) In 2 <- HATS 1 (HMS II.3) Mic. Right

Analog In Mainboard Settings (Analog In 1/2)

Range Ch. 1	0.00 dB	Ch. 0 Float	On
Range Ch. 2	0.00 dB	Ch. 1 Float	On

Analog Out Mainboard Settings (Analog Out 1/2)

Range Ch. 1	0.00 dB	Range Ch. 2	0.00 dB
-------------	---------	-------------	---------

Microphone Settings (Mic Amp. (Slot 6))

Channel In 1 Settings			
Range	114 dB[SPL] @ 12.5 mV/Pa	Highpass	Off
Polarisation Voltage	200V	Supply Voltage	±60V
Channel In 2 Settings			
Range	114 dB[SPL] @ 12.5 mV/Pa	Highpass	20Hz
Polarisation Voltage	200V	Supply Voltage	±60V
Channel In 3 Settings			
Range	114 dB[SPL] @ 12.5 mV/Pa	Highpass	Off
Polarisation Voltage	200V	Supply Voltage	±60V
Channel In 4 Settings			
Range	114 dB[SPL] @ 12.5 mV/Pa	Highpass	Off
Polarisation Voltage	200V	Supply Voltage	±60V

BEQ Settings (BEQ Filter 1)

Block mode Bypass

Artificial Head Settings (HATS 1 (HMS II.3))

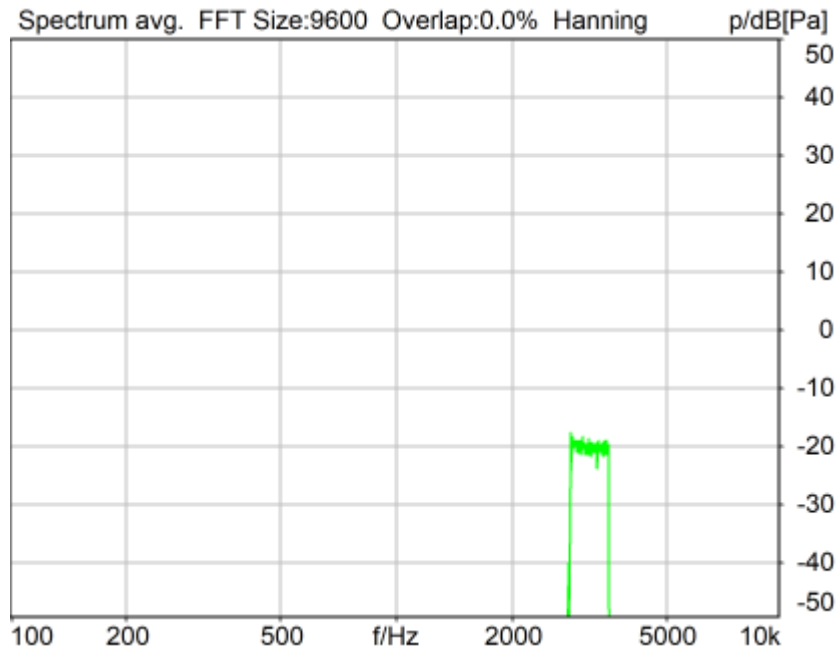
Ser. Nr.	12306613	Pinna Type	Type 3.3
----------	----------	------------	----------

HIB Settings

HIB Name	60020095	Serial	60020095
HIB Mode	Mobile Measurement	Impedance	32 Ohm
Gain out 1	-40.00 dB	Gain out 2	0.00 dB
Gain in 1	0.00 dB	Gain in 2	0.00 dB
Mic 1 Power Supply	Off	Mic 2 Power Supply	Off

5.2 RCV Distortion and Noise - 3150 Hz NB

TIA-5050 (2018-01) \ Measurements \ Narrowband \ 5.2 Receive Distortion and Noise 8N



Distortion (Noise) RCV (packed): 37.43 dB (1.34%) Ok

Ok

2024/1/16 14:21 ACQUA 5.1.200

Unmodified HEAD acoustics Measurement Descriptor

Limits

	lower
Run 1	20.00 dB

Meas. Setting off

Underlying Standard: TIA-5050 (2018-01)

Database Version: 40_HAC_Suite_Rev03

Source: act_rpn_b250ms_3150hz_sr20dbm0_v02.dat

Level adj. Ch1 -90.0 dB

Calibration

Input ch.2: 0.49 dB 2023/11/1 (HATS 1 (HMS II.3))

Output ch.2: 0.00 dB 2023/6/27 (Radio Tester 1 (CMW500))

HHP IV Settings (Setting: STD:(0,0,0) rel AHP)

MECRP Delta Ye	0.0 mm	Rotation Delta A	0.0 °
MECRP Delta Ze	0.0 mm	Rotation Delta C	0.0 °
Delta Xe	0.0 mm	Rotation Delta B	5.0 °
Delta Ye	0.0 mm	Delta A	0.0 °
		Delta C	0.0 °

Delta Ze	0.0 mm	Delta B	0.0 °
Ym	-3.5 mm	Ear Type	3.3 Coordinates

Mounting: Right Ear
Force to apply: 8.0 N, Force reached: 8.0 N

Output Equalization/Filter

Mouth Eq. Ch.1: HATS 1 (HMS II.3)

Analysis

Direction	Out 2 -> In 2		
Range start	13550.00 ms	Range length	200.00 ms
Number of seq.	10	Sequence length	400.00 ms
Use FIR Filter	Ch2	FIR filter	drp2ff_ieee1652
DRP/ERP Ch.1:	Off	DRP/ERP Ch.2:	Off
Frequency base	Transformation		
FFT size	9600	Overlap	0 %
Window function.	Hanning	Smooth	Off
dB weighting	A Weighting		
Stimulus min.	2785.0 Hz	Stimulus max.	3585.0 Hz
Analysis min.	20.0 Hz	Analysis max.	2780.0 Hz
Analysis (2) min.	3590.0 Hz	Analysis (2) max.	20000.0 Hz

Special Features

Compensate delay 104.1000 ms (D_RCV_NB, Delay (Cross))
Store to variable RCVNB10_3150Hz

Hardware Config Settings

Used Setting HEAD 2G3G labCORE NetSim

labCORE Settings

labCORE Serial	77000207	Nickname	
Firmware	3.4.17	Sync Source	Internal
Clock Pitch	0.00 ppm		

labCORE Routing

Out Channel 1 -> Power Amp. (Slot 10) 1 -> HATS 1 (HMS II.3) Speaker
Out Channel 2 -> Analog Out 1/2 2 -> Radio Tester 1 (CMW500) In
In Channel 1 <- Analog In 1/2 In 1 <- Radio Tester 1 (CMW500) Out
In Channel 2 <- BEQ Filter 1 R <- Mic Amp. (Slot 6) In 2 <- HATS 1 (HMS II.3) Mic. Right

Analog In Mainboard Settings (Analog In 1/2)

Range Ch. 1	0.00 dB	Ch. 0 Float	On
Range Ch. 2	0.00 dB	Ch. 1 Float	On

Analog Out Mainboard Settings (Analog Out 1/2)

Range Ch. 1	0.00 dB	Range Ch. 2	0.00 dB
-------------	---------	-------------	---------

Microphone Settings (Mic Amp. (Slot 6))

Channel In 1 Settings

Range	114 dB[SPL] @ 12.5 mV/Pa	Highpass	Off
Polarisation Voltage	200V	Supply Voltage	±60V

Channel In 2 Settings

Range	114 dB[SPL] @ 12.5 mV/Pa	Highpass	20Hz
Polarisation Voltage	200V	Supply Voltage	±60V

Channel In 3 Settings

Range	114 dB[SPL] @ 12.5 mV/Pa	Highpass	Off
Polarisation Voltage	200V	Supply Voltage	±60V

Channel In 4 Settings

Range	114 dB[SPL] @ 12.5 mV/Pa	Highpass	Off
Polarisation Voltage	200V	Supply Voltage	±60V

BEQ Settings (BEQ Filter 1)

Block mode Bypass

Artificial Head Settings (HATS 1 (HMS II.3))

Ser. Nr. 12306613 Pinna Type Type 3.3

HIB Settings

HIB Name	60020095	Serial	60020095
HIB Mode	Mobile Measurement	Impedance	32 Ohm
Gain out 1	-40.00 dB	Gain out 2	0.00 dB
Gain in 1	0.00 dB	Gain in 2	0.00 dB
Mic 1 Power Supply	Off	Mic 2 Power Supply	Off

Report - Receive Distortion and Noise (Conversational Gain)

TIA-5050 (2018-01) \ Measurements \ Narrowband \ 5.2 Receive Distortion and Noise 8N

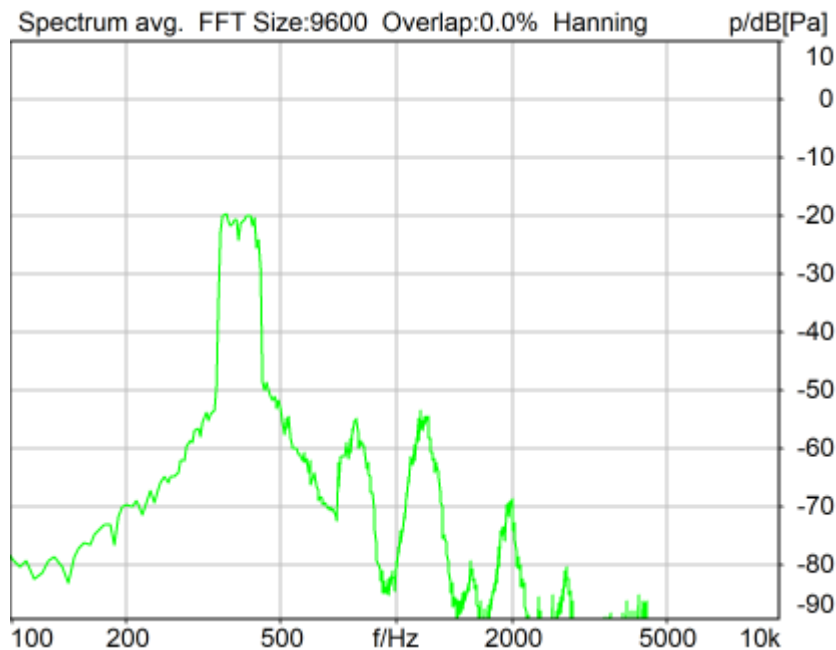
Region	Frequency	SDNR
1	400Hz	30.31 dB
2	500Hz	29.74 dB
3	630Hz	25.68 dB
4	800Hz	33.36 dB
5	1000Hz	40.06 dB
6	1250Hz	31.98 dB
7	1600Hz	45.97 dB
8	2000Hz	44.54 dB
9	2500Hz	38.50 dB
10	3150Hz	37.43 dB

All SDNRs were greater than 20.0 dB, requirement was met.
Smallest SDNR was 25.68dB at 630Hz.

2024/1/16 14:22 ACQUA

5.2 RCV Distortion and Noise - 400 Hz NB

TIA-5050 (2018-01) \ Measurements \ Narrowband \ 5.2 Receive Distortion and Noise 2N



Distortion (Noise) RCV (packed): 30.34 dB (3.04%) Ok

Ok

2024/1/16 14:24 ACQUA 5.1.200

Unmodified HEAD acoustics Measurement Descriptor

Limits

	lower
Run 1	20.00 dB

Meas. Setting off

Underlying Standard: TIA-5050 (2018-01)

Database Version: 40_HAC_Suite_Rev03

Source: act_rpn_b250ms_400hz_sr20dbm0_v02.dat

Level adj. Ch1 -90.0 dB

Calibration

Input ch.2: 0.49 dB 2023/11/1 (HATS 1 (HMS II.3))

Output ch.2: 0.00 dB 2023/6/27 (Radio Tester 1 (CMW500))

HHP IV Settings (Setting: STD:(0,0,0) rel AHP)

MECRP Delta Ye	0.0 mm	Rotation Delta A	0.0 °
MECRP Delta Ze	0.0 mm	Rotation Delta C	0.0 °
Delta Xe	0.0 mm	Rotation Delta B	5.0 °
Delta Ye	0.0 mm	Delta A	0.0 °
		Delta C	0.0 °

Delta Ze	0.0 mm	Delta B	0.0 °
Ym	-0.4 mm	Ear Type	3.3 Coordinates

Mounting: Right Ear
Force to apply: 2.0 N, Force reached: 2.0 N

Output Equalization/Filter

Mouth Eq. Ch.1: HATS 1 (HMS II.3)

Analysis

Direction	Out 2 -> In 2	Range length	200.00 ms
Range start	13550.00 ms	Sequence length	400.00 ms
Number of seq.	10	FIR filter	drp2ff_ieee1652
Use FIR Filter	Ch2	DRP/ERP Ch.2:	Off
DRP/ERP Ch.1:	Off	Frequency base	Transformation
Frequency base	Transformation	FFT size	9600
FFT size	9600	Overlap	0 %
Window function.	Hanning	Smooth	Off
dB weighting	A Weighting	Stimulus max.	480.0 Hz
Stimulus min.	320.0 Hz	Analysis max.	315.0 Hz
Analysis min.	20.0 Hz	Analysis (2) max.	20000.0 Hz
Analysis (2) min.	485.0 Hz		

Special Features

Compensate delay 104.1000 ms (D_RCV_NB, Delay (Cross))
Store to variable RCVNB10_400Hz

Hardware Config Settings

Used Setting HEAD 2G3G labCORE NetSim

labCORE Settings

labCORE Serial	77000207	Nickname	
Firmware	3.4.17	Sync Source	Internal
Clock Pitch	0.00 ppm		

labCORE Routing

Out Channel 1 -> Power Amp. (Slot 10) 1 -> HATS 1 (HMS II.3) Speaker
Out Channel 2 -> Analog Out 1/2 2 -> Radio Tester 1 (CMW500) In
In Channel 1 <- Analog In 1/2 In 1 <- Radio Tester 1 (CMW500) Out
In Channel 2 <- BEQ Filter 1 R <- Mic Amp. (Slot 6) In 2 <- HATS 1 (HMS II.3) Mic. Right

Analog In Mainboard Settings (Analog In 1/2)

Range Ch. 1	0.00 dB	Ch. 0 Float	On
Range Ch. 2	0.00 dB	Ch. 1 Float	On

Analog Out Mainboard Settings (Analog Out 1/2)

Range Ch. 1	0.00 dB	Range Ch. 2	0.00 dB
-------------	---------	-------------	---------

Microphone Settings (Mic Amp. (Slot 6))

Channel In 1 Settings			
Range	114 dB[SPL] @ 12.5 mV/Pa	Highpass	Off
Polarisation Voltage	200V	Supply Voltage	±60V
Channel In 2 Settings			
Range	114 dB[SPL] @ 12.5 mV/Pa	Highpass	20Hz
Polarisation Voltage	200V	Supply Voltage	±60V
Channel In 3 Settings			
Range	114 dB[SPL] @ 12.5 mV/Pa	Highpass	Off
Polarisation Voltage	200V	Supply Voltage	±60V
Channel In 4 Settings			
Range	114 dB[SPL] @ 12.5 mV/Pa	Highpass	Off
Polarisation Voltage	200V	Supply Voltage	±60V

BEQ Settings (BEQ Filter 1)

Block mode Bypass

Artificial Head Settings (HATS 1 (HMS II.3))

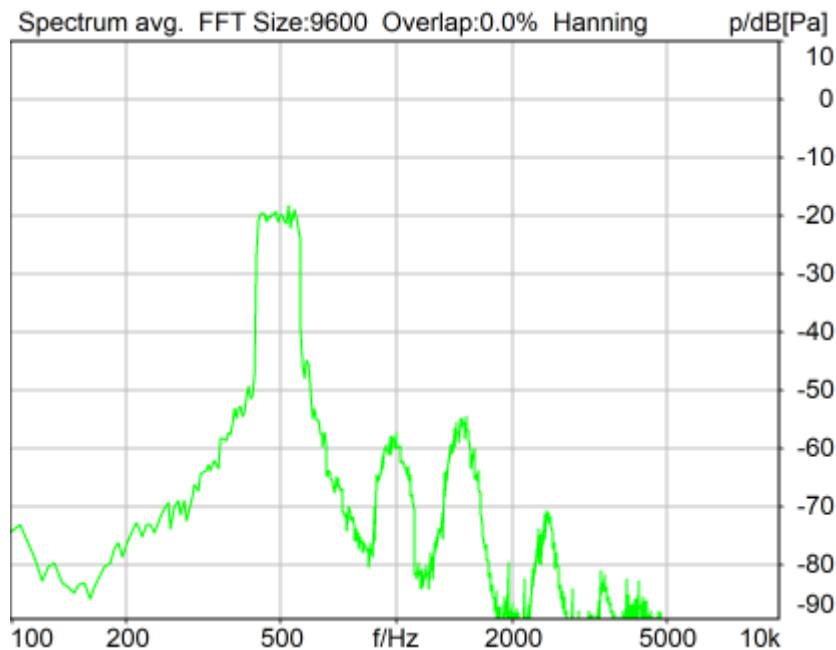
Ser. Nr.	12306613	Pinna Type	Type 3.3
----------	----------	------------	----------

HIB Settings

HIB Name	60020095	Serial	60020095
HIB Mode	Mobile Measurement	Impedance	32 Ohm
Gain out 1	-40.00 dB	Gain out 2	0.00 dB
Gain in 1	0.00 dB	Gain in 2	0.00 dB
Mic 1 Power Supply	Off	Mic 2 Power Supply	Off

5.2 RCV Distortion and Noise - 500 Hz NB

TIA-5050 (2018-01) \ Measurements \ Narrowband \ 5.2 Receive Distortion and Noise 2N



Distortion (Noise) RCV (packed): 31.29 dB (2.73%) Ok

Ok

2024/1/16 14:24 ACQUA 5.1.200

Unmodified HEAD acoustics Measurement Descriptor

Limits

	lower
Run 1	20.00 dB

Meas. Setting off

Underlying Standard: TIA-5050 (2018-01)

Database Version: 40_HAC_Suite_Rev03

Source: act_rpn_b250ms_500hz_sr20dbm0_v02.dat

Level adj. Ch1 -90.0 dB

Calibration

Input ch.2: 0.49 dB 2023/11/1 (HATS 1 (HMS II.3))

Output ch.2: 0.00 dB 2023/6/27 (Radio Tester 1 (CMW500))

HHP IV Settings (Setting: STD:(0,0,0) rel AHP)

MECRP Delta Ye	0.0 mm	Rotation Delta A	0.0 °
MECRP Delta Ze	0.0 mm	Rotation Delta C	0.0 °
Delta Xe	0.0 mm	Rotation Delta B	5.0 °
Delta Ye	0.0 mm	Delta A	0.0 °
		Delta C	0.0 °

Delta Ze	0.0 mm	Delta B	0.0 °
Ym	-0.4 mm	Ear Type	3.3 Coordinates

Mounting: Right Ear
Force to apply: 2.0 N, Force reached: 2.0 N

Output Equalization/Filter

Mouth Eq. Ch.1: HATS 1 (HMS II.3)

Analysis

Direction	Out 2 -> In 2		
Range start	13550.00 ms	Range length	200.00 ms
Number of seq.	10	Sequence length	400.00 ms
Use FIR Filter	Ch2	FIR filter	drp2ff_ieee1652
DRP/ERP Ch.1:	Off	DRP/ERP Ch.2:	Off
Frequency base	Transformation		
FFT size	9600	Overlap	0 %
Window function.	Hanning	Smooth	Off
dB weighting	A Weighting		
Stimulus min.	410.0 Hz	Stimulus max.	595.0 Hz
Analysis min.	20.0 Hz	Analysis max.	405.0 Hz
Analysis (2) min.	600.0 Hz	Analysis (2) max.	20000.0 Hz

Special Features

Compensate delay 104.1000 ms (D_RCV_NB, Delay (Cross))
Store to variable RCVNB10_500Hz

Hardware Config Settings

Used Setting HEAD 2G3G labCORE NetSim

labCORE Settings

labCORE Serial	77000207	Nickname	
Firmware	3.4.17	Sync Source	Internal
Clock Pitch	0.00 ppm		

labCORE Routing

Out Channel 1 -> Power Amp. (Slot 10) 1 -> HATS 1 (HMS II.3) Speaker
Out Channel 2 -> Analog Out 1/2 2 -> Radio Tester 1 (CMW500) In
In Channel 1 <- Analog In 1/2 In 1 <- Radio Tester 1 (CMW500) Out
In Channel 2 <- BEQ Filter 1 R <- Mic Amp. (Slot 6) In 2 <- HATS 1 (HMS II.3) Mic. Right

Analog In Mainboard Settings (Analog In 1/2)

Range Ch. 1	0.00 dB	Ch. 0 Float	On
Range Ch. 2	0.00 dB	Ch. 1 Float	On

Analog Out Mainboard Settings (Analog Out 1/2)

Range Ch. 1	0.00 dB	Range Ch. 2	0.00 dB
-------------	---------	-------------	---------

Microphone Settings (Mic Amp. (Slot 6))

Channel In 1 Settings

Range	114 dB[SPL] @ 12.5 mV/Pa	Highpass	Off
Polarisation Voltage	200V	Supply Voltage	±60V

Channel In 2 Settings

Range	114 dB[SPL] @ 12.5 mV/Pa	Highpass	20Hz
Polarisation Voltage	200V	Supply Voltage	±60V

Channel In 3 Settings

Range	114 dB[SPL] @ 12.5 mV/Pa	Highpass	Off
Polarisation Voltage	200V	Supply Voltage	±60V

Channel In 4 Settings

Range	114 dB[SPL] @ 12.5 mV/Pa	Highpass	Off
Polarisation Voltage	200V	Supply Voltage	±60V

BEQ Settings (BEQ Filter 1)

Block mode Bypass

Artificial Head Settings (HATS 1 (HMS II.3))

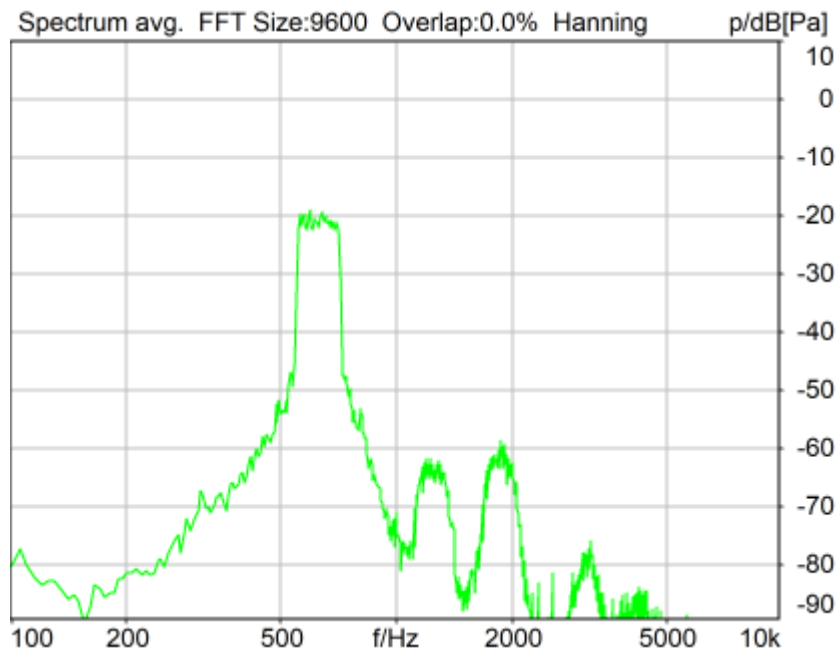
Ser. Nr.	12306613	Pinna Type	Type 3.3
----------	----------	------------	----------

HIB Settings

HIB Name	60020095	Serial	60020095
HIB Mode	Mobile Measurement	Impedance	32 Ohm
Gain out 1	-40.00 dB	Gain out 2	0.00 dB
Gain in 1	0.00 dB	Gain in 2	0.00 dB
Mic 1 Power Supply	Off	Mic 2 Power Supply	Off

5.2 RCV Distortion and Noise - 630 Hz NB

TIA-5050 (2018-01) \ Measurements \ Narrowband \ 5.2 Receive Distortion and Noise 2N



Distortion (Noise) RCV (packed): 32.23 dB (2.45%) Ok

Ok

2024/1/16 14:25 ACQUA 5.1.200

Unmodified HEAD acoustics Measurement Descriptor

Limits

	lower
Run 1	20.00 dB

Meas. Setting off

Underlying Standard: TIA-5050 (2018-01)

Database Version: 40_HAC_Suite_Rev03

Source: act_rpn_b250ms_630hz_sr20dbm0_v02.dat

Level adj. Ch1 -90.0 dB

Calibration

Input ch.2: 0.49 dB 2023/11/1 (HATS 1 (HMS II.3))

Output ch.2: 0.00 dB 2023/6/27 (Radio Tester 1 (CMW500))

HHP IV Settings (Setting: STD:(0,0,0) rel AHP)

MECRP Delta Ye	0.0 mm	Rotation Delta A	0.0 °
MECRP Delta Ze	0.0 mm	Rotation Delta C	0.0 °
Delta Xe	0.0 mm	Rotation Delta B	5.0 °
Delta Ye	0.0 mm	Delta A	0.0 °
		Delta C	0.0 °

Delta Ze	0.0 mm	Delta B	0.0 °
Ym	-0.4 mm	Ear Type	3.3 Coordinates

Mounting: Right Ear
Force to apply: 2.0 N, Force reached: 2.0 N

Output Equalization/Filter

Mouth Eq. Ch.1: HATS 1 (HMS II.3)

Analysis

Direction	Out 2 -> In 2		
Range start	13550.00 ms	Range length	200.00 ms
Number of seq.	10	Sequence length	400.00 ms
Use FIR Filter	Ch2	FIR filter	drp2ff_ieee1652
DRP/ERP Ch.1:	Off	DRP/ERP Ch.2:	Off
Frequency base	Transformation		
FFT size	9600	Overlap	0 %
Window function.	Hanning	Smooth	Off
dB weighting	A Weighting		
Stimulus min.	525.0 Hz	Stimulus max.	745.0 Hz
Analysis min.	20.0 Hz	Analysis max.	520.0 Hz
Analysis (2) min.	750.0 Hz	Analysis (2) max.	20000.0 Hz

Special Features

Compensate delay 104.1000 ms (D_RCV_NB, Delay (Cross))
Store to variable RCVNB10_630Hz

Hardware Config Settings

Used Setting HEAD 2G3G labCORE NetSim

labCORE Settings

labCORE Serial	77000207	Nickname	
Firmware	3.4.17	Sync Source	Internal
Clock Pitch	0.00 ppm		

labCORE Routing

Out Channel 1 -> Power Amp. (Slot 10) 1 -> HATS 1 (HMS II.3) Speaker
Out Channel 2 -> Analog Out 1/2 2 -> Radio Tester 1 (CMW500) In
In Channel 1 <- Analog In 1/2 In 1 <- Radio Tester 1 (CMW500) Out
In Channel 2 <- BEQ Filter 1 R <- Mic Amp. (Slot 6) In 2 <- HATS 1 (HMS II.3) Mic. Right

Analog In Mainboard Settings (Analog In 1/2)

Range Ch. 1	0.00 dB	Ch. 0 Float	On
Range Ch. 2	0.00 dB	Ch. 1 Float	On

Analog Out Mainboard Settings (Analog Out 1/2)

Range Ch. 1	0.00 dB	Range Ch. 2	0.00 dB
-------------	---------	-------------	---------

Microphone Settings (Mic Amp. (Slot 6))

Channel In 1 Settings

Range	114 dB[SPL] @ 12.5 mV/Pa	Highpass	Off
Polarisation Voltage	200V	Supply Voltage	±60V

Channel In 2 Settings

Range	114 dB[SPL] @ 12.5 mV/Pa	Highpass	20Hz
Polarisation Voltage	200V	Supply Voltage	±60V

Channel In 3 Settings

Range	114 dB[SPL] @ 12.5 mV/Pa	Highpass	Off
Polarisation Voltage	200V	Supply Voltage	±60V

Channel In 4 Settings

Range	114 dB[SPL] @ 12.5 mV/Pa	Highpass	Off
Polarisation Voltage	200V	Supply Voltage	±60V

BEQ Settings (BEQ Filter 1)

Block mode Bypass

Artificial Head Settings (HATS 1 (HMS II.3))

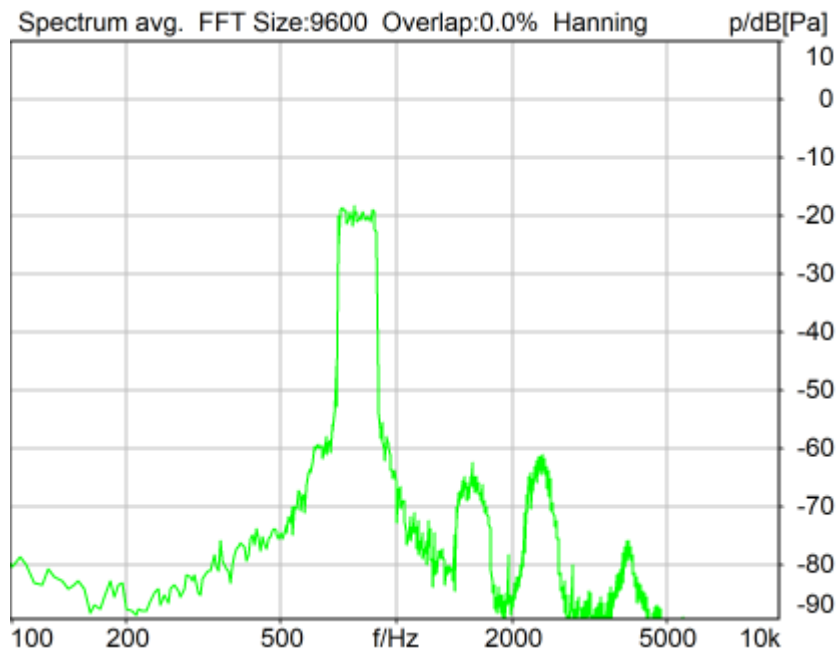
Ser. Nr.	12306613	Pinna Type	Type 3.3
----------	----------	------------	----------

HIB Settings

HIB Name	60020095	Serial	60020095
HIB Mode	Mobile Measurement	Impedance	32 Ohm
Gain out 1	-40.00 dB	Gain out 2	0.00 dB
Gain in 1	0.00 dB	Gain in 2	0.00 dB
Mic 1 Power Supply	Off	Mic 2 Power Supply	Off

5.2 RCV Distortion and Noise - 800 Hz NB

TIA-5050 (2018-01) \ Measurements \ Narrowband \ 5.2 Receive Distortion and Noise 2N



Distortion (Noise) RCV (packed): 36.82 dB (1.44%) Ok

Ok

2024/1/16 14:25 ACQUA 5.1.200

Unmodified HEAD acoustics Measurement Descriptor

Limits

	lower
Run 1	20.00 dB

Meas. Setting off

Underlying Standard: TIA-5050 (2018-01)

Database Version: 40_HAC_Suite_Rev03

Source: act_rpn_b250ms_800hz_sr20dbm0_v02.dat

Level adj. Ch1 -90.0 dB

Calibration

Input ch.2: 0.49 dB 2023/11/1 (HATS 1 (HMS II.3))

Output ch.2: 0.00 dB 2023/6/27 (Radio Tester 1 (CMW500))

HHP IV Settings (Setting: STD:(0,0,0) rel AHP)

MECRP Delta Ye	0.0 mm	Rotation Delta A	0.0 °
MECRP Delta Ze	0.0 mm	Rotation Delta C	0.0 °
Delta Xe	0.0 mm	Rotation Delta B	5.0 °
Delta Ye	0.0 mm	Delta A	0.0 °
		Delta C	0.0 °

Delta Ze	0.0 mm	Delta B	0.0 °
Ym	-0.4 mm	Ear Type	3.3 Coordinates

Mounting: Right Ear
Force to apply: 2.0 N, Force reached: 2.0 N

Output Equalization/Filter

Mouth Eq. Ch.1: HATS 1 (HMS II.3)

Analysis

Direction	Out 2 -> In 2		
Range start	13550.00 ms	Range length	200.00 ms
Number of seq.	10	Sequence length	400.00 ms
Use FIR Filter	Ch2	FIR filter	drp2ff_ieee1652
DRP/ERP Ch.1:	Off	DRP/ERP Ch.2:	Off
Frequency base	Transformation		
FFT size	9600	Overlap	0 %
Window function.	Hanning	Smooth	Off
dB weighting	A Weighting		
Stimulus min.	675.0 Hz	Stimulus max.	925.0 Hz
Analysis min.	20.0 Hz	Analysis max.	670.0 Hz
Analysis (2) min.	930.0 Hz	Analysis (2) max.	20000.0 Hz

Special Features

Compensate delay 104.1000 ms (D_RCV_NB, Delay (Cross))
Store to variable RCVNB10_800Hz

Hardware Config Settings

Used Setting HEAD 2G3G labCORE NetSim

labCORE Settings

labCORE Serial	77000207	Nickname	
Firmware	3.4.17	Sync Source	Internal
Clock Pitch	0.00 ppm		

labCORE Routing

Out Channel 1 -> Power Amp. (Slot 10) 1 -> HATS 1 (HMS II.3) Speaker
Out Channel 2 -> Analog Out 1/2 2 -> Radio Tester 1 (CMW500) In
In Channel 1 <- Analog In 1/2 In 1 <- Radio Tester 1 (CMW500) Out
In Channel 2 <- BEQ Filter 1 R <- Mic Amp. (Slot 6) In 2 <- HATS 1 (HMS II.3) Mic. Right

Analog In Mainboard Settings (Analog In 1/2)

Range Ch. 1	0.00 dB	Ch. 0 Float	On
Range Ch. 2	0.00 dB	Ch. 1 Float	On

Analog Out Mainboard Settings (Analog Out 1/2)

Range Ch. 1	0.00 dB	Range Ch. 2	0.00 dB
-------------	---------	-------------	---------

Microphone Settings (Mic Amp. (Slot 6))

Channel In 1 Settings

Range	114 dB[SPL] @ 12.5 mV/Pa	Highpass	Off
Polarisation Voltage	200V	Supply Voltage	±60V

Channel In 2 Settings

Range	114 dB[SPL] @ 12.5 mV/Pa	Highpass	20Hz
Polarisation Voltage	200V	Supply Voltage	±60V

Channel In 3 Settings

Range	114 dB[SPL] @ 12.5 mV/Pa	Highpass	Off
Polarisation Voltage	200V	Supply Voltage	±60V

Channel In 4 Settings

Range	114 dB[SPL] @ 12.5 mV/Pa	Highpass	Off
Polarisation Voltage	200V	Supply Voltage	±60V

BEQ Settings (BEQ Filter 1)

Block mode Bypass

Artificial Head Settings (HATS 1 (HMS II.3))

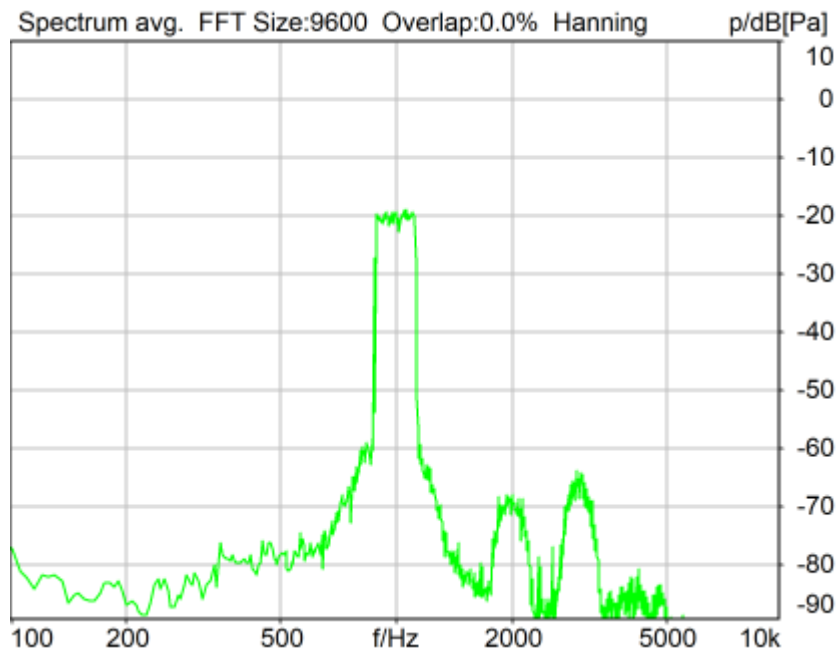
Ser. Nr.	12306613	Pinna Type	Type 3.3
----------	----------	------------	----------

HIB Settings

HIB Name	60020095	Serial	60020095
HIB Mode	Mobile Measurement	Impedance	32 Ohm
Gain out 1	-40.00 dB	Gain out 2	0.00 dB
Gain in 1	0.00 dB	Gain in 2	0.00 dB
Mic 1 Power Supply	Off	Mic 2 Power Supply	Off

5.2 RCV Distortion and Noise - 1000 Hz NB

TIA-5050 (2018-01) \ Measurements \ Narrowband \ 5.2 Receive Distortion and Noise 2N



Distortion (Noise) RCV (packed): 39.28 dB (1.09%) Ok

Ok

2024/1/16 14:26 ACQUA 5.1.200

Unmodified HEAD acoustics Measurement Descriptor

Limits

	lower
Run 1	20.00 dB

Meas. Setting off

Underlying Standard: TIA-5050 (2018-01)

Database Version: 40_HAC_Suite_Rev03

Source: act_rpn_b250ms_1000hz_sr20dbm0_v02.dat

Level adj. Ch1 -90.0 dB

Calibration

Input ch.2: 0.49 dB 2023/11/1 (HATS 1 (HMS II.3))

Output ch.2: 0.00 dB 2023/6/27 (Radio Tester 1 (CMW500))

HHP IV Settings (Setting: STD:(0,0,0) rel AHP)

MECRP Delta Ye	0.0 mm	Rotation Delta A	0.0 °
MECRP Delta Ze	0.0 mm	Rotation Delta C	0.0 °
Delta Xe	0.0 mm	Rotation Delta B	5.0 °
Delta Ye	0.0 mm	Delta A	0.0 °
		Delta C	0.0 °

Delta Ze	0.0 mm	Delta B	0.0 °
Ym	-0.4 mm	Ear Type	3.3 Coordinates

Mounting: Right Ear
Force to apply: 2.0 N, Force reached: 2.0 N

Output Equalization/Filter

Mouth Eq. Ch.1: HATS 1 (HMS II.3)

Analysis

Direction	Out 2 -> In 2		
Range start	13550.00 ms	Range length	200.00 ms
Number of seq.	10	Sequence length	400.00 ms
Use FIR Filter	Ch2	FIR filter	drp2ff_ieee1652
DRP/ERP Ch.1:	Off	DRP/ERP Ch.2:	Off
Frequency base	Transformation		
FFT size	9600	Overlap	0 %
Window function.	Hanning	Smooth	Off
dB weighting	A Weighting		
Stimulus min.	855.0 Hz	Stimulus max.	1155.0 Hz
Analysis min.	20.0 Hz	Analysis max.	850.0 Hz
Analysis (2) min.	1160.0 Hz	Analysis (2) max.	20000.0 Hz

Special Features

Compensate delay 104.1000 ms (D_RCV_NB, Delay (Cross))
Store to variable RCVNB10_1000Hz

Hardware Config Settings

Used Setting HEAD 2G3G labCORE NetSim

labCORE Settings

labCORE Serial	77000207	Nickname	
Firmware	3.4.17	Sync Source	Internal
Clock Pitch	0.00 ppm		

labCORE Routing

Out Channel 1 -> Power Amp. (Slot 10) 1 -> HATS 1 (HMS II.3) Speaker
Out Channel 2 -> Analog Out 1/2 2 -> Radio Tester 1 (CMW500) In
In Channel 1 <- Analog In 1/2 In 1 <- Radio Tester 1 (CMW500) Out
In Channel 2 <- BEQ Filter 1 R <- Mic Amp. (Slot 6) In 2 <- HATS 1 (HMS II.3) Mic. Right

Analog In Mainboard Settings (Analog In 1/2)

Range Ch. 1	0.00 dB	Ch. 0 Float	On
Range Ch. 2	0.00 dB	Ch. 1 Float	On

Analog Out Mainboard Settings (Analog Out 1/2)

Range Ch. 1	0.00 dB	Range Ch. 2	0.00 dB
-------------	---------	-------------	---------

Microphone Settings (Mic Amp. (Slot 6))

Channel In 1 Settings			
Range	114 dB[SPL] @ 12.5 mV/Pa	Highpass	Off
Polarisation Voltage	200V	Supply Voltage	±60V
Channel In 2 Settings			
Range	114 dB[SPL] @ 12.5 mV/Pa	Highpass	20Hz
Polarisation Voltage	200V	Supply Voltage	±60V
Channel In 3 Settings			
Range	114 dB[SPL] @ 12.5 mV/Pa	Highpass	Off
Polarisation Voltage	200V	Supply Voltage	±60V
Channel In 4 Settings			
Range	114 dB[SPL] @ 12.5 mV/Pa	Highpass	Off
Polarisation Voltage	200V	Supply Voltage	±60V

BEQ Settings (BEQ Filter 1)

Block mode Bypass

Artificial Head Settings (HATS 1 (HMS II.3))

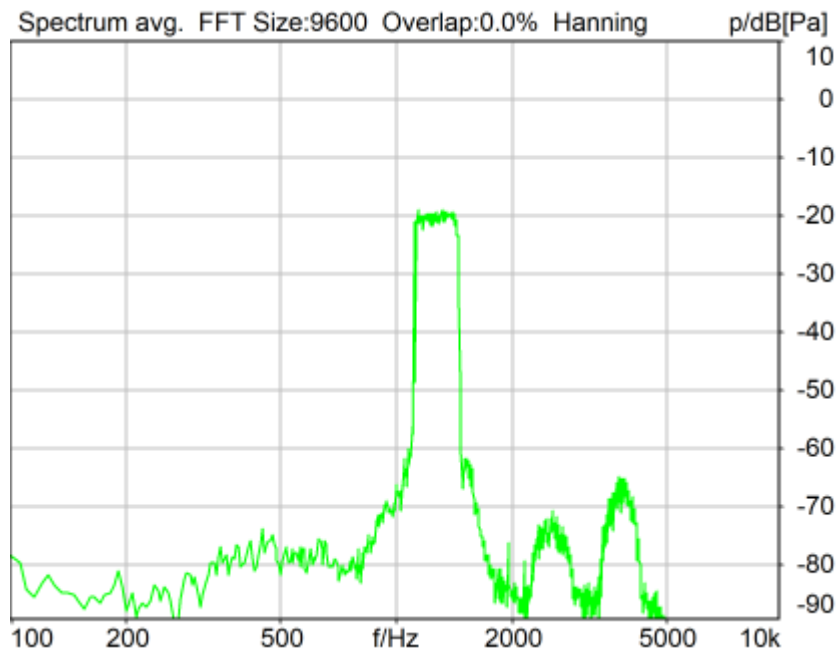
Ser. Nr.	12306613	Pinna Type	Type 3.3
----------	----------	------------	----------

HIB Settings

HIB Name	60020095	Serial	60020095
HIB Mode	Mobile Measurement	Impedance	32 Ohm
Gain out 1	-40.00 dB	Gain out 2	0.00 dB
Gain in 1	0.00 dB	Gain in 2	0.00 dB
Mic 1 Power Supply	Off	Mic 2 Power Supply	Off

5.2 RCV Distortion and Noise - 1250 Hz NB

TIA-5050 (2018-01) \ Measurements \ Narrowband \ 5.2 Receive Distortion and Noise 2N



Distortion (Noise) RCV (packed): 32.08 dB (2.49%) Ok

Ok

2024/1/16 14:26 ACQUA 5.1.200

Unmodified HEAD acoustics Measurement Descriptor

Limits

	lower
Run 1	20.00 dB

Meas. Setting off

Underlying Standard: TIA-5050 (2018-01)

Database Version: 40_HAC_Suite_Rev03

Source: act_rpn_b250ms_1250hz_sr20dbm0_v02.dat

Level adj. Ch1 -90.0 dB

Calibration

Input ch.2: 0.49 dB 2023/11/1 (HATS 1 (HMS II.3))

Output ch.2: 0.00 dB 2023/6/27 (Radio Tester 1 (CMW500))

HHP IV Settings (Setting: STD:(0,0,0) rel AHP)

MECRP Delta Ye	0.0 mm	Rotation Delta A	0.0 °
MECRP Delta Ze	0.0 mm	Rotation Delta C	0.0 °
Delta Xe	0.0 mm	Rotation Delta B	5.0 °
Delta Ye	0.0 mm	Delta A	0.0 °
		Delta C	0.0 °

Delta Ze	0.0 mm	Delta B	0.0 °
Ym	-0.4 mm	Ear Type	3.3 Coordinates

Mounting: Right Ear
Force to apply: 2.0 N, Force reached: 2.0 N

Output Equalization/Filter

Mouth Eq. Ch.1: HATS 1 (HMS II.3)

Analysis

Direction	Out 2 -> In 2		
Range start	13550.00 ms	Range length	200.00 ms
Number of seq.	10	Sequence length	400.00 ms
Use FIR Filter	Ch2	FIR filter	drp2ff_ieee1652
DRP/ERP Ch.1:	Off	DRP/ERP Ch.2:	Off
Frequency base	Transformation		
FFT size	9600	Overlap	0 %
Window function.	Hanning	Smooth	Off
dB weighting	A Weighting		
Stimulus min.	1085.0 Hz	Stimulus max.	1450.0 Hz
Analysis min.	20.0 Hz	Analysis max.	1080.0 Hz
Analysis (2) min.	1455.0 Hz	Analysis (2) max.	20000.0 Hz

Special Features

Compensate delay 104.1000 ms (D_RCV_NB, Delay (Cross))
Store to variable RCVNB10_1250Hz

Hardware Config Settings

Used Setting HEAD 2G3G labCORE NetSim

labCORE Settings

labCORE Serial	77000207	Nickname	
Firmware	3.4.17	Sync Source	Internal
Clock Pitch	0.00 ppm		

labCORE Routing

Out Channel 1 -> Power Amp. (Slot 10) 1 -> HATS 1 (HMS II.3) Speaker
Out Channel 2 -> Analog Out 1/2 2 -> Radio Tester 1 (CMW500) In
In Channel 1 <- Analog In 1/2 In 1 <- Radio Tester 1 (CMW500) Out
In Channel 2 <- BEQ Filter 1 R <- Mic Amp. (Slot 6) In 2 <- HATS 1 (HMS II.3) Mic. Right

Analog In Mainboard Settings (Analog In 1/2)

Range Ch. 1	0.00 dB	Ch. 0 Float	On
Range Ch. 2	0.00 dB	Ch. 1 Float	On

Analog Out Mainboard Settings (Analog Out 1/2)

Range Ch. 1	0.00 dB	Range Ch. 2	0.00 dB
-------------	---------	-------------	---------

Microphone Settings (Mic Amp. (Slot 6))

Channel In 1 Settings			
Range	114 dB[SPL] @ 12.5 mV/Pa	Highpass	Off
Polarisation Voltage	200V	Supply Voltage	±60V
Channel In 2 Settings			
Range	114 dB[SPL] @ 12.5 mV/Pa	Highpass	20Hz
Polarisation Voltage	200V	Supply Voltage	±60V
Channel In 3 Settings			
Range	114 dB[SPL] @ 12.5 mV/Pa	Highpass	Off
Polarisation Voltage	200V	Supply Voltage	±60V
Channel In 4 Settings			
Range	114 dB[SPL] @ 12.5 mV/Pa	Highpass	Off
Polarisation Voltage	200V	Supply Voltage	±60V

BEQ Settings (BEQ Filter 1)

Block mode Bypass

Artificial Head Settings (HATS 1 (HMS II.3))

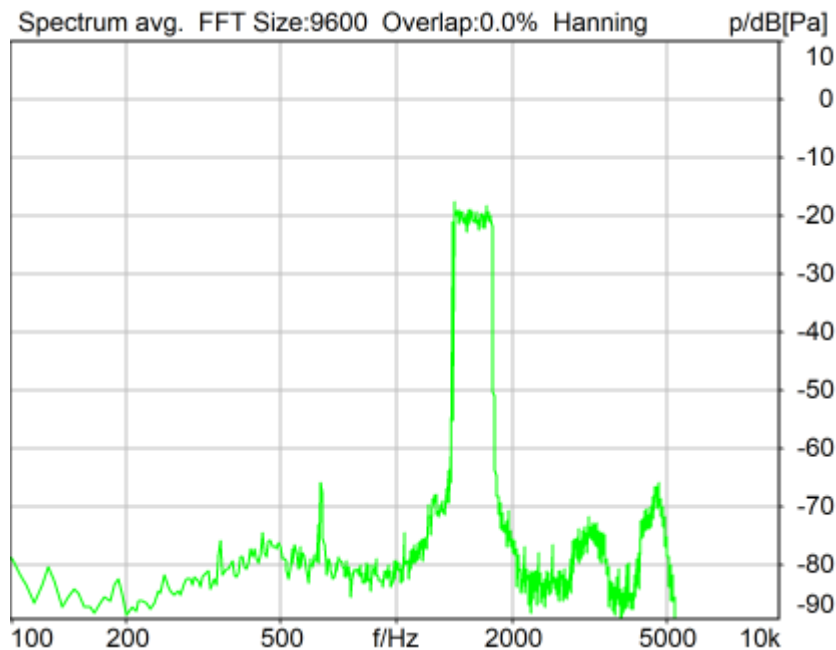
Ser. Nr.	12306613	Pinna Type	Type 3.3
----------	----------	------------	----------

HIB Settings

HIB Name	60020095	Serial	60020095
HIB Mode	Mobile Measurement	Impedance	32 Ohm
Gain out 1	-40.00 dB	Gain out 2	0.00 dB
Gain in 1	0.00 dB	Gain in 2	0.00 dB
Mic 1 Power Supply	Off	Mic 2 Power Supply	Off

5.2 RCV Distortion and Noise - 1600 Hz NB

TIA-5050 (2018-01) \ Measurements \ Narrowband \ 5.2 Receive Distortion and Noise 2N



Distortion (Noise) RCV (packed): 43.81 dB (0.64%) Ok

Ok

2024/1/16 14:26 ACQUA 5.1.200

Unmodified HEAD acoustics Measurement Descriptor

Limits

	lower
Run 1	20.00 dB

Meas. Setting off

Underlying Standard: TIA-5050 (2018-01)

Database Version: 40_HAC_Suite_Rev03

Source: act_rpn_b250ms_1600hz_sr20dbm0_v02.dat

Level adj. Ch1 -90.0 dB

Calibration

Input ch.2: 0.49 dB 2023/11/1 (HATS 1 (HMS II.3))

Output ch.2: 0.00 dB 2023/6/27 (Radio Tester 1 (CMW500))

HHP IV Settings (Setting: STD:(0,0,0) rel AHP)

MECRP Delta Ye	0.0 mm	Rotation Delta A	0.0 °
MECRP Delta Ze	0.0 mm	Rotation Delta C	0.0 °
Delta Xe	0.0 mm	Rotation Delta B	5.0 °
Delta Ye	0.0 mm	Delta A	0.0 °
		Delta C	0.0 °

Delta Ze	0.0 mm	Delta B	0.0 °
Ym	-0.4 mm	Ear Type	3.3 Coordinates

Mounting: Right Ear
Force to apply: 2.0 N, Force reached: 2.0 N

Output Equalization/Filter

Mouth Eq. Ch.1: HATS 1 (HMS II.3)

Analysis

Direction	Out 2 -> In 2		
Range start	13550.00 ms	Range length	200.00 ms
Number of seq.	10	Sequence length	400.00 ms
Use FIR Filter	Ch2	FIR filter	drp2ff_ieee1652
DRP/ERP Ch.1:	Off	DRP/ERP Ch.2:	Off
Frequency base	Transformation		
FFT size	9600	Overlap	0 %
Window function.	Hanning	Smooth	Off
dB weighting	A Weighting		
Stimulus min.	1375.0 Hz	Stimulus max.	1815.0 Hz
Analysis min.	20.0 Hz	Analysis max.	1370.0 Hz
Analysis (2) min.	1820.0 Hz	Analysis (2) max.	20000.0 Hz

Special Features

Compensate delay 104.1000 ms (D_RCV_NB, Delay (Cross))
Store to variable RCVNB10_1600Hz

Hardware Config Settings

Used Setting HEAD 2G3G labCORE NetSim

labCORE Settings

labCORE Serial	77000207	Nickname	
Firmware	3.4.17	Sync Source	Internal
Clock Pitch	0.00 ppm		

labCORE Routing

Out Channel 1 -> Power Amp. (Slot 10) 1 -> HATS 1 (HMS II.3) Speaker
Out Channel 2 -> Analog Out 1/2 2 -> Radio Tester 1 (CMW500) In
In Channel 1 <- Analog In 1/2 In 1 <- Radio Tester 1 (CMW500) Out
In Channel 2 <- BEQ Filter 1 R <- Mic Amp. (Slot 6) In 2 <- HATS 1 (HMS II.3) Mic. Right

Analog In Mainboard Settings (Analog In 1/2)

Range Ch. 1	0.00 dB	Ch. 0 Float	On
Range Ch. 2	0.00 dB	Ch. 1 Float	On

Analog Out Mainboard Settings (Analog Out 1/2)

Range Ch. 1	0.00 dB	Range Ch. 2	0.00 dB
-------------	---------	-------------	---------

Microphone Settings (Mic Amp. (Slot 6))

Channel In 1 Settings			
Range	114 dB[SPL] @ 12.5 mV/Pa	Highpass	Off
Polarisation Voltage	200V	Supply Voltage	±60V
Channel In 2 Settings			
Range	114 dB[SPL] @ 12.5 mV/Pa	Highpass	20Hz
Polarisation Voltage	200V	Supply Voltage	±60V
Channel In 3 Settings			
Range	114 dB[SPL] @ 12.5 mV/Pa	Highpass	Off
Polarisation Voltage	200V	Supply Voltage	±60V
Channel In 4 Settings			
Range	114 dB[SPL] @ 12.5 mV/Pa	Highpass	Off
Polarisation Voltage	200V	Supply Voltage	±60V

BEQ Settings (BEQ Filter 1)

Block mode Bypass

Artificial Head Settings (HATS 1 (HMS II.3))

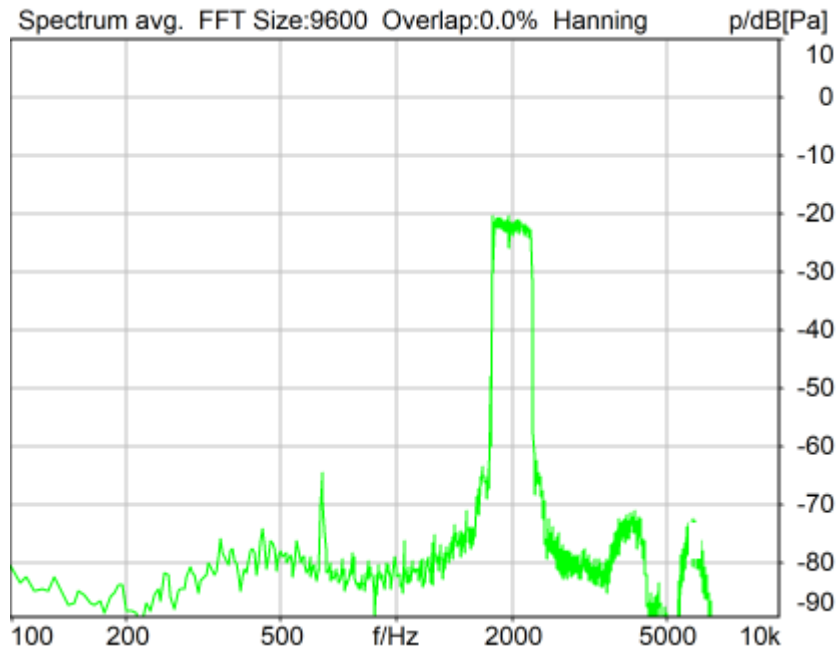
Ser. Nr.	12306613	Pinna Type	Type 3.3
----------	----------	------------	----------

HIB Settings

HIB Name	60020095	Serial	60020095
HIB Mode	Mobile Measurement	Impedance	32 Ohm
Gain out 1	-40.00 dB	Gain out 2	0.00 dB
Gain in 1	0.00 dB	Gain in 2	0.00 dB
Mic 1 Power Supply	Off	Mic 2 Power Supply	Off

5.2 RCV Distortion and Noise - 2000 Hz NB

TIA-5050 (2018-01) \ Measurements \ Narrowband \ 5.2 Receive Distortion and Noise 2N



Distortion (Noise) RCV (packed): 42.34 dB (0.76%) Ok

Ok

2024/1/16 14:27 ACQUA 5.1.200

Unmodified HEAD acoustics Measurement Descriptor

Limits

	lower
Run 1	20.00 dB

Meas. Setting off

Underlying Standard: TIA-5050 (2018-01)

Database Version: 40_HAC_Suite_Rev03

Source: act_rpn_b250ms_2000hz_sr20dbm0_v02.dat

Level adj. Ch1 -90.0 dB

Calibration

Input ch.2: 0.49 dB 2023/11/1 (HATS 1 (HMS II.3))

Output ch.2: 0.00 dB 2023/6/27 (Radio Tester 1 (CMW500))

HHP IV Settings (Setting: STD:(0,0,0) rel AHP)

MECRP Delta Ye	0.0 mm	Rotation Delta A	0.0 °
MECRP Delta Ze	0.0 mm	Rotation Delta C	0.0 °
Delta Xe	0.0 mm	Rotation Delta B	5.0 °
Delta Ye	0.0 mm	Delta A	0.0 °
		Delta C	0.0 °

Delta Ze	0.0 mm	Delta B	0.0 °
Ym	-0.4 mm	Ear Type	3.3 Coordinates

Mounting: Right Ear
Force to apply: 2.0 N, Force reached: 2.0 N

Output Equalization/Filter

Mouth Eq. Ch.1: HATS 1 (HMS II.3)

Analysis

Direction	Out 2 -> In 2		
Range start	13550.00 ms	Range length	200.00 ms
Number of seq.	10	Sequence length	400.00 ms
Use FIR Filter	Ch2	FIR filter	drp2ff_ieee1652
DRP/ERP Ch.1:	Off	DRP/ERP Ch.2:	Off
Frequency base	Transformation		
FFT size	9600	Overlap	0 %
Window function.	Hanning	Smooth	Off
dB weighting	A Weighting		
Stimulus min.	1745.0 Hz	Stimulus max.	2275.0 Hz
Analysis min.	20.0 Hz	Analysis max.	1740.0 Hz
Analysis (2) min.	2280.0 Hz	Analysis (2) max.	20000.0 Hz

Special Features

Compensate delay 104.1000 ms (D_RCV_NB, Delay (Cross))
Store to variable RCVNB10_2000Hz

Hardware Config Settings

Used Setting HEAD 2G3G labCORE NetSim

labCORE Settings

labCORE Serial	77000207	Nickname	
Firmware	3.4.17	Sync Source	Internal
Clock Pitch	0.00 ppm		

labCORE Routing

Out Channel 1 -> Power Amp. (Slot 10) 1 -> HATS 1 (HMS II.3) Speaker
Out Channel 2 -> Analog Out 1/2 2 -> Radio Tester 1 (CMW500) In
In Channel 1 <- Analog In 1/2 In 1 <- Radio Tester 1 (CMW500) Out
In Channel 2 <- BEQ Filter 1 R <- Mic Amp. (Slot 6) In 2 <- HATS 1 (HMS II.3) Mic. Right

Analog In Mainboard Settings (Analog In 1/2)

Range Ch. 1	0.00 dB	Ch. 0 Float	On
Range Ch. 2	0.00 dB	Ch. 1 Float	On

Analog Out Mainboard Settings (Analog Out 1/2)

Range Ch. 1	0.00 dB	Range Ch. 2	0.00 dB
-------------	---------	-------------	---------

Microphone Settings (Mic Amp. (Slot 6))

Channel In 1 Settings

Range	114 dB[SPL] @ 12.5 mV/Pa	Highpass	Off
Polarisation Voltage	200V	Supply Voltage	±60V

Channel In 2 Settings

Range	114 dB[SPL] @ 12.5 mV/Pa	Highpass	20Hz
Polarisation Voltage	200V	Supply Voltage	±60V

Channel In 3 Settings

Range	114 dB[SPL] @ 12.5 mV/Pa	Highpass	Off
Polarisation Voltage	200V	Supply Voltage	±60V

Channel In 4 Settings

Range	114 dB[SPL] @ 12.5 mV/Pa	Highpass	Off
Polarisation Voltage	200V	Supply Voltage	±60V

BEQ Settings (BEQ Filter 1)

Block mode Bypass

Artificial Head Settings (HATS 1 (HMS II.3))

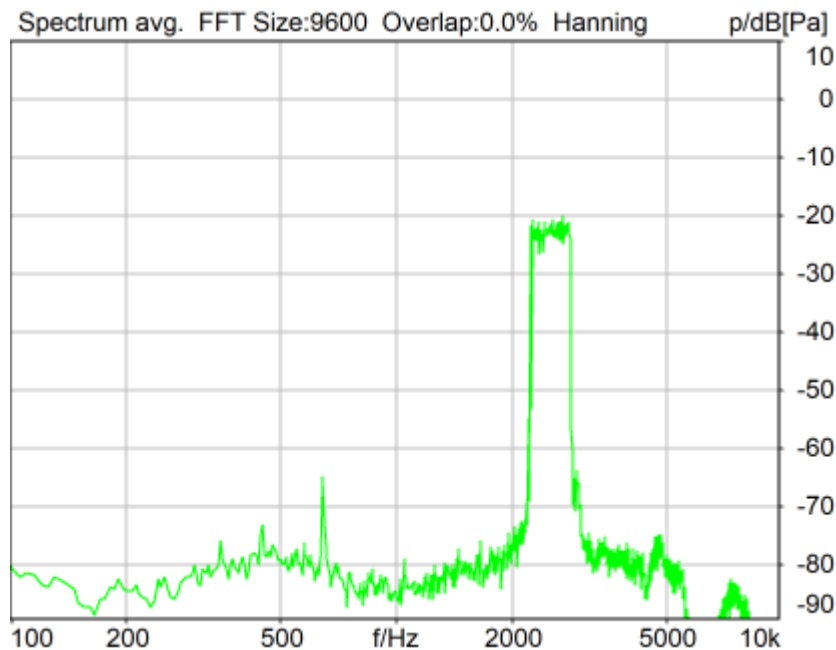
Ser. Nr.	12306613	Pinna Type	Type 3.3
----------	----------	------------	----------

HIB Settings

HIB Name	60020095	Serial	60020095
HIB Mode	Mobile Measurement	Impedance	32 Ohm
Gain out 1	-40.00 dB	Gain out 2	0.00 dB
Gain in 1	0.00 dB	Gain in 2	0.00 dB
Mic 1 Power Supply	Off	Mic 2 Power Supply	Off

5.2 RCV Distortion and Noise - 2500 Hz NB

TIA-5050 (2018-01) \ Measurements \ Narrowband \ 5.2 Receive Distortion and Noise 2N



Distortion (Noise) RCV (packed): 44.94 dB (0.57%) Ok

Ok

2024/1/16 14:27 ACQUA 5.1.200

Unmodified HEAD acoustics Measurement Descriptor

Limits

	lower
Run 1	20.00 dB

Meas. Setting off

Underlying Standard: TIA-5050 (2018-01)

Database Version: 40_HAC_Suite_Rev03

Source: act_rpn_b250ms_2500hz_sr20dbm0_v02.dat

Level adj. Ch1 -90.0 dB

Calibration

Input ch.2: 0.49 dB 2023/11/1 (HATS 1 (HMS II.3))

Output ch.2: 0.00 dB 2023/6/27 (Radio Tester 1 (CMW500))

HHP IV Settings (Setting: STD:(0,0,0) rel AHP)

MECRP Delta Ye	0.0 mm	Rotation Delta A	0.0 °
MECRP Delta Ze	0.0 mm	Rotation Delta C	0.0 °
Delta Xe	0.0 mm	Rotation Delta B	5.0 °
Delta Ye	0.0 mm	Delta A	0.0 °
		Delta C	0.0 °

Delta Ze	0.0 mm	Delta B	0.0 °
Ym	-0.4 mm	Ear Type	3.3 Coordinates

Mounting: Right Ear
Force to apply: 2.0 N, Force reached: 2.0 N

Output Equalization/Filter

Mouth Eq. Ch.1: HATS 1 (HMS II.3)

Analysis

Direction	Out 2 -> In 2		
Range start	13550.00 ms	Range length	200.00 ms
Number of seq.	10	Sequence length	400.00 ms
Use FIR Filter	Ch2	FIR filter	drp2ff_ieee1652
DRP/ERP Ch.1:	Off	DRP/ERP Ch.2:	Off
Frequency base	Transformation		
FFT size	9600	Overlap	0 %
Window function.	Hanning	Smooth	Off
dB weighting	A Weighting		
Stimulus min.	2205.0 Hz	Stimulus max.	2855.0 Hz
Analysis min.	20.0 Hz	Analysis max.	2200.0 Hz
Analysis (2) min.	2860.0 Hz	Analysis (2) max.	20000.0 Hz

Special Features

Compensate delay 104.1000 ms (D_RCV_NB, Delay (Cross))
Store to variable RCVNB10_2500Hz

Hardware Config Settings

Used Setting HEAD 2G3G labCORE NetSim

labCORE Settings

labCORE Serial	77000207	Nickname	
Firmware	3.4.17	Sync Source	Internal
Clock Pitch	0.00 ppm		

labCORE Routing

Out Channel 1 -> Power Amp. (Slot 10) 1 -> HATS 1 (HMS II.3) Speaker
Out Channel 2 -> Analog Out 1/2 2 -> Radio Tester 1 (CMW500) In
In Channel 1 <- Analog In 1/2 In 1 <- Radio Tester 1 (CMW500) Out
In Channel 2 <- BEQ Filter 1 R <- Mic Amp. (Slot 6) In 2 <- HATS 1 (HMS II.3) Mic. Right

Analog In Mainboard Settings (Analog In 1/2)

Range Ch. 1	0.00 dB	Ch. 0 Float	On
Range Ch. 2	0.00 dB	Ch. 1 Float	On

Analog Out Mainboard Settings (Analog Out 1/2)

Range Ch. 1	0.00 dB	Range Ch. 2	0.00 dB
-------------	---------	-------------	---------

Microphone Settings (Mic Amp. (Slot 6))

Channel In 1 Settings			
Range	114 dB[SPL] @ 12.5 mV/Pa	Highpass	Off
Polarisation Voltage	200V	Supply Voltage	±60V
Channel In 2 Settings			
Range	114 dB[SPL] @ 12.5 mV/Pa	Highpass	20Hz
Polarisation Voltage	200V	Supply Voltage	±60V
Channel In 3 Settings			
Range	114 dB[SPL] @ 12.5 mV/Pa	Highpass	Off
Polarisation Voltage	200V	Supply Voltage	±60V
Channel In 4 Settings			
Range	114 dB[SPL] @ 12.5 mV/Pa	Highpass	Off
Polarisation Voltage	200V	Supply Voltage	±60V

BEQ Settings (BEQ Filter 1)

Block mode Bypass

Artificial Head Settings (HATS 1 (HMS II.3))

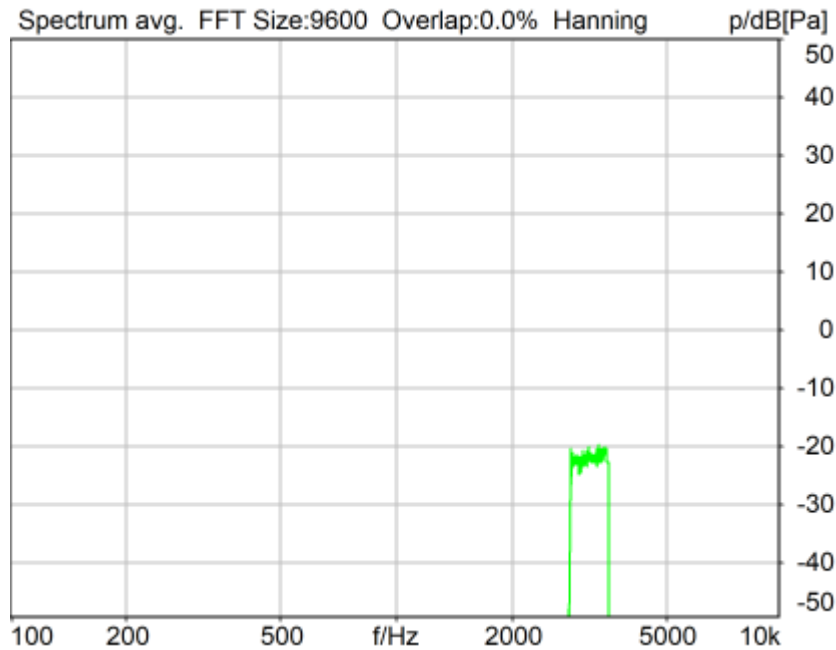
Ser. Nr.	12306613	Pinna Type	Type 3.3
----------	----------	------------	----------

HIB Settings

HIB Name	60020095	Serial	60020095
HIB Mode	Mobile Measurement	Impedance	32 Ohm
Gain out 1	-40.00 dB	Gain out 2	0.00 dB
Gain in 1	0.00 dB	Gain in 2	0.00 dB
Mic 1 Power Supply	Off	Mic 2 Power Supply	Off

5.2 RCV Distortion and Noise - 3150 Hz NB

TIA-5050 (2018-01) \ Measurements \ Narrowband \ 5.2 Receive Distortion and Noise 2N



Distortion (Noise) RCV (packed): 44.62 dB (0.59%) Ok

Ok

2024/1/16 14:28 ACQUA 5.1.200

Unmodified HEAD acoustics Measurement Descriptor

Limits

	lower
Run 1	20.00 dB

Meas. Setting off

Underlying Standard: TIA-5050 (2018-01)

Database Version: 40_HAC_Suite_Rev03

Source: act_rpn_b250ms_3150hz_sr20dbm0_v02.dat

Level adj. Ch1 -90.0 dB

Calibration

Input ch.2: 0.49 dB 2023/11/1 (HATS 1 (HMS II.3))

Output ch.2: 0.00 dB 2023/6/27 (Radio Tester 1 (CMW500))

HHP IV Settings (Setting: STD:(0,0,0) rel AHP)

MECRP Delta Ye	0.0 mm	Rotation Delta A	0.0 °
MECRP Delta Ze	0.0 mm	Rotation Delta C	0.0 °
Delta Xe	0.0 mm	Rotation Delta B	5.0 °
Delta Ye	0.0 mm	Delta A	0.0 °
		Delta C	0.0 °

Delta Ze	0.0 mm	Delta B	0.0 °
Ym	-0.4 mm	Ear Type	3.3 Coordinates

Mounting: Right Ear
Force to apply: 2.0 N, Force reached: 2.0 N

Output Equalization/Filter

Mouth Eq. Ch.1: HATS 1 (HMS II.3)

Analysis

Direction	Out 2 -> In 2	Range length	200.00 ms
Range start	13550.00 ms	Sequence length	400.00 ms
Number of seq.	10	FIR filter	drp2ff_ieee1652
Use FIR Filter	Ch2	DRP/ERP Ch.2:	Off
DRP/ERP Ch.1:	Off	Frequency base	Transformation
Frequency base	Transformation	FFT size	9600
FFT size	9600	Overlap	0 %
Window function.	Hanning	Smooth	Off
dB weighting	A Weighting	Stimulus min.	2785.0 Hz
Stimulus min.	2785.0 Hz	Stimulus max.	3585.0 Hz
Analysis min.	20.0 Hz	Analysis max.	2780.0 Hz
Analysis (2) min.	3590.0 Hz	Analysis (2) max.	20000.0 Hz

Special Features

Compensate delay 104.1000 ms (D_RCV_NB, Delay (Cross))
Store to variable RCVNB10_3150Hz

Hardware Config Settings

Used Setting HEAD 2G3G labCORE NetSim

labCORE Settings

labCORE Serial	77000207	Nickname	
Firmware	3.4.17	Sync Source	Internal
Clock Pitch	0.00 ppm		

labCORE Routing

Out Channel 1 -> Power Amp. (Slot 10) 1 -> HATS 1 (HMS II.3) Speaker
Out Channel 2 -> Analog Out 1/2 2 -> Radio Tester 1 (CMW500) In
In Channel 1 <- Analog In 1/2 In 1 <- Radio Tester 1 (CMW500) Out
In Channel 2 <- BEQ Filter 1 R <- Mic Amp. (Slot 6) In 2 <- HATS 1 (HMS II.3) Mic. Right

Analog In Mainboard Settings (Analog In 1/2)

Range Ch. 1	0.00 dB	Ch. 0 Float	On
Range Ch. 2	0.00 dB	Ch. 1 Float	On

Analog Out Mainboard Settings (Analog Out 1/2)

Range Ch. 1	0.00 dB	Range Ch. 2	0.00 dB
-------------	---------	-------------	---------

Microphone Settings (Mic Amp. (Slot 6))

Channel In 1 Settings

Range	114 dB[SPL] @ 12.5 mV/Pa	Highpass	Off
Polarisation Voltage	200V	Supply Voltage	±60V

Channel In 2 Settings

Range	114 dB[SPL] @ 12.5 mV/Pa	Highpass	20Hz
Polarisation Voltage	200V	Supply Voltage	±60V

Channel In 3 Settings

Range	114 dB[SPL] @ 12.5 mV/Pa	Highpass	Off
Polarisation Voltage	200V	Supply Voltage	±60V

Channel In 4 Settings

Range	114 dB[SPL] @ 12.5 mV/Pa	Highpass	Off
Polarisation Voltage	200V	Supply Voltage	±60V

BEQ Settings (BEQ Filter 1)

Block mode Bypass

Artificial Head Settings (HATS 1 (HMS II.3))

Ser. Nr.	12306613	Pinna Type	Type 3.3
----------	----------	------------	----------

HIB Settings

HIB Name	60020095	Serial	60020095
HIB Mode	Mobile Measurement	Impedance	32 Ohm
Gain out 1	-40.00 dB	Gain out 2	0.00 dB
Gain in 1	0.00 dB	Gain in 2	0.00 dB
Mic 1 Power Supply	Off	Mic 2 Power Supply	Off

Report - Receive Distortion and Noise (Conversational Gain)

TIA-5050 (2018-01) \ Measurements \ Narrowband \ 5.2 Receive Distortion and Noise 2N

Region	Frequency	SDNR
1	400Hz	30.34 dB
2	500Hz	31.29 dB
3	630Hz	32.23 dB
4	800Hz	36.82 dB
5	1000Hz	39.28 dB
6	1250Hz	32.08 dB
7	1600Hz	43.81 dB
8	2000Hz	42.34 dB
9	2500Hz	44.94 dB
10	3150Hz	44.62 dB

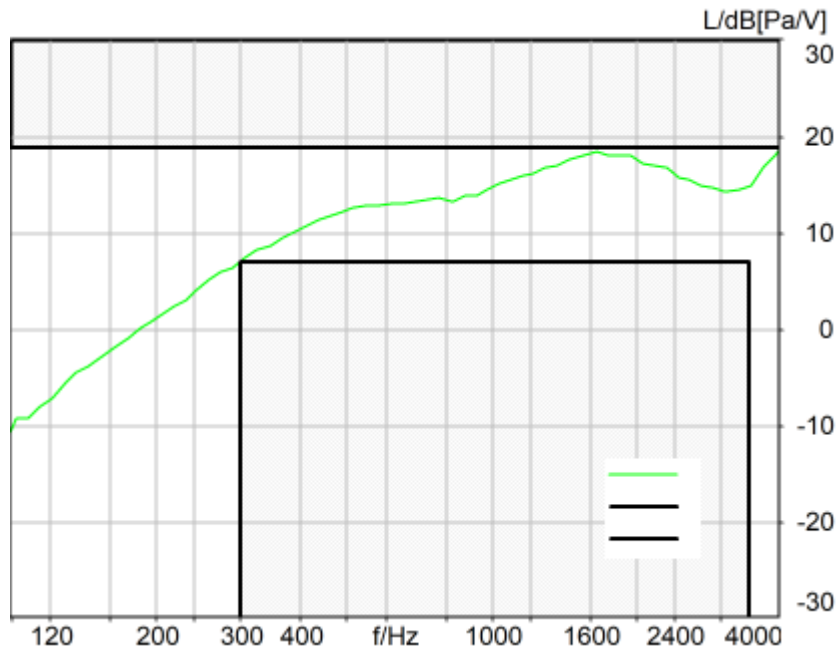
All SDNRs were greater than 20.0 dB, requirement was met.

Smallest SDNR was 30.34dB at 400Hz.

2024/1/16 14:28 ACQUA

5.3 Frequency Response 8N FF HANB

TIA-5050 (2018-01) \ Measurements \ Narrowband



Absolute minimal distance
0.45 dB at 1647.8 Hz Ok

Ok

2024/1/16 14:14 ACQUA 5.1.200
Unmodified HEAD acoustics Measurement Descriptor

Limits

	lower
Run 1	Fit into tolerance

Meas. Setting off

Underlying Standard: TIA-5050 (2018-01)
Database Version: 40_HAC_Suite_Rev03

Source: respmaleieeee269_nb_r16.dat

Level adj. Ch1 -90.0 dB Level adj. Ch2 -4.0 dB

NARROWBAND IEEE-269-2010 Real Speech Signal at Channel 2

Pause 0.5 s +

Real Speech (english, male speaker) 11.5 s, Active Speech Level: -16 dBm0, margin 15.9 dB +

Pause till end of file

Signal level (ch1): -16 dBm0 Active Speech Level, margin 15.9 dB

Signal taken from "IEEE_269-2010_Male_mono_48_kHz.wav"

Alteration:

0.2 s Pause added at the beginning of the file.

0.8 s Pause added at the and of the file.
filtered with 4.0 kHz low-pass filter
signal level changed

Calibration

Input ch.2: 0.49 dB 2023/11/1 (HATS 1 (HMS II.3))
Output ch.2: 0.00 dB 2023/6/27 (Radio Tester 1 (CMW500))

HHP IV Settings (Setting: STD:(0,0,0) rel AHP)

		Rotation Delta A	0.0 °
MECRP Delta Ye	0.0 mm	Rotation Delta C	0.0 °
MECRP Delta Ze	0.0 mm	Rotation Delta B	5.0 °
Delta Xe	0.0 mm	Delta A	0.0 °
Delta Ye	0.0 mm	Delta C	0.0 °
Delta Ze	0.0 mm	Delta B	0.0 °
Ym	-3.5 mm	Ear Type	3.3 Coordinates

Mounting: Right Ear
Force to apply: 8.0 N, Force reached: 7.9 N

Output Equalization/Filter

Mouth Eq. Ch.1: HATS 1 (HMS II.3)

Analysis

Direction	Out 2 -> In 2		
Range start	500.00 ms	Range length	11500.00 ms
Use FIR Filter	Ch2	FIR filter	drp2ff_ieee1652
DRP/ERP Ch.1:	Off	DRP/ERP Ch.2:	Off
Frequency base	12th octave	DIN Row	Row A
Method	FFT		
FFT size	4096	Overlap	75 %
Window function.	Hanning		
Reference file	r521_rcv_frq_spee269_hanb.fft		
Tol. scheme file	521_rcv_frq_man_hanb.tol	Min. freq. for tol.	100.0 Hz
Auto adjust	Centrate	Max. freq. for tol.	4000.0 Hz

Special Features

Compensate delay 104.1000 ms (D_RCV_NB, Delay (Cross))

Hardware Config Settings

Used Setting HEAD 2G3G labCORE NetSim

labCORE Settings

labCORE Serial	77000207	Nickname	
Firmware	3.4.17	Sync Source	Internal
Clock Pitch	0.00 ppm		

labCORE Routing

Out Channel 1 -> Power Amp. (Slot 10) 1 -> HATS 1 (HMS II.3) Speaker
Out Channel 2 -> Analog Out 1/2 2 -> Radio Tester 1 (CMW500) In
In Channel 1 <- Analog In 1/2 In 1 <- Radio Tester 1 (CMW500) Out
In Channel 2 <- BEQ Filter 1 R <- Mic Amp. (Slot 6) In 2 <- HATS 1 (HMS II.3) Mic. Right

Analog In Mainboard Settings (Analog In 1/2)

Range Ch. 1	0.00 dB	Ch. 0 Float	On
Range Ch. 2	0.00 dB	Ch. 1 Float	On

Analog Out Mainboard Settings (Analog Out 1/2)

Range Ch. 1	0.00 dB	Range Ch. 2	0.00 dB
-------------	---------	-------------	---------

Microphone Settings (Mic Amp. (Slot 6))

Channel In 1 Settings
Range 114 dB[SPL] @ 12.5 mV/Pa Highpass Off
Polarisation Voltage200V Supply Voltage ±60V
Channel In 2 Settings

Range	114 dB[SPL] @ 12.5 mV/Pa	Highpass	20Hz
Polarisation Voltage	200V	Supply Voltage	±60V
Channel In 3 Settings			
Range	114 dB[SPL] @ 12.5 mV/Pa	Highpass	Off
Polarisation Voltage	200V	Supply Voltage	±60V
Channel In 4 Settings			
Range	114 dB[SPL] @ 12.5 mV/Pa	Highpass	Off
Polarisation Voltage	200V	Supply Voltage	±60V

BEQ Settings (BEQ Filter 1)
Block mode Bypass

Artificial Head Settings (HATS 1 (HMS II.3))

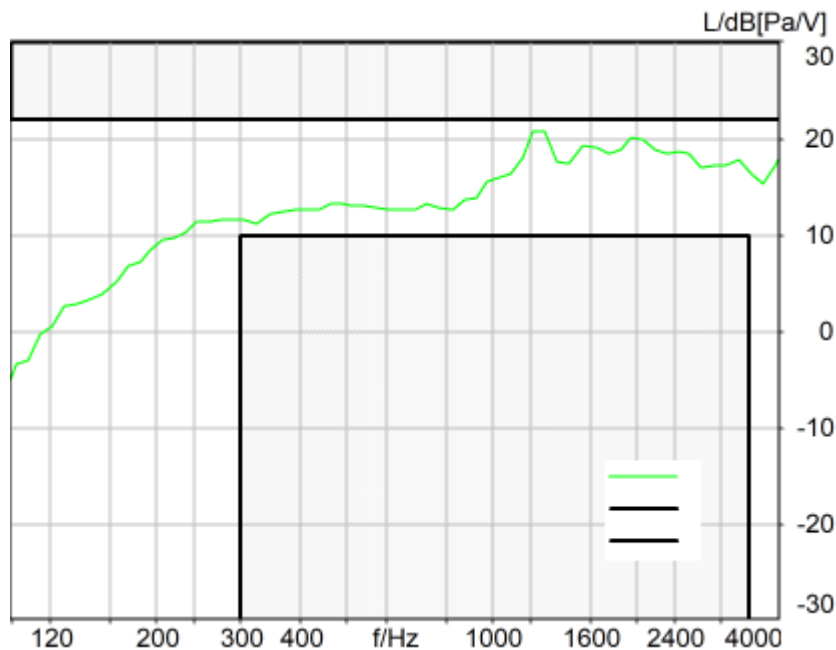
Ser. Nr.	12306613	Pinna Type	Type 3.3
----------	----------	------------	----------

HIB Settings

HIB Name	60020095	Serial	60020095
HIB Mode	Mobile Measurement	Impedance	32 Ohm
Gain out 1	-40.00 dB	Gain out 2	0.00 dB
Gain in 1	0.00 dB	Gain in 2	0.00 dB
Mic 1 Power Supply	Off	Mic 2 Power Supply	Off

5.3 Frequency Response 8N DF HANB

TIA-5050 (2018-01) \ Measurements \ Narrowband



Absolute minimal distance
1.25 dB at 1285.9 Hz Ok

Ok

2024/1/16 14:15 ACQUA 5.1.200
Unmodified HEAD acoustics Measurement Descriptor

Limits

	lower
Run 1	Fit into tolerance

Meas. Setting off

Underlying Standard: TIA-5050 (2018-01)
Database Version: 40_HAC_Suite_Rev03

Source: respmaleieeee269_nb_r16.dat

Level adj. Ch1 -90.0 dB Level adj. Ch2 -4.0 dB

NARROWBAND IEEE-269-2010 Real Speech Signal at Channel 2

Pause 0.5 s +

Real Speech (english, male speaker) 11.5 s, Active Speech Level: -16 dBm0, margin 15.9 dB +

Pause till end of file

Signal level (ch1): -16 dBm0 Active Speech Level, margin 15.9 dB

Signal taken from "IEEE_269-2010_Male_mono_48_kHz.wav"

Alteration:

0.2 s Pause added at the beginning of the file.

0.8 s Pause added at the and of the file.
filtered with 4.0 kHz low-pass filter
signal level changed

Calibration

Input ch.2: 0.49 dB 2023/11/1 (HATS 1 (HMS II.3))
Output ch.2: 0.00 dB 2023/6/27 (Radio Tester 1 (CMW500))

HHP IV Settings (Setting: STD:(0,0,0) rel AHP)

		Rotation Delta A	0.0 °
MECRP Delta Ye	0.0 mm	Rotation Delta C	0.0 °
MECRP Delta Ze	0.0 mm	Rotation Delta B	5.0 °
Delta Xe	0.0 mm	Delta A	0.0 °
Delta Ye	0.0 mm	Delta C	0.0 °
Delta Ze	0.0 mm	Delta B	0.0 °
Ym	-3.5 mm	Ear Type 3.3 Coordinates	

Mounting: Right Ear
Force to apply: 8.0 N, Force reached: 7.9 N

Output Equalization/Filter

Mouth Eq. Ch.1: HATS 1 (HMS II.3)

Analysis

Direction	Out 2 -> In 2		
Range start	500.00 ms	Range length	11500.00 ms
Use FIR Filter	Ch2	FIR filter	drp2df_ieee1652
DRP/ERP Ch.1:	Off	DRP/ERP Ch.2:	Off
Frequency base	12th octave	DIN Row	Row A
Method	FFT		
FFT size	4096	Overlap	75 %
Window function.	Hanning		
Reference file	r521_rcv_frq_spee269_hanb.fft		
Tol. scheme file	521_rcv_frq_man_hanb.tol	Min. freq. for tol.	100.0 Hz
Auto adjust	Centrate	Max. freq. for tol.	4000.0 Hz

Special Features

Compensate delay 104.1000 ms (D_RCV_NB, Delay (Cross))

Hardware Config Settings

Used Setting HEAD 2G3G labCORE NetSim

labCORE Settings

labCORE Serial	77000207	Nickname	
Firmware	3.4.17	Sync Source	Internal
Clock Pitch	0.00 ppm		

labCORE Routing

Out Channel 1 -> Power Amp. (Slot 10) 1 -> HATS 1 (HMS II.3) Speaker
Out Channel 2 -> Analog Out 1/2 2 -> Radio Tester 1 (CMW500) In
In Channel 1 <- Analog In 1/2 In 1 <- Radio Tester 1 (CMW500) Out
In Channel 2 <- BEQ Filter 1 R <- Mic Amp. (Slot 6) In 2 <- HATS 1 (HMS II.3) Mic. Right

Analog In Mainboard Settings (Analog In 1/2)

Range Ch. 1	0.00 dB	Ch. 0 Float	On
Range Ch. 2	0.00 dB	Ch. 1 Float	On

Analog Out Mainboard Settings (Analog Out 1/2)

Range Ch. 1	0.00 dB	Range Ch. 2	0.00 dB
-------------	---------	-------------	---------

Microphone Settings (Mic Amp. (Slot 6))

Channel In 1 Settings
Range 114 dB[SPL] @ 12.5 mV/Pa Highpass Off
Polarisation Voltage200V Supply Voltage ±60V
Channel In 2 Settings

Range	114 dB[SPL] @ 12.5 mV/Pa	Highpass	20Hz
Polarisation Voltage	200V	Supply Voltage	±60V
Channel In 3 Settings			
Range	114 dB[SPL] @ 12.5 mV/Pa	Highpass	Off
Polarisation Voltage	200V	Supply Voltage	±60V
Channel In 4 Settings			
Range	114 dB[SPL] @ 12.5 mV/Pa	Highpass	Off
Polarisation Voltage	200V	Supply Voltage	±60V

BEQ Settings (BEQ Filter 1)

Block mode Bypass

Artificial Head Settings (HATS 1 (HMS II.3))

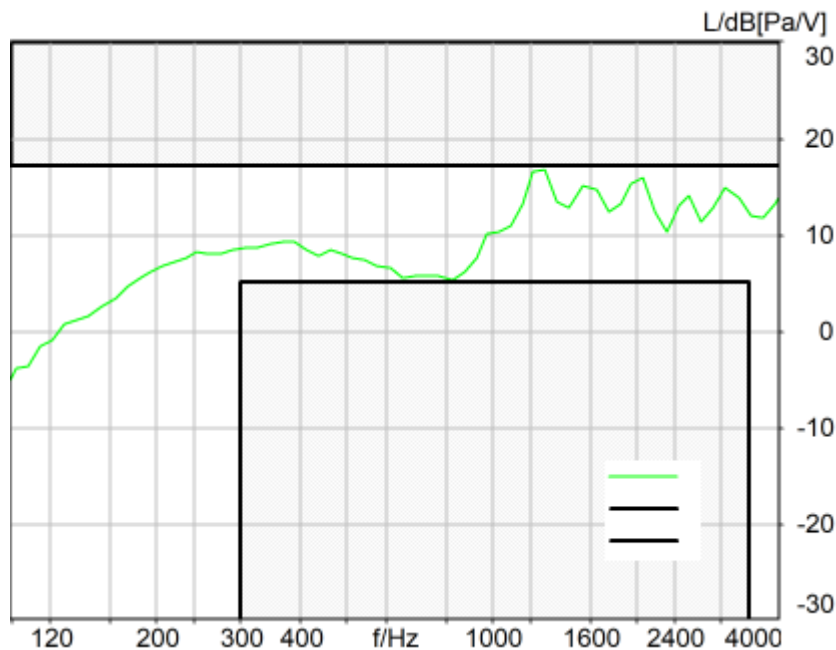
Ser. Nr.	12306613	Pinna Type	Type 3.3
----------	----------	------------	----------

HIB Settings

HIB Name	60020095	Serial	60020095
HIB Mode	Mobile Measurement	Impedance	32 Ohm
Gain out 1	-40.00 dB	Gain out 2	0.00 dB
Gain in 1	0.00 dB	Gain in 2	0.00 dB
Mic 1 Power Supply	Off	Mic 2 Power Supply	Off

5.3 Frequency Response 2N FF HANB

TIA-5050 (2018-01) \ Measurements \ Narrowband



Absolute minimal distance
0.28 dB at 1285.9 Hz Ok

Ok

2024/1/16 14:30 ACQUA 5.1.200
Unmodified HEAD acoustics Measurement Descriptor

Limits

	lower
Run 1	Fit into tolerance

Meas. Setting off

Underlying Standard: TIA-5050 (2018-01)
Database Version: 40_HAC_Suite_Rev03

Source: respmaleieeee269_nb_r16.dat

Level adj. Ch1 -90.0 dB Level adj. Ch2 -4.0 dB

NARROWBAND IEEE-269-2010 Real Speech Signal at Channel 2

Pause 0.5 s +

Real Speech (english, male speaker) 11.5 s, Active Speech Level: -16 dBm0, margin 15.9 dB +

Pause till end of file

Signal level (ch1): -16 dBm0 Active Speech Level, margin 15.9 dB

Signal taken from "IEEE_269-2010_Male_mono_48_kHz.wav"

Alteration:

0.2 s Pause added at the beginning of the file.

0.8 s Pause added at the end of the file.
filtered with 4.0 kHz low-pass filter
signal level changed

Calibration

Input ch.2: 0.49 dB 2023/11/1 (HATS 1 (HMS II.3))
Output ch.2: 0.00 dB 2023/6/27 (Radio Tester 1 (CMW500))

HHP IV Settings (Setting: STD:(0,0,0) rel AHP)

MECRP Delta Ye	0.0 mm	Rotation Delta A	0.0 °
MECRP Delta Ze	0.0 mm	Rotation Delta C	0.0 °
Delta Xe	0.0 mm	Rotation Delta B	5.0 °
Delta Ye	0.0 mm	Delta A	0.0 °
Delta Ze	0.0 mm	Delta C	0.0 °
Ym	-0.4 mm	Delta B	0.0 °
		Ear Type	3.3 Coordinates

Mounting: Right Ear
Force to apply: 2.0 N, Force reached: 2.0 N

Output Equalization/Filter

Mouth Eq. Ch.1: HATS 1 (HMS II.3)

Analysis

Direction	Out 2 -> In 2		
Range start	500.00 ms	Range length	11500.00 ms
Use FIR Filter	Ch2	FIR filter	drp2ff_ieee1652
DRP/ERP Ch.1:	Off	DRP/ERP Ch.2:	Off
Frequency base	12th octave	DIN Row	Row A
Method	FFT		
FFT size	4096	Overlap	75 %
Window function.	Hanning		
Reference file	r521_rcv_frq_spee269_hanb.fft		
Tol. scheme file	521_rcv_frq_man_hanb.tol	Min. freq. for tol.	100.0 Hz
Auto adjust	Centrate	Max. freq. for tol.	4000.0 Hz

Special Features

Compensate delay 104.1000 ms (D_RCV_NB, Delay (Cross))

Hardware Config Settings

Used Setting HEAD 2G3G labCORE NetSim

labCORE Settings

labCORE Serial	77000207	Nickname	
Firmware	3.4.17	Sync Source	Internal
Clock Pitch	0.00 ppm		

labCORE Routing

Out Channel 1 -> Power Amp. (Slot 10) 1 -> HATS 1 (HMS II.3) Speaker
Out Channel 2 -> Analog Out 1/2 2 -> Radio Tester 1 (CMW500) In
In Channel 1 <- Analog In 1/2 In 1 <- Radio Tester 1 (CMW500) Out
In Channel 2 <- BEQ Filter 1 R <- Mic Amp. (Slot 6) In 2 <- HATS 1 (HMS II.3) Mic. Right

Analog In Mainboard Settings (Analog In 1/2)

Range Ch. 1	0.00 dB	Ch. 0 Float	On
Range Ch. 2	0.00 dB	Ch. 1 Float	On

Analog Out Mainboard Settings (Analog Out 1/2)

Range Ch. 1	0.00 dB	Range Ch. 2	0.00 dB
-------------	---------	-------------	---------

Microphone Settings (Mic Amp. (Slot 6))

Channel In 1 Settings			
Range	114 dB[SPL] @ 12.5 mV/Pa	Highpass	Off
Polarisation Voltage	200V	Supply Voltage	±60V
Channel In 2 Settings			

Range	114 dB[SPL] @ 12.5 mV/Pa	Highpass	20Hz
Polarisation Voltage	200V	Supply Voltage	±60V
Channel In 3 Settings			
Range	114 dB[SPL] @ 12.5 mV/Pa	Highpass	Off
Polarisation Voltage	200V	Supply Voltage	±60V
Channel In 4 Settings			
Range	114 dB[SPL] @ 12.5 mV/Pa	Highpass	Off
Polarisation Voltage	200V	Supply Voltage	±60V

BEQ Settings (BEQ Filter 1)
Block mode Bypass

Artificial Head Settings (HATS 1 (HMS II.3))

Ser. Nr.	12306613	Pinna Type	Type 3.3
----------	----------	------------	----------

HIB Settings

HIB Name	60020095	Serial	60020095
HIB Mode	Mobile Measurement	Impedance	32 Ohm
Gain out 1	-40.00 dB	Gain out 2	0.00 dB
Gain in 1	0.00 dB	Gain in 2	0.00 dB
Mic 1 Power Supply	Off	Mic 2 Power Supply	Off