

Appendix E. Photographs of EUT and Setup




BUREAU
VERITAS

FCC SAR Test Report

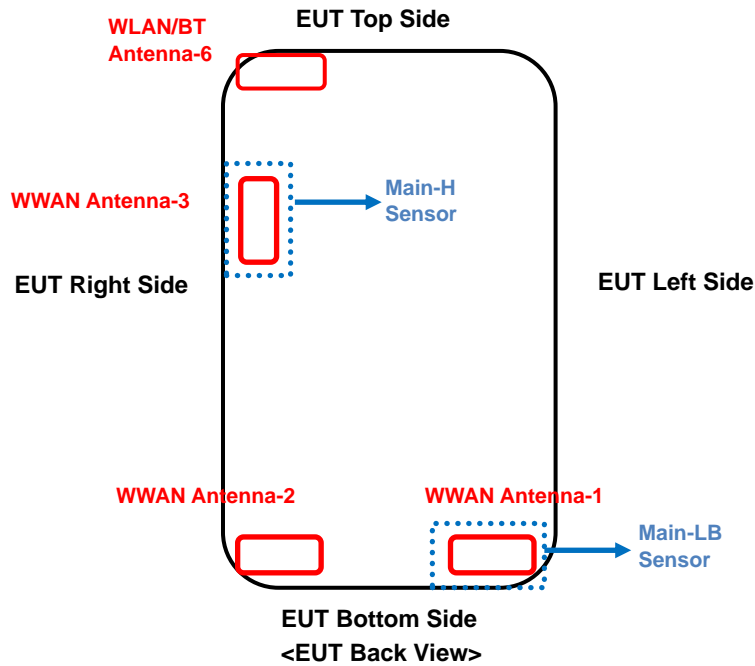


Certificate #6613.01

<Photographs of EUT>



<Antenna Location>



The separation distance for antenna to edge:

Antenna	Overall diagonal(mm)	Display diagonal(mm)	To Left Side (mm)	To Right Side (mm)	To Top Side (mm)	To Bottom Side (mm)
WWAN Ant-1	168	155	0	68	156	0
WWAN Ant-2			68	0	156	0
WWAN Ant-3			68	0	45	108
WLAN/BT Ant6			58	0	0	156

Antenna	Supported bands
WWAN Antenna-1	GSM850, WCDMA V, LTE 5/12/26/71
WWAN Antenna-2	GSM1900, WCDMA II/IV, LTE 2/4/25/66
WWAN Antenna-3	LTE 41
WLAN/BT Antenna-6	WLAN2.4G, WLAN5G, Bluetooth

<Photographs of SAR Setup>




Right Cheek




Right Tilted



Left Cheek




Left Tilted




Front Face of EUT with 1.5 cm Gap




Rear Face of EUT with 1.5 cm Gap




Front Face of EUT with 1.0 cm Gap




Rear Face of EUT with 1.0 cm Gap




Left Side of EUT with 1.0 cm Gap



Right Side of EUT with 1.0 cm Gap




Top Side of EUT with 1.0 cm Gap




Bottom Side of EUT with 1.0 cm Gap




Front Face of EUT with 0 cm Gap



Rear Face of EUT with 0 cm Gap



Right Side of EUT with 0 cm Gap



Bottom Side of EUT with 0 cm Gap



Rear Face of EUT with 1.4 cm Gap



Right Side of EUT with 0.8 cm Gap