

N41- PC2 DSI0 ANT8

No.	Test Freq Description	5G-n41							Power Results (dBm)
		SCS (kHz)	NR BW (MHz)	Modulation	RB allocation		NR Test Freq. (MHz)	NR Test CH.	n41
1	High	30	20	DFT-s-OFDM QPSK	Inner_Full	25_12	2685	537000	23.87
2	Middle1	30	20	DFT-s-OFDM QPSK	Inner_Full	25_12	2639	527799	24.14
3	Middle2	30	20	DFT-s-OFDM QPSK	Inner_Full	25_12	2592.99	518598	24.12
4	Middle3	30	20	DFT-s-OFDM QPSK	Inner_Full	25_12	2455.02	509406	23.96
5	Low	30	20	DFT-s-OFDM QPSK	Inner_Full	25_12	2501.01	500205	24.19
6	High	30	100	DFT-s-OFDM QPSK	Inner_Full	135_67	2640	528000	24.02
7	Middle1	30	100	DFT-s-OFDM QPSK	Inner_Full	135_67	2616.495	523299	23.74
8	Middle2	30	100	DFT-s-OFDM QPSK	Inner_Full	135_67	2592.99	518598	23.76
9	Middle3	30	100	DFT-s-OFDM QPSK	Inner_Full	135_67	2569.5	513900	24.06
10	Low	30	100	DFT-s-OFDM QPSK	Inner_Full	135_67	2546.01	509202	23.40
No.	Test Freq Description	5G-n41							Power Results (dBm)
		SCS (kHz)	NR BW (MHz)	Modulation	RB allocation		NR Test Freq. (MHz)	NR Test CH.	n41
1	Middle2	30	20	DFT-s-OFDM Pi/2 BPSK1	Inner_Full	25_12	2501.01	500205	24.14
2	Middle2	30	20	DFT-s-OFDM 16QAM	Inner_Full	25_12	2501.01	500205	24.11
3	Middle2	30	20	DFT-s-OFDM 64QAM	Inner_Full	25_12	2501.01	500205	23.57
4	Middle2	30	20	DFT-s-OFDM 256QAM	Inner_Full	25_12	2501.01	500205	21.59
5	Middle2	30	20	CP-OFDM QPSK	Inner_Full	25_12	2501.01	500205	24.15
6	Middle2	30	20	CP-OFDM 16QAM	Inner_Full	25_12	2501.01	500205	24.13
7	Middle2	30	20	CP-OFDM 64QAM	Inner_Full	25_12	2501.01	500205	22.56
8	Middle2	30	20	CP-OFDM 256QAM	Inner_Full	25_12	2501.01	500205	19.58
9	Middle	30	20	DFT-s-OFDM QPSK	Edge_Full_Right	2_49	2501.01	500205	22.74
10	Middle	30	20	DFT-s-OFDM QPSK	Edge_Full_Left	2_0	2501.01	500205	22.69
11	Middle	30	20	DFT-s-OFDM QPSK	Edge_1RB_Right	1_50	2501.01	500205	22.72
12	Middle	30	20	DFT-s-OFDM QPSK	Edge_1RB_Left	1_0	2501.01	500205	22.54
13	Middle	30	20	DFT-s-OFDM QPSK	Inner_1RB_Right	1_49	2501.01	500205	24.17
14	Middle	30	20	DFT-s-OFDM QPSK	Inner_1RB_Left	1_1	2501.01	500205	24.15
15	Middle	30	20	DFT-s-OFDM QPSK	Outer_Full	50_0	2501.01	500205	24.13
18	Middle2	30	30	DFT-s-OFDM QPSK	Inner_Full	36_18	2501.01	500205	24.10
19	Middle2	30	40	DFT-s-OFDM QPSK	Inner_Full	50_25	2501.01	500205	24.00
20	Middle2	30	50	DFT-s-OFDM QPSK	Inner_Full	64_32	2501.01	500205	23.85
21	Middle2	30	60	DFT-s-OFDM QPSK	Inner_Full	81_40	2501.01	500205	24.05
22	Middle2	30	70	DFT-s-OFDM QPSK	Inner_Full	90_45	2501.01	500205	23.87
23	Middle2	30	80	DFT-s-OFDM QPSK	Inner_Full	108_54	2501.01	500205	23.84
24	Middle2	30	90	DFT-s-OFDM QPSK	Inner_Full	120_60	2501.01	500205	23.91

N41- PC2 DSI3 ANT8

No.	Test Freq Description	5G-n41							Power Results (dBm)
		SCS (kHz)	NR BW (MHz)	Modulation	RB allocation		NR Test Freq. (MHz)	NR Test CH.	n41
1	High	30	20	DFT-s-OFDM QPSK	Inner_Full	25_12	2685	537000	22.98
2	Middle1	30	20	DFT-s-OFDM QPSK	Inner_Full	25_12	2639	527799	23.25
3	Middle2	30	20	DFT-s-OFDM QPSK	Inner_Full	25_12	2592.99	518598	23.22
4	Middle3	30	20	DFT-s-OFDM QPSK	Inner_Full	25_12	2455.02	509406	23.07
5	Low	30	20	DFT-s-OFDM QPSK	Inner_Full	25_12	2501.01	500205	23.29
6	High	30	100	DFT-s-OFDM QPSK	Inner_Full	135_67	2640	528000	23.12
7	Middle1	30	100	DFT-s-OFDM QPSK	Inner_Full	135_67	2616.495	523299	22.86
8	Middle2	30	100	DFT-s-OFDM QPSK	Inner_Full	135_67	2592.99	518598	22.88
9	Middle3	30	100	DFT-s-OFDM QPSK	Inner_Full	135_67	2569.5	513900	23.17
10	Low	30	100	DFT-s-OFDM QPSK	Inner_Full	135_67	2546.01	509202	22.53
No.	Test Freq Description	5G-n41							Power Results (dBm)
		SCS (kHz)	NR BW (MHz)	Modulation	RB allocation		NR Test Freq. (MHz)	NR Test CH.	n41
1	Middle2	30	20	DFT-s-OFDM Pi/2 BPSK1	Inner_Full	25_12	2501.01	500205	23.17
2	Middle2	30	20	DFT-s-OFDM 16QAM	Inner_Full	25_12	2501.01	500205	23.25
3	Middle2	30	20	DFT-s-OFDM 64QAM	Inner_Full	25_12	2501.01	500205	23.13
4	Middle2	30	20	DFT-s-OFDM 256QAM	Inner_Full	25_12	2501.01	500205	21.63
5	Middle2	30	20	CP-OFDM QPSK	Inner_Full	25_12	2501.01	500205	23.19
6	Middle2	30	20	CP-OFDM 16QAM	Inner_Full	25_12	2501.01	500205	23.12
7	Middle2	30	20	CP-OFDM 64QAM	Inner_Full	25_12	2501.01	500205	22.65
8	Middle2	30	20	CP-OFDM 256QAM	Inner_Full	25_12	2501.01	500205	19.66
9	Middle	30	20	DFT-s-OFDM QPSK	Edge_Full_Right	2_49	2501.01	500205	22.61
10	Middle	30	20	DFT-s-OFDM QPSK	Edge_Full_Left	2_0	2501.01	500205	22.58
11	Middle	30	20	DFT-s-OFDM QPSK	Edge_1RB_Right	1_50	2501.01	500205	22.61
12	Middle	30	20	DFT-s-OFDM QPSK	Edge_1RB_Left	1_0	2501.01	500205	22.55
13	Middle	30	20	DFT-s-OFDM QPSK	Inner_1RB_Right	1_49	2501.01	500205	23.13
14	Middle	30	20	DFT-s-OFDM QPSK	Inner_1RB_Left	1_1	2501.01	500205	23.06
15	Middle	30	20	DFT-s-OFDM QPSK	Outer_Full	50_0	2501.01	500205	23.19
18	Middle2	30	30	DFT-s-OFDM QPSK	Inner_Full	36_18	2501.01	500205	23.20
19	Middle2	30	40	DFT-s-OFDM QPSK	Inner_Full	50_25	2501.01	500205	23.11
20	Middle2	30	50	DFT-s-OFDM QPSK	Inner_Full	64_32	2501.01	500205	22.96
21	Middle2	30	60	DFT-s-OFDM QPSK	Inner_Full	81_40	2501.01	500205	23.16
22	Middle2	30	70	DFT-s-OFDM QPSK	Inner_Full	90_45	2501.01	500205	22.98
23	Middle2	30	80	DFT-s-OFDM QPSK	Inner_Full	108_54	2501.01	500205	22.96
24	Middle2	30	90	DFT-s-OFDM QPSK	Inner_Full	120_60	2501.01	500205	23.02

N41- PC2 DSI1/2/4/5 ANT8

No.	Test Freq Description	5G-n41							Power Results (dBm)	
		SCS (kHz)	NR BW (MHz)	Modulation	RB allocation		NR Test Freq. (MHz)	NR Test CH.	Tune up	n41
1	High	30	20	DFT-s-OFDM QPSK	Inner_Full	25_12	2685	537000	27.00	26.14
2	Middle1	30	20	DFT-s-OFDM QPSK	Inner_Full	25_12	2639	527799	27.00	26.44
3	Middle2	30	20	DFT-s-OFDM QPSK	Inner_Full	25_12	2592.99	518598	27.00	26.41
4	Middle3	30	20	DFT-s-OFDM QPSK	Inner_Full	25_12	2455.02	509406	27.00	26.24
5	Low	30	20	DFT-s-OFDM QPSK	Inner_Full	25_12	2501.01	500205	27.00	26.49
6	High	30	100	DFT-s-OFDM QPSK	Inner_Full	135_67	2640	528000	27.00	26.30
7	Middle1	30	100	DFT-s-OFDM QPSK	Inner_Full	135_67	2616.495	523299	27.00	26.00
8	Middle2	30	100	DFT-s-OFDM QPSK	Inner_Full	135_67	2592.99	518598	27.00	26.02
9	Middle3	30	100	DFT-s-OFDM QPSK	Inner_Full	135_67	2569.5	513900	27.00	26.35
10	Low	30	100	DFT-s-OFDM QPSK	Inner_Full	135_67	2546.01	509202	27.00	25.62
No.	Test Freq Description	5G-n41							Power Results (dBm)	
		SCS (kHz)	NR BW (MHz)	Modulation	RB allocation		NR Test Freq. (MHz)	NR Test CH.	Tune up	n41
1	Middle2	30	20	DFT-s-OFDM Pi/2 BPSK1	Inner_Full	25_12	2501.01	500205	27.00	26.44
2	Middle2	30	20	DFT-s-OFDM 16QAM	Inner_Full	25_12	2501.01	500205	26.00	25.58
3	Middle2	30	20	DFT-s-OFDM 64QAM	Inner_Full	25_12	2501.01	500205	24.50	24.12
4	Middle2	30	20	DFT-s-OFDM 256QAM	Inner_Full	25_12	2501.01	500205	22.50	22.08
5	Middle2	30	20	CP-OFDM QPSK	Inner_Full	25_12	2501.01	500205	25.50	25.08
6	Middle2	30	20	CP-OFDM 16QAM	Inner_Full	25_12	2501.01	500205	25.00	24.56
7	Middle2	30	20	CP-OFDM 64QAM	Inner_Full	25_12	2501.01	500205	23.50	23.06
8	Middle2	30	20	CP-OFDM 256QAM	Inner_Full	25_12	2501.01	500205	20.50	20.04
9	Middle	30	20	DFT-s-OFDM QPSK	Edge_Full_Right	2_49	2501.01	500205	23.50	23
10	Middle	30	20	DFT-s-OFDM QPSK	Edge_Full_Left	2_0	2501.01	500205	23.50	23.04
11	Middle	30	20	DFT-s-OFDM QPSK	Edge_1RB_Right	1_50	2501.01	500205	23.50	23.02
12	Middle	30	20	DFT-s-OFDM QPSK	Edge_1RB_Left	1_0	2501.01	500205	23.50	23.04
13	Middle	30	20	DFT-s-OFDM QPSK	Inner_1RB_Right	1_49	2501.01	500205	27.00	26.48
14	Middle	30	20	DFT-s-OFDM QPSK	Inner_1RB_Left	1_1	2501.01	500205	27.00	26.47
15	Middle	30	20	DFT-s-OFDM QPSK	Outer_Full	50_0	2501.01	500205	26.00	25.32
18	Middle2	30	30	DFT-s-OFDM QPSK	Inner_Full	36_18	2501.01	500205	27.00	26.39
19	Middle2	30	40	DFT-s-OFDM QPSK	Inner_Full	50_25	2501.01	500205	27.00	26.28
20	Middle2	30	50	DFT-s-OFDM QPSK	Inner_Full	64_32	2501.01	500205	27.00	26.12
21	Middle2	30	60	DFT-s-OFDM QPSK	Inner_Full	81_40	2501.01	500205	27.00	26.34
22	Middle2	30	70	DFT-s-OFDM QPSK	Inner_Full	90_45	2501.01	500205	27.00	26.14
23	Middle2	30	80	DFT-s-OFDM QPSK	Inner_Full	108_54	2501.01	500205	27.00	26.11
24	Middle2	30	90	DFT-s-OFDM QPSK	Inner_Full	120_60	2501.01	500205	27.00	26.18

N41- PC3 DSI0/1/2/4/5 ANT8

No.	Test Freq Description	5G-n41							Power Results (dBm)	
		SCS (kHz)	NR BW (MHz)	Modulation	RB allocation		NR Test Freq. (MHz)	NR Test CH.	Tune up	n41
1	High	30	20	DFT-s-OFDM QPSK	Inner_Full	25_12	2685	537000	22.83	
2	Middle1	30	20	DFT-s-OFDM QPSK	Inner_Full	25_12	2639	527799	23.09	
3	Middle2	30	20	DFT-s-OFDM QPSK	Inner_Full	25_12	2592.99	518598	23.06	
4	Middle3	30	20	DFT-s-OFDM QPSK	Inner_Full	25_12	2455.02	509406	22.91	
5	Low	30	20	DFT-s-OFDM QPSK	Inner_Full	25_12	2501.01	500205	23.13	
6	High	30	100	DFT-s-OFDM QPSK	Inner_Full	135_67	2640	528000	22.96	
7	Middle1	30	100	DFT-s-OFDM QPSK	Inner_Full	135_67	2616.495	523299	22.70	
8	Middle2	30	100	DFT-s-OFDM QPSK	Inner_Full	135_67	2592.99	518598	22.72	
9	Middle3	30	100	DFT-s-OFDM QPSK	Inner_Full	135_67	2569.5	513900	23.01	
10	Low	30	100	DFT-s-OFDM QPSK	Inner_Full	135_67	2546.01	509202	22.37	
No.	Test Freq Description	5G-n41							Power Results (dBm)	
		SCS (kHz)	NR BW (MHz)	Modulation	RB allocation		NR Test Freq. (MHz)	NR Test CH.	Tune up	n41
1	Middle2	30	20	DFT-s-OFDM Pi/2 BPSK1	Inner_Full	25_12	2501.01	500205	23.07	
2	Middle2	30	20	DFT-s-OFDM 16QAM	Inner_Full	25_12	2501.01	500205	22.10	
3	Middle2	30	20	DFT-s-OFDM 64QAM	Inner_Full	25_12	2501.01	500205	23.04	
4	Middle2	30	20	DFT-s-OFDM 256QAM	Inner_Full	25_12	2501.01	500205	21.61	
5	Middle2	30	20	CP-OFDM QPSK	Inner_Full	25_12	2501.01	500205	23.01	
6	Middle2	30	20	CP-OFDM 16QAM	Inner_Full	25_12	2501.01	500205	23.12	
7	Middle2	30	20	CP-OFDM 64QAM	Inner_Full	25_12	2501.01	500205	22.65	
8	Middle2	30	20	CP-OFDM 256QAM	Inner_Full	25_12	2501.01	500205	19.69	
9	Middle	30	20	DFT-s-OFDM QPSK	Edge_Full_Right	2_49	2501.01	500205	22.57	
10	Middle	30	20	DFT-s-OFDM QPSK	Edge_Full_Left	2_0	2501.01	500205	22.55	
11	Middle	30	20	DFT-s-OFDM QPSK	Edge_1RB_Right	1_50	2501.01	500205	22.59	
12	Middle	30	20	DFT-s-OFDM QPSK	Edge_1RB_Left	1_0	2501.01	500205	22.42	
13	Middle	30	20	DFT-s-OFDM QPSK	Inner_1RB_Right	1_49	2501.01	500205	23.04	
14	Middle	30	20	DFT-s-OFDM QPSK	Inner_1RB_Left	1_1	2501.01	500205	22.94	
15	Middle	30	20	DFT-s-OFDM QPSK	Outer_Full	50_0	2501.01	500205	22.80	
18	Middle2	30	30	DFT-s-OFDM QPSK	Inner_Full	36_18	2501.01	500205	23.09	
19	Middle2	30	40	DFT-s-OFDM QPSK	Inner_Full	50_25	2501.01	500205	22.99	
20	Middle2	30	50	DFT-s-OFDM QPSK	Inner_Full	64_32	2501.01	500205	22.85	
21	Middle2	30	60	DFT-s-OFDM QPSK	Inner_Full	81_40	2501.01	500205	23.05	
22	Middle2	30	70	DFT-s-OFDM QPSK	Inner_Full	90_45	2501.01	500205	22.87	
23	Middle2	30	80	DFT-s-OFDM QPSK	Inner_Full	108_54	2501.01	500205	22.85	
24	Middle2	30	90	DFT-s-OFDM QPSK	Inner_Full	120_60	2501.01	500205	22.91	

N41- PC3 DSI3 ANT8

No.	Test Freq Description	5G-n41							Power Results (dBm)	
		SCS (kHz)	NR BW (MHz)	Modulation	RB allocation		NR Test Freq. (MHz)	NR Test CH.	n41	
1	High	30	20	DFT-s-OFDM QPSK	Inner_Full	25_12	2685	537000	20.92	
2	Middle1	30	20	DFT-s-OFDM QPSK	Inner_Full	25_12	2639	527799	21.15	
3	Middle2	30	20	DFT-s-OFDM QPSK	Inner_Full	25_12	2592.99	518598	21.13	
4	Middle3	30	20	DFT-s-OFDM QPSK	Inner_Full	25_12	2455.02	509406	20.99	
5	Low	30	20	DFT-s-OFDM QPSK	Inner_Full	25_12	2501.01	500205	21.19	
6	High	30	100	DFT-s-OFDM QPSK	Inner_Full	135_67	2640	528000	21.03	
7	Middle1	30	100	DFT-s-OFDM QPSK	Inner_Full	135_67	2616.495	523299	20.80	
8	Middle2	30	100	DFT-s-OFDM QPSK	Inner_Full	135_67	2592.99	518598	20.81	
9	Middle3	30	100	DFT-s-OFDM QPSK	Inner_Full	135_67	2569.5	513900	21.08	
10	Low	30	100	DFT-s-OFDM QPSK	Inner_Full	135_67	2546.01	509202	20.49	
No.	Test Freq Description	5G-n41							Power Results (dBm)	
		SCS (kHz)	NR BW (MHz)	Modulation	RB allocation		NR Test Freq. (MHz)	NR Test CH.	n41	
1	Middle2	30	20	DFT-s-OFDM PI/2 BPSK1	Inner_Full	25_12	2501.01	500205	21.09	
2	Middle2	30	20	DFT-s-OFDM 16QAM	Inner_Full	25_12	2501.01	500205	21.13	
3	Middle2	30	20	DFT-s-OFDM 64QAM	Inner_Full	25_12	2501.01	500205	21.09	
4	Middle2	30	20	DFT-s-OFDM 256QAM	Inner_Full	25_12	2501.01	500205	21.14	
5	Middle2	30	20	CP-OFDM QPSK	Inner_Full	25_12	2501.01	500205	21.15	
6	Middle2	30	20	CP-OFDM 16QAM	Inner_Full	25_12	2501.01	500205	21.08	
7	Middle2	30	20	CP-OFDM 64QAM	Inner_Full	25_12	2501.01	500205	21.13	
8	Middle2	30	20	CP-OFDM 256QAM	Inner_Full	25_12	2501.01	500205	19.69	
9	Middle	30	20	DFT-s-OFDM QPSK	Edge_Full_Right	2_49	2501.01	500205	21.11	
10	Middle	30	20	DFT-s-OFDM QPSK	Edge_Full_Left	2_0	2501.01	500205	21.07	
11	Middle	30	20	DFT-s-OFDM QPSK	Edge_1RB_Right	1_50	2501.01	500205	20.50	
12	Middle	30	20	DFT-s-OFDM QPSK	Edge_1RB_Left	1_0	2501.01	500205	20.94	
13	Middle	30	20	DFT-s-OFDM QPSK	Inner_1RB_Right	1_49	2501.01	500205	21.14	
14	Middle	30	20	DFT-s-OFDM QPSK	Inner_1RB_Left	1_1	2501.01	500205	21.11	
15	Middle	30	20	DFT-s-OFDM QPSK	Outer_Full	50_0	2501.01	500205	21.08	
18	Middle2	30	30	DFT-s-OFDM QPSK	Inner_Full	36_18	2501.01	500205	21.15	
19	Middle2	30	40	DFT-s-OFDM QPSK	Inner_Full	50_25	2501.01	500205	21.06	
20	Middle2	30	50	DFT-s-OFDM QPSK	Inner_Full	64_32	2501.01	500205	20.93	
21	Middle2	30	60	DFT-s-OFDM QPSK	Inner_Full	81_40	2501.01	500205	21.12	
22	Middle2	30	70	DFT-s-OFDM QPSK	Inner_Full	90_45	2501.01	500205	20.95	
23	Middle2	30	80	DFT-s-OFDM QPSK	Inner_Full	108_54	2501.01	500205	20.93	
24	Middle2	30	90	DFT-s-OFDM QPSK	Inner_Full	120_60	2501.01	500205	20.99	

N71- DSI0/1/2/3/4/5 ANT2

No.	Test Freq Description	5G-n71							Power Results (dBm)	
		SCS (kHz)	NR BW (MHz)	Modulation	RB allocation		NR Test Freq. (MHz)	NR Test CH.	Tune up	n71
1	High	15	5	DFT-s-OFDM QPSK	Inner_Full	12_6	695.5	139100	24.50	23.66
2	Middle	15	5	DFT-s-OFDM QPSK	Inner_Full	12_6	680.5	136100	24.50	23.86
3	Low	15	5	DFT-s-OFDM QPSK	Inner_Full	12_6	665.5	133100	24.50	23.84
4	High	15	20	DFT-s-OFDM QPSK	Inner_Full	50_25	688	137600	24.50	23.61
5	Middle	15	20	DFT-s-OFDM QPSK	Inner_Full	50_25	680.5	136100	24.50	23.75
6	Low	15	20	DFT-s-OFDM QPSK	Inner_Full	50_25	673	134600	24.50	23.69
No.	Test Freq Description	5G-n71							Power Results (dBm)	
		SCS (kHz)	NR BW (MHz)	Modulation	RB allocation		NR Test Freq. (MHz)	NR Test CH.	Tune up	n71
1	Middle	15	5	DFT-s-OFDM PI/2 BPSK1	Inner_Full	12_6	680.5	136100	24.50	23.79
2	Middle	15	5	DFT-s-OFDM 16QAM	Inner_Full	12_6	680.5	136100	23.50	23.26
3	Middle	15	5	DFT-s-OFDM 64QAM	Inner_Full	12_6	680.5	136100	22.00	21.82
4	Middle	15	5	DFT-s-OFDM 256QAM	Inner_Full	12_6	680.5	136100	20.00	19.84
5	Middle	15	5	CP-OFDM QPSK	Inner_Full	12_6	680.5	136100	23.00	22.84
6	Middle	15	5	CP-OFDM 16QAM	Inner_Full	12_6	680.5	136100	22.50	22.38
7	Middle	15	5	CP-OFDM 64QAM	Inner_Full	12_6	680.5	136100	21.00	20.85
8	Middle	15	5	CP-OFDM 256QAM	Inner_Full	12_6	680.5	136100	18.00	17.82
9	Middle	15	5	DFT-s-OFDM QPSK	Edge_Full_Right	2_23	680.5	136100	23.50	23.21
10	Middle	15	5	DFT-s-OFDM QPSK	Edge_Full_Left	2_0	680.5	136100	23.50	23.24
11	Middle	15	5	DFT-s-OFDM QPSK	Edge_1RB_Right	1_24	680.5	136100	23.50	23.24
12	Middle	15	5	DFT-s-OFDM QPSK	Edge_1RB_Left	1_0	680.5	136100	23.50	23.21
13	Middle	15	5	DFT-s-OFDM QPSK	Inner_1RB_Right	1_23	680.5	136100	24.50	23.64
14	Middle	15	5	DFT-s-OFDM QPSK	Inner_1RB_Left	1_1	680.5	136100	24.50	23.76
15	Middle	15	5	DFT-s-OFDM QPSK	Outer_Full	25_0	680.5	136100	24.50	23.25
15	Middle	15	10	DFT-s-OFDM QPSK	Inner_Full	25_12	680.5	136100	24.50	23.14
18	Middle	15	15	DFT-s-OFDM QPSK	Inner_Full	36_18	680.5	136100	24.50	23.18

N77 L- DSIO ANT6

No.	Test Freq Description	5G-n77						Power Results	
		SCS (kHz)	NR BW (MHz)	Modulation	RB allocation		NR Test Freq. (MHz)	NR Test CH.	n77
1	High	30	20	DFT-s-OFDM QPSK	Inner_Full	25@12	3540	636000	20.06
2	Middle	30	20	DFT-s-OFDM QPSK	Inner_Full	25@12	3500.01	633334	20.03
6	Low	30	20	DFT-s-OFDM QPSK	Inner_Full	25@12	3460.02	630668	19.96
7	High	30	100	DFT-s-OFDM QPSK	Inner_Full	135@67	3499.98	633332	20.18
8	Middle	30	100	DFT-s-OFDM QPSK	Inner_Full	135@67	3500.01	633334	20.09
No.	Test Freq Description	5G-n77						Power Results (dBm)	
		SCS (kHz)	NR BW (MHz)	Modulation	RB allocation		NR Test Freq. (MHz)	NR Test CH.	n77
1	Middle	30	100	DFT-s-OFDM PI/2 BPSK1	Inner_Full	135@67	3499.98	633332	20.11
2	Middle	30	100	DFT-s-OFDM 16QAM	Inner_Full	135@67	3499.98	633332	19.74
3	Middle	30	100	DFT-s-OFDM 64QAM	Inner_Full	135@67	3499.98	633332	19.83
4	Middle	30	100	DFT-s-OFDM 256QAM	Inner_Full	135@67	3499.98	633332	20.14
5	Middle	30	100	CP-OFDM QPSK	Inner_Full	135@67	3499.98	633332	19.78
6	Middle	30	100	CP-OFDM 16QAM	Inner_Full	135@67	3499.98	633332	20.16
7	Middle	30	100	CP-OFDM 64QAM	Inner_Full	135@67	3499.98	633332	19.82
8	Middle	30	100	CP-OFDM 256QAM	Inner_Full	135@67	3499.98	633332	19.71
1	Middle	30	100	DFT-s-OFDM QPSK	Edge_1RB_Right	1@272	3499.98	633332	19.97
6	Middle	30	100	DFT-s-OFDM QPSK	Edge_1RB_Left	1@0	3499.98	633332	19.44
9	Middle	30	100	DFT-s-OFDM QPSK	Edge_Full_Right	2@271	3499.98	633332	19.94
10	Middle	30	100	DFT-s-OFDM QPSK	Edge_Full_Left	2@0	3499.98	633332	19.50
11	Middle	30	100	DFT-s-OFDM QPSK	Inner_1RB_Right	1@271	3499.98	633332	19.98
12	Middle	30	100	DFT-s-OFDM QPSK	Inner_1RB_Left	1@1	3499.98	633332	19.46
13	Middle	30	100	DFT-s-OFDM QPSK	Outer_Full	270@0	3499.98	633332	19.72
18	Middle-5	30	40	DFT-s-OFDM QPSK	Inner_Full	50@25	3499.98	633332	19.96
19	Middle-5	30	50	DFT-s-OFDM QPSK	Inner_Full	64@32	3499.98	633332	19.91
20	Middle-5	30	60	DFT-s-OFDM QPSK	Inner_Full	81@40	3499.98	633332	19.99
20	Middle-5	30	70	DFT-s-OFDM QPSK	Inner_Full	90@45	3499.98	633332	19.98
22	Middle-5	30	80	DFT-s-OFDM QPSK	Inner_Full	108@54	3499.98	633332	19.96
23	Middle-5	30	90	DFT-s-OFDM QPSK	Inner_Full	120@60	3499.98	633332	19.89

N77 L- DSII/5 ANT6

No.	Test Freq Description	5G-n77						Power Results	
		SCS (kHz)	NR BW (MHz)	Modulation	RB allocation		NR Test Freq. (MHz)	NR Test CH.	n77
1	High	30	20	DFT-s-OFDM QPSK	Inner_Full	25@12	3540	636000	24.14
2	Middle	30	20	DFT-s-OFDM QPSK	Inner_Full	25@12	3500.01	633334	24.10
6	Low	30	20	DFT-s-OFDM QPSK	Inner_Full	25@12	3460.02	630668	24.02
7	High	30	100	DFT-s-OFDM QPSK	Inner_Full	135@67	3499.98	633332	24.29
8	Middle	30	100	DFT-s-OFDM QPSK	Inner_Full	135@67	3500.01	633334	24.18
No.	Test Freq Description	5G-n77						Power Results (dBm)	
		SCS (kHz)	NR BW (MHz)	Modulation	RB allocation		NR Test Freq. (MHz)	NR Test CH.	n77
1	Middle	30	100	DFT-s-OFDM PI/2 BPSK1	Inner_Full	135@67	3499.98	633332	24.23
2	Middle	30	100	DFT-s-OFDM 16QAM	Inner_Full	135@67	3499.98	633332	23.91
3	Middle	30	100	DFT-s-OFDM 64QAM	Inner_Full	135@67	3499.98	633332	22.62
4	Middle	30	100	DFT-s-OFDM 256QAM	Inner_Full	135@67	3499.98	633332	21.23
5	Middle	30	100	CP-OFDM QPSK	Inner_Full	135@67	3499.98	633332	23.36
6	Middle	30	100	CP-OFDM 16QAM	Inner_Full	135@67	3499.98	633332	23.02
7	Middle	30	100	CP-OFDM 64QAM	Inner_Full	135@67	3499.98	633332	22.63
8	Middle	30	100	CP-OFDM 256QAM	Inner_Full	135@67	3499.98	633332	19.81
1	Middle	30	100	DFT-s-OFDM QPSK	Edge_1RB_Right	1@272	3499.98	633332	22.15
6	Middle	30	100	DFT-s-OFDM QPSK	Edge_1RB_Left	1@0	3499.98	633332	21.67
9	Middle	30	100	DFT-s-OFDM QPSK	Edge_Full_Right	2@271	3499.98	633332	22.18
10	Middle	30	100	DFT-s-OFDM QPSK	Edge_Full_Left	2@0	3499.98	633332	21.74
11	Middle	30	100	DFT-s-OFDM QPSK	Inner_1RB_Right	1@271	3499.98	633332	23.92
12	Middle	30	100	DFT-s-OFDM QPSK	Inner_1RB_Left	1@1	3499.98	633332	23.50
13	Middle	30	100	DFT-s-OFDM QPSK	Outer_Full	270@0	3499.98	633332	23.74
18	Middle-5	30	40	DFT-s-OFDM QPSK	Inner_Full	50@25	3499.98	633332	24.02
19	Middle-5	30	50	DFT-s-OFDM QPSK	Inner_Full	64@32	3499.98	633332	23.97
20	Middle-5	30	60	DFT-s-OFDM QPSK	Inner_Full	81@40	3499.98	633332	24.06
20	Middle-5	30	70	DFT-s-OFDM QPSK	Inner_Full	90@45	3499.98	633332	24.05
22	Middle-5	30	80	DFT-s-OFDM QPSK	Inner_Full	108@54	3499.98	633332	24.02
23	Middle-5	30	90	DFT-s-OFDM QPSK	Inner_Full	120@60	3499.98	633332	23.94

N77 L- DS13 ANT6

No.	Test Freq Description	5G-n77						Power Results	
		SCS (kHz)	NR BW (MHz)	Modulation	RB allocation		NR Test Freq. (MHz)	NR Test CH.	n77
1	High	30	20	DFT-s-OFDM QPSK	Inner_Full	25@12	3540	636000	18.10
2	Middle	30	20	DFT-s-OFDM QPSK	Inner_Full	25@12	3500.01	633334	18.07
6	Low	30	20	DFT-s-OFDM QPSK	Inner_Full	25@12	3460.02	630668	18.01
7	High	30	100	DFT-s-OFDM QPSK	Inner_Full	135@67	3499.98	633332	18.21
8	Middle	30	100	DFT-s-OFDM QPSK	Inner_Full	135@67	3500.01	633334	18.13
No.	Test Freq Description	5G-n77						Power Results (dBm)	
		SCS (kHz)	NR BW (MHz)	Modulation	RB allocation		NR Test Freq. (MHz)	NR Test CH.	n77
1	Middle	30	100	DFT-s-OFDM PI/2 BPSK1	Inner_Full	135@67	3499.98	633332	18.17
2	Middle	30	100	DFT-s-OFDM 16QAM	Inner_Full	135@67	3499.98	633332	18.13
3	Middle	30	100	DFT-s-OFDM 64QAM	Inner_Full	135@67	3499.98	633332	18.15
4	Middle	30	100	DFT-s-OFDM 256QAM	Inner_Full	135@67	3499.98	633332	18.16
5	Middle	30	100	CP-OFDM QPSK	Inner_Full	135@67	3499.98	633332	18.14
6	Middle	30	100	CP-OFDM 16QAM	Inner_Full	135@67	3499.98	633332	18.17
7	Middle	30	100	CP-OFDM 64QAM	Inner_Full	135@67	3499.98	633332	18.13
8	Middle	30	100	CP-OFDM 256QAM	Inner_Full	135@67	3499.98	633332	18.12
1	Middle	30	100	DFT-s-OFDM QPSK	Edge_1RB_Right	1@272	3499.98	633332	18.16
6	Middle	30	100	DFT-s-OFDM QPSK	Edge_1RB_Left	1@0	3499.98	633332	17.71
9	Middle	30	100	DFT-s-OFDM QPSK	Edge_Full_Right	2@271	3499.98	633332	18.11
10	Middle	30	100	DFT-s-OFDM QPSK	Edge_Full_Left	2@0	3499.98	633332	17.76
11	Middle	30	100	DFT-s-OFDM QPSK	Inner_1RB_Right	1@271	3499.98	633332	18.18
12	Middle	30	100	DFT-s-OFDM QPSK	Inner_1RB_Left	1@1	3499.98	633332	17.67
13	Middle	30	100	DFT-s-OFDM QPSK	Outer_Full	270@0	3499.98	633332	17.93
18	Middle-5	30	40	DFT-s-OFDM QPSK	Inner_Full	50@25	3499.98	633332	18.01
19	Middle-5	30	50	DFT-s-OFDM QPSK	Inner_Full	64@32	3499.98	633332	17.97
20	Middle-5	30	60	DFT-s-OFDM QPSK	Inner_Full	81@40	3499.98	633332	18.04
20	Middle-5	30	70	DFT-s-OFDM QPSK	Inner_Full	90@45	3499.98	633332	18.03
22	Middle-5	30	80	DFT-s-OFDM QPSK	Inner_Full	108@54	3499.98	633332	18.01
23	Middle-5	30	90	DFT-s-OFDM QPSK	Inner_Full	120@60	3499.98	633332	17.95

N77 L- DS14 ANT6

No.	Test Freq Description	5G-n77						Power Results	
		SCS (kHz)	NR BW (MHz)	Modulation	RB allocation		NR Test Freq. (MHz)	NR Test CH.	n77
1	High	30	20	DFT-s-OFDM QPSK	Inner_Full	25@12	3540	636000	22.09
2	Middle	30	20	DFT-s-OFDM QPSK	Inner_Full	25@12	3500.01	633334	22.09
6	Low	30	20	DFT-s-OFDM QPSK	Inner_Full	25@12	3460.02	630668	21.97
7	High	30	100	DFT-s-OFDM QPSK	Inner_Full	135@67	3499.98	633332	22.29
8	Middle	30	100	DFT-s-OFDM QPSK	Inner_Full	135@67	3500.01	633334	22.07
No.	Test Freq Description	5G-n77						Power Results (dBm)	
		SCS (kHz)	NR BW (MHz)	Modulation	RB allocation		NR Test Freq. (MHz)	NR Test CH.	n77
1	Middle	30	100	DFT-s-OFDM PI/2 BPSK1	Inner_Full	135@67	3499.98	633332	22.05
2	Middle	30	100	DFT-s-OFDM 16QAM	Inner_Full	135@67	3499.98	633332	22.18
3	Middle	30	100	DFT-s-OFDM 64QAM	Inner_Full	135@67	3499.98	633332	22.06
4	Middle	30	100	DFT-s-OFDM 256QAM	Inner_Full	135@67	3499.98	633332	21.04
5	Middle	30	100	CP-OFDM QPSK	Inner_Full	135@67	3499.98	633332	22.03
6	Middle	30	100	CP-OFDM 16QAM	Inner_Full	135@67	3499.98	633332	22.13
7	Middle	30	100	CP-OFDM 64QAM	Inner_Full	135@67	3499.98	633332	22.07
8	Middle	30	100	CP-OFDM 256QAM	Inner_Full	135@67	3499.98	633332	19.59
1	Middle	30	100	DFT-s-OFDM QPSK	Edge_1RB_Right	1@272	3499.98	633332	21.98
6	Middle	30	100	DFT-s-OFDM QPSK	Edge_1RB_Left	1@0	3499.98	633332	21.94
9	Middle	30	100	DFT-s-OFDM QPSK	Edge_Full_Right	2@271	3499.98	633332	21.83
10	Middle	30	100	DFT-s-OFDM QPSK	Edge_Full_Left	2@0	3499.98	633332	21.55
11	Middle	30	100	DFT-s-OFDM QPSK	Inner_1RB_Right	1@271	3499.98	633332	22.07
12	Middle	30	100	DFT-s-OFDM QPSK	Inner_1RB_Left	1@1	3499.98	633332	22.14
13	Middle	30	100	DFT-s-OFDM QPSK	Outer_Full	270@0	3499.98	633332	21.82
18	Middle-5	30	40	DFT-s-OFDM QPSK	Inner_Full	50@25	3499.98	633332	22.01
19	Middle-5	30	50	DFT-s-OFDM QPSK	Inner_Full	64@32	3499.98	633332	21.98
20	Middle-5	30	60	DFT-s-OFDM QPSK	Inner_Full	81@40	3499.98	633332	22.07
20	Middle-5	30	70	DFT-s-OFDM QPSK	Inner_Full	90@45	3499.98	633332	21.99
22	Middle-5	30	80	DFT-s-OFDM QPSK	Inner_Full	108@54	3499.98	633332	21.84
23	Middle-5	30	90	DFT-s-OFDM QPSK	Inner_Full	120@60	3499.98	633332	21.89

N77 L- DS12 ANT6

No.	Test Freq Description	5G-n77							Tune up	Power Results
		SCS (kHz)	NR BW (MHz)	Modulation	RB allocation		NR Test Freq. (MHz)	NR Test CH.		
1	High	30	20	DFT-s-OFDM QPSK	Inner_Full	25@12	3540	636000	27.00	25.94
2	Middle	30	20	DFT-s-OFDM QPSK	Inner_Full	25@12	3500.01	633334	27.00	25.72
6	Low	30	20	DFT-s-OFDM QPSK	Inner_Full	25@12	3460.02	630668	27.00	25.30
7	High	30	100	DFT-s-OFDM QPSK	Inner_Full	135@67	3499.98	633332	27.00	26.10
8	Middle	30	100	DFT-s-OFDM QPSK	Inner_Full	135@67	3500.01	633334	27.00	25.98
No.	Test Freq Description	5G-n77							Tune up	Power Results (dBm)
		SCS (kHz)	NR BW (MHz)	Modulation	RB allocation		NR Test Freq. (MHz)	NR Test CH.		
1	Middle	30	100	DFT-s-OFDM P1/2 BPSK1	Inner_Full	135@67	3499.98	633332	27.00	26.03
2	Middle	30	100	DFT-s-OFDM 16QAM	Inner_Full	135@67	3499.98	633332	26.00	25.00
3	Middle	30	100	DFT-s-OFDM 64QAM	Inner_Full	135@67	3499.98	633332	24.50	23.54
4	Middle	30	100	DFT-s-OFDM 256QAM	Inner_Full	135@67	3499.98	633332	22.50	21.68
5	Middle	30	100	CP-OFDM QPSK	Inner_Full	135@67	3499.98	633332	25.50	24.38
6	Middle	30	100	CP-OFDM 16QAM	Inner_Full	135@67	3499.98	633332	25.00	23.90
7	Middle	30	100	CP-OFDM 64QAM	Inner_Full	135@67	3499.98	633332	23.50	22.64
8	Middle	30	100	CP-OFDM 256QAM	Inner_Full	135@67	3499.98	633332	20.50	19.65
1	Middle	30	100	DFT-s-OFDM QPSK	Edge_1RB_Right	1@272	3499.98	633332	23.50	22.42
6	Middle	30	100	DFT-s-OFDM QPSK	Edge_1RB_Left	1@0	3499.98	633332	23.50	21.92
9	Middle	30	100	DFT-s-OFDM QPSK	Edge_Full_Right	2@271	3499.98	633332	23.50	22.46
10	Middle	30	100	DFT-s-OFDM QPSK	Edge_Full_Left	2@0	3499.98	633332	23.50	21.91
11	Middle	30	100	DFT-s-OFDM QPSK	Inner_1RB_Right	1@271	3499.98	633332	27.00	25.74
12	Middle	30	100	DFT-s-OFDM QPSK	Inner_1RB_Left	1@1	3499.98	633332	27.00	25.61
13	Middle	30	100	DFT-s-OFDM QPSK	Outer_Full	270@0	3499.98	633332	26.00	24.72
18	Middle-5	30	40	DFT-s-OFDM QPSK	Inner_Full	50@25	3499.98	633332	27.00	25.81
19	Middle-5	30	50	DFT-s-OFDM QPSK	Inner_Full	64@32	3499.98	633332	27.00	25.49
20	Middle-5	30	60	DFT-s-OFDM QPSK	Inner_Full	81@40	3499.98	633332	27.00	25.47
20	Middle-5	30	70	DFT-s-OFDM QPSK	Inner_Full	90@45	3499.98	633332	27.00	25.34
22	Middle-5	30	80	DFT-s-OFDM QPSK	Inner_Full	108@54	3499.98	633332	27.00	25.51
23	Middle-5	30	90	DFT-s-OFDM QPSK	Inner_Full	120@60	3499.98	633332	27.00	25.73

N77 H- DSI0 ANT6

No.	Test Freq Description	5G-n77							Power Results (dBm)
		SCS (kHz)	NR BW (MHz)	Modulation	RB allocation		NR Test Freq. (MHz)	NR Test CH.	
1	High	30	20	DFT-s-OFDM QPSK	Inner_Full	25@12	3969.990	664666	20.14
2	Middle-1	30	20	DFT-s-OFDM QPSK	Inner_Full	25@12	3918.000	661200	19.99
3	Middle-2	30	20	DFT-s-OFDM QPSK	Inner_Full	25@12	3866.000	657733	20.10
4	Middle-3	30	20	DFT-s-OFDM QPSK	Inner_Full	25@12	3814.000	654267	20.36
5	Middle-5	30	20	DFT-s-OFDM QPSK	Inner_Full	25@12	3762.000	650800	20.43
6	Low	30	20	DFT-s-OFDM QPSK	Inner_Full	25@12	3710.010	647334	20.41
7	High	30	100	DFT-s-OFDM QPSK	Inner_Full	135@67	3930.000	662000	20.06
8	Middle-1	30	100	DFT-s-OFDM QPSK	Inner_Full	135@67	3894.000	659600	20.04
9	Middle-2	30	100	DFT-s-OFDM QPSK	Inner_Full	135@67	3858.000	657200	20.07
10	Middle-3	30	100	DFT-s-OFDM QPSK	Inner_Full	135@67	3822.000	654800	20.44
11	Middle-4	30	100	DFT-s-OFDM QPSK	Inner_Full	135@67	3786.000	652400	20.17
12	Low	30	100	DFT-s-OFDM QPSK	Inner_Full	135@67	3750.000	650000	20.16
No.	Test Freq Description	5G-n77							Power Results (dBm)
		SCS (kHz)	NR BW (MHz)	Modulation	RB allocation		NR Test Freq. (MHz)	NR Test CH.	
1	default	30	100	DFT-s-OFDM PI/2 BPSK1	Inner_Full	135@67	3822.000	654800	20.33
2	default	30	100	DFT-s-OFDM 16QAM	Inner_Full	135@67	3822.000	654800	20.40
3	default	30	100	DFT-s-OFDM 64QAM	Inner_Full	135@67	3822.000	654800	20.37
4	default	30	100	DFT-s-OFDM 256QAM	Inner_Full	135@67	3822.000	654800	20.39
5	default	30	100	CP-OFDM QPSK	Inner_Full	135@67	3822.000	654800	20.42
6	default	30	100	CP-OFDM 16QAM	Inner_Full	135@67	3822.000	654800	20.43
7	default	30	100	CP-OFDM 64QAM	Inner_Full	135@67	3822.000	654800	20.36
8	default	30	100	CP-OFDM 256QAM	Inner_Full	135@67	3822.000	654800	19.89
9	default	30	100	DFT-s-OFDM QPSK	Edge_Full_Right	2@271	3822.000	654800	20.22
10	default	30	100	DFT-s-OFDM QPSK	Edge_Full_Left	2@0	3822.000	654800	20.41
11	default	30	100	DFT-s-OFDM QPSK	Inner_1RB_Right	1@271	3822.000	654800	20.18
12	default	30	100	DFT-s-OFDM QPSK	Inner_1RB_Left	1@1	3822.000	654800	20.40
13	default	30	100	DFT-s-OFDM QPSK	Outer_Full	270@0	3822.000	654800	20.33
14	default	30	100	DFT-s-OFDM QPSK	Edge_1RB_Left	1@0	3822.000	654800	20.43
15	default	30	100	DFT-s-OFDM QPSK	Edge_1RB_Right	1@272	3822.000	654800	20.19
16	default	30	40	DFT-s-OFDM QPSK	Inner_Full	50@25	3822.000	654800	19.91
17	default	30	50	DFT-s-OFDM QPSK	Inner_Full	64@32	3822.000	654800	19.97
18	default	30	60	DFT-s-OFDM QPSK	Inner_Full	81@40	3822.000	654800	19.95
19	default	30	70	DFT-s-OFDM QPSK	Inner_Full	90@45	3822.000	654800	20.08
19	default	30	80	DFT-s-OFDM QPSK	Inner_Full	108@54	3822.000	654800	20.04
20	default	30	90	DFT-s-OFDM QPSK	Inner_Full	120@60	3822.000	654800	20.03

N77 H- DSI1/5 ANT6

No.	Test Freq Description	5G-n77							Power Results (dBm)
		SCS (kHz)	NR BW (MHz)	Modulation	RB allocation		NR Test Freq. (MHz)	NR Test CH.	
1	High	30	20	DFT-s-OFDM QPSK	Inner_Full	25@12	3969.990	664666	24.15
2	Middle-1	30	20	DFT-s-OFDM QPSK	Inner_Full	25@12	3918.000	661200	23.97
3	Middle-2	30	20	DFT-s-OFDM QPSK	Inner_Full	25@12	3866.000	657733	24.11
4	Middle-3	30	20	DFT-s-OFDM QPSK	Inner_Full	25@12	3814.000	654267	24.41
5	Middle-5	30	20	DFT-s-OFDM QPSK	Inner_Full	25@12	3762.000	650800	24.50
6	Low	30	20	DFT-s-OFDM QPSK	Inner_Full	25@12	3710.010	647334	24.47
7	High	30	100	DFT-s-OFDM QPSK	Inner_Full	135@67	3930.000	662000	24.05
8	Middle-1	30	100	DFT-s-OFDM QPSK	Inner_Full	135@67	3894.000	659600	24.02
9	Middle-2	30	100	DFT-s-OFDM QPSK	Inner_Full	135@67	3858.000	657200	24.06
10	Middle-3	30	100	DFT-s-OFDM QPSK	Inner_Full	135@67	3822.000	654800	24.51
11	Middle-4	30	100	DFT-s-OFDM QPSK	Inner_Full	135@67	3786.000	652400	24.18
12	Low	30	100	DFT-s-OFDM QPSK	Inner_Full	135@67	3750.000	650000	24.17
No.	Test Freq Description	5G-n77							Power Results (dBm)
		SCS (kHz)	NR BW (MHz)	Modulation	RB allocation		NR Test Freq. (MHz)	NR Test CH.	
1	default	30	100	DFT-s-OFDM PI/2 BPSK1	Inner_Full	135@67	3822.000	654800	24.44
2	default	30	100	DFT-s-OFDM 16QAM	Inner_Full	135@67	3822.000	654800	24.43
3	default	30	100	DFT-s-OFDM 64QAM	Inner_Full	135@67	3822.000	654800	23.59
4	default	30	100	DFT-s-OFDM 256QAM	Inner_Full	135@67	3822.000	654800	21.94
5	default	30	100	CP-OFDM QPSK	Inner_Full	135@67	3822.000	654800	24.39
6	default	30	100	CP-OFDM 16QAM	Inner_Full	135@67	3822.000	654800	23.97
7	default	30	100	CP-OFDM 64QAM	Inner_Full	135@67	3822.000	654800	22.92
8	default	30	100	CP-OFDM 256QAM	Inner_Full	135@67	3822.000	654800	19.92
9	default	30	100	DFT-s-OFDM QPSK	Edge_Full_Right	2@271	3822.000	654800	22.73
10	default	30	100	DFT-s-OFDM QPSK	Edge_Full_Left	2@0	3822.000	654800	22.99
11	default	30	100	DFT-s-OFDM QPSK	Inner_1RB_Right	1@271	3822.000	654800	24.25
12	default	30	100	DFT-s-OFDM QPSK	Inner_1RB_Left	1@1	3822.000	654800	24.46
13	default	30	100	DFT-s-OFDM QPSK	Outer_Full	270@0	3822.000	654800	24.41
14	default	30	100	DFT-s-OFDM QPSK	Edge_1RB_Left	1@0	3822.000	654800	22.97
15	default	30	100	DFT-s-OFDM QPSK	Edge_1RB_Right	1@272	3822.000	654800	22.77
16	default	30	40	DFT-s-OFDM QPSK	Inner_Full	50@25	3822.000	654800	23.98
17	default	30	50	DFT-s-OFDM QPSK	Inner_Full	64@32	3822.000	654800	23.92
18	default	30	60	DFT-s-OFDM QPSK	Inner_Full	81@40	3822.000	654800	23.99
19	default	30	70	DFT-s-OFDM QPSK	Inner_Full	90@45	3822.000	654800	24.08
19	default	30	80	DFT-s-OFDM QPSK	Inner_Full	108@54	3822.000	654800	24.02
20	default	30	90	DFT-s-OFDM QPSK	Inner_Full	120@60	3822.000	654800	24.02

N77 H- DSI3 ANT6

No.	Test Freq Description	5G-n77							Power Results (dBm)
		SCS (kHz)	NR BW (MHz)	Modulation	RB allocation		NR Test Freq. (MHz)	NR Test CH.	n77
1	High	30	20	DFT-s-OFDM QPSK	Inner_Full	25@12	3969.990	664666	18.20
2	Middle-1	30	20	DFT-s-OFDM QPSK	Inner_Full	25@12	3918.000	661200	18.06
3	Middle-2	30	20	DFT-s-OFDM QPSK	Inner_Full	25@12	3866.000	657733	18.17
4	Middle-3	30	20	DFT-s-OFDM QPSK	Inner_Full	25@12	3814.000	654267	18.39
5	Middle-5	30	20	DFT-s-OFDM QPSK	Inner_Full	25@12	3762.000	650800	18.46
6	Low	30	20	DFT-s-OFDM QPSK	Inner_Full	25@12	3710.010	647334	18.44
7	High	30	100	DFT-s-OFDM QPSK	Inner_Full	135@67	3930.000	662000	18.12
8	Middle-1	30	100	DFT-s-OFDM QPSK	Inner_Full	135@67	3894.000	659600	18.10
9	Middle-2	30	100	DFT-s-OFDM QPSK	Inner_Full	135@67	3858.000	657200	18.13
10	Middle-3	30	100	DFT-s-OFDM QPSK	Inner_Full	135@67	3822.000	654800	18.47
11	Middle-4	30	100	DFT-s-OFDM QPSK	Inner_Full	135@67	3786.000	652400	18.22
12	Low	30	100	DFT-s-OFDM QPSK	Inner_Full	135@67	3750.000	650000	18.21
No.	Test Freq Description	5G-n77							Power Results (dBm)
		SCS (kHz)	NR BW (MHz)	Modulation	RB allocation		NR Test Freq. (MHz)	NR Test CH.	n77
1	default	30	100	DFT-s-OFDM PI/2 BPSK1	Inner_Full	135@67	3822.000	654800	18.39
2	default	30	100	DFT-s-OFDM 16QAM	Inner_Full	135@67	3822.000	654800	18.42
3	default	30	100	DFT-s-OFDM 64QAM	Inner_Full	135@67	3822.000	654800	18.38
4	default	30	100	DFT-s-OFDM 256QAM	Inner_Full	135@67	3822.000	654800	18.41
5	default	30	100	CP-OFDM QPSK	Inner_Full	135@67	3822.000	654800	18.37
6	default	30	100	CP-OFDM 16QAM	Inner_Full	135@67	3822.000	654800	18.38
7	default	30	100	CP-OFDM 64QAM	Inner_Full	135@67	3822.000	654800	18.35
8	default	30	100	CP-OFDM 256QAM	Inner_Full	135@67	3822.000	654800	18.39
9	default	30	100	DFT-s-OFDM QPSK	Edge_Full_Right	2@271	3822.000	654800	18.22
10	default	30	100	DFT-s-OFDM QPSK	Edge_Full_Left	2@0	3822.000	654800	18.43
11	default	30	100	DFT-s-OFDM QPSK	Inner_1RB_Right	1@271	3822.000	654800	18.19
12	default	30	100	DFT-s-OFDM QPSK	Inner_1RB_Left	1@1	3822.000	654800	18.41
13	default	30	100	DFT-s-OFDM QPSK	Outer_Full	270@0	3822.000	654800	18.35
14	default	30	100	DFT-s-OFDM QPSK	Edge_1RB_Left	1@0	3822.000	654800	18.39
15	default	30	100	DFT-s-OFDM QPSK	Edge_1RB_Right	1@272	3822.000	654800	18.23
16	default	30	40	DFT-s-OFDM QPSK	Inner_Full	50@25	3822.000	654800	18.23
17	default	30	50	DFT-s-OFDM QPSK	Inner_Full	64@32	3822.000	654800	18.13
18	default	30	60	DFT-s-OFDM QPSK	Inner_Full	81@40	3822.000	654800	18.03
19	default	30	70	DFT-s-OFDM QPSK	Inner_Full	90@45	3822.000	654800	18.15
19	default	30	80	DFT-s-OFDM QPSK	Inner_Full	108@54	3822.000	654800	18.10
20	default	30	90	DFT-s-OFDM QPSK	Inner_Full	120@60	3822.000	654800	18.11

N77 H- DSI4 ANT6

No.	Test Freq Description	5G-n77							Power Results (dBm)
		SCS (kHz)	NR BW (MHz)	Modulation	RB allocation		NR Test Freq. (MHz)	NR Test CH.	
1	High	30	20	DFT-s-OFDM QPSK	Inner_Full	25@12	3969.990	664666	22.16
2	Middle-1	30	20	DFT-s-OFDM QPSK	Inner_Full	25@12	3918.000	661200	21.99
3	Middle-2	30	20	DFT-s-OFDM QPSK	Inner_Full	25@12	3866.000	657733	22.12
4	Middle-3	30	20	DFT-s-OFDM QPSK	Inner_Full	25@12	3814.000	654267	22.40
5	Middle-5	30	20	DFT-s-OFDM QPSK	Inner_Full	25@12	3762.000	650800	22.48
6	Low	30	20	DFT-s-OFDM QPSK	Inner_Full	25@12	3710.010	647334	22.46
7	High	30	100	DFT-s-OFDM QPSK	Inner_Full	135@67	3930.000	662000	22.07
8	Middle-1	30	100	DFT-s-OFDM QPSK	Inner_Full	135@67	3894.000	659600	22.04
9	Middle-2	30	100	DFT-s-OFDM QPSK	Inner_Full	135@67	3858.000	657200	22.08
10	Middle-3	30	100	DFT-s-OFDM QPSK	Inner_Full	135@67	3822.000	654800	22.49
11	Middle-4	30	100	DFT-s-OFDM QPSK	Inner_Full	135@67	3786.000	652400	22.19
12	Low	30	100	DFT-s-OFDM QPSK	Inner_Full	135@67	3750.000	650000	22.18
No.	Test Freq Description	5G-n77							Power Results (dBm)
		SCS (kHz)	NR BW (MHz)	Modulation	RB allocation		NR Test Freq. (MHz)	NR Test CH.	
1	default	30	100	DFT-s-OFDM PI/2 BPSK1	Inner_Full	135@67	3822.000	654800	22.39
2	default	30	100	DFT-s-OFDM 16QAM	Inner_Full	135@67	3822.000	654800	22.42
3	default	30	100	DFT-s-OFDM 64QAM	Inner_Full	135@67	3822.000	654800	22.43
4	default	30	100	DFT-s-OFDM 256QAM	Inner_Full	135@67	3822.000	654800	21.93
5	default	30	100	CP-OFDM QPSK	Inner_Full	135@67	3822.000	654800	22.42
6	default	30	100	CP-OFDM 16QAM	Inner_Full	135@67	3822.000	654800	22.48
7	default	30	100	CP-OFDM 64QAM	Inner_Full	135@67	3822.000	654800	22.45
8	default	30	100	CP-OFDM 256QAM	Inner_Full	135@67	3822.000	654800	19.95
9	default	30	100	DFT-s-OFDM QPSK	Edge_Full_Right	2@271	3822.000	654800	22.25
10	default	30	100	DFT-s-OFDM QPSK	Edge_Full_Left	2@0	3822.000	654800	22.44
11	default	30	100	DFT-s-OFDM QPSK	Inner_1RB_Right	1@271	3822.000	654800	22.26
12	default	30	100	DFT-s-OFDM QPSK	Inner_1RB_Left	1@1	3822.000	654800	22.42
13	default	30	100	DFT-s-OFDM QPSK	Outer_Full	270@0	3822.000	654800	22.19
14	default	30	100	DFT-s-OFDM QPSK	Edge_1RB_Left	1@0	3822.000	654800	22.33
15	default	30	100	DFT-s-OFDM QPSK	Edge_1RB_Right	1@272	3822.000	654800	22.24
16	default	30	40	DFT-s-OFDM QPSK	Inner_Full	50@25	3822.000	654800	22.13
17	default	30	50	DFT-s-OFDM QPSK	Inner_Full	64@32	3822.000	654800	22.21
18	default	30	60	DFT-s-OFDM QPSK	Inner_Full	81@40	3822.000	654800	22.16
19	default	30	70	DFT-s-OFDM QPSK	Inner_Full	90@45	3822.000	654800	22.09
19	default	30	80	DFT-s-OFDM QPSK	Inner_Full	108@54	3822.000	654800	22.04
20	default	30	90	DFT-s-OFDM QPSK	Inner_Full	120@60	3822.000	654800	22.04

N77 H- DSI2 ANT6

No.	Test Freq Description	5G-n77							Tune up	Power Results (dBm)
		SCS (kHz)	NR BW (MHz)	Modulation	RB allocation		NR Test Freq. (MHz)	NR Test CH.		
1	High	30	20	DFT-s-OFDM QPSK	Inner_Full	25@12	3969.990	664666	27.00	26.37
2	Middle-1	30	20	DFT-s-OFDM QPSK	Inner_Full	25@12	3918.000	661200	27.00	26.17
3	Middle-2	30	20	DFT-s-OFDM QPSK	Inner_Full	25@12	3866.000	657733	27.00	26.32
4	Middle-3	30	20	DFT-s-OFDM QPSK	Inner_Full	25@12	3814.000	654267	27.00	26.65
5	Middle-5	30	20	DFT-s-OFDM QPSK	Inner_Full	25@12	3762.000	650800	27.00	26.75
6	Low	30	20	DFT-s-OFDM QPSK	Inner_Full	25@12	3710.010	647334	27.00	26.72
7	High	30	100	DFT-s-OFDM QPSK	Inner_Full	135@67	3930.000	662000	27.00	26.26
8	Middle-1	30	100	DFT-s-OFDM QPSK	Inner_Full	135@67	3894.000	659600	27.00	26.23
9	Middle-2	30	100	DFT-s-OFDM QPSK	Inner_Full	135@67	3858.000	657200	27.00	26.27
10	Middle-3	30	100	DFT-s-OFDM QPSK	Inner_Full	135@67	3822.000	654800	27.00	26.76
11	Middle-4	30	100	DFT-s-OFDM QPSK	Inner_Full	135@67	3786.000	652400	27.00	26.40
12	Low	30	100	DFT-s-OFDM QPSK	Inner_Full	135@67	3750.000	650000	27.00	26.39
No.	Test Freq Description	5G-n77							Tune up	Power Results (dBm)
		SCS (kHz)	NR BW (MHz)	Modulation	RB allocation		NR Test Freq. (MHz)	NR Test CH.		
1	default	30	100	DFT-s-OFDM PI/2 BPSK1	Inner_Full	135@67	3822.000	654800	27.00	26.34
2	default	30	100	DFT-s-OFDM 16QAM	Inner_Full	135@67	3822.000	654800	26.00	25.39
3	default	30	100	DFT-s-OFDM 64QAM	Inner_Full	135@67	3822.000	654800	24.50	23.87
4	default	30	100	DFT-s-OFDM 256QAM	Inner_Full	135@67	3822.000	654800	22.50	21.90
5	default	30	100	CP-OFDM QPSK	Inner_Full	135@67	3822.000	654800	25.50	24.66
6	default	30	100	CP-OFDM 16QAM	Inner_Full	135@67	3822.000	654800	25.00	24.39
7	default	30	100	CP-OFDM 64QAM	Inner_Full	135@67	3822.000	654800	23.50	22.89
8	default	30	100	CP-OFDM 256QAM	Inner_Full	135@67	3822.000	654800	20.50	19.94
9	default	30	100	DFT-s-OFDM QPSK	Edge_Full_Right	2@271	3822.000	654800	23.50	22.82
10	default	30	100	DFT-s-OFDM QPSK	Edge_Full_Left	2@0	3822.000	654800	23.50	22.97
11	default	30	100	DFT-s-OFDM QPSK	Inner_1RB_Right	1@271	3822.000	654800	27.00	25.96
12	default	30	100	DFT-s-OFDM QPSK	Inner_1RB_Left	1@1	3822.000	654800	27.00	26.08
13	default	30	100	DFT-s-OFDM QPSK	Outer_Full	270@0	3822.000	654800	26.00	25.31
14	default	30	100	DFT-s-OFDM QPSK	Edge_1RB_Left	1@0	3822.000	654800	23.50	22.99
15	default	30	100	DFT-s-OFDM QPSK	Edge_1RB_Right	1@272	3822.000	654800	23.50	22.82
16	default	30	40	DFT-s-OFDM QPSK	Inner_Full	50@25	3822.000	654800	27.00	25.93
17	default	30	50	DFT-s-OFDM QPSK	Inner_Full	64@32	3822.000	654800	27.00	26.01
18	default	30	60	DFT-s-OFDM QPSK	Inner_Full	81@40	3822.000	654800	27.00	26.12
19	default	30	70	DFT-s-OFDM QPSK	Inner_Full	90@45	3822.000	654800	27.00	26.29
19	default	30	80	DFT-s-OFDM QPSK	Inner_Full	108@54	3822.000	654800	27.00	26.23
20	default	30	90	DFT-s-OFDM QPSK	Inner_Full	120@60	3822.000	654800	27.00	26.22

N41- ANT1 UL MIMO

No.	Test Freq Description	5G-n41							Power Results (dBm)
		SCS (kHz)	NR BW (MHz)	Modulation	RB allocation		NR Test Freq. (MHz)	NR Test CH.	n41
1	High	30	20	DFT-s-OFDM QPSK	Inner_Full	25_12	2685	537000	23.25
2	Middle1	30	20	DFT-s-OFDM QPSK	Inner_Full	25_12	2639	527799	23.97
3	Middle2	30	20	DFT-s-OFDM QPSK	Inner_Full	25_12	2592.99	518598	23.15
4	Middle3	30	20	DFT-s-OFDM QPSK	Inner_Full	25_12	2455.02	509406	23.51
5	Low	30	20	DFT-s-OFDM QPSK	Inner_Full	25_12	2501.01	500205	24.38
6	High	30	100	DFT-s-OFDM QPSK	Inner_Full	135_67	2640	528000	24.30
7	Middle1	30	100	DFT-s-OFDM QPSK	Inner_Full	135_67	2616.495	523299	24.28
8	Middle2	30	100	DFT-s-OFDM QPSK	Inner_Full	135_67	2592.99	518598	23.01
9	Middle3	30	100	DFT-s-OFDM QPSK	Inner_Full	135_67	2569.5	513900	23.12
10	Low	30	100	DFT-s-OFDM QPSK	Inner_Full	135_67	2546.01	509202	23.17
No.	Test Freq Description	5G-n41							Power Results (dBm)
		SCS (kHz)	NR BW (MHz)	Modulation	RB allocation		NR Test Freq. (MHz)	NR Test CH.	n41
1	Middle2	30	20	DFT-s-OFDM PI/2 BPSK1	Inner_Full	25_12	2501.01	500205	24.28
2	Middle2	30	20	DFT-s-OFDM 16QAM	Inner_Full	25_12	2501.01	500205	23.07
3	Middle2	30	20	DFT-s-OFDM 64QAM	Inner_Full	25_12	2501.01	500205	21.35
4	Middle2	30	20	DFT-s-OFDM 256QAM	Inner_Full	25_12	2501.01	500205	19.83
5	Middle2	30	20	CP-OFDM QPSK	Inner_Full	25_12	2501.01	500205	22.96
6	Middle2	30	20	CP-OFDM 16QAM	Inner_Full	25_12	2501.01	500205	21.75
7	Middle2	30	20	CP-OFDM 64QAM	Inner_Full	25_12	2501.01	500205	21.37
8	Middle2	30	20	CP-OFDM 256QAM	Inner_Full	25_12	2501.01	500205	18.96
9	Middle	30	20	DFT-s-OFDM QPSK	Edge_Full_Right	2_49	2501.01	500205	22.36
10	Middle	30	20	DFT-s-OFDM QPSK	Edge_Full_Left	2_0	2501.01	500205	22.41
11	Middle	30	20	DFT-s-OFDM QPSK	Edge_1RB_Right	1_50	2501.01	500205	22.29
12	Middle	30	20	DFT-s-OFDM QPSK	Edge_1RB_Left	1_0	2501.01	500205	22.43
13	Middle	30	20	DFT-s-OFDM QPSK	Inner_1RB_Right	1_49	2501.01	500205	23.72
14	Middle	30	20	DFT-s-OFDM QPSK	Inner_1RB_Left	1_1	2501.01	500205	23.75
15	Middle	30	20	DFT-s-OFDM QPSK	Outer_Full	50_0	2501.01	500205	22.77
18	Middle2	30	30	DFT-s-OFDM QPSK	Inner_Full	36_18	2501.01	500205	23.84
19	Middle2	30	40	DFT-s-OFDM QPSK	Inner_Full	50_25	2501.01	500205	23.92
20	Middle2	30	50	DFT-s-OFDM QPSK	Inner_Full	64_32	2501.01	500205	23.71
21	Middle2	30	60	DFT-s-OFDM QPSK	Inner_Full	81_40	2501.01	500205	23.46
22	Middle2	30	70	DFT-s-OFDM QPSK	Inner_Full	90_45	2501.01	500205	23.92
23	Middle2	30	80	DFT-s-OFDM QPSK	Inner_Full	108_54	2501.01	500205	23.44
24	Middle2	30	90	DFT-s-OFDM QPSK	Inner_Full	120_60	2501.01	500205	23.51

12 Simultaneous TX SAR Considerations

12.1 Transmit Antenna Separation Distances

The detail for transmit antenna separation distances is described in the additional document:

Appendix to test report No.I23Z60212-SEM10

The photos of SAR test

12.2 SAR Measurement Positions

According to the KDB941225 D06 Hot Spot SAR, the edges with less than 2.5 cm distance to the antennas need to be tested for SAR.

SAR measurement positions						
Mode	Front	Rear	Left edge	Right edge	Top edge	Bottom edge
ANT1	< 25mm	< 25mm	>25mm	<25mm	> 25mm	< 25mm
ANT2	< 25mm	< 25mm	< 25mm	>25mm	> 25mm	< 25mm
ANT3	< 25mm	< 25mm	< 25mm	> 25mm	< 25mm	> 25mm
ANT6	< 25mm	< 25mm	>25mm	<25mm	< 25mm	> 25mm
ANT7	< 25mm	< 25mm	> 25mm	< 25mm	< 25mm	> 25mm
ANT8	< 25mm	< 25mm	> 25mm	< 25mm	< 25mm	> 25mm

13 Evaluation of Simultaneous

MWRAN1g		LTEB2 ANT1	LTEB66 ANT1	N25 ANT3	N66 ANT1	N71 ANT3	N41 PC2	N77 H PC2	N77 L PC2	WIFI2.4G	WIFI5G	BT	ENDC+2.4GWIFI	ENDC+5GWIFI+BT							
Cheek	L	0.24	0.18	0.18	0.27	0.27	0.19	0.84	0.11	0.13	0.19	0.15	0.19	0.1	0.89	0.77	0.36	0.88	0.15	1.25	1.42
Tilt	L	0.12	0.08	0.1	0.1	0.14	0.09	0.68	0.09	0.09	0.11	0.1	0.07	0.83	0.59	0.22	0.54	0.15	1.05	1.52	
Cheek	R	0.16	0.1	0.18	0.16	0.24	0.15	0.2	0.1	0.14	0.18	0.14	0.12	0.12	0.28	0.36	0.1	0.28	0	0.82	0.6
Tilt	R	0.08	0.09	0.11	0.12	0.17	0.14	0.21	0	0.08	0.13	0.07	0.1	0.06	0.32	0.27	0.19	0.34	0	0.45	0.66
Front	10mm	0.26	0.27	0.28	0.25	0.38	0.34	0.49	0.15	0.21	0.36	0.18	0.31	0.19	0.37	0.36	0.19	0.13	0	0.68	0.62
Rear	10mm	0.42	0.7	0.45	0.55	0.69	0.61	0.96	0.25	0.32	0.58	0.33	0.64	0.3	0.41	0.44	0.19	0.51	0	1.15	1.47
Left	10mm	0.14	0	0.16	0.03	0.07	0	0	0.11	0.1	0	0.11	0.08	0.11	0	0	0	0	0	0.16	0.16
Right	10mm	0.09	0.18	0.05	0.14	0.2	0.17	0.61	0.09	0.09	0.16	0	0.18	0.11	0.52	0.49	0.14	0.1	0	0.75	0.71
Bottom	10mm	0.15	0.61	0.16	0.54	0.88	0.82	0.52	0.08	0.12	0.91	0.09	0.81	0.11	0.52	0.28	0.22	0.53	0	0.91	0.91
Top	10mm																			0.74	1.05
Front	15mm	0.25	0.1	0.17	0.35	0.42	0.19	0.19	0.14	0.16	0.37	0.14	0.27	0.17	0.27	0.27	0.06	0.19	0	0.68	0.61
Rear	15mm	0.35	0.34	0.27	0.69	0.7	0.36	0.34	0.19	0.2	0.65	0.24	0.54	0.25	0.28	0.29	0.06	0.58	0	0.76	1.28

NR(1g)		N25	N66	N71	N41 PC2	N77 H PC2	N77 L PC2	WIFI2.4G	WIFI5G	BT	NR+2.4GWIFI	NR+5GWIFI+BT
Cheek	L	0.12	0.08	0.1	0.96	0.79	0.65	0.36	0.38	0.15	1.32	1.49
Tilt	L	0.08	0.05	0.06	0.77	0.81	0.67	0.22	0.54	0.15	1.03	1.5
Cheek	R	0.17	0.11	0.1	0.27	0.59	0.31	0.1	0.28	0	0.69	0.87
Tilt	R	0.1	0.04	0.06	0.28	0.68	0.31	0.13	0.34	0	0.81	1.02
Front	10mm	0.48	0.53	0.18	0.39	0.45	0.22	0.19	0.13	0	0.72	0.66
Rear	10mm	0.89	0.81	0.3	0.51	0.37	0.18	0.19	0.51	0	1.08	1.4
Left	10mm	0	0	0.1	0	0.03	0.02	0	0	0	0.1	0.1
Right	10mm	0.11	0.12	0	0.58	0.06	0.09	0.14	0.1	0	0.72	0.68
Bottom	10mm	0.86	1	0.12	0	0	0	0	0	0	1	1
Top	10mm				0.31	0.8	0.65	0.22	0.53	0	1.02	1.33
Front	15mm	0.3	0.45	0.15	0.29	0.63	0.31	0.06	0.19	0	0.69	0.82
Rear	15mm	0.54	0.47	0.22	0.35	0.51	0.37	0.06	0.58	0	0.6	1.12

NR(10g)		N77 H PC2	WIFI2.4G	WIFI5G	BT	NR+2.4GWIFI	NR+5GWIFI+BT
Top	0mm	1.76	0.19	1.47	0.05	1.95	3.28

ENDC		LTEB2 ANT1	LTEB66 ANT1	N25 ANT3	WIFI2.4G	WIFI5G	BT	ENDC+2.4GWIFI	ENDC+5GWIFI+BT
Cheek	L	0.19	0.19	0.47	0.36	0.38	0.15	1.02	1.19
Tilt	L	0.09	0.1	0.14	0.22	0.54	0.15	0.46	0.93
Cheek	R	0.15	0.12	0.57	0.1	0.28	0	0.82	1
Tilt	R	0.14	0.1	0.25	0.13	0.34	0	0.52	0.73
Front	10mm	0.26	0.26	0.17	0.19	0.13	0	0.62	0.56
Rear	10mm	0.47	0.53	0.55	0.19	0.51	0	1.27	1.59
Left	10mm	0	0.05	0.6	0	0	0	0.65	0.65
Right	10mm	0.13	0.15	0	0.14	0.1	0	0.29	0.25
Bottom	10mm	0.65	0.68	0	0	0	0	0.68	0.68
Top	10mm	0	0	0	0.22	0.53	0	0.22	0.53
Front	15mm	0.19	0.27	0.11	0.06	0.19	0	0.44	0.57
Rear	15mm	0.36	0.54	0.41	0.06	0.58	0	1.01	1.53

ENDC		LTEB2 ANT3	N66 ANT1	WIFI2.4G	WIFI5G	BT	ENDC+2.4GWIFI	ENDC+5GWIFI+BT
Cheek	L	0.39	0.08	0.36	0.38	0.15	0.83	1
Tilt	L	0.14	0.05	0.22	0.54	0.15	0.41	0.88
Cheek	R	0.56	0.11	0.1	0.28	0	0.77	0.95
Tilt	R	0.2	0.04	0.13	0.34	0	0.37	0.58
Front	10mm	0.11	0.29	0.19	0.13	0	0.59	0.53
Rear	10mm	0.47	0.44	0.19	0.51	0	1.1	1.42
Left	10mm	0.34	0	0	0	0	0.34	0.34
Right	10mm	0	0.06	0.14	0.1	0	0.2	0.16
Bottom	10mm	0	0.54	0	0	0	0.54	0.54
Top	10mm	0.03	0	0.22	0.53	0	0.25	0.56
Front	15mm	0.12	0.45	0.06	0.19	0	0.63	0.76
Rear	15mm	0.42	0.47	0.06	0.58	0	0.95	1.47

ENDC		LTEB2 ANT3	LTEB66 ANT3	N71 ANT2	WIFI2.4G	WIFI5G	BT	ENDC+2.4GWIFI	ENDC+5GWIFI+BT
Cheek	L	0.39	0.18	0.1	0.36	0.38	0.15	0.85	1.02
Tilt	L	0.14	0.13	0.06	0.22	0.54	0.15	0.42	0.89
Cheek	R	0.56	0.39	0.1	0.1	0.28	0	0.76	0.94
Tilt	R	0.2	0.11	0.06	0.13	0.34	0	0.39	0.6
		0							
Front	10mm	0.11	0.12	0.18	0.19	0.13	0	0.49	0.43
Rear	10mm	0.47	0.66	0.3	0.19	0.51	0	1.15	1.47
Left	10mm	0.34	0.43	0.1	0	0	0	0.53	0.53
Right	10mm	0	0	0	0.14	0.1	0	0.14	0.1
Bottom	10mm	0	0	0.12	0	0	0	0.12	0.12
Top	10mm	0.03	0	0	0.22	0.53	0	0.25	0.56
Front	15mm	0.12	0.06	0.15	0.06	0.19	0	0.33	0.46
Rear	15mm	0.42	0.29	0.22	0.06	0.58	0	0.7	1.22

ENDC		LTEB2 ANT1	LTEB66 ANT1	N41 PC3 ANT8	WIFI2.4G	WIFI5G	BT	ENDC+2.4GWIFI	ENDC+5GWIFI+BT
Cheek	L	0.19	0.19	0.61	0.36	0.38	0.15	1.16	1.33
Tilt	L	0.09	0.1	0.48	0.22	0.54	0.15	0.8	1.27
Cheek	R	0.15	0.12	0.17	0.1	0.28	0	0.42	0.6
Tilt	R	0.14	0.1	0.18	0.13	0.34	0	0.45	0.66
Front	10mm	0.26	0.26	0.33	0.19	0.13	0	0.78	0.72
Rear	10mm	0.47	0.53	0.43	0.19	0.51	0	1.15	1.47
Left	10mm	0	0.05	0	0	0	0	0.05	0.05
Right	10mm	0.13	0.15	0.49	0.14	0.1	0	0.78	0.74
Bottom	10mm	0.65	0.68	0	0	0	0	0.68	0.68
Top	10mm	0	0	0.26	0.22	0.53	0	0.48	0.79
Front	15mm	0.19	0.27	0.27	0.06	0.19	0	0.6	0.73
Rear	15mm	0.36	0.54	0.32	0.06	0.58	0	0.92	1.44

UL CA 2A-66A		LTEB2 ANT1	LTEB66 ANT1	WIFI2.4G	WIFI5G	BT	ULCA+2.4GWIFI	ULCA+5GWIFI+BT
Cheek	L	0.19	0.19	0.36	0.38	0.15	0.74	0.91
Tilt	L	0.09	0.1	0.22	0.54	0.15	0.41	0.88
Cheek	R	0.15	0.12	0.1	0.28	0	0.37	0.55
Tilt	R	0.14	0.1	0.13	0.34	0	0.37	0.58
Front	10mm	0.26	0.26	0.19	0.13	0	0.71	0.65
Rear	10mm	0.47	0.53	0.19	0.51	0	1.19	1.51
Left	10mm	0	0.05	0	0	0	0.05	0.05
Right	10mm	0.13	0.15	0.14	0.1	0	0.42	0.38
Bottom	10mm	0.65	0.68	0	0	0	1.33	1.33
Top	10mm	0	0	0.22	0.53	0	0.22	0.53
Front	15mm	0.19	0.27	0.06	0.19	0	0.52	0.65
Rear	15mm	0.36	0.54	0.06	0.58	0	0.96	1.48

UL CA 2A-12A		LTEB2 ANT1	LTEB12 ANT2	WIFI2.4G	WIFI5G	BT	ULCA+2.4GWIFI	ULCA+5GWIFI+BT
Cheek	L	0.19	0.11	0.36	0.38	0.15	0.66	0.83
Tilt	L	0.09	0.08	0.22	0.54	0.15	0.39	0.86
Cheek	R	0.15	0.1	0.1	0.28	0	0.35	0.53
Tilt	R	0.14	0	0.13	0.34	0	0.27	0.48
Front	10mm	0.26	0.15	0.19	0.13	0	0.6	0.54
Rear	10mm	0.47	0.25	0.19	0.51	0	0.91	1.23
Left	10mm	0	0.11	0	0	0	0.11	0.11
Right	10mm	0.13	0.09	0.14	0.1	0	0.36	0.32
Bottom	10mm	0.65	0.08	0	0	0	0.73	0.73
Top	10mm	0	0	0.22	0.53	0	0.22	0.53
Front	15mm	0.19	0.14	0.06	0.19	0	0.39	0.52
Rear	15mm	0.36	0.19	0.06	0.58	0	0.61	1.13

UL CA 12A-66A		LTEB12 ANT2	LTEB66 ANT1	WIFI2.4G	WIFI5G	BT	ULCA+2.4GWIFI	ULCA+5GWIFI+BT
Cheek	L	0.11	0.19	0.36	0.38	0.15	0.66	0.83
Tilt	L	0.08	0.1	0.22	0.54	0.15	0.4	0.87
Cheek	R	0.1	0.12	0.1	0.28	0	0.32	0.5
Tilt	R	0	0.1	0.13	0.34	0	0.23	0.44
Front	10mm	0.15	0.26	0.19	0.13	0	0.6	0.54
Rear	10mm	0.25	0.53	0.19	0.51	0	0.97	1.29
Left	10mm	0.11	0.05	0	0	0	0.16	0.16
Right	10mm	0.09	0.15	0.14	0.1	0	0.38	0.34
Bottom	10mm	0.08	0.68	0	0	0	0.76	0.76
Top	10mm	0	0	0.22	0.53	0	0.22	0.53
Front	15mm	0.14	0.27	0.06	0.19	0	0.47	0.6
Rear	15mm	0.19	0.54	0.06	0.58	0	0.79	1.31

N41 UL MIMO		N41 ANT1	N41 ANT8	WIFI2.4G	WIFI5G	BT	UL MIMO+2.4GWIFI	UL MIMO+5GWIFI+BT
Cheek	L	0.05	0.96	0.36	0.38	0.15	1.37	1.54
Tilt	L	0.04	0.77	0.22	0.54	0.15	1.03	1.5
Cheek	R	0.1	0.27	0.1	0.28	0	0.47	0.65
Tilt	R	0.05	0.28	0.13	0.34	0	0.46	0.67
Front	10mm	0.26	0.39	0.19	0.13	0	0.84	0.78
Rear	10mm	0.4	0.51	0.19	0.51	0	1.1	1.42
Left	10mm	0	0	0	0	0	0	0
Right	10mm	0.31	0.58	0.14	0.1	0	1.03	0.99
Bottom	10mm	0.56	0	0	0	0	0.56	0.56
Top	10mm	0	0.31	0.22	0.53	0	0.53	0.84
Front	15mm	0.17	0.29	0.06	0.19	0	0.52	0.65
Rear	15mm	0.28	0.35	0.06	0.58	0	0.69	1.21

Conclusion:

According to the above tables, the sum of reported SAR values is <math>< 1.6\text{W/kg}</math>. So the simultaneous transmission SAR with volume scans is not required.

14 SAR Test Result

Note:

KDB 447498 D01 General RF Exposure Guidance:

For WWAN: Reported SAR(W/kg)= Measured SAR(W/kg)*Tune-up Scaling Factor

For BT/WLAN: Reported SAR(W/kg)= Measured SAR(W/kg)* Duty Cycle scaling factor * Tune-up scaling factor

Testing of other required channels within the operating mode of a frequency band is not required when the reported 1-g or 10-g SAR for the mid-band or highest output power channel is:

≤ 0.8 W/kg or 2.0 W/kg, for 1-g or 10-g respectively, when the transmission band is ≤ 100 MHz

≤ 0.6 W/kg or 1.5 W/kg, for 1-g or 10-g respectively, when the transmission band is between 100 MHz and 200 MHz

≤ 0.4 W/kg or 1.0 W/kg, for 1-g or 10-g respectively, when the transmission band is ≥ 200 MHz

KDB 648474 D04 Handset SAR:

With headset attached, when the reported SAR for body-worn accessory, measured without a headset connected to the handset, is > 1.2 W/kg, the highest reported SAR configuration for that wireless mode and frequency band should be repeated for that body-worn accessory with a headset attached to the handset.

KDB 941225 D01 SAR test for 3G devices:

When the maximum output power and tune-up tolerance specified for production units in a secondary mode is $\leq \frac{1}{4}$ dB higher than the primary mode or when the highest reported SAR of the primary mode is scaled by the ratio of specified maximum output power and tune-up tolerance of secondary to primary mode and the adjusted SAR is ≤ 1.2 W/kg, SAR measurement is not required for the secondary mode.

KDB 941225 D05 SAR for LTE Devices:

SAR test reduction is applied using the following criteria:

Start with the largest channel bandwidth and measure SAR for QPSK with 1 RB, and 50% RB allocation, using the RB offset and required test channel combination with the highest maximum output power among RB offsets at the upper edge, middle and lower edge of each required test channel.

When the reported SAR is > 0.8 W/kg, testing for other Channels is performed at the highest output power level for 1RB, and 50% RB configuration for that channel.

Testing for 100% RB configuration is performed at the highest output power level for 100% RB configuration across the Low, Mid and High Channel when the highest reported SAR for 1 RB and 50% RB are > 0.8 W/kg. Testing for the remaining required channels is not needed because the reported SAR for 100% RB Allocation < 1.45 W/kg.

Testing for 16-QAM modulation is not required because the reported SAR for QPSK is < 1.45 W/Kg and its output power is not more than 0.5 dB higher than that of QPSK.

Testing for the other channel bandwidths is not required because the reported SAR for the highest channel bandwidth is < 1.45 W/Kg and its output power is not more than 0.5 dB higher than that of the highest channel bandwidth.

For LTE bands that do not support at least three non-overlapping channels in certain channel bandwidths, test the available non-overlapping channels instead. When a device supports overlapping channel assignment in a channel bandwidth configuration, the middle channel of the

group of overlapping channels should be selected for testing; therefore, the requirement for H, M and L channels may not fully apply.

KDB 248227 D01 SAR meas for 802.11:

SAR test reduction for 802.11 Wi-Fi transmission mode configurations are considered separately for DSSS and OFDM. An initial test position is determined to reduce the number of tests required for certain exposure configurations with multiple test positions. An initial test configuration is determined for each frequency band and aggregated band according to maximum output power, channel bandwidth, wireless mode configurations and other operating parameters to streamline the measurement requirements. For 2.4 GHz DSSS, either the initial test position or DSSS procedure is applied to reduce the number of SAR tests; these are mutually exclusive. For OFDM, an initial test position is only applicable to next to the ear, UMPC mini-tablet and hotspot mode configurations, which is tested using the initial test configuration to facilitate test reduction. For other exposure conditions with a fixed test position, SAR test reduction is determined using only the initial test configuration.

To determine the initial test position, Area Scans were performed to determine the position with the Maximum Value of SAR (measured). The position that produced the highest Maximum Value of SAR is considered the worst case position; thus used as the initial test position.

The multiple test positions require SAR measurements in head, hotspot mode or UMPC mini-tablet configurations may be reduced according to the highest reported SAR determined using the initial test position(s) by applying the DSSS or OFDM SAR measurement procedures in the required wireless mode test configuration(s). The initial test position(s) is measured using the highest measured maximum output power channel in the required wireless mode test configuration(s).

When the reported SAR for the initial test position is:

≤ 0.4 W/kg, further SAR measurement is not required for the other test positions in that exposure configuration and wireless mode combination within the frequency band or aggregated band. DSSS and OFDM configurations are considered separately according to the required SAR procedures.

> 0.4 W/kg, SAR is repeated using the same wireless mode test configuration tested in the initial test position to measure the subsequent next closet/smallest test separation distance and maximum coupling test position, on the highest maximum output power channel, until the reported SAR is ≤ 0.8 W/kg or all required test positions are tested.

- For subsequent test positions with equivalent test separation distance or when exposure is dominated by coupling conditions, the position for maximum coupling condition should be tested.
- When it is unclear, all equivalent conditions must be tested.

For all positions/configurations tested using the initial test position and subsequent test positions, when the reported SAR is > 0.8 W/kg, measure the SAR for these positions/configurations on the subsequent next highest measured output power channel(s) until the reported SAR is ≤ 1.2 W/kg or all required test channels are considered.

- The additional power measurements required for this step should be limited to those necessary for identifying subsequent highest output power channels to apply the test reduction.

When the specified maximum output power is the same for both UNII 1 and UNII 2A, begin SAR measurements in UNII 2A with the channel with the highest measured output power. If the reported SAR for UNII 2A is ≤ 1.2 W/kg, SAR is not required for UNII 1; otherwise treat the remaining bands separately and test them independently for SAR.

When the specified maximum output power is different between UNII 1 and UNII 2A, begin SAR with the band that has the higher specified maximum output. If the highest reported SAR for the band with the highest specified power is ≤ 1.2 W/kg, testing for the band with the lower specified output power is not required; otherwise test the remaining bands independently for SAR.

Table 15.1: Duty Cycle

Mode	Duty Cycle
Speech for GSM	1:8.3
GPRS&EGPRS 1 Slot	1:8.3
GPRS&EGPRS 2 Slot	1:4
GPRS&EGPRS 3 Slot	1:2.67
GPRS&EGPRS 4 Slot	1:2
WCDMA<E FDD	1:1
TDD PC3	1:1.58
TDD PC2	1: 2.309

**14.1 SAR results for 2G/3G/4G**

B2=HQ610(Huizhou Highpower Technology Co.,LTD)

H1= JWEP1275-ZN01H

SAR Values 2G/3G/4G- (Standalone)

	Phantom position L/R/F	Frequency Band	Channel Number	Frequency (MHz)	Test setup	Fig	EUT Measured Power (dBm)	Tune up (dBm)	Measured SAR 1g (W/kg)	Calculated SAR 1g (W/kg)	Measured SAR 10g (W/kg)	Calculated SAR 10g (W/kg)	Power Drift
Cheek	L	GSM850	251	848.8		\	30.97	32.00	0.165	0.21	0.127	0.16	0.18
Cheek	L	GSM850	190	836.6		A1	31.77	32.00	0.223	0.24	0.172	0.18	-0.06
Cheek	L	GSM850	128	824.2		\	30.98	32.00	0.145	0.18	0.112	0.14	-0.08
Tilt	L	GSM850	190	836.6		\	31.77	32.00	0.118	0.12	0.088	0.09	0.04
Cheek	R	GSM850	190	836.6		\	31.77	32.00	0.151	0.16	0.115	0.12	-0.07
Tilt	R	GSM850	190	836.6		\	31.77	32.00	0.076	0.08	0.06	0.06	0.13
Body	F	GSM850	190	836.6	Front 10mm	\	31.77	32.00	0.251	0.26	0.172	0.18	-0.07
Body	F	GSM850	251	848.8	Rear 10mm	\	30.97	32.00	0.314	0.40	0.237	0.30	0.11
Body	F	GSM850	190	836.6	Rear 10mm	A2	31.77	32.00	0.400	0.42	0.249	0.26	-0.04
Body	F	GSM850	128	824.2	Rear 10mm	\	30.98	32.00	0.300	0.38	0.195	0.25	-0.12
Body	F	GSM850	190	836.6	Left Edge 10mm	\	31.77	32.00	0.130	0.14	0.087	0.09	-0.08
Body	F	GSM850	190	836.6	Right Edge 10mm	\	31.77	32.00	0.082	0.09	0.053	0.06	-0.16
Body	F	GSM850	190	836.6	Bottom Edge 10mm	\	31.77	32.00	0.146	0.15	0.084	0.09	0.00
Body	F	GSM850	190	836.6	EGPRS Rear 10mm	\	31.75	32.00	0.352	0.37	0.226	0.24	0.08
Body	F	GSM850	190	836.6	Front 15mm	\	31.77	32.00	0.236	0.25	0.154	0.16	-0.02
Body	F	GSM850	251	848.8	Rear 15mm	\	30.97	32.00	0.271	0.34	0.183	0.23	0.04
Body	F	GSM850	190	836.6	Rear 15mm	A3	31.77	32.00	0.328	0.35	0.213	0.22	0.07
Body	F	GSM850	128	824.2	Rear 15mm	\	30.98	32.00	0.235	0.30	0.166	0.21	-0.18
Body	F	GSM850	190	836.6	EGPRS Rear 15mm	\	31.75	32.00	0.294	0.31	0.183	0.19	0.01
Cheek	L	GSM1900	810	1909.8		A4	28.92	29.00	0.174	0.18	0.11	0.11	0.07
Cheek	L	GSM1900	661	1880		\	28.74	29.00	0.159	0.17	0.106	0.11	-0.07
Cheek	L	GSM1900	512	1850.2		\	28.12	29.00	0.107	0.13	0.068	0.08	-0.14
Tilt	L	GSM1900	661	1880		\	28.74	29.00	0.076	0.08	0.047	0.05	-0.07
Cheek	R	GSM1900	661	1880		\	28.74	29.00	0.098	0.10	0.067	0.07	0.10
Tilt	R	GSM1900	661	1880		\	28.74	29.00	0.088	0.09	0.056	0.06	0.05
Body	F	GSM1900	661	1880	Front 10mm	\	28.74	29.00	0.252	0.27	0.16	0.17	0.18
Body	F	GSM1900	810	1909.8	Rear 10mm	A5	28.92	29.00	0.683	0.70	0.412	0.42	0.08
Body	F	GSM1900	661	1880	Rear 10mm	\	28.74	29.00	0.585	0.62	0.349	0.37	0.12
Body	F	GSM1900	512	1850.2	Rear 10mm	\	28.12	29.00	0.548	0.67	0.33	0.40	0.02
Body	F	GSM1900	661	1880	Left Edge 10mm	\	28.74	29.00	<0.01	<0.01	<0.01	<0.01	\
Body	F	GSM1900	661	1880	Right Edge 10mm	\	28.74	29.00	0.169	0.18	0.092	0.10	0.04
Body	F	GSM1900	661	1880	Bottom Edge 10mm	\	28.74	29.00	0.575	0.61	0.336	0.36	-0.12
Body	F	GSM1900	810	1909.8	EGPRS Rear 10mm	\	28.88	29.00	0.628	0.65	0.376	0.39	0.01
Body	F	GSM1900	661	1880	Front 15mm	\	28.74	29.00	0.096	0.10	0.057	0.06	0.15
Body	F	GSM1900	810	1909.8	Rear 15mm	A6	28.92	29.00	0.332	0.34	0.204	0.21	0.17
Body	F	GSM1900	661	1880	Rear 15mm	\	28.74	29.00	0.257	0.27	0.152	0.16	-0.07
Body	F	GSM1900	512	1850.2	Rear 15mm	\	28.12	29.00	0.275	0.34	0.162	0.20	0.04
Body	F	GSM1900	810	1909.8	EGPRS Rear 15mm	\	28.88	29.00	0.303	0.31	0.184	0.19	0.01
Cheek	L	WCDMA 850	4183	836.6		\	24.29	25.00	0.150	0.18	0.117	0.14	0.04
Tilt	L	WCDMA 850	4183	836.6		\	24.29	25.00	0.085	0.10	0.069	0.08	0.10
Cheek	R	WCDMA 850	4233	846.6		\	24.30	25.00	0.128	0.15	0.091	0.11	0.08
Cheek	R	WCDMA 850	4183	836.6		A7	24.29	25.00	0.155	0.18	0.121	0.14	-0.09
Cheek	R	WCDMA 850	4132	826.4		\	24.32	25.00	0.144	0.17	0.112	0.13	0.07
Tilt	R	WCDMA 850	4183	836.6		\	24.29	25.00	0.096	0.11	0.076	0.09	0.10
Body	F	WCDMA 850	4183	836.6	Front 10mm	\	24.29	25.00	0.240	0.28	0.158	0.19	-0.09
Body	F	WCDMA 850	4233	846.6	Rear 10mm	\	24.30	25.00	0.380	0.45	0.232	0.27	0.02
Body	F	WCDMA 850	4183	836.6	Rear 10mm	A8	24.29	25.00	0.382	0.45	0.237	0.28	-0.05
Body	F	WCDMA 850	4132	826.4	Rear 10mm	\	24.32	25.00	0.319	0.37	0.205	0.24	0.00
Body	F	WCDMA 850	4183	836.6	Left Edge 10mm	\	24.29	25.00	0.134	0.16	0.093	0.11	0.02
Body	F	WCDMA 850	4183	836.6	Right Edge 10mm	\	24.29	25.00	0.046	0.05	0.032	0.04	-0.08
Body	F	WCDMA 850	4183	836.6	Bottom Edge 10mm	\	24.29	25.00	0.139	0.16	0.072	0.08	-0.03
Body	F	WCDMA 850	4183	836.6	Front 15mm	\	24.29	25.00	0.148	0.17	0.101	0.12	-0.06
Body	F	WCDMA 850	4233	846.6	Rear 15mm	A9	24.30	25.00	0.227	0.27	0.147	0.17	-0.15
Body	F	WCDMA 850	4183	836.6	Rear 15mm	\	24.29	25.00	0.217	0.26	0.141	0.17	0.18
Body	F	WCDMA 850	4132	826.4	Rear 15mm	\	24.32	25.00	0.183	0.21	0.12	0.14	0.01
Cheek	L	WCDMA 1700	1513	1752.6		\	24.25	25.00	0.198	0.24	0.128	0.15	0.03
Cheek	L	WCDMA 1700	1412	1732.4		\	24.18	25.00	0.205	0.25	0.133	0.16	-0.01
Cheek	L	WCDMA 1700	1312	1712.4		A10	24.22	25.00	0.228	0.27	0.147	0.18	-0.03
Tilt	L	WCDMA 1700	1412	1732.4		\	24.18	25.00	0.086	0.10	0.054	0.07	-0.18
Cheek	R	WCDMA 1700	1412	1732.4		\	24.18	25.00	0.124	0.15	0.085	0.10	-0.05
Tilt	R	WCDMA 1700	1412	1732.4		\	24.18	25.00	0.098	0.12	0.064	0.08	-0.14
Body	F	WCDMA 1700	1412	1732.4	Front 10mm	\	24.18	25.00	0.413	0.50	0.271	0.33	0.06
Body	F	WCDMA 1700	1513	1752.6	Rear 10mm	\	24.25	25.00	0.740	0.88	0.48	0.57	-0.13
Body	F	WCDMA 1700	1412	1732.4	Rear 10mm	A11	24.18	25.00	0.913	1.10	0.557	0.67	0.11
Body	F	WCDMA 1700	1312	1712.4	Rear 10mm	\	24.22	25.00	0.860	1.03	0.551	0.66	-0.11
Body	F	WCDMA 1700	1412	1732.4	Left Edge 10mm	\	24.18	25.00	0.056	0.07	0.036	0.04	-0.05
Body	F	WCDMA 1700	1412	1732.4	Right Edge 10mm	\	24.18	25.00	0.234	0.28	0.143	0.17	-0.15
Body	F	WCDMA 1700	1412	1732.4	Bottom Edge 10mm	\	24.18	25.00	0.900	1.09	0.544	0.66	0.04
Body	F	WCDMA 1700	1412	1732.4	Front 15mm	\	24.18	25.00	0.288	0.35	0.186	0.22	0.08
Body	F	WCDMA 1700	1513	1752.6	Rear 15mm	\	24.25	25.00	0.462	0.55	0.292	0.35	-0.02
Body	F	WCDMA 1700	1412	1732.4	Rear 15mm	\	24.18	25.00	0.510	0.62	0.322	0.39	-0.03
Body	F	WCDMA 1700	1312	1712.4	Rear 15mm	A12	24.22	25.00	0.577	0.69	0.363	0.43	0.07

Cheek	L	WCDMA 1900	9538	1907.6		\	24.32	25.00	0.149	0.17	0.089	0.10	-0.06
Cheek	L	WCDMA 1900	9400	1880		\	24.27	25.00	0.227	0.27	0.144	0.17	0.08
Cheek	L	WCDMA 1900	9262	1852.4		A13	24.29	25.00	0.231	0.27	0.146	0.17	0.05
Tilt	L	WCDMA 1900	9400	1880		\	24.27	25.00	0.116	0.14	0.072	0.09	-0.11
Cheek	R	WCDMA 1900	9400	1880		\	24.27	25.00	0.203	0.24	0.13	0.15	-0.17
Tilt	R	WCDMA 1900	9400	1880		\	24.27	25.00	0.146	0.17	0.089	0.11	0.15
Body	F	WCDMA 1900	9400	1880	Front 10mm	\	24.27	25.00	0.317	0.38	0.2	0.24	-0.17
Body	F	WCDMA 1900	9400	1880	Rear 10mm	\	24.27	25.00	0.580	0.69	0.356	0.42	-0.02
Body	F	WCDMA 1900	9400	1880	Left Edge 10mm	\	24.27	25.00	0.063	0.07	0.037	0.04	0.09
Body	F	WCDMA 1900	9400	1880	Right Edge 10mm	\	24.27	25.00	0.165	0.20	0.093	0.11	0.10
Body	F	WCDMA 1900	9538	1907.6	Bottom Edge 10mm	\	24.32	25.00	0.610	0.71	0.362	0.42	0.12
Body	F	WCDMA 1900	9400	1880	Bottom Edge 10mm	A14	24.27	25.00	0.742	0.88	0.424	0.50	-0.03
Body	F	WCDMA 1900	9262	1852.4	Bottom Edge 10mm	\	24.29	25.00	0.690	0.81	0.401	0.47	-0.11
Body	F	WCDMA 1900	9400	1880	Front 15mm	\	24.27	25.00	0.355	0.42	0.222	0.26	-0.01
Body	F	WCDMA 1900	9538	1907.6	Rear 15mm	\	24.32	25.00	0.556	0.65	0.346	0.40	0.14
Body	F	WCDMA 1900	9400	1880	Rear 15mm	\	24.27	25.00	0.582	0.69	0.361	0.43	0.12
Body	F	WCDMA 1900	9262	1852.4	Rear 15mm	A15	24.29	25.00	0.595	0.70	0.371	0.44	0.05
Cheek	L	LTE Band2	18900	1880	1RB-Mid	A16	23.69	24.50	0.159	0.19	0.101	0.12	-0.05
Tilt	L	LTE Band2	18900	1880	1RB-Mid	\	23.69	24.50	0.073	0.09	0.046	0.06	-0.03
Cheek	R	LTE Band2	18900	1880	1RB-Mid	\	23.69	24.50	0.122	0.15	0.081	0.10	-0.01
Tilt	R	LTE Band2	18900	1880	1RB-Mid	\	23.69	24.50	0.115	0.14	0.072	0.09	-0.06
Cheek	L	LTE Band2	18900	1880	50RB-Mid	\	22.82	23.50	0.130	0.15	0.083	0.10	-0.10
Tilt	L	LTE Band2	18900	1880	50RB-Mid	\	22.82	23.50	0.062	0.07	0.039	0.05	0.12
Cheek	R	LTE Band2	18900	1880	50RB-Mid	\	22.82	23.50	0.097	0.11	0.064	0.07	0.02
Tilt	R	LTE Band2	18900	1880	50RB-Mid	\	22.82	23.50	0.088	0.10	0.055	0.06	0.01
Body	F	LTE Band2	18900	1880	1RB-Mid Front 10mm	\	23.69	24.50	0.283	0.34	0.178	0.21	0.05
Body	F	LTE Band2	18900	1880	1RB-Mid Rear 10mm	\	23.69	24.50	0.508	0.61	0.311	0.37	-0.16
Body	F	LTE Band2	18900	1880	1RB-Mid Left Edge 10mm	\	23.69	24.50	<0.01	<0.01	<0.01	<0.01	\
Body	F	LTE Band2	18900	1880	1RB-Mid Right Edge 10mm	\	23.69	24.50	0.141	0.17	0.077	0.09	0.08
Body	F	LTE Band2	19100	1900	1RB-Mid Bottom Edge 10mm	\	23.65	24.50	0.650	0.79	0.372	0.45	-0.09
Body	F	LTE Band2	18900	1880	1RB-Mid Bottom Edge 10mm	\	23.69	24.50	0.562	0.68	0.323	0.39	-0.17
Body	F	LTE Band2	18700	1860	1RB-Mid Bottom Edge 10mm	A17	23.63	24.50	0.675	0.82	0.386	0.47	-0.08
Body	F	LTE Band2	18900	1880	50RB-Mid Front 10mm	\	22.82	23.50	0.243	0.28	0.153	0.18	-0.09
Body	F	LTE Band2	18900	1880	50RB-Mid Rear 10mm	\	22.82	23.50	0.463	0.54	0.277	0.32	0.18
Body	F	LTE Band2	18900	1880	50RB-Mid Left Edge 10mm	\	22.82	23.50	<0.01	<0.01	<0.01	<0.01	\
Body	F	LTE Band2	18900	1880	50RB-Mid Right Edge 10mm	\	22.82	23.50	0.139	0.16	0.075	0.09	-0.07
Body	F	LTE Band2	18900	1880	50RB-Mid Bottom Edge 10mm	\	22.82	23.50	0.476	0.56	0.277	0.32	0.06
Body	F	LTE Band2	18700	1860	100RB Bottom Edge 10mm	\	22.74	23.50	0.612	0.73	0.342	0.41	0.05
Body	F	LTE Band2	18900	1880	1RB-Mid Front 15mm	\	23.69	24.50	0.160	0.19	0.104	0.13	-0.05
Body	F	LTE Band2	19100	1900	1RB-Mid Rear 15mm	\	23.65	24.50	0.269	0.33	0.17	0.21	-0.05
Body	F	LTE Band2	18900	1880	1RB-Mid Rear 15mm	\	23.69	24.50	0.286	0.34	0.181	0.22	-0.07
Body	F	LTE Band2	18700	1860	1RB-Mid Rear 15mm	A18	23.63	24.50	0.298	0.36	0.188	0.23	0.02
Body	F	LTE Band2	18900	1880	50RB-Mid Front 15mm	\	22.82	23.50	0.135	0.16	0.088	0.10	-0.11
Body	F	LTE Band2	18900	1880	50RB-Mid Rear 15mm	\	22.82	23.50	0.241	0.28	0.151	0.18	-0.11
Cheek	L	LTE Band7	21350	2560	1RB-Mid	A19	20.84	21.50	1.200	1.40	0.552	0.64	0.06
Cheek	L	LTE Band7	21100	2535	1RB-Mid	\	20.89	21.50	1.000	1.15	0.444	0.51	-0.03
Cheek	L	LTE Band7	20850	2510	1RB-Mid	\	20.71	21.50	1.120	1.34	0.505	0.61	0.04
Tilt	L	LTE Band7	21350	2560	1RB-Mid	\	20.84	21.50	0.932	1.08	0.369	0.43	0.06
Tilt	L	LTE Band7	21100	2535	1RB-Mid	\	20.89	21.50	0.980	1.13	0.392	0.45	-0.10
Tilt	L	LTE Band7	20850	2510	1RB-Mid	\	20.71	21.50	0.961	1.15	0.365	0.44	0.08
Cheek	R	LTE Band7	21100	2535	1RB-Mid	\	20.89	21.50	0.285	0.33	0.144	0.17	0.07
Tilt	R	LTE Band7	21100	2535	1RB-Mid	\	20.89	21.50	0.299	0.34	0.132	0.15	0.03
Cheek	L	LTE Band7	21350	2560	50RB-Mid	\	20.05	20.50	0.812	0.90	0.343	0.38	0.06
Cheek	L	LTE Band7	21100	2535	50RB-Mid	\	20.10	20.50	0.830	0.91	0.369	0.40	0.04
Cheek	L	LTE Band7	20850	2510	50RB-Mid	\	19.98	20.50	0.805	0.91	0.339	0.38	-0.11
Tilt	L	LTE Band7	21100	2535	50RB-Mid	\	20.10	20.50	0.702	0.77	0.298	0.33	-0.16
Cheek	R	LTE Band7	21100	2535	50RB-Mid	\	20.10	20.50	0.239	0.26	0.12	0.13	-0.17
Tilt	R	LTE Band7	21100	2535	50RB-Mid	\	20.10	20.50	0.242	0.27	0.108	0.12	-0.13
Cheek	L	LTE Band7	21350	2560	100RB	\	20.07	20.50	1.030	1.14	0.413	0.46	0.08
Tilt	L	LTE Band7	21350	2560	100RB	\	20.07	20.50	0.832	0.92	0.337	0.37	0.09
Cheek	L	LTE Band7	21350	2560	1RB-Mid	B2	20.84	21.50	0.940	1.09	0.398	0.46	0.03
Body	F	LTE Band7	21100	2535	1RB-Mid Front 10mm	\	22.98	24.00	0.386	0.49	0.19	0.24	-0.10
Body	F	LTE Band7	21350	2560	1RB-Mid Rear 10mm	A20	22.79	24.00	0.723	0.96	0.34	0.45	-0.07
Body	F	LTE Band7	21100	2535	1RB-Mid Rear 10mm	\	22.98	24.00	0.535	0.68	0.272	0.34	-0.04
Body	F	LTE Band7	20850	2510	1RB-Mid Rear 10mm	\	22.88	24.00	0.554	0.72	0.275	0.36	0.03
Body	F	LTE Band7	21100	2535	1RB-Mid Right Edge 10mm	\	22.98	24.00	0.479	0.61	0.231	0.29	-0.08
Body	F	LTE Band7	21100	2535	1RB-Mid Top Edge 10mm	\	22.98	24.00	0.412	0.52	0.188	0.24	0.13
Body	F	LTE Band7	21100	2535	50RB-Mid Front 10mm	\	22.21	23.00	0.316	0.38	0.158	0.19	0.15
Body	F	LTE Band7	21100	2535	50RB-Mid Rear 10mm	\	22.21	23.00	0.482	0.58	0.23	0.28	0.01
Body	F	LTE Band7	21100	2535	50RB-Mid Right Edge 10mm	\	22.21	23.00	0.401	0.48	0.194	0.23	-0.04
Body	F	LTE Band7	21100	2535	50RB-Mid Top Edge 10mm	\	22.21	23.00	0.345	0.41	0.154	0.18	-0.19
Body	F	LTE Band7	20850	2510	100RB Rear 10mm	\	22.14	23.00	0.694	0.85	0.304	0.37	-0.17
Body	F	LTE Band7	21100	2535	1RB-Mid Front 15mm	\	22.98	24.00	0.154	0.19	0.079	0.10	-0.09
Body	F	LTE Band7	21350	2560	1RB-Mid Rear 15mm	A21	22.79	24.00	0.255	0.34	0.129	0.17	-0.07
Body	F	LTE Band7	21100	2535	1RB-Mid Rear 15mm	\	22.98	24.00	0.188	0.24	0.097	0.12	-0.13
Body	F	LTE Band7	20850	2510	1RB-Mid Rear 15mm	\	22.88	24.00	0.209	0.27	0.109	0.14	0.06
Body	F	LTE Band7	21100	2535	50RB-Mid Front 15mm	\	22.21	23.00	0.131	0.16	0.068	0.08	0.18
Body	F	LTE Band7	21100	2535	50RB-Mid Rear 15mm	\	22.21	23.00	0.155	0.19	0.08	0.10	-0.07



Cheek	L	LTE Band12	23095	707.5	1RB-Mid	A22	24.48	25.00	0.101	0.11	0.0806	0.09	0.06
Tilt	L	LTE Band12	23095	707.5	1RB-Mid	\	24.48	25.00	0.069	0.08	0.056	0.06	-0.10
Cheek	R	LTE Band12	23095	707.5	1RB-Mid	\	24.48	25.00	0.093	0.10	0.073	0.08	0.14
Tilt	R	LTE Band12	23095	707.5	1RB-Mid	\	24.48	25.00	<0.01	<0.01	<0.01	<0.01	\
Cheek	L	LTE Band12	23095	707.5	25RB-Mid	\	23.47	24.00	0.080	0.09	0.064	0.07	-0.14
Tilt	L	LTE Band12	23095	707.5	25RB-Mid	\	23.47	24.00	0.053	0.06	0.042	0.05	0.03
Cheek	R	LTE Band12	23095	707.5	25RB-Mid	\	23.47	24.00	0.075	0.08	0.059	0.07	0.04
Tilt	R	LTE Band12	23095	707.5	25RB-Mid	\	23.47	24.00	<0.01	<0.01	<0.01	<0.01	\
Body	F	LTE Band12	23095	707.5	1RB-Mid Front 10mm	\	24.48	25.00	0.134	0.15	0.093	0.10	0.04
Body	F	LTE Band12	23060	704	1RB-Mid Rear 10mm	\	24.24	25.00	0.202	0.24	0.137	0.16	0.07
Body	F	LTE Band12	23095	707.5	1RB-Mid Rear 10mm	\	24.48	25.00	0.205	0.23	0.141	0.16	0.13
Body	F	LTE Band12	23130	711	1RB-Mid Rear 10mm	A23	24.28	25.00	0.210	0.25	0.143	0.17	-0.01
Body	F	LTE Band12	23095	707.5	1RB-Mid Left Edge 10mm	\	24.48	25.00	0.101	0.11	0.071	0.08	-0.15
Body	F	LTE Band12	23095	707.5	1RB-Mid Right Edge 10mm	\	24.48	25.00	0.040	0.05	0.028	0.03	-0.04
Body	F	LTE Band12	23095	707.5	1RB-Mid Bottom Edge 10mm	\	24.48	25.00	0.075	0.08	0.043	0.05	0.12
Body	F	LTE Band12	23095	707.5	25RB-Mid Front 10mm	\	23.47	24.00	0.108	0.12	0.077	0.09	-0.09
Body	F	LTE Band12	23095	707.5	25RB-Mid Rear 10mm	\	23.47	24.00	0.173	0.20	0.116	0.13	0.07
Body	F	LTE Band12	23095	707.5	25RB-Mid Left Edge 10mm	\	23.47	24.00	0.071	0.08	0.05	0.06	-0.04
Body	F	LTE Band12	23095	707.5	25RB-Mid Right Edge 10mm	\	23.47	24.00	0.084	0.09	0.057	0.06	0.13
Body	F	LTE Band12	23095	707.5	25RB-Mid Bottom Edge 10mm	\	23.47	24.00	0.055	0.06	0.027	0.03	-0.03
Body	F	LTE Band12	23095	707.5	1RB-Mid Front 15mm	\	24.48	25.00	0.126	0.14	0.098	0.11	0.13
Body	F	LTE Band12	23060	704	1RB-Mid Rear 15mm	\	24.24	25.00	0.152	0.18	0.125	0.15	-0.11
Body	F	LTE Band12	23095	707.5	1RB-Mid Rear 15mm	A24	24.48	25.00	0.166	0.19	0.126	0.14	0.00
Body	F	LTE Band12	23130	711	1RB-Mid Rear 15mm	\	24.28	25.00	0.155	0.18	0.124	0.15	0.09
Body	F	LTE Band12	23095	707.5	25RB-Mid Front 15mm	\	23.47	24.00	0.099	0.11	0.075	0.08	0.15
Body	F	LTE Band12	23095	707.5	25RB-Mid Rear 15mm	\	23.47	24.00	0.129	0.15	0.099	0.11	-0.11
Cheek	L	LTE Band13	23230	782	1RB-Mid	\	24.36	25.00	0.109	0.13	0.086	0.10	0.18
Tilt	L	LTE Band13	23230	782	1RB-Mid	\	24.36	25.00	0.078	0.09	0.064	0.07	0.18
Cheek	R	LTE Band13	23230	782	1RB-Mid	A25	24.36	25.00	0.120	0.14	0.0921	0.11	0.06
Tilt	R	LTE Band13	23230	782	1RB-Mid	\	24.36	25.00	0.070	0.08	0.056	0.06	0.14
Cheek	L	LTE Band13	23230	782	25RB-Mid	\	23.49	24.00	0.087	0.10	0.07	0.08	0.01
Tilt	L	LTE Band13	23230	782	25RB-Mid	\	23.49	24.00	0.063	0.07	0.051	0.06	0.06
Cheek	R	LTE Band13	23230	782	25RB-Mid	\	23.49	24.00	0.097	0.11	0.075	0.08	-0.02
Tilt	R	LTE Band13	23230	782	25RB-Mid	\	23.49	24.00	0.057	0.06	0.045	0.05	-0.13
Body	F	LTE Band13	23230	782	1RB-Mid Front 10mm	\	24.36	25.00	0.183	0.21	0.122	0.14	0.05
Body	F	LTE Band13	23230	782	1RB-Mid Rear 10mm	A26	24.36	25.00	0.273	0.32	0.175	0.20	0.06
Body	F	LTE Band13	23230	782	1RB-Mid Left Edge 10mm	\	24.36	25.00	0.090	0.10	0.058	0.07	0.04
Body	F	LTE Band13	23230	782	1RB-Mid Right Edge 10mm	\	24.36	25.00	0.080	0.09	0.054	0.06	0.13
Body	F	LTE Band13	23230	782	1RB-Mid Bottom Edge 10mm	\	24.36	25.00	0.104	0.12	0.054	0.06	-0.05
Body	F	LTE Band13	23230	782	25RB-Mid Front 10mm	\	23.49	24.00	0.083	0.09	0.055	0.06	-0.17
Body	F	LTE Band13	23230	782	25RB-Mid Rear 10mm	\	23.49	24.00	0.224	0.25	0.146	0.16	0.00
Body	F	LTE Band13	23230	782	25RB-Mid Left Edge 10mm	\	23.49	24.00	0.057	0.06	0.036	0.04	-0.17
Body	F	LTE Band13	23230	782	25RB-Mid Right Edge 10mm	\	23.49	24.00	<0.01	<0.01	<0.01	<0.01	\
Body	F	LTE Band13	23230	782	25RB-Mid Bottom Edge 10mm	\	23.49	24.00	0.106	0.12	0.054	0.06	-0.05
Body	F	LTE Band13	23230	782	1RB-Mid Front 15mm	\	24.36	25.00	0.128	0.15	0.091	0.11	-0.02
Body	F	LTE Band13	23230	782	1RB-Mid Rear 15mm	A27	24.36	25.00	0.175	0.20	0.122	0.14	0.04
Body	F	LTE Band13	23230	782	25RB-Mid Front 15mm	\	23.49	24.00	0.104	0.12	0.076	0.09	-0.08
Body	F	LTE Band13	23230	782	25RB-Mid Rear 15mm	\	23.49	24.00	0.140	0.16	0.097	0.11	0.18
Cheek	L	LTE Band25	26365	1882.5	1RB-Mid	A28	23.65	24.50	0.158	0.19	0.101	0.12	0.05
Tilt	L	LTE Band25	26365	1882.5	1RB-Mid	\	23.65	24.50	0.077	0.09	0.049	0.06	-0.19
Cheek	R	LTE Band25	26365	1882.5	1RB-Mid	\	23.65	24.50	0.144	0.18	0.094	0.11	0.06
Tilt	R	LTE Band25	26365	1882.5	1RB-Mid	\	23.65	24.50	0.109	0.13	0.07	0.09	0.04
Cheek	L	LTE Band25	26365	1882.5	50RB-Mid	\	22.79	23.50	0.130	0.15	0.083	0.10	0.01
Tilt	L	LTE Band25	26365	1882.5	50RB-Mid	\	22.79	23.50	0.062	0.07	0.04	0.05	-0.18
Cheek	R	LTE Band25	26365	1882.5	50RB-Mid	\	22.79	23.50	0.122	0.14	0.08	0.09	0.08
Tilt	R	LTE Band25	26365	1882.5	50RB-Mid	\	22.79	23.50	0.089	0.10	0.057	0.07	-0.07
Body	F	LTE Band25	26365	1882.5	1RB-Mid Front 10mm	\	23.65	24.50	0.295	0.36	0.186	0.23	0.18
Body	F	LTE Band25	26365	1882.5	1RB-Mid Rear 10mm	\	23.65	24.50	0.478	0.58	0.301	0.37	-0.08
Body	F	LTE Band25	26365	1882.5	1RB-Mid Left Edge 10mm	\	23.65	24.50	<0.01	<0.01	<0.01	<0.01	\
Body	F	LTE Band25	26365	1882.5	1RB-Mid Right Edge 10mm	\	23.65	24.50	0.135	0.16	0.076	0.09	-0.05
Body	F	LTE Band25	26590	1905	1RB-Mid Bottom Edge 10mm	\	23.49	24.50	0.601	0.76	0.345	0.44	-0.07
Body	F	LTE Band25	26365	1882.5	1RB-Mid Bottom Edge 10mm	\	23.65	24.50	0.680	0.83	0.393	0.48	-0.06
Body	F	LTE Band25	26140	1860	1RB-Mid Bottom Edge 10mm	A29	23.62	24.50	0.744	0.91	0.426	0.52	0.03
Body	F	LTE Band25	26365	1882.5	50RB-Mid Front 10mm	\	22.79	23.50	0.249	0.29	0.158	0.19	-0.10
Body	F	LTE Band25	26365	1882.5	50RB-Mid Rear 10mm	\	22.79	23.50	0.468	0.55	0.286	0.34	0.04
Body	F	LTE Band25	26365	1882.5	50RB-Mid Left Edge 10mm	\	22.79	23.50	0.035	0.04	0.021	0.02	0.08
Body	F	LTE Band25	26365	1882.5	50RB-Mid Right Edge 10mm	\	22.79	23.50	0.108	0.13	0.051	0.06	-0.09
Body	F	LTE Band25	26365	1882.5	50RB-Mid Bottom Edge 10mm	\	22.79	23.50	0.568	0.67	0.327	0.39	0.03
Body	F	LTE Band25	26140	1860	100RB Bottom Edge 10mm	\	22.72	23.50	0.615	0.74	0.343	0.41	0.08
Body	F	LTE Band25	26365	1882.5	1RB-Mid Front 15mm	\	23.65	24.50	0.308	0.37	0.194	0.24	0.03
Body	F	LTE Band25	26590	1905	1RB-Mid Rear 15mm	\	23.49	24.50	0.457	0.58	0.287	0.36	0.19
Body	F	LTE Band25	26365	1882.5	1RB-Mid Rear 15mm	\	23.65	24.50	0.509	0.62	0.317	0.39	0.16
Body	F	LTE Band25	26140	1860	1RB-Mid Rear 15mm	A30	23.62	24.50	0.533	0.65	0.331	0.41	0.05
Body	F	LTE Band25	26365	1882.5	50RB-Mid Front 15mm	\	22.79	23.50	0.250	0.29	0.158	0.19	-0.10
Body	F	LTE Band25	26365	1882.5	50RB-Mid Rear 15mm	\	22.79	23.50	0.437	0.51	0.273	0.32	0.12



Cheek	L	LTE Band26	26865	831.5	1RB-Mid	A31	24.45	25.00	0.135	0.15	0.105	0.12	0.07
Tilt	L	LTE Band26	26865	831.5	1RB-Mid	\	24.45	25.00	0.092	0.10	0.072	0.08	0.10
Cheek	R	LTE Band26	26865	831.5	1RB-Mid	\	24.45	25.00	0.122	0.14	0.094	0.11	-0.04
Tilt	R	LTE Band26	26865	831.5	1RB-Mid	\	24.45	25.00	0.062	0.07	0.049	0.06	0.05
Cheek	L	LTE Band26	26865	831.5	36RB-Mid	\	23.58	24.00	0.105	0.12	0.083	0.09	0.00
Tilt	L	LTE Band26	26865	831.5	36RB-Mid	\	23.58	24.00	0.071	0.08	0.056	0.06	0.00
Cheek	R	LTE Band26	26865	831.5	36RB-Mid	\	23.58	24.00	0.095	0.10	0.073	0.08	-0.14
Tilt	R	LTE Band26	26865	831.5	36RB-Mid	\	23.58	24.00	0.049	0.05	0.039	0.04	0.18
Body	F	LTE Band26	26865	831.5	1RB-Mid Front 10mm	\	24.45	25.00	0.161	0.18	0.109	0.12	-0.12
Body	F	LTE Band26	26965	841.5	1RB-Mid Rear 10mm	A32	24.43	25.00	0.286	0.33	0.181	0.21	-0.01
Body	F	LTE Band26	26865	831.5	1RB-Mid Rear 10mm	\	24.45	25.00	0.251	0.28	0.16	0.18	0.03
Body	F	LTE Band26	26775	822.5	1RB-Mid Rear 10mm	\	24.41	25.00	0.218	0.25	0.139	0.16	0.07
Body	F	LTE Band26	26865	831.5	1RB-Mid Left Edge 10mm	\	24.45	25.00	0.093	0.11	0.059	0.07	-0.15
Body	F	LTE Band26	26865	831.5	1RB-Mid Right Edge 10mm	\	24.45	25.00	<0.01	<0.01	<0.01	<0.01	\
Body	F	LTE Band26	26865	831.5	1RB-Mid Bottom Edge 10mm	\	24.45	25.00	0.082	0.09	0.044	0.05	0.06
Body	F	LTE Band26	26865	831.5	36RB-Mid Front 10mm	\	23.58	24.00	0.131	0.14	0.086	0.09	0.09
Body	F	LTE Band26	26865	831.5	36RB-Mid Rear 10mm	\	23.58	24.00	0.212	0.23	0.134	0.15	0.11
Body	F	LTE Band26	26865	831.5	36RB-Mid Left Edge 10mm	\	23.58	24.00	0.093	0.10	0.064	0.07	-0.03
Body	F	LTE Band26	26865	831.5	36RB-Mid Right Edge 10mm	\	23.58	24.00	0.072	0.08	0.049	0.05	-0.16
Body	F	LTE Band26	26865	831.5	36RB-Mid Bottom Edge 10mm	\	23.58	24.00	0.082	0.09	0.036	0.04	0.00
Body	F	LTE Band26	26865	831.5	1RB-Mid Front 15mm	\	24.45	25.00	0.125	0.14	0.084	0.10	0.03
Body	F	LTE Band26	26965	841.5	1RB-Mid Rear 15mm	A33	24.43	25.00	0.211	0.24	0.137	0.16	-0.04
Body	F	LTE Band26	26865	831.5	1RB-Mid Rear 15mm	\	24.45	25.00	0.187	0.21	0.112	0.13	-0.17
Body	F	LTE Band26	26775	822.5	1RB-Mid Rear 15mm	\	24.41	25.00	0.153	0.18	0.101	0.12	-0.03
Body	F	LTE Band26	26865	831.5	36RB-Mid Front 15mm	\	23.58	24.00	0.101	0.11	0.068	0.07	-0.15
Body	F	LTE Band26	26865	831.5	36RB-Mid Rear 15mm	\	23.58	24.00	0.147	0.16	0.095	0.10	-0.13
PC2													
Cheek	L	LTE Band41	41490	2680	1RB-Mid	\	23.33	24.50	0.706	0.92	0.308	0.40	-0.07
Cheek	L	LTE Band41	41055	2636.5	1RB-Mid	\	23.21	24.50	0.676	0.91	0.295	0.40	0.19
Cheek	L	LTE Band41	40620	2593	1RB-Mid	A34	23.55	24.50	1.060	1.32	0.488	0.61	0.06
Cheek	L	LTE Band41	41085	2549.5	1RB-Mid	\	23.14	24.50	0.647	0.88	0.282	0.39	0.04
Cheek	L	LTE Band41	39750	2506	1RB-Mid	\	23.04	24.50	0.860	1.20	0.366	0.51	-0.09
Tilt	L	LTE Band41	41490	2680	1RB-Mid	\	23.33	24.50	0.684	0.90	0.297	0.39	0.06
Tilt	L	LTE Band41	41055	2636.5	1RB-Mid	\	23.21	24.50	0.663	0.89	0.286	0.38	-0.15
Tilt	L	LTE Band41	40620	2593	1RB-Mid	\	23.55	24.50	0.990	1.23	0.431	0.54	-0.03
Tilt	L	LTE Band41	41085	2549.5	1RB-Mid	\	23.14	24.50	0.712	0.97	0.372	0.51	0.07
Tilt	L	LTE Band41	39750	2506	1RB-Mid	\	23.04	24.50	0.731	1.02	0.384	0.54	-0.12
Cheek	R	LTE Band41	40620	2593	1RB-Mid	\	23.55	24.50	0.374	0.47	0.19	0.24	-0.01
Tilt	R	LTE Band41	40620	2593	1RB-Mid	\	23.55	24.50	0.380	0.47	0.177	0.22	-0.17
Cheek	L	LTE Band41	41490	2680	50RB-Mid	\	22.56	23.50	0.712	0.88	0.352	0.44	0.03
Cheek	L	LTE Band41	41055	2636.5	50RB-Mid	\	22.45	23.50	0.734	0.93	0.361	0.46	0.19
Cheek	L	LTE Band41	40620	2593	50RB-Mid	\	22.63	23.50	0.880	1.08	0.402	0.49	-0.02
Cheek	L	LTE Band41	41085	2549.5	50RB-Mid	\	22.23	23.50	0.761	1.02	0.378	0.51	0.09
Cheek	L	LTE Band41	39750	2506	50RB-Mid	\	22.17	23.50	0.771	1.05	0.382	0.52	0.03
Tilt	L	LTE Band41	41490	2680	50RB-Mid	\	22.56	23.50	0.762	0.95	0.334	0.41	0.09
Tilt	L	LTE Band41	41055	2636.5	50RB-Mid	\	22.45	23.50	0.812	1.03	0.341	0.43	-0.17
Tilt	L	LTE Band41	40620	2593	50RB-Mid	\	22.63	23.50	0.835	1.02	0.362	0.44	-0.02
Tilt	L	LTE Band41	41085	2549.5	50RB-Mid	\	22.23	23.50	0.712	0.95	0.306	0.41	0.08
Tilt	L	LTE Band41	39750	2506	50RB-Mid	\	22.17	23.50	0.706	0.96	0.298	0.40	0.11
Cheek	R	LTE Band41	40620	2593	50RB-Mid	\	22.63	23.50	0.312	0.38	0.162	0.20	0.17
Tilt	R	LTE Band41	40620	2593	50RB-Mid	\	22.63	23.50	0.315	0.38	0.147	0.18	-0.09
Cheek	L	LTE Band41	41490	2680	100RB	\	22.51	23.50	0.862	1.08	0.413	0.52	0.07
Tilt	L	LTE Band41	41490	2680	100RB	\	22.51	23.50	0.712	0.89	0.352	0.44	0.08
Cheek	L	LTE Band41	40620	2593	1RB-Mid	ULCA	23.55	24.50	0.821	1.02	0.423	0.53	0.06
PC2													
Body	F	LTE Band41	40620	2593	1RB-Mid Front 10mm	\	25.64	26.50	0.302	0.37	0.156	0.19	-0.12
Body	F	LTE Band41	40620	2593	1RB-Mid Rear 10mm	\	25.64	26.50	0.337	0.41	0.172	0.21	0.00
Body	F	LTE Band41	41490	2680	1RB-Mid Right Edge 10mm	\	25.51	26.50	0.262	0.33	0.129	0.16	-0.06
Body	F	LTE Band41	41055	2636.5	1RB-Mid Right Edge 10mm	\	25.56	26.50	0.294	0.37	0.144	0.18	0.00
Body	F	LTE Band41	40620	2593	1RB-Mid Right Edge 10mm	A35	25.64	26.50	0.429	0.52	0.206	0.25	-0.02
Body	F	LTE Band41	41085	2549.5	1RB-Mid Right Edge 10mm	\	25.55	26.50	0.277	0.34	0.136	0.17	-0.04
Body	F	LTE Band41	39750	2506	1RB-Mid Right Edge 10mm	\	25.58	26.50	0.286	0.35	0.142	0.18	-0.09
Body	F	LTE Band41	40620	2593	1RB-Mid Top Edge 10mm	\	25.64	26.50	0.428	0.52	0.193	0.24	-0.16
Body	F	LTE Band41	40620	2593	50RB-Mid Front 10mm	\	24.77	25.50	0.238	0.28	0.123	0.15	0.05
Body	F	LTE Band41	40620	2593	50RB-Mid Rear 10mm	\	24.77	25.50	0.287	0.34	0.142	0.17	-0.05
Body	F	LTE Band41	40620	2593	50RB-Mid Right Edge 10mm	\	24.77	25.50	0.320	0.38	0.158	0.19	0.02
Body	F	LTE Band41	40620	2593	50RB-MidTop Edge 10mm	\	24.77	25.50	0.233	0.28	0.108	0.13	0.15
Body	F	LTE Band41	40620	2593	1RB-Mid Right Edge 10mm	ULCA	25.64	26.50	0.336	0.41	0.171	0.21	0.04
PC2													
Body	F	LTE Band41	40620	2593	1RB-Mid Front 15mm	\	25.64	26.50	0.218	0.27	0.108	0.13	-0.03
Body	F	LTE Band41	41490	2680	1RB-Mid Rear 15mm	\	25.51	26.50	0.155	0.19	0.078	0.10	0.04
Body	F	LTE Band41	41055	2636.5	1RB-Mid Rear 15mm	\	25.56	26.50	0.167	0.21	0.084	0.10	-0.05
Body	F	LTE Band41	40620	2593	1RB-Mid Rear 15mm	A36	25.64	26.50	0.233	0.28	0.117	0.14	-0.17
Body	F	LTE Band41	41085	2549.5	1RB-Mid Rear 15mm	\	25.55	26.50	0.162	0.20	0.082	0.10	-0.17
Body	F	LTE Band41	39750	2506	1RB-Mid Rear 15mm	\	25.58	26.50	0.173	0.21	0.085	0.11	-0.15
Body	F	LTE Band41	40620	2593	50RB-Mid Front 15mm	\	24.77	25.50	0.175	0.21	0.087	0.10	-0.13
Body	F	LTE Band41	40620	2593	50RB-Mid Rear 15mm	\	24.77	25.50	0.195	0.23	0.096	0.11	-0.13
Body	F	LTE Band41	40620	2593	1RB-Mid Rear 15mm	ULCA	25.64	26.50	0.204	0.25	0.103	0.13	-0.11

PC3													
Cheek	L	LTE Band41	41490	2680	1RB-Mid	\	21.00	22.00	0.730	0.92	0.338	0.43	0.10
Cheek	L	LTE Band41	41055	2636.5	1RB-Mid	\	20.92	22.00	0.816	1.05	0.398	0.51	-0.09
Cheek	L	LTE Band41	40620	2593	1RB-Mid	A37	21.21	22.00	0.892	1.07	0.41	0.49	0.12
Cheek	L	LTE Band41	41085	2549.5	1RB-Mid	\	20.79	22.00	0.802	1.06	0.392	0.52	-0.14
Cheek	L	LTE Band41	39750	2506	1RB-Mid	\	20.68	22.00	0.760	1.03	0.348	0.47	-0.17
Tilt	L	LTE Band41	41490	2680	1RB-Mid	\	21.00	22.00	0.634	0.80	0.216	0.27	0.06
Tilt	L	LTE Band41	41055	2636.5	1RB-Mid	\	20.92	22.00	0.661	0.85	0.223	0.29	-0.14
Tilt	L	LTE Band41	40620	2593	1RB-Mid	\	21.21	22.00	0.720	0.86	0.315	0.38	0.07
Tilt	L	LTE Band41	41085	2549.5	1RB-Mid	\	20.79	22.00	0.608	0.80	0.207	0.27	0.09
Tilt	L	LTE Band41	39750	2506	1RB-Mid	\	20.68	22.00	0.623	0.84	0.221	0.30	0.17
Cheek	R	LTE Band41	40620	2593	1RB-Mid	\	21.21	22.00	0.323	0.39	0.159	0.19	0.13
Tilt	R	LTE Band41	40620	2593	1RB-Mid	\	21.21	22.00	0.331	0.40	0.155	0.19	0.01
Cheek	L	LTE Band41	40620	2593	50RB-Mid	\	20.23	21.00	0.650	0.78	0.344	0.41	0.11
Tilt	L	LTE Band41	40620	2593	50RB-Mid	\	20.23	21.00	0.516	0.62	0.26	0.31	0.18
Cheek	R	LTE Band41	40620	2593	50RB-Mid	\	20.23	21.00	0.277	0.33	0.14	0.17	0.01
Tilt	R	LTE Band41	40620	2593	50RB-Mid	\	20.23	21.00	0.272	0.32	0.127	0.15	-0.16
Cheek	L	LTE Band41	41490	2680	100RB	\	20.17	21.00	0.711	0.86	0.286	0.35	0.14
Tilt	L	LTE Band41	41490	2680	100RB	\	20.17	21.00	0.662	0.80	0.225	0.27	-0.11
Cheek	L	LTE Band41	40620	2593	1RB-Mid	ULCA	21.21	22.00	0.725	0.87	0.314	0.38	-0.17
PC3													
Body	F	LTE Band41	40620	2593	1RB-Mid Front 10mm	\	23.26	24.00	0.301	0.36	0.152	0.18	0.05
Body	F	LTE Band41	41490	2680	1RB-Mid Rear 10mm	\	23.01	24.00	0.273	0.34	0.134	0.17	-0.06
Body	F	LTE Band41	41055	2636.5	1RB-Mid Rear 10mm	\	23.08	24.00	0.333	0.41	0.161	0.20	-0.08
Body	F	LTE Band41	40620	2593	1RB-Mid Rear 10mm	\	23.26	24.00	0.375	0.44	0.179	0.21	0.07
Body	F	LTE Band41	41085	2549.5	1RB-Mid Rear 10mm	\	22.93	24.00	0.328	0.42	0.158	0.20	-0.04
Body	F	LTE Band41	39750	2506	1RB-Mid Rear 10mm	\	22.90	24.00	0.250	0.32	0.122	0.16	-0.04
Body	F	LTE Band41	40620	2593	1RB-Mid Right Edge 10mm	A38	23.26	24.00	0.411	0.49	0.198	0.23	-0.07
Body	F	LTE Band41	40620	2593	1RB-Mid Top Edge 10mm	\	23.26	24.00	0.236	0.28	0.112	0.13	-0.11
Body	F	LTE Band41	40620	2593	50RB-Mid Front 10mm	\	22.32	23.00	0.260	0.30	0.128	0.15	0.14
Body	F	LTE Band41	40620	2593	50RB-Mid Rear 10mm	\	22.32	23.00	0.334	0.39	0.16	0.19	-0.13
Body	F	LTE Band41	40620	2593	50RB-Mid Right Edge 10mm	\	22.32	23.00	0.370	0.43	0.172	0.20	-0.04
Body	F	LTE Band41	40620	2593	50RB-MidTop Edge 10mm	\	22.32	23.00	0.235	0.27	0.108	0.13	0.04
Body	F	LTE Band41	40620	2593	1RB-Mid Right Edge 10mm	ULCA	23.26	24.00	0.351	0.42	0.144	0.17	-0.16
PC3													
Body	F	LTE Band41	40620	2593	1RB-Mid Front 15mm	\	23.26	24.00	0.228	0.27	0.113	0.13	0.02
Body	F	LTE Band41	41490	2680	1RB-Mid Rear 15mm	\	23.01	24.00	0.199	0.25	0.1	0.13	0.09
Body	F	LTE Band41	41055	2636.5	1RB-Mid Rear 15mm	\	23.08	24.00	0.231	0.29	0.122	0.15	-0.14
Body	F	LTE Band41	40620	2593	1RB-Mid Rear 15mm	A39	23.26	24.00	0.246	0.29	0.123	0.15	0.08
Body	F	LTE Band41	41085	2549.5	1RB-Mid Rear 15mm	\	22.93	24.00	0.228	0.29	0.121	0.15	-0.07
Body	F	LTE Band41	39750	2506	1RB-Mid Rear 15mm	\	22.90	24.00	0.170	0.22	0.087	0.11	-0.19
Body	F	LTE Band41	40620	2593	50RB-Mid Front 15mm	\	22.32	23.00	0.192	0.22	0.096	0.11	0.11
Body	F	LTE Band41	40620	2593	50RB-Mid Rear 15mm	\	22.32	23.00	0.219	0.26	0.107	0.13	0.16
Body	F	LTE Band41	40620	2593	1RB-Mid Rear 15mm	ULCA	23.26	24.00	0.211	0.25	0.101	0.12	-0.16
PC3													
Cheek	L	LTE Band66	132322	1745	1RB-Mid	A40	23.79	24.50	0.161	0.19	0.102	0.12	-0.03
Tilt	L	LTE Band66	132322	1745	1RB-Mid	\	23.79	24.50	0.086	0.10	0.053	0.06	-0.08
Cheek	R	LTE Band66	132322	1745	1RB-Mid	\	23.79	24.50	0.106	0.12	0.07	0.08	-0.10
Tilt	R	LTE Band66	132322	1745	1RB-Mid	\	23.79	24.50	0.085	0.10	0.053	0.06	0.17
Cheek	L	LTE Band66	132322	1745	50RB-Mid	\	22.87	23.50	0.084	0.10	0.055	0.06	-0.12
Tilt	L	LTE Band66	132322	1745	50RB-Mid	\	22.87	23.50	0.072	0.08	0.045	0.05	-0.03
Cheek	R	LTE Band66	132322	1745	50RB-Mid	\	22.87	23.50	0.085	0.10	0.057	0.07	-0.05
Tilt	R	LTE Band66	132322	1745	50RB-Mid	\	22.87	23.50	0.069	0.08	0.043	0.05	-0.07
PC3													
Body	F	LTE Band66	132322	1745	1RB-Mid Front 10mm	\	23.79	24.50	0.265	0.31	0.172	0.20	0.18
Body	F	LTE Band66	132322	1745	1RB-Mid Rear 10mm	\	23.79	24.50	0.545	0.64	0.339	0.40	0.03
Body	F	LTE Band66	132322	1745	1RB-Mid Left Edge 10mm	\	23.79	24.50	0.049	0.06	0.03	0.04	0.01
Body	F	LTE Band66	132322	1745	1RB-Mid Right Edge 10mm	\	23.79	24.50	0.152	0.18	0.089	0.10	-0.14
Body	F	LTE Band66	132572	1770	1RB-Mid Bottom Edge 10mm	\	23.75	24.50	0.531	0.63	0.307	0.36	0.15
Body	F	LTE Band66	132322	1745	1RB-Mid Bottom Edge 10mm	A41	23.79	24.50	0.689	0.81	0.399	0.47	0.07
Body	F	LTE Band66	132072	1720	1RB-Mid Bottom Edge 10mm	\	23.75	24.50	0.611	0.73	0.356	0.42	-0.18
Body	F	LTE Band66	132322	1745	50RB-Mid Front 10mm	\	22.87	23.50	0.217	0.25	0.141	0.16	0.11
Body	F	LTE Band66	132322	1745	50RB-Mid Rear 10mm	\	22.87	23.50	0.448	0.52	0.274	0.32	0.08
Body	F	LTE Band66	132322	1745	50RB-Mid Left Edge 10mm	\	22.87	23.50	0.026	0.03	0.017	0.02	-0.10
Body	F	LTE Band66	132322	1745	50RB-Mid Right Edge 10mm	\	22.87	23.50	0.144	0.17	0.089	0.10	0.17
Body	F	LTE Band66	132322	1745	50RB-Mid Bottom Edge 10mm	\	22.87	23.50	0.603	0.70	0.349	0.40	-0.01
Body	F	LTE Band66	132072	1720	100RB Bottom Edge 10mm	\	22.86	23.50	0.614	0.71	0.322	0.37	-0.11
PC3													
Body	F	LTE Band66	132322	1745	1RB-Mid Front 15mm	\	23.79	24.50	0.230	0.27	0.149	0.18	0.09
Body	F	LTE Band66	132572	1770	1RB-Mid Rear 15mm	\	23.75	24.50	0.387	0.46	0.243	0.29	-0.04
Body	F	LTE Band66	132322	1745	1RB-Mid Rear 15mm	\	23.79	24.50	0.416	0.49	0.261	0.31	-0.10
Body	F	LTE Band66	132072	1720	1RB-Mid Rear 15mm	A42	23.75	24.50	0.455	0.54	0.286	0.34	0.16
Body	F	LTE Band66	132322	1745	50RB-Mid Front 15mm	\	22.87	23.50	0.186	0.22	0.12	0.14	0.04
Body	F	LTE Band66	132322	1745	50RB-Mid Rear 15mm	\	22.87	23.50	0.352	0.41	0.219	0.25	0.02
PC3													
Cheek	L	LTE Band71	133322	683	1RB-Mid	\	23.76	25.00	0.073	0.10	0.061	0.08	-0.01
Tilt	L	LTE Band71	133322	683	1RB-Mid	\	23.76	25.00	0.049	0.07	0.039	0.05	0.06
Cheek	R	LTE Band71	133322	683	1RB-Mid	A43	23.76	25.00	0.091	0.12	0.0712	0.09	-0.04
Tilt	R	LTE Band71	133322	683	1RB-Mid	\	23.76	25.00	0.046	0.06	0.036	0.05	0.10
Cheek	L	LTE Band71	133322	683	50RB-Mid	\	22.88	24.00	0.062	0.08	0.051	0.07	-0.17
Tilt	L	LTE Band71	133322	683	50RB-Mid	\	22.88	24.00	<0.01	<0.01	<0.01	<0.01	\
Cheek	R	LTE Band71	133322	683	50RB-Mid	\	22.88	24.00	0.074	0.10	0.058	0.08	-0.13
Tilt	R	LTE Band71	133322	683	50RB-Mid	\	22.88	24.00	<0.01	<0.01	<0.01	<0.01	\

Body	F	LTE Band71	133322	683	1RB-Mid Front 10mm	\	23.76	25.00	0.144	0.19	0.103	0.14	-0.15
Body	F	LTE Band71	133372	688	1RB-Mid Rear 10mm	A44	23.67	25.00	0.222	0.30	0.155	0.21	-0.09
Body	F	LTE Band71	133322	683	1RB-Mid Rear 10mm	\	23.76	25.00	0.220	0.29	0.153	0.20	-0.17
Body	F	LTE Band71	133222	673	1RB-Mid Rear 10mm	\	23.65	25.00	0.209	0.29	0.146	0.20	0.02
Body	F	LTE Band71	133322	683	1RB-Mid Left Edge 10mm	\	23.76	25.00	0.084	0.11	0.058	0.08	0.17
Body	F	LTE Band71	133322	683	1RB-Mid Right Edge 10mm	\	23.76	25.00	0.084	0.11	0.058	0.08	-0.10
Body	F	LTE Band71	133322	683	1RB-Mid Bottom Edge 10mm	\	23.76	25.00	0.081	0.11	0.04	0.05	-0.06
Body	F	LTE Band71	133322	683	50RB-Mid Front 10mm	\	22.88	24.00	0.116	0.15	0.082	0.11	0.15
Body	F	LTE Band71	133322	683	50RB-Mid Rear 10mm	\	22.88	24.00	0.187	0.24	0.125	0.16	-0.01
Body	F	LTE Band71	133322	683	50RB-Mid Left Edge 10mm	\	22.88	24.00	0.047	0.06	0.033	0.04	-0.10
Body	F	LTE Band71	133322	683	50RB-Mid Right Edge 10mm	\	22.88	24.00	<0.01	<0.01	<0.01	<0.01	\
Body	F	LTE Band71	133322	683	50RB-Mid Bottom Edge 10mm	\	22.88	24.00	0.071	0.09	0.035	0.05	0.13
Body	F	LTE Band71	133322	683	1RB-Mid Front 15mm	\	23.76	25.00	0.131	0.17	0.096	0.13	-0.16
Body	F	LTE Band71	133372	688	1RB-Mid Rear 15mm	\	23.76	25.00	0.188	0.25	0.136	0.18	-0.14
Body	F	LTE Band71	133322	683	1RB-Mid Rear 15mm	A45	23.76	25.00	0.191	0.25	0.14	0.19	-0.04
Body	F	LTE Band71	133222	673	1RB-Mid Rear 15mm	\	23.76	25.00	0.182	0.24	0.131	0.17	0.18
Body	F	LTE Band71	133322	683	50RB-Mid Front 15mm	\	22.88	24.00	0.107	0.14	0.078	0.10	0.13
Body	F	LTE Band71	133322	683	50RB-Mid Rear 15mm	\	22.88	24.00	0.150	0.19	0.109	0.14	0.12

SAR Values 4G(ENDC/ULCA)

	Phantom position L/R/F	Frequency Band	Channel Number	Frequency (MHz)	Test setup	Fig	EUT Measured Power (dBm)	Tune up (dBm)	Measured SAR 1g (W/kg)	Calculated SAR 1g (W/kg)	Measured SAR 10g (W/kg)	Calculated SAR 10g (W/kg)	Power Drift
ENDC ANT1													
Cheek	L	LTE Band2	18900	1880	1RB-Mid	\	23.69	24.50	0.159	0.19	0.101	0.12	-0.05
Tilt	L	LTE Band2	18900	1880	1RB-Mid	\	23.69	24.50	0.073	0.09	0.046	0.06	0.04
Cheek	R	LTE Band2	18900	1880	1RB-Mid	\	23.69	24.50	0.122	0.15	0.081	0.10	-0.15
Tilt	R	LTE Band2	18900	1880	1RB-Mid	\	23.69	24.50	0.115	0.14	0.072	0.09	0.17
Cheek	L	LTE Band2	18900	1880	50RB-Mid	\	22.82	23.50	0.130	0.15	0.083	0.10	-0.04
Tilt	L	LTE Band2	18900	1880	50RB-Mid	\	22.82	23.50	0.062	0.07	0.039	0.05	-0.06
Cheek	R	LTE Band2	18900	1880	50RB-Mid	\	22.82	23.50	0.097	0.11	0.064	0.07	-0.17
Tilt	R	LTE Band2	18900	1880	50RB-Mid	\	22.82	23.50	0.088	0.10	0.055	0.06	0.15
ENDC ANT1													
Body	F	LTE Band2	18900	1880	1RB-Mid Front 10mm	\	21.59	22.50	0.214	0.26	0.136	0.17	0.00
Body	F	LTE Band2	18900	1880	1RB-Mid Rear 10mm	\	21.59	22.50	0.384	0.47	0.237	0.29	-0.04
Body	F	LTE Band2	18900	1880	1RB-Mid Left Edge 10mm	\	21.59	22.50	<0.01	<0.01	<0.01	<0.01	\
Body	F	LTE Band2	18900	1880	1RB-Mid Right Edge 10mm	\	21.59	22.50	0.106	0.13	0.059	0.07	0.16
Body	F	LTE Band2	19100	1900	1RB-Mid Bottom Edge 10mm	\	21.41	22.50	0.490	0.63	0.283	0.36	-0.09
Body	F	LTE Band2	18900	1880	1RB-Mid Bottom Edge 10mm	\	21.59	22.50	0.425	0.52	0.246	0.30	0.02
Body	F	LTE Band2	18700	1860	1RB-Mid Bottom Edge 10mm	\	21.46	22.50	0.510	0.65	0.294	0.37	0.04
Body	F	LTE Band2	18900	1880	50RB-Mid Front 10mm	\	20.69	21.50	0.184	0.22	0.117	0.14	-0.17
Body	F	LTE Band2	18900	1880	50RB-Mid Rear 10mm	\	20.69	21.50	0.350	0.42	0.211	0.25	0.12
Body	F	LTE Band2	18900	1880	50RB-Mid Left Edge 10mm	\	20.69	21.50	<0.01	<0.01	<0.01	<0.01	\
Body	F	LTE Band2	18900	1880	50RB-Mid Right Edge 10mm	\	20.69	21.50	0.105	0.13	0.058	0.07	-0.01
Body	F	LTE Band2	18900	1880	50RB-Mid Bottom Edge 10mm	\	20.69	21.50	0.360	0.43	0.211	0.25	0.02
ENDC ANT1													
Body	F	LTE Band2	18900	1880	1RB-Mid Front 15mm	\	23.69	24.50	0.160	0.19	0.104	0.13	-0.05
Body	F	LTE Band2	19100	1900	1RB-Mid Rear 15mm	\	23.65	24.50	0.269	0.33	0.17	0.21	-0.13
Body	F	LTE Band2	18900	1880	1RB-Mid Rear 15mm	\	23.69	24.50	0.286	0.34	0.181	0.22	0.09
Body	F	LTE Band2	18700	1860	1RB-Mid Rear 15mm	\	23.63	24.50	0.298	0.36	0.188	0.23	0.02
Body	F	LTE Band2	18900	1880	50RB-Mid Front 15mm	\	22.82	23.50	0.135	0.16	0.088	0.10	-0.11
Body	F	LTE Band2	18900	1880	50RB-Mid Rear 15mm	\	22.82	23.50	0.241	0.28	0.151	0.18	-0.11
ENDC ANT3													
Cheek	L	LTE Band2	18900	1880	1RB-Mid	\	23.80	24.50	0.333	0.39	0.173	0.20	-0.07
Tilt	L	LTE Band2	18900	1880	1RB-Mid	\	23.80	24.50	0.117	0.14	0.069	0.08	-0.03
Cheek	R	LTE Band2	18900	1880	1RB-Mid	\	23.80	24.50	0.474	0.56	0.251	0.29	-0.03
Tilt	R	LTE Band2	18900	1880	1RB-Mid	\	23.80	24.50	0.173	0.20	0.101	0.12	0.09
Cheek	L	LTE Band2	18900	1880	50RB-Mid	\	22.95	23.50	0.309	0.35	0.155	0.18	-0.14
Tilt	L	LTE Band2	18900	1880	50RB-Mid	\	22.95	23.50	0.106	0.12	0.061	0.07	-0.02
Cheek	R	LTE Band2	18900	1880	50RB-Mid	\	22.95	23.50	0.386	0.44	0.203	0.23	0.12
Tilt	R	LTE Band2	18900	1880	50RB-Mid	\	22.95	23.50	0.143	0.16	0.084	0.10	0.03
ENDC ANT3													
Body	F	LTE Band2	18900	1880	1RB-Mid Front 10mm	\	21.86	22.50	0.097	0.11	0.054	0.06	0.10
Body	F	LTE Band2	19100	1900	1RB-Mid Rear 10mm	\	21.65	22.50	0.254	0.31	0.125	0.15	-0.08
Body	F	LTE Band2	18900	1880	1RB-Mid Rear 10mm	\	21.86	22.50	0.358	0.41	0.171	0.20	-0.16
Body	F	LTE Band2	18700	1860	1RB-Mid Rear 10mm	\	21.70	22.50	0.388	0.47	0.189	0.23	-0.03
Body	F	LTE Band2	18900	1880	1RB-Mid Left Edge 10mm	\	21.86	22.50	0.294	0.34	0.15	0.17	0.05
Body	F	LTE Band2	18900	1880	1RB-Mid Top Edge 10mm	\	21.86	22.50	0.029	0.03	0.017	0.02	0.00
Body	F	LTE Band2	18900	1880	50RB-Mid Front 10mm	\	20.99	21.50	0.078	0.09	0.043	0.05	0.07
Body	F	LTE Band2	18900	1880	50RB-Mid Rear 10mm	\	20.99	21.50	0.300	0.34	0.141	0.16	-0.06
Body	F	LTE Band2	18900	1880	50RB-Mid Left Edge 10mm	\	20.99	21.50	0.259	0.29	0.131	0.15	0.05
Body	F	LTE Band2	18900	1880	50RB-Mid Top Edge 10mm	\	20.99	21.50	0.022	0.02	0.013	0.01	-0.13
ENDC ANT3													
Body	F	LTE Band2	18900	1880	1RB-Mid Front 15mm	\	23.80	24.50	0.099	0.12	0.058	0.07	0.15
Body	F	LTE Band2	19100	1900	1RB-Mid Rear 15mm	\	23.63	24.50	0.213	0.26	0.115	0.14	-0.05
Body	F	LTE Band2	18900	1880	1RB-Mid Rear 15mm	\	23.80	24.50	0.298	0.35	0.148	0.17	0.12
Body	F	LTE Band2	18700	1860	1RB-Mid Rear 15mm	\	23.69	24.50	0.347	0.42	0.183	0.22	-0.09
Body	F	LTE Band2	18900	1880	50RB-Mid Front 15mm	\	22.95	23.50	0.077	0.09	0.046	0.05	-0.13
Body	F	LTE Band2	18900	1880	50RB-Mid Rear 15mm	\	22.95	23.50	0.284	0.32	0.149	0.17	0.00

ENDC ANT1													
Cheek	L	LTE Band66	132322	1745	1RB-Mid	\	23.79	24.50	0.161	0.19	0.102	0.12	-0.03
Tilt	L	LTE Band66	132322	1745	1RB-Mid	\	23.79	24.50	0.086	0.10	0.053	0.06	-0.18
Cheek	R	LTE Band66	132322	1745	1RB-Mid	\	23.79	24.50	0.106	0.12	0.07	0.08	0.09
Tilt	R	LTE Band66	132322	1745	1RB-Mid	\	23.79	24.50	0.085	0.10	0.053	0.06	0.13
Cheek	L	LTE Band66	132322	1745	50RB-Mid	\	22.87	23.50	0.084	0.10	0.055	0.06	-0.08
Tilt	L	LTE Band66	132322	1745	50RB-Mid	\	22.87	23.50	0.072	0.08	0.045	0.05	-0.03
Cheek	R	LTE Band66	132322	1745	50RB-Mid	\	22.87	23.50	0.085	0.10	0.057	0.07	0.01
Tilt	R	LTE Band66	132322	1745	50RB-Mid	\	22.87	23.50	0.069	0.08	0.043	0.05	-0.19
ENDC ANT1													
Body	F	LTE Band66	132322	1745	1RB-Mid Front 10mm	\	22.75	23.50	0.218	0.26	0.147	0.17	0.06
Body	F	LTE Band66	132322	1745	1RB-Mid Rear 10mm	\	22.75	23.50	0.449	0.53	0.29	0.34	0.18
Body	F	LTE Band66	132322	1745	1RB-Mid Left Edge 10mm	\	22.75	23.50	0.041	0.05	0.026	0.03	-0.15
Body	F	LTE Band66	132322	1745	1RB-Mid Right Edge 10mm	\	22.75	23.50	0.125	0.15	0.076	0.09	0.11
Body	F	LTE Band66	132572	1770	1RB-Mid Bottom Edge 10mm	\	22.44	23.50	0.438	0.56	0.262	0.33	-0.17
Body	F	LTE Band66	132322	1745	1RB-Mid Bottom Edge 10mm	\	22.75	23.50	0.568	0.68	0.341	0.41	0.03
Body	F	LTE Band66	132072	1720	1RB-Mid Bottom Edge 10mm	\	22.49	23.50	0.504	0.64	0.304	0.38	0.18
Body	F	LTE Band66	132322	1745	50RB-Mid Front 10mm	\	21.69	22.50	0.179	0.22	0.121	0.15	0.19
Body	F	LTE Band66	132322	1745	50RB-Mid Rear 10mm	\	21.69	22.50	0.369	0.44	0.235	0.28	0.07
Body	F	LTE Band66	132322	1745	50RB-Mid Left Edge 10mm	\	21.69	22.50	0.022	0.03	0.014	0.02	0.07
Body	F	LTE Band66	132322	1745	50RB-Mid Right Edge 10mm	\	21.69	22.50	0.119	0.14	0.076	0.09	-0.12
Body	F	LTE Band66	132322	1745	50RB-Mid Bottom Edge 10mm	\	21.69	22.50	0.497	0.60	0.299	0.36	-0.12
ENDC ANT1													
Body	F	LTE Band66	132322	1745	1RB-Mid Front 15mm	\	23.79	24.50	0.230	0.27	0.149	0.18	0.18
Body	F	LTE Band66	132572	1770	1RB-Mid Rear 15mm	\	23.79	24.50	0.387	0.46	0.243	0.29	0.07
Body	F	LTE Band66	132322	1745	1RB-Mid Rear 15mm	\	23.79	24.50	0.416	0.49	0.261	0.31	0.15
Body	F	LTE Band66	132072	1720	1RB-Mid Rear 15mm	\	23.79	24.50	0.455	0.54	0.286	0.34	0.16
Body	F	LTE Band66	132322	1745	50RB-Mid Front 15mm	\	22.87	23.50	0.186	0.22	0.12	0.14	-0.14
Body	F	LTE Band66	132322	1745	50RB-Mid Rear 15mm	\	22.87	23.50	0.352	0.41	0.219	0.25	-0.13
ENDC ANT3													
Cheek	L	LTE Band66	132322	1745	1RB-Mid	\	24.08	24.50	0.161	0.18	0.106	0.12	-0.09
Tilt	L	LTE Band66	132322	1745	1RB-Mid	\	24.08	24.50	0.114	0.13	0.069	0.08	-0.18
Cheek	R	LTE Band66	132322	1745	1RB-Mid	\	24.08	24.50	0.350	0.39	0.19	0.21	0.18
Tilt	R	LTE Band66	132322	1745	1RB-Mid	\	24.08	24.50	0.103	0.11	0.062	0.07	-0.07
Cheek	L	LTE Band66	132322	1745	50RB-Mid	\	23.09	23.50	0.121	0.13	0.082	0.09	0.15
Tilt	L	LTE Band66	132322	1745	50RB-Mid	\	23.09	23.50	0.095	0.10	0.057	0.06	-0.10
Cheek	R	LTE Band66	132322	1745	50RB-Mid	\	23.09	23.50	0.223	0.25	0.134	0.15	0.08
Tilt	R	LTE Band66	132322	1745	50RB-Mid	\	23.09	23.50	0.081	0.09	0.048	0.05	0.13
ENDC ANT3													
Body	F	LTE Band66	132322	1745	1RB-Mid Front 10mm	\	24.08	24.50	0.109	0.12	0.06	0.07	-0.16
Body	F	LTE Band66	132572	1770	1RB-Mid Rear 10mm	\	23.75	24.50	0.553	0.66	0.262	0.31	-0.11
Body	F	LTE Band66	132322	1745	1RB-Mid Rear 10mm	\	24.08	24.50	0.485	0.53	0.226	0.25	0.12
Body	F	LTE Band66	132072	1720	1RB-Mid Rear 10mm	\	23.92	24.50	0.375	0.43	0.178	0.20	0.12
Body	F	LTE Band66	132322	1745	1RB-Mid Left Edge 10mm	\	24.08	24.50	0.394	0.43	0.198	0.22	-0.11
Body	F	LTE Band66	132322	1745	1RB-Mid Top Edge 10mm	\	24.08	24.50	<0.01	<0.01	<0.01	<0.01	\
Body	F	LTE Band66	132322	1745	50RB-Mid Front 10mm	\	23.09	23.50	0.096	0.11	0.054	0.06	-0.15
Body	F	LTE Band66	132322	1745	50RB-Mid Rear 10mm	\	23.09	23.50	0.399	0.44	0.19	0.21	0.05
Body	F	LTE Band66	132322	1745	50RB-Mid Left Edge 10mm	\	23.09	23.50	0.340	0.37	0.169	0.19	-0.16
Body	F	LTE Band66	132322	1745	50RB-Mid Top Edge 10mm	\	23.09	23.50	<0.01	<0.01	<0.01	<0.01	\
ENDC ANT3													
Body	F	LTE Band66	132322	1745	1RB-Mid Front 15mm	\	24.08	24.50	0.052	0.06	0.033	0.04	0.05
Body	F	LTE Band66	132572	1770	1RB-Mid Rear 15mm	\	23.75	24.50	0.241	0.29	0.128	0.15	-0.12
Body	F	LTE Band66	132322	1745	1RB-Mid Rear 15mm	\	24.08	24.50	0.217	0.24	0.115	0.13	-0.01
Body	F	LTE Band66	132072	1720	1RB-Mid Rear 15mm	\	23.92	24.50	0.166	0.19	0.088	0.10	0.17
Body	F	LTE Band66	132322	1745	50RB-Mid Front 15mm	\	23.09	23.50	0.043	0.05	0.028	0.03	-0.12
Body	F	LTE Band66	132322	1745	50RB-Mid Rear 15mm	\	23.09	23.50	0.159	0.17	0.085	0.09	-0.08

SAR Values 2G/3G/4G- (WWAN+WIFI ON)

	Phantom position L/R/F	Frequency Band	Channel Number	Frequency (MHz)	Test setup	Fig	EUT Measured Power (dBm)	Tune up (dBm)	Measured SAR 1g (W/kg)	Calculated SAR 1g (W/kg)	Measured SAR 10g (W/kg)	Calculated SAR 10g (W/kg)	Power Drift
ANT1													
Body	F	WCDMA 1700	1412	1732.4	Front 10mm	\	23.54	24.00	0.225	0.25	0.153	0.17	0.08
Body	F	WCDMA 1700	1513	1752.6	Rear 10mm	\	23.52	24.00	0.400	0.45	0.27	0.30	0.00
Body	F	WCDMA 1700	1412	1732.4	Rear 10mm	\	23.54	24.00	0.498	0.55	0.314	0.35	-0.08
Body	F	WCDMA 1700	1312	1712.4	Rear 10mm	\	23.63	24.00	0.470	0.51	0.311	0.34	0.13
Body	F	WCDMA 1700	1412	1732.4	Left Edge 10mm	\	23.54	24.00	0.031	0.03	0.021	0.02	-0.06
Body	F	WCDMA 1700	1412	1732.4	Right Edge 10mm	\	23.54	24.00	0.128	0.14	0.081	0.09	-0.13
Body	F	WCDMA 1700	1412	1732.4	Bottom Edge 10mm	\	23.54	24.00	0.490	0.54	0.307	0.34	0.15
ANT8													
Cheek	L	LTE Band7	21350	2560	1RB-Mid	\	18.78	20.00	0.636	0.84	0.294	0.39	-0.08
Cheek	L	LTE Band7	21100	2535	1RB-Mid	\	18.86	20.00	0.530	0.69	0.236	0.31	0.00
Cheek	L	LTE Band7	20850	2510	1RB-Mid	\	18.80	20.00	0.590	0.78	0.269	0.35	0.11
Tilt	L	LTE Band7	21100	2535	1RB-Mid	\	18.86	20.00	0.520	0.68	0.209	0.27	0.04
Cheek	R	LTE Band7	21100	2535	1RB-Mid	\	18.86	20.00	0.151	0.20	0.077	0.10	-0.06
Tilt	R	LTE Band7	21100	2535	1RB-Mid	\	18.86	20.00	0.158	0.21	0.071	0.09	0.18
Cheek	L	LTE Band7	21100	2535	50RB-Mid	\	18.13	19.00	0.440	0.54	0.197	0.24	-0.05
Tilt	L	LTE Band7	21100	2535	50RB-Mid	\	18.13	19.00	0.420	0.51	0.172	0.21	-0.07
Cheek	R	LTE Band7	21100	2535	50RB-Mid	\	18.13	19.00	0.127	0.16	0.064	0.08	-0.11
Tilt	R	LTE Band7	21100	2535	50RB-Mid	\	18.13	19.00	0.128	0.16	0.058	0.07	0.10
ANT8 PC2													
Cheek	L	LTE Band41	41490	2680	1RB-Mid	\	22.36	23.50	0.485	0.63	0.214	0.28	0.15
Cheek	L	LTE Band41	41055	2636.5	1RB-Mid	\	22.37	23.50	0.465	0.60	0.205	0.27	-0.15
Cheek	L	LTE Band41	40620	2593	1RB-Mid	\	22.61	23.50	0.728	0.89	0.339	0.42	0.06
Cheek	L	LTE Band41	41085	2549.5	1RB-Mid	\	22.30	23.50	0.444	0.59	0.196	0.26	0.15
Cheek	L	LTE Band41	39750	2506	1RB-Mid	\	22.32	23.50	0.590	0.77	0.254	0.33	0.05
Tilt	L	LTE Band41	40620	2593	1RB-Mid	\	22.61	23.50	0.680	0.83	0.299	0.37	0.15
Cheek	R	LTE Band41	40620	2593	1RB-Mid	\	22.61	23.50	0.257	0.32	0.132	0.16	0.10
Tilt	R	LTE Band41	40620	2593	1RB-Mid	\	22.61	23.50	0.261	0.32	0.123	0.15	-0.07
Cheek	L	LTE Band41	40620	2593	50RB-Mid	\	21.72	22.50	0.610	0.73	0.279	0.33	0.01
Tilt	L	LTE Band41	40620	2593	50RB-Mid	\	21.72	22.50	0.573	0.69	0.251	0.30	0.12
Cheek	R	LTE Band41	40620	2593	50RB-Mid	\	21.72	22.50	0.214	0.26	0.113	0.14	-0.13
Tilt	R	LTE Band41	40620	2593	50RB-Mid	\	21.72	22.50	0.217	0.26	0.102	0.12	0.11
ANT8 PC3													
Cheek	L	LTE Band41	41490	2680	1RB-Mid	\	20.00	21.00	0.500	0.63	0.232	0.29	-0.03
Cheek	L	LTE Band41	41055	2636.5	1RB-Mid	\	19.97	21.00	0.580	0.74	0.273	0.35	

14.2 SAR results for NR

SAR Values NR- (Standalone)

	Phantom position L/R/F	Frequency Band	Channel Number	Frequency (MHz)	Test setup	Fig	EUT Measured Power (dBm)	Tune up (dBm)	Measured SAR 1g (W/kg)	Calculated SAR 1g (W/kg)	Measured SAR 10g (W/kg)	Calculated SAR 10g (W/kg)	Power Drift
Cheek	L	N25	376500	1882.5		\	23.83	24.50	0.107	0.12	0.071	0.08	0.19
Tilt	L	N25	376500	1882.5		\	23.83	24.50	0.070	0.08	0.042	0.05	-0.10
Cheek	R	N25	376500	1882.5		A46	23.83	24.50	0.143	0.17	0.0912	0.11	0.09
Tilt	R	N25	376500	1882.5		\	23.83	24.50	0.083	0.10	0.05	0.06	0.06
Body	F	N25	376500	1882.5	Front 10mm	\	23.83	24.50	0.412	0.48	0.26	0.30	0.05
Body	F	N25	382500	1912.5	Rear 10mm	\	23.69	24.50	0.712	0.86	0.407	0.49	0.08
Body	F	N25	376500	1882.5	Rear 10mm	A47	23.83	24.50	0.765	0.89	0.467	0.54	-0.03
Body	F	N25	370500	1852.5	Rear 10mm	\	23.66	24.50	0.722	0.88	0.414	0.50	0.05
Body	F	N25	376500	1882.5	Left Edge 10mm	\	23.83	24.50	<0.01	<0.01	<0.01	<0.01	\
Body	F	N25	376500	1882.5	Right Edge 10mm	\	23.83	24.50	0.095	0.11	0.05	0.06	0.18
Body	F	N25	382500	1912.5	Bottom Edge 10mm	\	23.69	24.50	0.706	0.85	0.351	0.42	0.08
Body	F	N25	376500	1882.5	Bottom Edge 10mm	\	23.83	24.50	0.733	0.86	0.397	0.46	-0.03
Body	F	N25	370500	1852.5	Bottom Edge 10mm	\	23.66	24.50	0.684	0.83	0.321	0.39	0.09
Body	F	N25	376500	1882.5	Front 15mm	\	23.83	24.50	0.254	0.30	0.16	0.19	-0.17
Body	F	N25	382500	1912.5	Rear 15mm	\	23.69	24.50	0.379	0.46	0.254	0.31	0.14
Body	F	N25	376500	1882.5	Rear 15mm	A48	23.83	24.50	0.464	0.54	0.288	0.34	0.02
Body	F	N25	370500	1852.5	Rear 15mm	\	23.66	24.50	0.429	0.52	0.276	0.33	-0.13
Cheek	L	N66	349000	1745		\	23.86	24.50	0.066	0.08	0.045	0.05	-0.10
Tilt	L	N66	349000	1745		\	23.86	24.50	0.043	0.05	0.028	0.03	0.04
Cheek	R	N66	349000	1745		A49	23.86	24.50	0.093	0.11	0.0622	0.07	0.14
Tilt	R	N66	349000	1745		\	23.86	24.50	0.031	0.04	0.021	0.02	-0.05
Body	F	N66	349000	1745	Front 10mm	\	23.86	24.50	0.458	0.53	0.287	0.33	0.01
Body	F	N66	355500	1777.5	Rear 10mm	\	23.76	24.50	0.612	0.73	0.374	0.44	0.06
Body	F	N66	349000	1745	Rear 10mm	\	23.86	24.50	0.702	0.81	0.408	0.47	0.03
Body	F	N66	342500	1712.5	Rear 10mm	\	23.78	24.50	0.623	0.74	0.381	0.45	0.01
Body	F	N66	349000	1745	Left Edge 10mm	\	23.86	24.50	<0.01	<0.01	<0.01	<0.01	\
Body	F	N66	349000	1745	Right Edge 10mm	\	23.86	24.50	0.103	0.12	0.064	0.07	0.16
Body	F	N66	355500	1777.5	Bottom Edge 10mm	\	23.76	24.50	0.716	0.85	0.422	0.50	0.02
Body	F	N66	349000	1745	Bottom Edge 10mm	A50	23.86	24.50	0.859	1.00	0.494	0.57	-0.17
Body	F	N66	342500	1712.5	Bottom Edge 10mm	\	23.78	24.50	0.733	0.87	0.406	0.48	0.17
Body	F	N66	349000	1745	Front 15mm	\	23.86	24.50	0.389	0.45	0.25	0.29	0.10
Body	F	N66	355500	1777.5	Rear 15mm	\	23.76	24.50	0.369	0.44	0.218	0.26	-0.04
Body	F	N66	349000	1745	Rear 15mm	A51	23.86	24.50	0.402	0.47	0.253	0.29	0.17
Body	F	N66	342500	1712.5	Rear 15mm	\	23.78	24.50	0.386	0.46	0.226	0.27	0.10
Cheek	L	N71	136100	680.5		\	23.86	24.50	0.085	0.10	0.069	0.08	0.03
Tilt	L	N71	136100	680.5		\	23.86	24.50	0.048	0.06	0.039	0.05	-0.02
Cheek	R	N71	136100	680.5		A52	23.86	24.50	0.090	0.10	0.0702	0.08	-0.01
Tilt	R	N71	136100	680.5		\	23.86	24.50	0.050	0.06	0.044	0.05	-0.17
Body	F	N71	136100	680.5	Front 10mm	\	23.86	24.50	0.157	0.18	0.11	0.13	-0.18
Body	F	N71	139100	695.5	Rear 10mm	\	23.66	24.50	0.228	0.28	0.152	0.18	-0.05
Body	F	N71	136100	680.5	Rear 10mm	A53	23.86	24.50	0.259	0.30	0.174	0.20	-0.02
Body	F	N71	133100	665.5	Rear 10mm	\	23.84	24.50	0.221	0.26	0.147	0.17	-0.03
Body	F	N71	136100	680.5	Left Edge 10mm	\	23.86	24.50	0.085	0.10	0.056	0.06	-0.05
Body	F	N71	136100	680.5	Right Edge 10mm	\	23.86	24.50	<0.01	<0.01	<0.01	<0.01	\
Body	F	N71	136100	680.5	Bottom Edge 10mm	\	23.86	24.50	0.100	0.12	0.05	0.06	0.05
Body	F	N71	136100	680.5	Front 15mm	\	23.86	24.50	0.131	0.15	0.099	0.11	-0.12
Body	F	N71	139100	695.5	Rear 15mm	\	23.66	24.50	0.174	0.21	0.125	0.15	-0.02
Body	F	N71	136100	680.5	Rear 15mm	A54	23.86	24.50	0.189	0.22	0.139	0.16	0.01
Body	F	N71	133100	665.5	Rear 15mm	\	23.84	24.50	0.150	0.17	0.112	0.13	-0.13
PC2													
Cheek	L	N41	537000	2685		\	23.87	25.00	0.814	1.06	0.326	0.42	0.08
Cheek	L	N41	527799	2639		\	24.14	25.00	0.869	1.06	0.374	0.46	0.11
Cheek	L	N41	518598	2592.99		\	24.12	25.00	0.912	1.12	0.406	0.50	0.14
Cheek	L	N41	509406	2455.02		\	23.96	25.00	0.921	1.17	0.416	0.53	0.05
Cheek	L	N41	500205	2501.01		A55	24.19	25.00	0.994	1.20	0.47	0.57	-0.04
Tilt	L	N41	537000	2685		\	23.87	25.00	0.612	0.79	0.234	0.30	0.07
Tilt	L	N41	527799	2639		\	24.14	25.00	0.637	0.78	0.251	0.31	0.08
Tilt	L	N41	518598	2592.99		\	24.12	25.00	0.712	0.87	0.267	0.33	-0.11
Tilt	L	N41	509406	2455.02		\	23.96	25.00	0.738	0.94	0.312	0.40	0.07
Tilt	L	N41	500205	2501.01		\	24.19	25.00	0.790	0.95	0.37	0.45	0.18
Cheek	R	N41	500205	2501.01		\	24.19	25.00	0.280	0.34	0.158	0.19	-0.09
Tilt	R	N41	500205	2501.01		\	24.19	25.00	0.290	0.35	0.139	0.17	-0.17
PC2													
Body	F	N41	500205	2501.01	Front 10mm	\	26.49	27.00	0.343	0.39	0.182	0.20	0.12
Body	F	N41	500205	2501.01	Rear 10mm	\	26.49	27.00	0.450	0.51	0.221	0.25	0.08
Body	F	N41	537000	2685	Right Edge 10mm	\	26.14	27.00	0.296	0.36	0.144	0.18	-0.09
Body	F	N41	527799	2639	Right Edge 10mm	\	26.44	27.00	0.212	0.24	0.107	0.12	0.11
Body	F	N41	518598	2592.99	Right Edge 10mm	\	26.41	27.00	0.350	0.40	0.173	0.20	0.14
Body	F	N41	509406	2455.02	Right Edge 10mm	\	26.24	27.00	0.321	0.38	0.149	0.18	0.18
Body	F	N41	500205	2501.01	Right Edge 10mm	A56	26.49	27.00	0.513	0.58	0.25	0.28	0.00
Body	F	N41	500205	2501.01	Top Edge 10mm	\	26.49	27.00	0.272	0.31	0.133	0.15	-0.09
PC2													
Body	F	N41	500205	2501.01	Front 15mm	\	26.49	27.00	0.262	0.29	0.139	0.16	-0.01
Body	F	N41	537000	2685	Rear 15mm	\	26.14	27.00	0.199	0.24	0.104	0.13	0.16
Body	F	N41	527799	2639	Rear 15mm	\	26.44	27.00	0.142	0.16	0.073	0.08	0.16
Body	F	N41	518598	2592.99	Rear 15mm	\	26.41	27.00	0.235	0.27	0.122	0.14	0.00
Body	F	N41	509406	2455.02	Rear 15mm	\	26.24	27.00	0.213	0.25	0.103	0.12	0.15
Body	F	N41	500205	2501.01	Rear 15mm	A57	26.49	27.00	0.315	0.35	0.16	0.18	-0.09



PC2 L													
Cheek	L	N77	633332	3499.98		\	20.18	21.00	0.930	1.12	0.34	0.41	0.03
Cheek	L	N77	633334	3500.01		\	20.09	21.00	0.903	1.11	0.294	0.36	0.06
Tilt	L	N77	633332	3499.98		A58	20.18	21.00	0.961	1.16	0.36	0.43	0.02
Tilt	L	N77	633334	3500.01		\	20.09	21.00	0.928	1.14	0.331	0.41	0.07
Cheek	R	N77	633332	3499.98		\	20.18	21.00	0.450	0.54	0.184	0.22	-0.03
Tilt	R	N77	633332	3499.98		\	20.18	21.00	0.450	0.54	0.185	0.22	0.12
PC2 L													
Body	F	N77	633332	3499.98	Front 10mm	\	26.10	27.00	0.320	0.39	0.153	0.19	0.09
Body	F	N77	633332	3499.98	Rear 10mm	\	26.10	27.00	0.272	0.33	0.111	0.14	-0.02
Body	F	N77	633332	3499.98	Left Edge 10mm	\	26.10	27.00	0.031	0.04	0.016	0.02	0.15
Body	F	N77	633332	3499.98	Right Edge 10mm	\	26.10	27.00	0.132	0.16	0.068	0.08	-0.13
Body	F	N77	633332	3499.98	Top Edge 10mm	A59	26.10	27.00	0.961	1.18	0.41	0.50	0.19
Body	F	N77	633334	3500.01	Top Edge 10mm	\	25.98	27.00	0.917	1.16	0.316	0.40	0.08
PC2 L													
Body	F	N77	633332	3499.98	Front 15mm	\	26.10	27.00	0.254	0.31	0.111	0.14	0.10
Body	F	N77	633332	3499.98	Rear 15mm	A60	26.10	27.00	0.300	0.37	0.145	0.18	0.05
Body	F	N77	633334	3500.01	Rear 15mm	\	25.98	27.00	0.280	0.35	0.124	0.16	0.06
PC2 H													
Cheek	L	N77	662000	3930		\	20.06	21.00	0.812	1.01	0.256	0.32	0.07
Cheek	L	N77	659600	3894		\	20.04	21.00	0.847	1.06	0.261	0.33	0.01
Cheek	L	N77	657200	3858		\	20.07	21.00	0.782	0.97	0.231	0.29	0.11
Cheek	L	N77	654800	3822		\	20.44	21.00	1.100	1.25	0.4	0.46	0.02
Cheek	L	N77	652400	3786		\	20.17	21.00	0.826	1.00	0.261	0.32	0.14
Cheek	L	N77	650000	3750		\	20.16	21.00	0.912	1.11	0.325	0.39	0.08
Tilt	L	N77	662000	3930		\	20.06	21.00	0.926	1.15	0.371	0.46	0.03
Tilt	L	N77	659600	3894		\	20.04	21.00	0.871	1.09	0.351	0.44	0.04
Tilt	L	N77	657200	3858		\	20.07	21.00	0.784	0.97	0.323	0.40	0.08
Tilt	L	N77	654800	3822		A61	20.44	21.00	1.120	1.27	0.415	0.47	0.02
Tilt	L	N77	652400	3786		\	20.17	21.00	0.826	1.00	0.331	0.40	0.07
Tilt	L	N77	650000	3750		\	20.16	21.00	0.833	1.01	0.343	0.42	0.17
Cheek	R	N77	654800	3822		\	20.44	21.00	0.810	0.92	0.31	0.35	-0.13
Tilt	R	N77	654800	3822		\	20.44	21.00	0.930	1.06	0.34	0.39	-0.07
PC2 H													
Body	F	N77	654800	3822	Front 10mm	\	24.51	25.00	0.650	0.73	0.29	0.32	-0.01
Body	F	N77	654800	3822	Rear 10mm	\	24.51	25.00	0.530	0.59	0.231	0.26	0.15
Body	F	N77	654800	3822	Left Edge 10mm	\	24.51	25.00	0.047	0.05	0.021	0.02	0.14
Body	F	N77	654800	3822	Right Edge 10mm	\	24.51	25.00	0.085	0.10	0.029	0.03	-0.04
Body	F	N77	662000	3930	Top Edge 10mm	\	24.05	25.00	0.960	1.19	0.402	0.50	0.04
Body	F	N77	659600	3894	Top Edge 10mm	\	24.02	25.00	0.871	1.09	0.382	0.48	-0.17
Body	F	N77	657200	3858	Top Edge 10mm	\	24.06	25.00	0.915	1.14	0.393	0.49	0.03
Body	F	N77	654800	3822	Top Edge 10mm	A62	24.51	25.00	1.140	1.28	0.467	0.52	0.00
Body	F	N77	652400	3786	Top Edge 10mm	\	24.18	25.00	0.867	1.05	0.353	0.43	0.04
Body	F	N77	650000	3750	Top Edge 10mm	\	24.17	25.00	0.814	0.99	0.325	0.39	0.16
Body	F	N77	654800	3822	Top Edge 10mm	B2	24.51	25.00	0.908	1.02	0.372	0.42	0.03
Body	F	N77	654800	3822	Top Edge 10mm	H1	24.51	25.00	0.926	1.04	0.379	0.42	-0.17
Body	F	N77	654800	3822	Top Edge 10mm	CP	24.39	25.00	0.839	0.97	0.331	0.38	-0.18
PC2 H													
Body	F	N77	654800	3822	Front 15mm	A63	26.76	27.00	0.598	0.63	0.274	0.29	-0.09
Body	F	N77	654800	3822	Rear 15mm	\	26.76	27.00	0.480	0.51	0.223	0.24	0.18

SAR Values NR- (ENDC-NR)

	Phantom position L/R/F	Frequency Band	Channel Number	Frequency (MHz)	Test setup	Fig	EUT Measured Power (dBm)	Tune up (dBm)	Measured SAR 1g (W/kg)	Calculated SAR 1g (W/kg)	Measured SAR 10g (W/kg)	Calculated SAR 10g (W/kg)	Power Drift
ENDC ANT3													
Cheek	L	N25	376500	1882.5		\	24.08	24.50	0.427	0.47	0.213	0.23	0.04
Tilt	L	N25	376500	1882.5		\	24.08	24.50	0.128	0.14	0.074	0.08	-0.10
Cheek	R	N25	376500	1882.5		\	24.08	24.50	0.521	0.57	0.277	0.31	-0.08
Tilt	R	N25	376500	1882.5		\	24.08	24.50	0.225	0.25	0.126	0.14	-0.07
ENDC ANT3													
Body	F	N25	376500	1882.5	Front 10mm	\	24.08	24.50	0.157	0.17	0.089	0.10	-0.15
Body	F	N25	376500	1882.5	Rear 10mm	\	24.08	24.50	0.499	0.55	0.248	0.27	-0.19
Body	F	N25	376500	1882.5	Left Edge 10mm	\	24.08	24.50	0.548	0.60	0.291	0.32	-0.06
Body	F	N25	376500	1882.5	Top Edge 10mm	\	24.08	24.50	<0.01	<0.01	<0.01	<0.01	\
ENDC ANT3													
Body	F	N25	376500	1882.5	Front 15mm	\	24.08	24.50	0.102	0.11	0.057	0.06	0.17
Body	F	N25	376500	1882.5	Rear 15mm	\	24.08	24.50	0.372	0.41	0.193	0.21	-0.06
ANT8 PC3													
Cheek	L	N41	500205	2501.01		\	21.19	22.00	0.506	0.61	0.236	0.28	-0.02
Tilt	L	N41	500205	2501.01		\	21.19	22.00	0.400	0.48	0.19	0.23	0.09
Cheek	R	N41	500205	2501.01		\	21.19	22.00	0.140	0.17	0.079	0.10	-0.03
Tilt	R	N41	500205	2501.01		\	21.19	22.00	0.150	0.18	0.07	0.08	-0.02
ANT8 PC3													
Body	F	N41	500205	2501.01	Front 10mm	\	23.13	24.00	0.268	0.33	0.144	0.18	-0.02
Body	F	N41	500205	2501.01	Rear 10mm	\	23.13	24.00	0.350	0.43	0.175	0.21	0.14
Body	F	N41	500205	2501.01	Right Edge 10mm	\	23.13	24.00	0.401	0.49	0.198	0.24	-0.11
Body	F	N41	500205	2501.01	Top Edge 10mm	\	23.13	24.00	0.213	0.26	0.105	0.13	-0.03
ANT8 PC3													
Body	F	N41	500205	2501.01	Front 15mm	\	23.13	24.00	0.220	0.27	0.116	0.14	0.08
Body	F	N41	500205	2501.01	Rear 15mm	\	23.13	24.00	0.265	0.32	0.134	0.16	0.05
ENDC ANT1													
Cheek	L	N66	349000	1745		\	23.86	24.50	0.066	0.08	0.045	0.05	-0.05
Tilt	L	N66	349000	1745		\	23.86	24.50	0.043	0.05	0.028	0.03	-0.04
Cheek	R	N66	349000	1745		\	23.86	24.50	0.093	0.11	0.0622	0.07	0.14
Tilt	R	N66	349000	1745		\	23.86	24.50	0.031	0.04	0.021	0.02	-0.10
ENDC ANT1													
Body	F	N66	349000	1745	Front 10mm	\	21.95	22.50	0.253	0.29	0.159	0.18	-0.10
Body	F	N66	349000	1745	Rear 10mm	\	21.95	22.50	0.387	0.44	0.226	0.26	0.03
Body	F	N66	349000	1745	Left Edge 10mm	\	21.95	22.50	<0.01	<0.01	<0.01	<0.01	\
Body	F	N66	349000	1745	Right Edge 10mm	\	21.95	22.50	0.057	0.06	0.036	0.04	-0.16
Body	F	N66	355500	1777.5	Bottom Edge 10mm	\	21.86	22.50	0.395	0.46	0.234	0.27	0.11
Body	F	N66	349000	1745	Bottom Edge 10mm	\	21.95	22.50	0.474	0.54	0.274	0.31	0.19
Body	F	N66	342500	1712.5	Bottom Edge 10mm	\	21.88	22.50	0.404	0.47	0.225	0.26	0.12
ENDC ANT1													
Body	F	N66	349000	1745	Front 15mm	\	23.86	24.50	0.389	0.45	0.25	0.29	-0.06
Body	F	N66	355500	1777.5	Rear 15mm	\	23.76	24.50	0.369	0.44	0.218	0.26	-0.03
Body	F	N66	349000	1745	Rear 15mm	\	23.86	24.50	0.402	0.47	0.253	0.29	0.17
Body	F	N66	342500	1712.5	Rear 15mm	\	23.78	24.50	0.386	0.46	0.226	0.27	0.19

SAR Values NR- (WWAN+WIFI ON)

	Phantom position L/R/F	Frequency Band	Channel Number	Frequency (MHz)	Test setup	Fig	EUT Measured Power (dBm)	Tune up (dBm)	Measured SAR 1g (W/kg)	Calculated SAR 1g (W/kg)	Measured SAR 10g (W/kg)	Calculated SAR 10g (W/kg)	Power Drift
ANT8 PC2													
Cheek	L	N41	500205	2501.01		\	23.29	24.00	0.818	0.96	0.38	0.45	-0.04
Tilt	L	N41	500205	2501.01		\	23.29	24.00	0.650	0.77	0.3	0.35	0.00
Cheek	R	N41	500205	2501.01		\	23.29	24.00	0.230	0.27	0.129	0.15	0.15
Tilt	R	N41	500205	2501.01		\	23.29	24.00	0.240	0.28	0.114	0.13	-0.13
ANT6 PC2 L													
Cheek	L	N77	633332	3499.98		\	18.21	19.00	0.540	0.65	0.2	0.24	0.12
Tilt	L	N77	633332	3499.98		\	18.21	19.00	0.560	0.67	0.21	0.25	0.07
Cheek	R	N77	633332	3499.98		\	18.21	19.00	0.260	0.31	0.108	0.13	0.06
Tilt	R	N77	633332	3499.98		\	18.21	19.00	0.260	0.31	0.109	0.13	-0.11
ANT6 PC2 L													
Body	F	N77	633332	3499.98	Front 10mm	\	22.29	23.00	0.184	0.22	0.089	0.10	-0.17
Body	F	N77	633332	3499.98	Rear 10mm	\	22.29	23.00	0.157	0.18	0.064	0.08	-0.02
Body	F	N77	633332	3499.98	Left Edge 10mm	\	22.29	23.00	0.018	0.02	0.009	0.01	0.16
Body	F	N77	633332	3499.98	Right Edge 10mm	\	22.29	23.00	0.076	0.09	0.04	0.05	0.00
Body	F	N77	633332	3499.98	Top Edge 10mm	\	22.29	23.00	0.554	0.65	0.238	0.28	0.18
ANT6 PC2 H													
Cheek	L	N77	654800	3822		\	18.47	19.00	0.700	0.79	0.26	0.29	0.17
Tilt	L	N77	654800	3822		\	18.47	19.00	0.716	0.81	0.263	0.30	-0.12
Cheek	R	N77	654800	3822		\	18.47	19.00	0.520	0.59	0.19	0.21	-0.11
Tilt	R	N77	654800	3822		\	18.47	19.00	0.600	0.68	0.22	0.25	0.15
ANT6 PC2 H													
Body	F	N77	654800	3822	Front 10mm	\	22.49	23.00	0.400	0.45	0.18	0.20	-0.02
Body	F	N77	654800	3822	Rear 10mm	\	22.49	23.00	0.330	0.37	0.144	0.16	-0.13
Body	F	N77	654800	3822	Left Edge 10mm	\	22.49	23.00	0.030	0.03	0.013	0.01	-0.08
Body	F	N77	654800	3822	Right Edge 10mm	\	22.49	23.00	0.053	0.06	0.018	0.02	0.10
Body	F	N77	654800	3822	Top Edge 10mm	\	22.49	23.00	0.714	0.80	0.291	0.33	0.03

SAR Values NR- (N41 UL MIMO)

	Phantom position L/R/F	Frequency Band	Channel Number	Frequency (MHz)	Test setup	Fig	EUT Measured Power (dBm)	Tune up (dBm)	Measured SAR 1g (W/kg)	Calculated SAR 1g (W/kg)	Measured SAR 10g (W/kg)	Calculated SAR 10g (W/kg)	Power Drift
Cheek	L	N41	500205	2501.01		\	24.38	25.50	0.041	0.05	0.023	0.03	0.07
Tilt	L	N41	500205	2501.01		\	24.38	25.50	0.032	0.04	0.018	0.02	-0.12
Cheek	R	N41	500205	2501.01		\	24.38	25.50	0.078	0.10	0.043	0.06	-0.16
Tilt	R	N41	500205	2501.01		\	24.38	25.50	0.035	0.05	0.019	0.02	0.08
Body	F	N41	500205	2501.01	Front 10mm	\	24.38	25.50	0.203	0.26	0.101	0.13	0.06
Body	F	N41	500205	2501.01	Rear 10mm	\	24.38	25.50	0.311	0.40	0.147	0.19	0.17
Body	F	N41	500205	2501.01	Right Edge 10mm	\	24.38	25.50	0.242	0.31	0.13	0.17	0.09
Body	F	N41	500205	2501.01	Bottom Edge 10mm	\	24.38	25.50	0.431	0.56	0.181	0.23	0.14
Body	F	N41	500205	2501.01	Front 15mm	\	24.38	25.50	0.130	0.17	0.067	0.09	0.06
Body	F	N41	500205	2501.01	Rear 15mm	\	24.38	25.50	0.215	0.28	0.104	0.13	-0.14

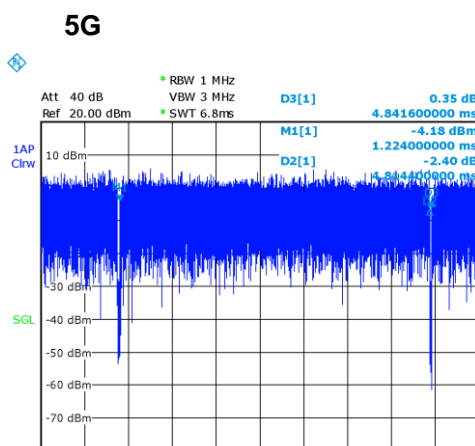
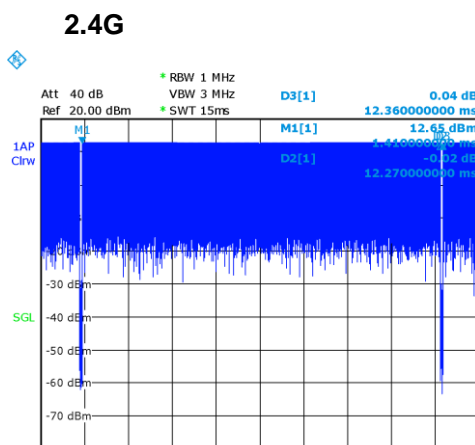
14.3 SAR results for WLAN

The maximum output power specified for production units are determined for all applicable 802.11 transmission modes in each standalone and aggregated frequency band. Maximum output power is measured for the highest maximum output power configuration(s) in each frequency band according to the default power measurement procedures.

When the same transmission mode configurations have the same maximum output power on the same channel for the 802.11 a/g/n/ac/ax modes, the channel in the lower order/sequence 802.11 mode (i.e. a, g, n ac then ax) is selected.

SAR Test reduction was applied from KDB 248227 guidance, when the same maximum power is specified for multiple transmission modes in a frequency band, the largest channel bandwidth, lowest order modulation, lowest data rate and lowest order 802.11a/g/n/ac mode is used for SAR measurement, on the highest measured output power channel in the initial test configuration, for each frequency band. Additional output power measurements were not deemed necessary.

Duty factor plot



WLAN 2.4G (Standalone)

	Phantom position L/R/F	Frequency Band	Channel Number	Frequency (MHz)	Test setup	Fig	EUT Measured Power (dBm)	Tune up (dBm)	Measured SAR 1g (W/kg)	Calculated SAR 1g (W/kg)	Measured SAR 10g (W/kg)	Calculated SAR 10g (W/kg)	Power Drift
Cheek	L	WIFI2.4G	11	2462		\	19.84	20.50	0.612	0.71	0.298	0.35	0.03
Cheek	L	WIFI2.4G	6	2437		A65	19.95	20.50	1.080	1.23	0.526	0.60	0.02
Cheek	L	WIFI2.4G	1	2412		\	20.01	20.50	0.692	0.77	0.344	0.39	0.14
Tilt	L	WIFI2.4G	1	2412		\	20.01	20.50	0.653	0.73	0.301	0.34	0.12
Cheek	R	WIFI2.4G	1	2412		\	20.01	20.50	0.307	0.34	0.163	0.18	0.10
Tilt	R	WIFI2.4G	1	2412		\	20.01	20.50	0.391	0.44	0.191	0.21	0.16
Body	F	WIFI2.4G	1	2412	Front 10mm	\	20.01	20.50	0.172	0.19	0.091	0.10	-0.17
Body	F	WIFI2.4G	1	2412	Rear 10mm	\	20.01	20.50	0.167	0.19	0.094	0.11	-0.12
Body	F	WIFI2.4G	1	2412	Right Edge 10mm	\	20.01	20.50	0.125	0.14	0.067	0.08	-0.10
Body	F	WIFI2.4G	1	2412	Top Edge 10mm	A66	20.01	20.50	0.195	0.22	0.1	0.11	0.09
Body	F	WIFI2.4G	1	2412	Front 15mm	A67	20.01	20.50	0.056	0.06	0.031	0.03	0.06
Body	F	WIFI2.4G	1	2412	Rear 15mm	\	20.01	20.50	0.054	0.06	0.03	0.03	-0.09

WLAN 2.4G (WWAN+WIFI ON)

	Phantom position L/R/F	Frequency Band	Channel Number	Frequency (MHz)	Test setup	Fig	EUT Measured Power (dBm)	Tune up (dBm)	Measured SAR 1g (W/kg)	Calculated SAR 1g (W/kg)	Measured SAR 10g (W/kg)	Calculated SAR 10g (W/kg)	Power Drift
WIFI 2.4G													
Cheek	L	WIFI2.4G	11	2462		\	17.29	17.50	0.202	0.21	0.094	0.10	0.13
Cheek	L	WIFI2.4G	6	2437		\	17.40	17.50	0.356	0.36	0.166	0.17	-0.02
Cheek	L	WIFI2.4G	1	2412		\	17.41	17.50	0.228	0.23	0.109	0.11	-0.09
Tilt	L	WIFI2.4G	1	2412		\	17.41	17.50	0.215	0.22	0.095	0.10	-0.06
Cheek	R	WIFI2.4G	1	2412		\	17.41	17.50	0.101	0.10	0.051	0.05	0.14
Tilt	R	WIFI2.4G	1	2412		\	17.41	17.50	0.129	0.13	0.06	0.06	0.14

WLAN 5G (Standalone)

	Phantom position L/R/F	Frequency Band	Channel Number	Frequency (MHz)	Test setup	Fig	EUT Measured Power (dBm)	Tune up (dBm)	Measured SAR 1g (W/kg)	Calculated SAR 1g (W/kg)	Measured SAR 10g (W/kg)	Calculated SAR 10g (W/kg)	Power Drift
Cheek	L	WIFI5G	54	5270		\	16.92	17.00	0.440	0.45	0.172	0.18	-0.06
Tilt	L	WIFI5G	54	5270		\	16.92	17.00	0.643	0.65	0.2	0.20	-0.08
Tilt	L	WIFI5G	62	5310		\	10.48	12.00	0.435	0.62	0.141	0.20	-0.11
Cheek	R	WIFI5G	54	5270		\	16.92	17.00	0.272	0.28	0.104	0.11	-0.11
Tilt	R	WIFI5G	54	5270		\	16.92	17.00	0.341	0.35	0.13	0.13	-0.14
Cheek	L	WIFI5G	110	5550		\	16.09	17.00	0.489	0.60	0.166	0.20	-0.02
Tilt	L	WIFI5G	110	5550		A68	16.09	17.00	0.691	0.85	0.214	0.26	0.07
Tilt	L	WIFI5G	126	5630		\	16.11	17.00	0.507	0.62	0.166	0.20	-0.08
Tilt	L	WIFI5G	142	5710		\	15.59	17.00	0.414	0.57	0.14	0.19	0.13
Cheek	R	WIFI5G	110	5550		\	16.09	17.00	0.362	0.45	0.126	0.16	-0.07
Tilt	R	WIFI5G	110	5550		\	16.09	17.00	0.438	0.54	0.152	0.19	0.18
Cheek	L	WIFI5G	159	5795		\	15.92	17.00	0.395	0.51	0.124	0.16	-0.04
Tilt	L	WIFI5G	159	5795		\	15.92	17.00	0.537	0.69	0.168	0.22	0.11
Cheek	R	WIFI5G	159	5795		\	15.92	17.00	0.279	0.36	0.098	0.13	0.12
Tilt	R	WIFI5G	159	5795		\	15.92	17.00	0.333	0.43	0.118	0.15	0.04
Body	F	WIFI5G	54	5270	Front 10mm	\	17.47	19.00	0.138	0.20	0.059	0.08	0.03
Body	F	WIFI5G	54	5270	Rear 10mm	\	17.47	19.00	0.456	0.65	0.19	0.27	-0.17
Body	F	WIFI5G	54	5270	Right Edge 10mm	\	17.47	19.00	0.094	0.13	0.043	0.06	0.13
Body	F	WIFI5G	54	5270	Top Edge 10mm	\	17.47	19.00	0.457	0.65	0.197	0.28	-0.17
Body	F	WIFI5G	110	5550	Front 10mm	\	17.72	19.00	0.127	0.17	0.054	0.07	0.14
Body	F	WIFI5G	110	5550	Rear 10mm	\	17.72	19.00	0.483	0.65	0.195	0.26	-0.17
Body	F	WIFI5G	110	5550	Right Edge 10mm	\	17.72	19.00	0.094	0.13	0.042	0.06	0.15
Body	F	WIFI5G	110	5550	Top Edge 10mm	A69	17.72	19.00	0.499	0.67	0.198	0.27	-0.13
Body	F	WIFI5G	159	5795	Front 10mm	\	17.91	19.00	0.100	0.13	0.041	0.05	-0.10
Body	F	WIFI5G	159	5795	Rear 10mm	\	17.91	19.00	0.408	0.52	0.17	0.22	-0.17
Body	F	WIFI5G	159	5795	Right Edge 10mm	\	17.91	19.00	0.075	0.10	0.033	0.04	0.11
Body	F	WIFI5G	159	5795	Top Edge 10mm	\	17.91	19.00	0.302	0.39	0.125	0.16	-0.18
Body	F	WIFI5G	54	5270	Front 15mm	\	17.47	19.00	0.114	0.16	0.026	0.04	-0.09
Body	F	WIFI5G	54	5270	Rear 15mm	\	17.47	19.00	0.407	0.58	0.164	0.23	0.13
Body	F	WIFI5G	110	5550	Front 15mm	\	17.72	19.00	0.144	0.19	0.056	0.08	-0.10
Body	F	WIFI5G	110	5550	Rear 15mm	A70	17.72	19.00	0.435	0.58	0.178	0.24	0.00
Body	F	WIFI5G	159	5795	Front 15mm	\	17.91	19.00	0.075	0.10	0.027	0.03	0.00
Body	F	WIFI5G	159	5795	Rear 15mm	\	17.91	19.00	0.294	0.38	0.122	0.16	0.05

WLAN 5G (WWAN+WIFI ON)

	Phantom position L/R/F	Frequency Band	Channel Number	Frequency (MHz)	Test setup	Fig	EUT Measured Power (dBm)	Tune up (dBm)	Measured SAR 1g (W/kg)	Calculated SAR 1g (W/kg)	Measured SAR 10g (W/kg)	Calculated SAR 10g (W/kg)	Power Drift
WIFI 5G													
Cheek	L	WIFI5G	54	5270		\	14.81	15.00	0.280	0.29	0.1	0.10	-0.18
Tilt	L	WIFI5G	54	5270		\	14.81	15.00	0.409	0.43	0.116	0.12	0.13
Tilt	L	WIFI5G	62	5310		\	8.39	10.00	0.277	0.40	0.082	0.12	-0.07
Cheek	R	WIFI5G	54	5270		\	14.81	15.00	0.173	0.18	0.06	0.06	0.04
Tilt	R	WIFI5G	54	5270		\	14.81	15.00	0.217	0.23	0.075	0.08	-0.05
Cheek	L	WIFI5G	110	5550		\	14.16	15.00	0.317	0.38	0.102	0.12	-0.11
Tilt	L	WIFI5G	110	5550		\	14.16	15.00	0.448	0.54	0.132	0.16	-0.04
Tilt	L	WIFI5G	126	5630		\	14.23	15.00	0.329	0.39	0.102	0.12	0.18
Tilt	L	WIFI5G	142	5710		\	13.77	15.00	0.269	0.36	0.086	0.11	-0.12
Cheek	R	WIFI5G	110	5550		\	14.16	15.00	0.234	0.28	0.077	0.09	0.06
Tilt	R	WIFI5G	110	5550		\	14.16	15.00	0.284	0.34	0.094	0.11	0.16
Cheek	L	WIFI5G	159	5795		\	14.03	15.00	0.256	0.32	0.077	0.10	-0.09
Tilt	L	WIFI5G	159	5795		\	14.03	15.00	0.320	0.40	0.104	0.13	-0.09
Cheek	R	WIFI5G	159	5795		\	14.03	15.00	0.181	0.23	0.06	0.08	0.10
Tilt	R	WIFI5G	159	5795		\	14.03	15.00	0.216	0.27	0.073	0.09	0.10
WIFI 5G													
Body	F	WIFI5G	54	5270	Front 10mm	\	17.78	18.00	0.112	0.12	0.047	0.05	-0.14
Body	F	WIFI5G	54	5270	Rear 10mm	\	17.78	18.00	0.371	0.39	0.152	0.16	-0.09
Body	F	WIFI5G	54	5270	Right Edge 10mm	\	17.78	18.00	0.077	0.08	0.034	0.04	0.14
Body	F	WIFI5G	54	5270	Top Edge 10mm	\	17.78	18.00	0.372	0.39	0.158	0.17	0.06
Body	F	WIFI5G	110	5550	Front 10mm	\	16.65	18.00	0.098	0.13	0.041	0.06	-0.09
Body	F	WIFI5G	110	5550	Rear 10mm	\	16.65	18.00	0.373	0.51	0.15	0.20	0.17
Body	F	WIFI5G	110	5550	Right Edge 10mm	\	16.65	18.00	0.073	0.10	0.032	0.04	-0.17
Body	F	WIFI5G	110	5550	Top Edge 10mm	\	16.65	18.00	0.386	0.53	0.152	0.21	0.09
Body	F	WIFI5G	159	5795	Front 10mm	\	16.50	18.00	0.077	0.11	0.032	0.05	0.13
Body	F	WIFI5G	159	5795	Rear 10mm	\	16.50	18.00	0.315	0.44	0.13	0.18	-0.16
Body	F	WIFI5G	159	5795	Right Edge 10mm	\	16.50	18.00	0.058	0.08	0.026	0.04	0.08
Body	F	WIFI5G	159	5795	Top Edge 10mm	\	16.50	18.00	0.234	0.33	0.096	0.14	-0.09

14.4 SAR results for BT

	Phantom position L/R/F	Frequency Band	Channel Number	Frequency (MHz)	Test setup	Fig	EUT Measured Power (dBm)	Tune up (dBm)	Measured SAR 1g (W/kg)	Calculated SAR 1g (W/kg)	Measured SAR 10g (W/kg)	Calculated SAR 10g (W/kg)	Power Drift
Cheek	L	BT	78			\	12.12	12.50	0.136	0.15	0.059	0.06	0.11
Tilt	L	BT	78			A64	12.12	12.50	0.141	0.15	0.0611	0.07	0.16
Cheek	R	BT	78			\	12.12	12.50	<0.01	<0.01	<0.01	<0.01	\
Tilt	R	BT	78			\	12.12	12.50	<0.01	<0.01	<0.01	<0.01	\
Body													
Body	F	BT	78		Front 10mm	\	12.12	12.50	<0.01	<0.01	<0.01	<0.01	\
Body	F	BT	78		Rear 10mm	\	12.12	12.50	<0.01	<0.01	<0.01	<0.01	\
Body	F	BT	78		Left Edge 10mm	\	12.12	12.50	<0.01	<0.01	<0.01	<0.01	\
Body	F	BT	78		Right Edge 10mm	\	12.12	12.50	<0.01	<0.01	<0.01	<0.01	\
Body	F	BT	78		Top 10mm	\	12.12	12.50	<0.01	<0.01	<0.01	<0.01	\
Body	F	BT	78		Bottom 10mm	\	12.12	12.50	<0.01	<0.01	<0.01	<0.01	\

14.5 SAR results for Phablet

According to the KDB648474 D04, for smart phones, with a display diagonal dimension > 15.0 cm or an overall diagonal dimension > 16.0 cm, that can provide similar mobile web access and multimedia support found in mini-tablets or UMPC mini-tablets and support voice calls next to the ear, unless it is confirmed otherwise through KDB inquiries, the following phablet procedures should be applied to evaluate SAR compliance for each applicable wireless modes and frequency band. Devices marketed as phablets, regardless of form factors and operating characteristics must be tested as a phablet to determine SAR compliance.

1. The normally required head and body-worn accessory SAR test procedures for handsets, including hotspot mode, must be applied.
2. The UMPC mini-tablet procedures must also be applied to test the SAR of all surfaces and edges with an antenna located at ≤ 25 mm from that surface or edge, in direct contact with a flat phantom, for 10-g extremity SAR according to the body-equivalent tissue dielectric parameters in KDB Publication 865664 D01 to address interactive hand use exposure conditions. When hotspot mode applies, 10-g extremity SAR is required only for the surfaces and edges with hotspot mode 1-g reported SAR > 1.2 W/kg; however, when power reduction applies to hotspot mode the measured SAR must be scaled to the maximum output power, including tolerance, allowed for phablet modes to compare with the 1.2 W/kg SAR test reduction threshold. The normal tablet procedures in KDB Publication 616217 are required when the overall diagonal dimension of the device is > 20.0 cm. Hotspot mode SAR is not required when normal tablet procedures are applied. Extremity 10-g SAR is also not required for the front (top) surface of larger form factor full size tablets. The more conservative normal tablet SAR results can be used to support phablet mode 10-g extremity SAR.
3. The simultaneous transmission operating configurations applicable to voice and data transmissions for both phone and mini-tablet modes must be taken into consideration separately for 1-g and 10-g SAR to determine the simultaneous transmission SAR test exclusion and measurement requirements for the relevant wireless modes and exposure conditions

	Phantom position L/R/F	Frequency Band	Channel Number	Frequency (MHz)	Test setup	Fig	EUT Measured Power (dBm)	Tune up (dBm)	Measured SAR 1g (W/kg)	Calculated SAR 1g (W/kg)	Measured SAR 10g (W/kg)	Calculated SAR 10g (W/kg)	Power Drift
Body	F	N77	654800	3822	Top Edge 0mm	\	24.51	25.00	5.700	6.38	1.57	1.76	-0.09
Body	F	WiFi5G	110	5550	Top Edge 0mm	\	16.65	18.00	5.250	7.16	1.08	1.47	0.05
Body	F	WiFi2.4G	1	2412	Top Edge 0mm	\	20.01	20.50	0.540	0.60	0.166	0.19	0.15
Body	F	BT	78		Top Edge 0mm	\	12.12	12.50	0.149	0.16	0.045	0.05	0.14

15 SAR Measurement Variability

SAR measurement variability must be assessed for each frequency band, which is determined by the SAR probe calibration point and tissue-equivalent medium used for the device measurements. When both head and body tissue-equivalent media are required for SAR measurements in a frequency band, the variability measurement procedures should be applied to the tissue medium with the highest measured SAR, using the highest measured SAR configuration for that tissue-equivalent medium.

The following procedures are applied to determine if repeated measurements are required.

- 1) Repeated measurement is not required when the original highest measured SAR is < 0.80 W/kg; steps 2) through 4) do not apply.
- 2) When the original highest measured SAR is ≥ 0.80 W/kg, repeat that measurement once.
- 3) Perform a second repeated measurement only if the ratio of largest to smallest SAR for the original and first repeated measurements is > 1.20 or when the original or repeated measurement is ≥ 1.45 W/kg ($\sim 10\%$ from the 1-g SAR limit).
- 4) Perform a third repeated measurement only if the original, first or second repeated measurement is ≥ 1.5 W/kg and the ratio of largest to smallest SAR for the original, first and second repeated measurements is > 1.20

Frequency Band	Channel Number	Frequency (MHz)	Test setup	original SAR (W/kg)	First Repeated SAR (W/kg)	The Ratio	Secondd Repeated SAR (W/kg)
WCDMA 1700	1412	1732.4	Rear 10mm	0.913	0.794	1.15	\
WCDMA 1700	1312	1712.4	Rear 10mm	0.860	0.804	1.07	\
WCDMA 1700	1412	1732.4	Bottom Edge 10mm	0.900	0.826	1.09	\
LTE Band7	21350	2560	Left Cheek	1.200	1.03	1.17	\
LTE Band7	21100	2535	Left Cheek	1.000	0.943	1.06	\
LTE Band7	20850	2510	Left Cheek	1.120	0.991	1.13	\
LTE Band7	21350	2560	Left Tilt	0.932	0.847	1.1	\
LTE Band7	21100	2535	Left Tilt	0.980	0.852	1.15	\
LTE Band7	20850	2510	Left Tilt	0.961	0.924	1.04	\
LTE Band7	21350	2560	Left Cheek	0.812	0.694	1.17	\
LTE Band7	21100	2535	Left Cheek	0.830	0.755	1.1	\
LTE Band7	20850	2510	Left Cheek	0.805	0.752	1.07	\
LTE Band7	21350	2560	Left Cheek	1.030	0.880	1.17	\
LTE Band7	21350	2560	Left Tilt	0.832	0.711	1.17	\
LTE Band7	21350	2560	Left Cheek	0.940	0.931	1.01	\
LTE Band41	40620	2593	Left Cheek	1.060	1.03	1.03	\
LTE Band41	39750	2506	Left Cheek	0.860	0.775	1.11	\
LTE Band41	40620	2593	Left Tilt	0.990	0.917	1.08	\
LTE Band41	40620	2593	Left Cheek	0.880	0.759	1.16	\
LTE Band41	41055	2636.5	Left Tilt	0.812	0.700	1.16	\
LTE Band41	40620	2593	Left Tilt	0.835	0.827	1.01	\
LTE Band41	41490	2680	Left Cheek	0.862	0.806	1.07	\
LTE Band41	40620	2593	Left Cheek	0.821	0.727	1.13	\
LTE Band41	41055	2636.5	Left Cheek	0.816	0.792	1.03	\
LTE Band41	40620	2593	Left Cheek	0.892	0.858	1.04	\
LTE Band41	41085	2549.5	Left Cheek	0.802	0.750	1.07	\
N66	349000	1745	Bottom Edge 10mm	0.859	0.774	1.11	\
N41	537000	2685	Left Cheek	0.814	0.702	1.16	\
N41	527799	2639	Left Cheek	0.869	0.820	1.06	\
N41	518598	2592.99	Left Cheek	0.912	0.903	1.01	\
N41	509406	2455.02	Left Cheek	0.921	0.912	1.01	\
N41	500205	2501.01	Left Cheek	0.994	0.895	1.11	\
N77	633332	3499.98	Left Cheek	0.930	0.838	1.11	\
N77	633334	3500.01	Left Cheek	0.903	0.877	1.03	\
N77	633332	3499.98	Left Tilt	0.961	0.821	1.17	\
N77	633334	3500.01	Left Tilt	0.928	0.807	1.15	\
N77	633332	3499.98	Top Edge 10mm	0.961	0.890	1.08	\
N77	633334	3500.01	Top Edge 10mm	0.917	0.812	1.13	\
N77	662000	3930	Left Cheek	0.812	0.766	1.06	\
N77	659600	3894	Left Cheek	0.847	0.724	1.17	\
N77	654800	3822	Left Cheek	1.100	0.940	1.17	\
N77	652400	3786	Left Cheek	0.826	0.725	1.14	\
N77	650000	3750	Left Cheek	0.912	0.912	1	\
N77	662000	3930	Left Tilt	0.926	0.842	1.1	\
N77	659600	3894	Left Tilt	0.871	0.854	1.02	\
N77	654800	3822	Left Tilt	1.120	1.01	1.11	\
N77	652400	3786	Left Tilt	0.826	0.751	1.1	\
N77	650000	3750	Left Tilt	0.833	0.817	1.02	\
N77	654800	3822	Right Cheek	0.810	0.698	1.16	\
N77	654800	3822	Right Tilt	0.930	0.877	1.06	\
N77	662000	3930	Top Edge 10mm	0.960	0.941	1.02	\
N77	659600	3894	Top Edge 10mm	0.871	0.785	1.11	\
N77	657200	3858	Top Edge 10mm	0.915	0.824	1.11	\
N77	654800	3822	Top Edge 10mm	1.140	1.05	1.09	\
N77	652400	3786	Top Edge 10mm	0.867	0.858	1.01	\
N77	650000	3750	Top Edge 10mm	0.814	0.754	1.08	\
N77	654800	3822	Top Edge 10mm	0.908	0.841	1.08	\
N77	654800	3822	Top Edge 10mm	0.839	0.784	1.07	\
WIFI2.4G	6	2437	Left Cheek	1.080	0.947	1.14	\
N41	500205	2501.01	Left Cheek	0.818	0.730	1.12	\

16 Measurement Uncertainty

16.1 Measurement Uncertainty for Normal SAR Tests (300MHz~3GHz)

No.	Error Description	Type	Uncertainty value	Probably Distribution	Div.	(Ci) 1g	(Ci) 10g	Std. Unc. (1g)	Std. Unc. (10g)	Degree of freedom
Measurement system										
1	Probe calibration	B	6.0	N	1	1	1	6.0	6.0	∞
2	Isotropy	B	4.7	R	$\sqrt{3}$	0.7	0.7	1.9	1.9	∞
3	Boundary effect	B	1.0	R	$\sqrt{3}$	1	1	0.6	0.6	∞
4	Linearity	B	4.7	R	$\sqrt{3}$	1	1	2.7	2.7	∞
5	Detection limit	B	1.0	N	1	1	1	0.6	0.6	∞
6	Readout electronics	B	0.3	R	$\sqrt{3}$	1	1	0.3	0.3	∞
7	Response time	B	0.8	R	$\sqrt{3}$	1	1	0.5	0.5	∞
8	Integration time	B	2.6	R	$\sqrt{3}$	1	1	1.5	1.5	∞
9	RF ambient conditions-noise	B	0	R	$\sqrt{3}$	1	1	0	0	∞
10	RFambient conditions-reflection	B	0	R	$\sqrt{3}$	1	1	0	0	∞
11	Probe positioned mech. restrictions	B	0.4	R	$\sqrt{3}$	1	1	0.2	0.2	∞
12	Probe positioning with respect to phantom shell	B	2.9	R	$\sqrt{3}$	1	1	1.7	1.7	∞
13	Post-processing	B	1.0	R	$\sqrt{3}$	1	1	0.6	0.6	∞
Test sample related										
14	Test sample positioning	A	3.3	N	1	1	1	3.3	3.3	71
15	Device holder uncertainty	A	3.4	N	1	1	1	3.4	3.4	5
16	Drift of output power	B	5.0	R	$\sqrt{3}$	1	1	2.9	2.9	∞
Phantom and set-up										
17	Phantom uncertainty	B	4.0	R	$\sqrt{3}$	1	1	2.3	2.3	∞
18	Liquid conductivity (target)	B	5.0	R	$\sqrt{3}$	0.64	0.43	1.8	1.2	∞
19	Liquid conductivity (meas.)	A	2.06	N	1	0.64	0.43	1.32	0.89	43
20	Liquid permittivity (target)	B	5.0	R	$\sqrt{3}$	0.6	0.49	1.7	1.4	∞
21	Liquid permittivity (meas.)	A	1.6	N	1	0.6	0.49	1.0	0.8	521

Combined standard uncertainty	$u_c = \sqrt{\sum_{i=1}^{21} c_i^2 u_i^2}$							9.55	9.43	257
Expanded uncertainty (confidence interval of 95 %)	$u_e = 2u_c$							19.1	18.9	

16.2 Measurement Uncertainty for Normal SAR Tests (3~6GHz)

No.	Error Description	Type	Uncertainty value	Probably Distribution	Div.	(Ci) 1g	(Ci) 10g	Std. Unc. (1g)	Std. Unc. (10g)	Degree of freedom
Measurement system										
1	Probe calibration	B	6.55	N	1	1	1	6.55	6.55	∞
2	Isotropy	B	4.7	R	$\sqrt{3}$	0.7	0.7	1.9	1.9	∞
3	Boundary effect	B	2.0	R	$\sqrt{3}$	1	1	1.2	1.2	∞
4	Linearity	B	4.7	R	$\sqrt{3}$	1	1	2.7	2.7	∞
5	Detection limit	B	1.0	R	$\sqrt{3}$	1	1	0.6	0.6	∞
6	Readout electronics	B	0.3	R	$\sqrt{3}$	1	1	0.3	0.3	∞
7	Response time	B	0.8	R	$\sqrt{3}$	1	1	0.5	0.5	∞
8	Integration time	B	2.6	R	$\sqrt{3}$	1	1	1.5	1.5	∞
9	RF ambient conditions-noise	B	0	R	$\sqrt{3}$	1	1	0	0	∞
10	RFambient conditions-reflection	B	0	R	$\sqrt{3}$	1	1	0	0	∞
11	Probe positioned mech. restrictions	B	0.8	R	$\sqrt{3}$	1	1	0.5	0.5	∞
12	Probe positioning with respect to phantom shell	B	6.7	R	$\sqrt{3}$	1	1	3.9	3.9	∞
13	Post-processing	B	4.0	R	$\sqrt{3}$	1	1	2.3	2.3	∞
Test sample related										
14	Test sample positioning	A	3.3	N	1	1	1	3.3	3.3	71
15	Device holder uncertainty	A	3.4	N	1	1	1	3.4	3.4	5
16	Drift of output power	B	5.0	R	$\sqrt{3}$	1	1	2.9	2.9	∞
Phantom and set-up										
17	Phantom uncertainty	B	4.0	R	$\sqrt{3}$	1	1	2.3	2.3	∞
18	Liquid conductivity (target)	B	5.0	R	$\sqrt{3}$	0.64	0.43	1.8	1.2	∞
19	Liquid conductivity (meas.)	A	2.06	N	1	0.64	0.43	1.32	0.89	43
20	Liquid permittivity (target)	B	5.0	R	$\sqrt{3}$	0.6	0.49	1.7	1.4	∞

21	Liquid permittivity (meas.)	A	1.6	N	1	0.6	0.49	1.0	0.8	521
Combined standard uncertainty		$u_c = \sqrt{\sum_{i=1}^{21} c_i^2 u_i^2}$						10.7	10.6	257
Expanded uncertainty (confidence interval of 95 %)		$u_e = 2u_c$						21.4	21.1	

16.3 Measurement Uncertainty for Fast SAR Tests (300MHz~3GHz)

No.	Error Description	Type	Uncertainty value	Probably Distribution	Div.	(Ci) 1g	(Ci) 10g	Std. Unc. (1g)	Std. Unc. (10g)	Degree of freedom
Measurement system										
1	Probe calibration	B	6.0	N	1	1	1	6.0	6.0	∞
2	Isotropy	B	4.7	R	$\sqrt{3}$	0.7	0.7	1.9	1.9	∞
3	Boundary effect	B	1.0	R	$\sqrt{3}$	1	1	0.6	0.6	∞
4	Linearity	B	4.7	R	$\sqrt{3}$	1	1	2.7	2.7	∞
5	Detection limit	B	1.0	R	$\sqrt{3}$	1	1	0.6	0.6	∞
6	Readout electronics	B	0.3	R	$\sqrt{3}$	1	1	0.3	0.3	∞
7	Response time	B	0.8	R	$\sqrt{3}$	1	1	0.5	0.5	∞
8	Integration time	B	2.6	R	$\sqrt{3}$	1	1	1.5	1.5	∞
9	RF ambient conditions-noise	B	0	R	$\sqrt{3}$	1	1	0	0	∞
10	RFambient conditions-reflection	B	0	R	$\sqrt{3}$	1	1	0	0	∞
11	Probe positioned mech. Restrictions	B	0.4	R	$\sqrt{3}$	1	1	0.2	0.2	∞
12	Probe positioning with respect to phantom shell	B	2.9	R	$\sqrt{3}$	1	1	1.7	1.7	∞
13	Post-processing	B	1.0	R	$\sqrt{3}$	1	1	0.6	0.6	∞
14	Fast SAR z-Approximation	B	7.0	R	$\sqrt{3}$	1	1	4.0	4.0	∞
Test sample related										
15	Test sample positioning	A	3.3	N	1	1	1	3.3	3.3	71
16	Device holder uncertainty	A	3.4	N	1	1	1	3.4	3.4	5
17	Drift of output power	B	5.0	R	$\sqrt{3}$	1	1	2.9	2.9	∞
Phantom and set-up										
18	Phantom uncertainty	B	4.0	R	$\sqrt{3}$	1	1	2.3	2.3	∞
19	Liquid conductivity (target)	B	5.0	R	$\sqrt{3}$	0.64	0.43	1.8	1.2	∞

20	Liquid conductivity (meas.)	A	2.06	N	1	0.64	0.43	1.32	0.89	43
21	Liquid permittivity (target)	B	5.0	R	$\sqrt{3}$	0.6	0.49	1.7	1.4	∞
22	Liquid permittivity (meas.)	A	1.6	N	1	0.6	0.49	1.0	0.8	521
Combined standard uncertainty		$u_c = \sqrt{\sum_{i=1}^{22} c_i^2 u_i^2}$						10.4	10.3	257
Expanded uncertainty (confidence interval of 95 %)		$u_e = 2u_c$						20.8	20.6	

16.4 Measurement Uncertainty for Fast SAR Tests (3~6GHz)

No.	Error Description	Type	Uncertainty value	Probably Distribution	Div.	(Ci) 1g	(Ci) 10g	Std. Unc. (1g)	Std. Unc. (10g)	Degree of freedom
Measurement system										
1	Probe calibration	B	6.55	N	1	1	1	6.55	6.55	∞
2	Isotropy	B	4.7	R	$\sqrt{3}$	0.7	0.7	1.9	1.9	∞
3	Boundary effect	B	2.0	R	$\sqrt{3}$	1	1	1.2	1.2	∞
4	Linearity	B	4.7	R	$\sqrt{3}$	1	1	2.7	2.7	∞
5	Detection limit	B	1.0	R	$\sqrt{3}$	1	1	0.6	0.6	∞
6	Readout electronics	B	0.3	R	$\sqrt{3}$	1	1	0.3	0.3	∞
7	Response time	B	0.8	R	$\sqrt{3}$	1	1	0.5	0.5	∞
8	Integration time	B	2.6	R	$\sqrt{3}$	1	1	1.5	1.5	∞
9	RF ambient conditions-noise	B	0	R	$\sqrt{3}$	1	1	0	0	∞
10	RFambient conditions-reflection	B	0	R	$\sqrt{3}$	1	1	0	0	∞
11	Probe positioned mech. Restrictions	B	0.8	R	$\sqrt{3}$	1	1	0.5	0.5	∞
12	Probe positioning with respect to phantom shell	B	6.7	R	$\sqrt{3}$	1	1	3.9	3.9	∞
13	Post-processing	B	1.0	R	$\sqrt{3}$	1	1	0.6	0.6	∞
14	Fast SAR z-Approximation	B	14.0	R	$\sqrt{3}$	1	1	8.1	8.1	∞
Test sample related										
15	Test sample positioning	A	3.3	N	1	1	1	3.3	3.3	71
16	Device holder uncertainty	A	3.4	N	1	1	1	3.4	3.4	5

17	Drift of output power	B	5.0	R	$\sqrt{3}$	1	1	2.9	2.9	∞
Phantom and set-up										
18	Phantom uncertainty	B	4.0	R	$\sqrt{3}$	1	1	2.3	2.3	∞
19	Liquid conductivity (target)	B	5.0	R	$\sqrt{3}$	0.64	0.43	1.8	1.2	∞
20	Liquid conductivity (meas.)	A	2.06	N	1	0.64	0.43	1.32	0.89	43
21	Liquid permittivity (target)	B	5.0	R	$\sqrt{3}$	0.6	0.49	1.7	1.4	∞
22	Liquid permittivity (meas.)	A	1.6	N	1	0.6	0.49	1.0	0.8	521
Combined standard uncertainty		$u_c = \sqrt{\sum_{i=1}^{22} c_i^2 u_i^2}$						13.5	13.4	257
Expanded uncertainty (confidence interval of 95 %)		$u_e = 2u_c$						27.0	26.8	

17 MAIN TEST INSTRUMENTS

Table 17.1: List of Main Instruments

No.	Name	Type	Serial Number	Calibration Date	Valid Period
01	Network analyzer	E5071C	MY46110673	January 5, 2023	One year
02	Power sensor	NRP50S	101488	June 17, 2022	One year
03	Power sensor	NRP50S	101489		
04	Signal Generator	E4438C	MY49070393	May 17, 2022	One Year
05	Amplifier	60S1G4	0331848	No Calibration Requested	
07	BTS	CMW500	159889	January 6, 2023	One year
08	DAE	SPEAG DAE4	777	January 11, 2023	One year
09	E-field Probe	SPEAG EX3DV4	7673	July 08,2022	One year
12	Dipole Validation Kit	SPEAG D750V3	1017	July 20,,2022	One year
13	Dipole Validation Kit	SPEAG D835V2	4d069	July 20,,2022	One year
14	Dipole Validation Kit	SPEAG D1750V2	1003	July 18,,2022	One year
15	Dipole Validation Kit	SPEAG D1900V2	5d101	July 26,2022	One year
16	Dipole Validation Kit	SPEAG D2450V2	853	July 20,2022	One year
17	Dipole Validation Kit	SPEAG D2600V2	1012	July 20,2022	One year
18	Dipole Validation Kit	SPEAG D3500V2	1016	July 01,2022	One year
19	Dipole Validation Kit	SPEAG D3700V2	1004	July 01,2022	One year
20	Dipole Validation Kit	SPEAG D3900V2	1024	July 01,2022	One year
21	Dipole Validation Kit	SPEAG D5GHzV2	1060	July 5,2022	One year

END OF REPORT BODY

ANNEX A Graph Results

GSM850 Head

Date/Time: 3/23/2023

Electronics: DAE4 Sn777

Medium: H700-6000M

Medium parameters used (interpolated): $f = 836.6$ MHz; $\sigma = 0.936$ S/m; $\epsilon_r = 43.113$; $\rho = 1000$ kg/m³

Ambient Temperature: 23.3°C Liquid Temperature: 22.5°C

Communication System: UID 0, GSM 850 GPRS-2 (0) Frequency: 836.6 MHz Duty Cycle: 1:4.00037

Probe: EX3DV4 - SN7673 ConvF(10.34, 10.34, 10.34); Calibrated: 7/8/2022

Area Scan (81x141x1): Interpolated grid: dx=1.500 mm, dy=1.500 mm

Maximum value of SAR (interpolated) = 0.280 W/kg


Zoom Scan (5x5x7)/Cube 0: Measurement grid: dx=8mm, dy=8mm, dz=5mm

Reference Value = 5.449 V/m; Power Drift = -0.06 dB

Peak SAR (extrapolated) = 0.296 W/kg

SAR(1 g) = 0.223 W/kg; SAR(10 g) = 0.172 W/kg

Maximum value of SAR (measured) = 0.268 W/kg



A. 1

GSM850 Body 10mm

Date/Time: 3/23/2023

Electronics: DAE4 Sn777

Medium: H700-6000M

Medium parameters used (interpolated): $f = 836.6$ MHz; $\sigma = 0.936$ S/m; $\epsilon_r = 43.113$; $\rho = 1000$ kg/m³

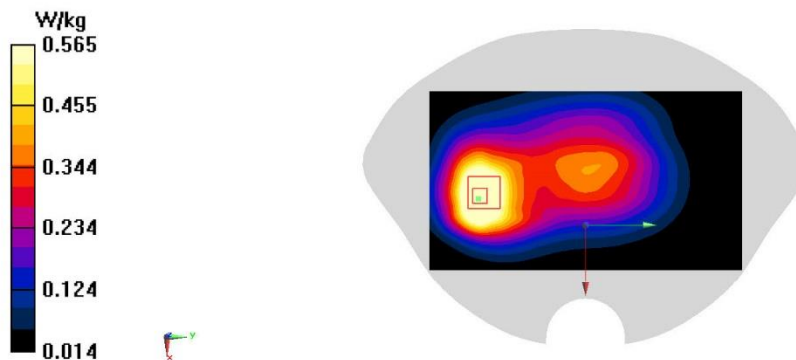
Ambient Temperature: 23.3°C Liquid Temperature: 22.5°C

Communication System: UID 0, GSM 850 GPRS-2 (0) Frequency: 836.6 MHz Duty Cycle: 1:4.00037

Probe: EX3DV4 - SN7673 ConvF(10.34, 10.34, 10.34); Calibrated: 7/8/2022

Area Scan (81x141x1): Interpolated grid: $dx=1.500$ mm, $dy=1.500$ mm
Maximum value of SAR (interpolated) = 0.883 W/kg

Zoom Scan (5x5x7)/Cube 0: Measurement grid: $dx=8$ mm, $dy=8$ mm, $dz=5$ mm
Reference Value = 20.09 V/m; Power Drift = -0.04 dB
Peak SAR (extrapolated) = 0.677 W/kg
SAR(1 g) = 0.400 W/kg; SAR(10 g) = 0.249 W/kg
Maximum value of SAR (measured) = 0.565 W/kg



A. 2

GSM850 Body 15mm

Date/Time: 3/23/2023

Electronics: DAE4 Sn777

Medium: H700-6000M

Medium parameters used (interpolated): $f = 836.6$ MHz; $\sigma = 0.936$ S/m; $\epsilon_r = 43.113$; $\rho = 1000$ kg/m³

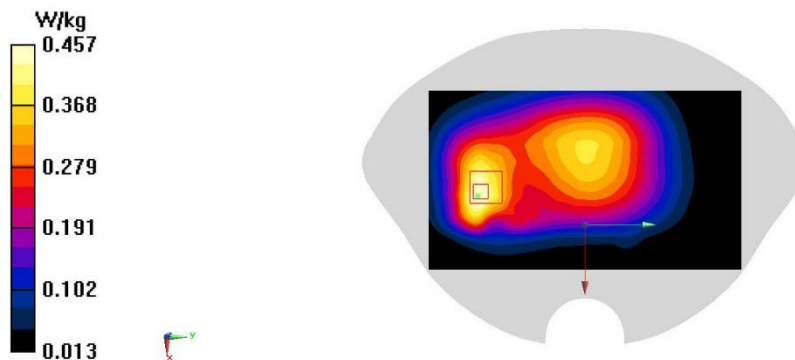
Ambient Temperature: 23.3°C Liquid Temperature: 22.5°C

Communication System: UID 0, GSM 850 GPRS-2 (0) Frequency: 836.6 MHz Duty Cycle: 1:4.00037

Probe: EX3DV4 - SN7673 ConvF(10.34, 10.34, 10.34); Calibrated: 7/8/2022

Area Scan (81x141x1): Interpolated grid: $dx=1.500$ mm, $dy=1.500$ mm
Maximum value of SAR (interpolated) = 0.479 W/kg

Zoom Scan (5x5x7)/Cube 0: Measurement grid: $dx=8$ mm, $dy=8$ mm, $dz=5$ mm
Reference Value = 15.57 V/m; Power Drift = 0.07 dB
Peak SAR (extrapolated) = 0.536 W/kg
SAR(1 g) = 0.328 W/kg; SAR(10 g) = 0.213 W/kg
Maximum value of SAR (measured) = 0.457 W/kg



A. 3

GSM1900 Head

Date/Time: 4/1/2023

Electronics: DAE4 Sn777

Medium: H700-6000M

Medium parameters used: $f = 1910$ MHz; $\sigma = 1.471$ S/m; $\epsilon_r = 40.735$; $\rho = 1000$ kg/m³


Ambient Temperature: 23.3°C Liquid Temperature: 22.5°C

Communication System: UID 0, GSM 1900 GPRS-2 (0) Frequency: 1909.8 MHz Duty Cycle: 1:4.00037

Probe: EX3DV4 - SN7673 ConvF(8.07, 8.07, 8.07); Calibrated: 7/8/2022

Area Scan (81x141x1): Interpolated grid: dx=1.500 mm, dy=1.500 mm
Maximum value of SAR (interpolated) = 0.238 W/kg

Zoom Scan (5x5x7)/Cube 0: Measurement grid: dx=8mm, dy=8mm, dz=5mm
Reference Value = 3.044 V/m; Power Drift = 0.07 dB
Peak SAR (extrapolated) = 0.275 W/kg
SAR(1 g) = 0.174 W/kg; SAR(10 g) = 0.11 W/kg
Maximum value of SAR (measured) = 0.233 W/kg



A. 4

GSM1900 Body 10mm

Date/Time: 4/1/2023

Electronics: DAE4 Sn777

Medium: H700-6000M

Medium parameters used: $f = 1910$ MHz; $\sigma = 1.471$ S/m; $\epsilon_r = 40.735$; $\rho = 1000$ kg/m³

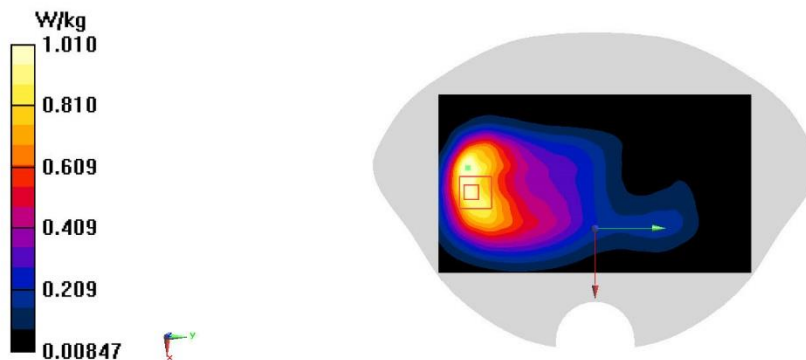
Ambient Temperature: 23.3°C Liquid Temperature: 22.5°C

Communication System: UID 0, GSM 1900 GPRS-2 (0) Frequency: 1909.8 MHz Duty Cycle: 1:4.00037

Probe: EX3DV4 - SN7673 ConvF(8.07, 8.07, 8.07); Calibrated: 7/8/2022

Area Scan (81x141x1): Interpolated grid: $dx=1.500$ mm, $dy=1.500$ mm
Maximum value of SAR (interpolated) = 1.13 W/kg

Zoom Scan (7x6x7)/Cube 0: Measurement grid: $dx=8$ mm, $dy=8$ mm, $dz=5$ mm
Reference Value = 12.02 V/m; Power Drift = 0.08 dB
Peak SAR (extrapolated) = 1.19 W/kg
SAR(1 g) = 0.683 W/kg; SAR(10 g) = 0.412 W/kg
Maximum value of SAR (measured) = 1.01 W/kg



A. 5

GSM1900 Body 15mm

Date/Time: 4/1/2023

Electronics: DAE4 Sn777

Medium: H700-6000M

Medium parameters used: $f = 1910$ MHz; $\sigma = 1.471$ S/m; $\epsilon_r = 40.735$; $\rho = 1000$ kg/m³

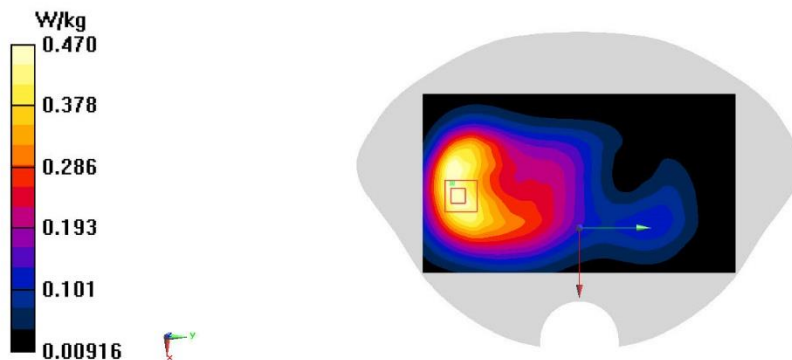
Ambient Temperature: 23.3°C Liquid Temperature: 22.5°C

Communication System: UID 0, GSM 1900 GPRS-2 (0) Frequency: 1909.8 MHz Duty Cycle: 1:4.00037

Probe: EX3DV4 - SN7673 ConvF(8.07, 8.07, 8.07); Calibrated: 7/8/2022

Area Scan (81x141x1): Interpolated grid: $dx=1.500$ mm, $dy=1.500$ mm
Maximum value of SAR (interpolated) = 0.481 W/kg

Zoom Scan (6x6x7)/Cube 0: Measurement grid: $dx=8$ mm, $dy=8$ mm, $dz=5$ mm
Reference Value = 10.28 V/m; Power Drift = 0.17 dB
Peak SAR (extrapolated) = 0.555 W/kg
SAR(1 g) = 0.332 W/kg; SAR(10 g) = 0.204 W/kg
Maximum value of SAR (measured) = 0.470 W/kg



A. 6

W850 Head

Date/Time: 3/23/2023

Electronics: DAE4 Sn777

Medium: H700-6000M

Medium parameters used (interpolated): $f = 836.6$ MHz; $\sigma = 0.936$ S/m; $\epsilon_r = 43.113$; $\rho = 1000$ kg/m³


Ambient Temperature: 23.3°C Liquid Temperature: 22.5°C

Communication System: UID 0, WCDMA 850 (0) Frequency: 836.6 MHz Duty Cycle: 1:1

Probe: EX3DV4 - SN7673 ConvF(10.34, 10.34, 10.34); Calibrated: 7/8/2022

Area Scan (81x141x1): Interpolated grid: $dx=1.500$ mm, $dy=1.500$ mm
Maximum value of SAR (interpolated) = 0.181 W/kg

Zoom Scan (6x6x7)/Cube 0: Measurement grid: $dx=8$ mm, $dy=8$ mm, $dz=5$ mm
Reference Value = 7.989 V/m; Power Drift = -0.09 dB
Peak SAR (extrapolated) = 0.200 W/kg
SAR(1 g) = 0.155 W/kg; SAR(10 g) = 0.121 W/kg
Maximum value of SAR (measured) = 0.182 W/kg



A. 7

W850 Body 10mm

Date/Time: 3/23/2023

Electronics: DAE4 Sn777

Medium: H700-6000M

Medium parameters used (interpolated): $f = 836.6$ MHz; $\sigma = 0.936$ S/m; $\epsilon_r = 43.113$; $\rho = 1000$ kg/m³

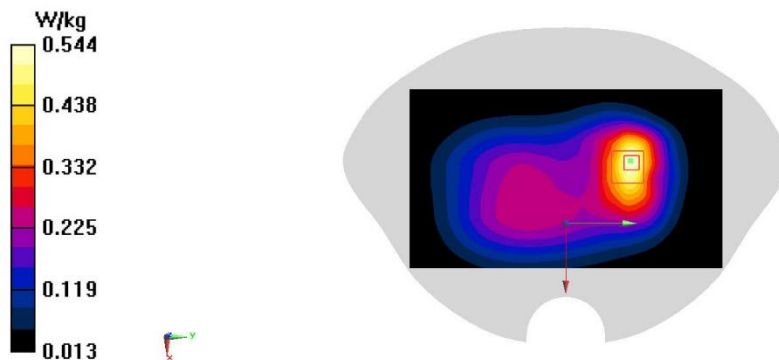
Ambient Temperature: 23.3°C Liquid Temperature: 22.5°C

Communication System: UID 0, WCDMA 850 (0) Frequency: 836.6 MHz Duty Cycle: 1:1

Probe: EX3DV4 - SN7673 ConvF(10.34, 10.34, 10.34); Calibrated: 7/8/2022

Area Scan (81x141x1): Interpolated grid: $dx=1.500$ mm, $dy=1.500$ mm
Maximum value of SAR (interpolated) = 0.557 W/kg

Zoom Scan (6x6x7)/Cube 0: Measurement grid: $dx=8$ mm, $dy=8$ mm, $dz=5$ mm
Reference Value = 16.01 V/m; Power Drift = -0.05 dB
Peak SAR (extrapolated) = 0.653 W/kg
SAR(1 g) = 0.382 W/kg; SAR(10 g) = 0.237 W/kg
Maximum value of SAR (measured) = 0.544 W/kg



A. 8

W850 Body 15mm

Date/Time: 3/23/2023

Electronics: DAE4 Sn777

Medium: H700-6000M

Medium parameters used (interpolated): $f = 846.6$ MHz; $\sigma = 0.94$ S/m; $\epsilon_r = 43.081$; $\rho = 1000$ kg/m³

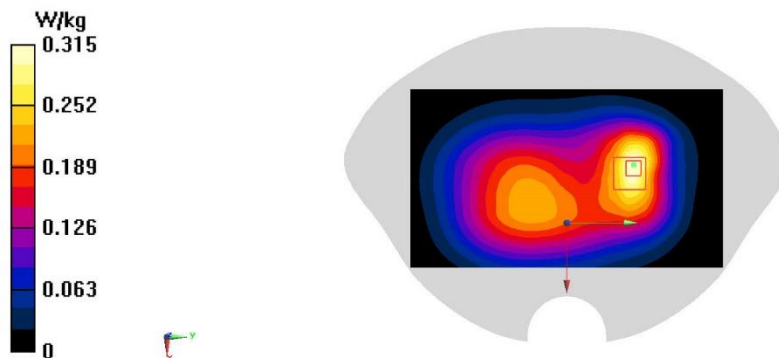
Ambient Temperature: 23.3°C Liquid Temperature: 22.5°C

Communication System: UID 0, WCDMA 850 (0) Frequency: 846.6 MHz Duty Cycle: 1:1

Probe: EX3DV4 - SN7673 ConvF(10.34, 10.34, 10.34); Calibrated: 7/8/2022

Area Scan (81x141x1): Interpolated grid: $dx=1.500$ mm, $dy=1.500$ mm
Maximum value of SAR (interpolated) = 0.315 W/kg

Zoom Scan (6x6x7)/Cube 0: Measurement grid: $dx=8$ mm, $dy=8$ mm, $dz=5$ mm
Reference Value = 14.33 V/m; Power Drift = -0.15 dB
Peak SAR (extrapolated) = 0.369 W/kg
SAR(1 g) = 0.227 W/kg; SAR(10 g) = 0.147 W/kg
Maximum value of SAR (measured) = 0.315 W/kg



A. 9