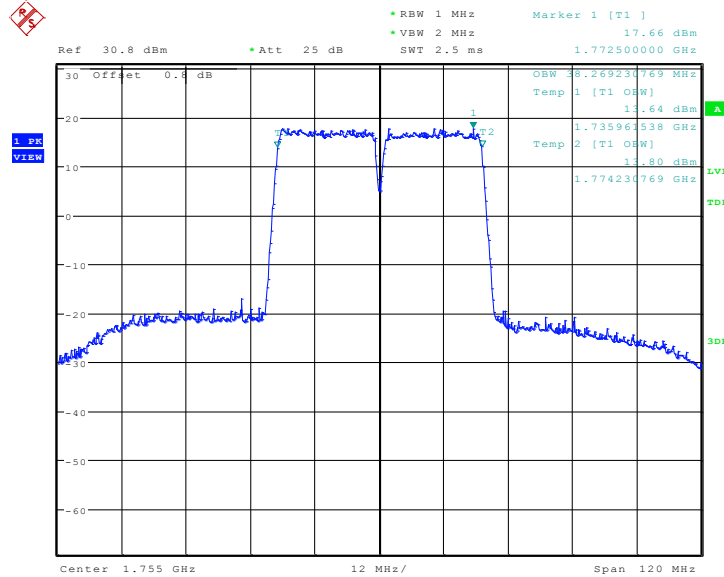


LTE CA Band 66C, 20MHz+20MHz (99%)

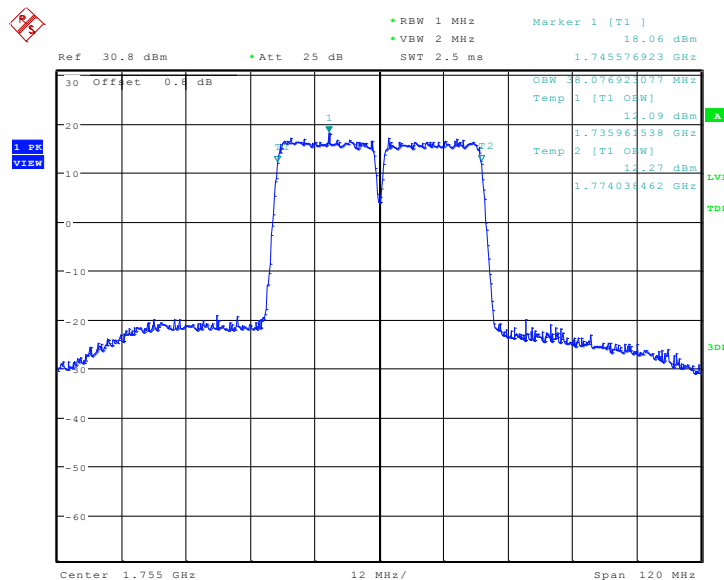
Frequency (MHz)	Occupied Bandwidth (99%) (MHz)	
	QPSK	16QAM
1755	38.269	38.077

LTE CA Band 66C, 20MHz+20MHz Bandwidth, QPSK (99% BW)



Date: 16.NOV.2022 17:47:38

LTE CA Band 66C, 20MHz+20MHz Bandwidth, 16QAM (99% BW)



Date: 16.NOV.2022 17:48:01

Note: Expanded measurement uncertainty is $U = 3428 \text{ Hz}$, $k = 2$.

A.5 Emission Bandwidth

The emission bandwidth is defined as the width of the signal between two points, one below the carrier center frequency and one above the carrier center frequency, outside of which all emissions are attenuated at least 26 dB below the transmitter power. Table below lists the measured -26dBc BW. Spectrum analyzer plots are included on the following pages.

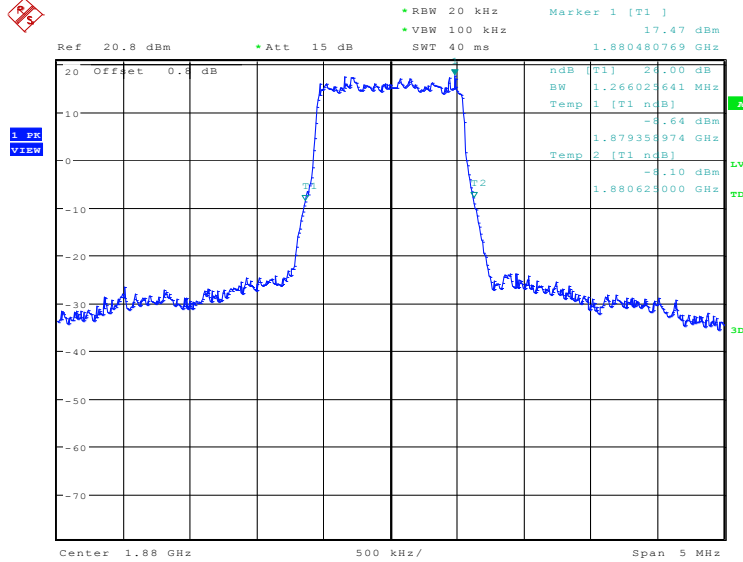
The measurement method is from ANSI C63.26:

- a) The spectrum analyzer center frequency is set to the nominal EUT channel center frequency. The span range for the spectrum analyzer shall be wide enough to see sufficient roll off of the signal to make the measurement.
- b) The nominal RBW shall be in the range of 1% to 5% of the anticipated OBW, and the VBW shall be set $\geq 3 \times$ RBW.
- c) Set the reference level of the instrument as required to prevent the signal amplitude from exceeding the maximum spectrum analyzer input mixer level for linear operation.
- d) The dynamic range of the spectrum analyzer at the selected RBW shall be more than 10 dB below the target “-X dB” requirement, i.e., if the requirement calls for measuring the -26 dB OBW, the spectrum analyzer noise floor at the selected RBW shall be at least 36 dB below the reference level.
- e) Set spectrum analyzer detection mode to peak, and the trace mode to max hold.

LTE band 2, 1.4MHz (-26dBc)

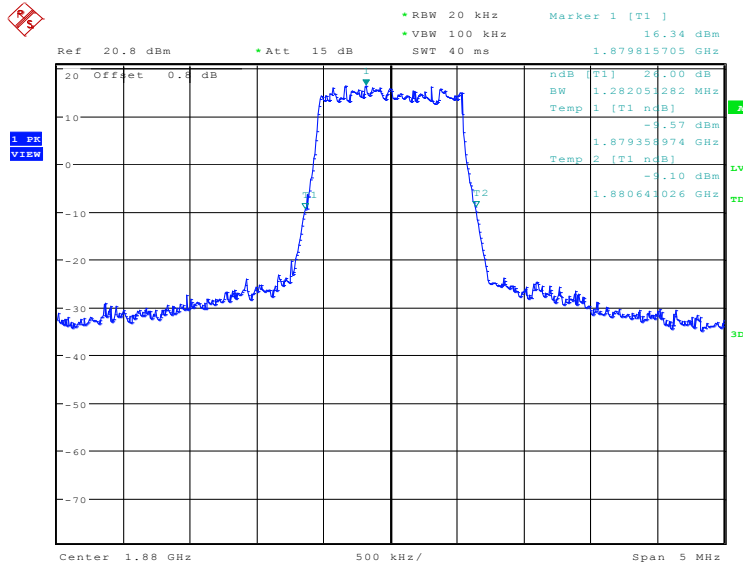
Frequency(MHz)	Emission Bandwidth (-26dBc)(kHz)	
	1880.0	QPSK
	1266.03	1282.05

LTE band 2, 1.4MHz Bandwidth, QPSK (-26dBc BW)



Date: 17.NOV.2022 13:49:24

LTE band 2, 1.4MHz Bandwidth, 16QAM (-26dBc BW)

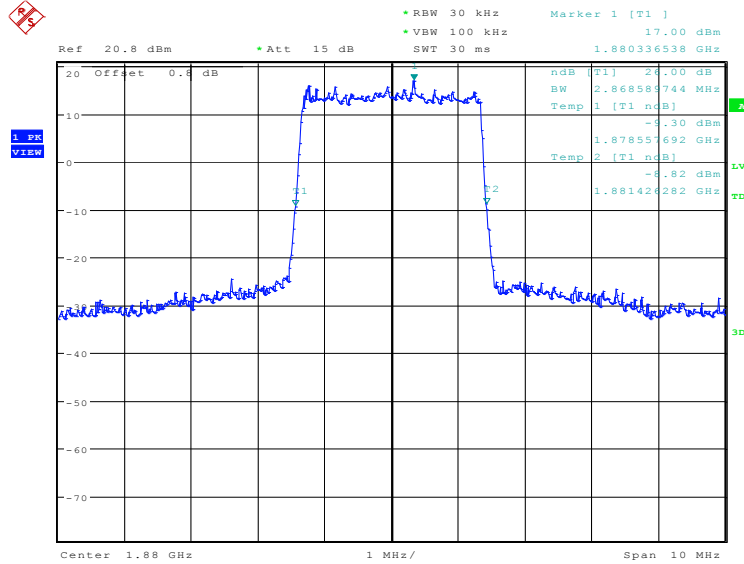


Date: 17.NOV.2022 13:50:05

LTE band 2, 3MHz (-26dBc)

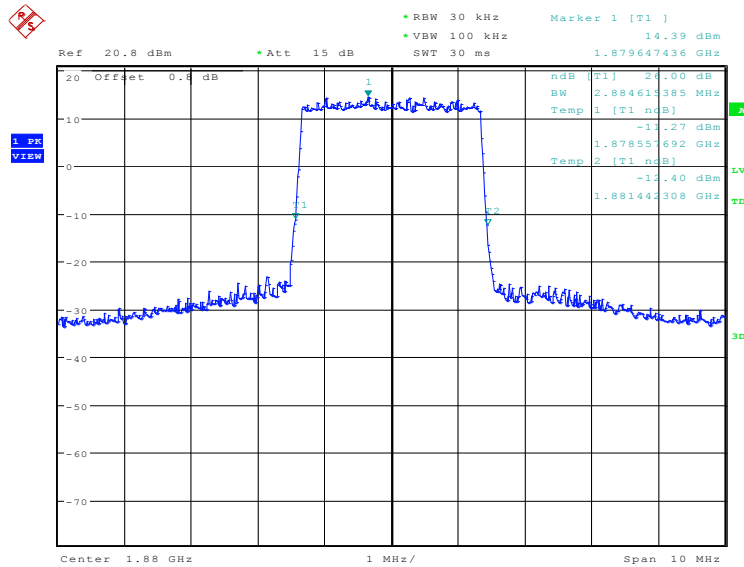
Frequency(MHz)	Emission Bandwidth (-26dBc)(kHz)	
1880.0	QPSK	16QAM
	2868.59	2884.62

LTE band 2, 3MHz Bandwidth, QPSK (-26dBc BW)



Date: 17.NOV.2022 13:50:47

LTE band 2, 3MHz Bandwidth, 16QAM (-26dBc BW)

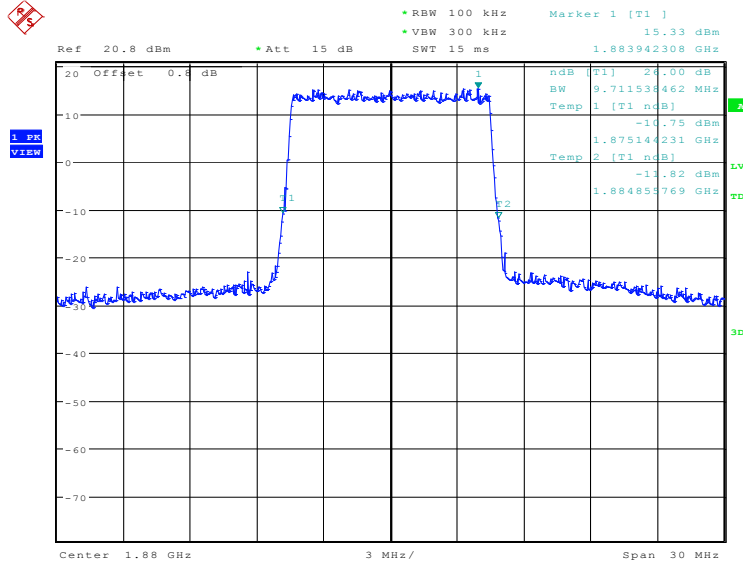


Date: 17.NOV.2022 13:51:27

LTE band 2, 10MHz (-26dBc)

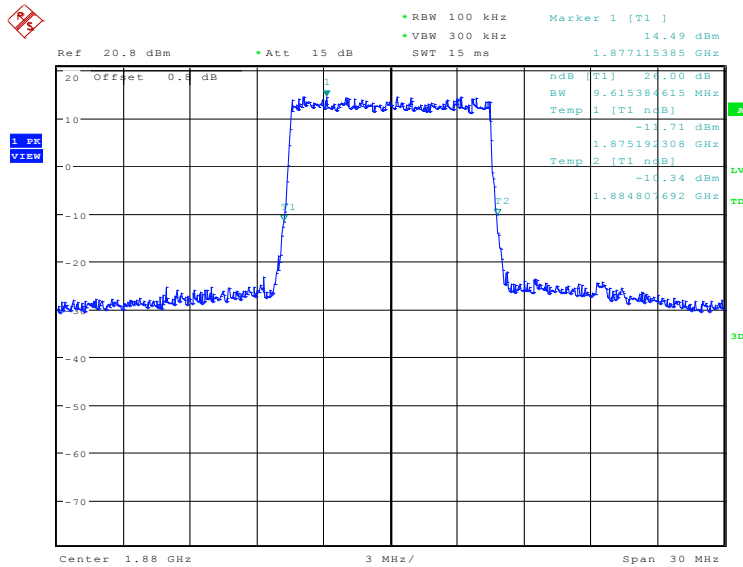
Frequency(MHz)	Emission Bandwidth (-26dBc)(kHz)	
1880.0	QPSK	16QAM
	9711.54	9615.38

LTE band 2, 10MHz Bandwidth, QPSK (-26dBc BW)



Date: 17.NOV.2022 13:53:31

LTE band 2, 10MHz Bandwidth, 16QAM (-26dBc BW)

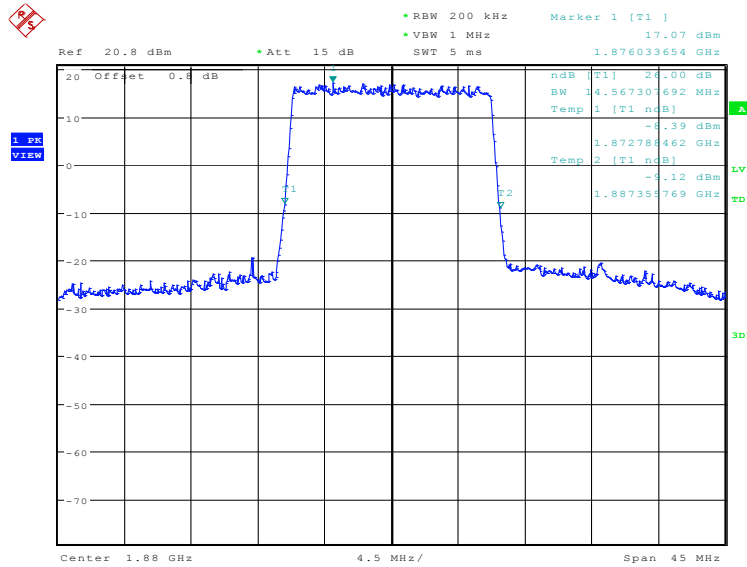


Date: 17.NOV.2022 13:54:11

LTE band 2, 15MHz (-26dBc)

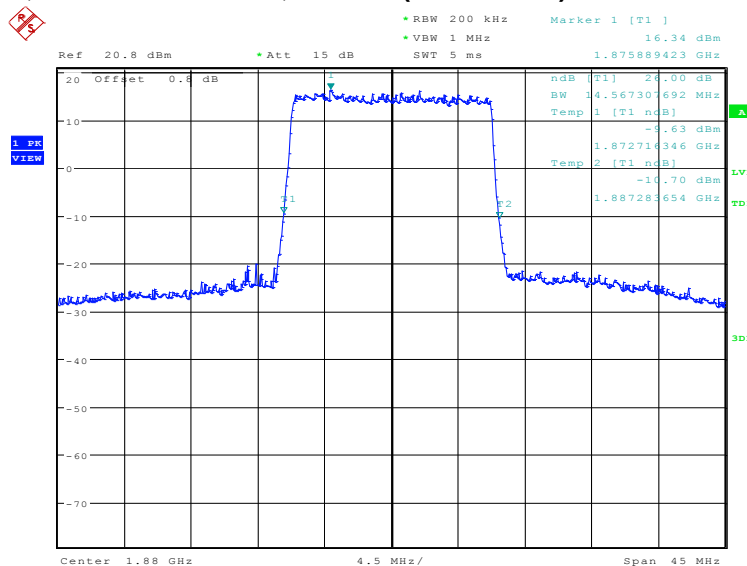
Frequency(MHz)	Emission Bandwidth (-26dBc)(kHz)	
1880.0	QPSK	16QAM
	14567.31	14567.31

LTE band 2, 15MHz Bandwidth, QPSK (-26dBc BW)



Date: 17.NOV.2022 13:54:53

LTE band 2, 15MHz Bandwidth, 16QAM (-26dBc BW)

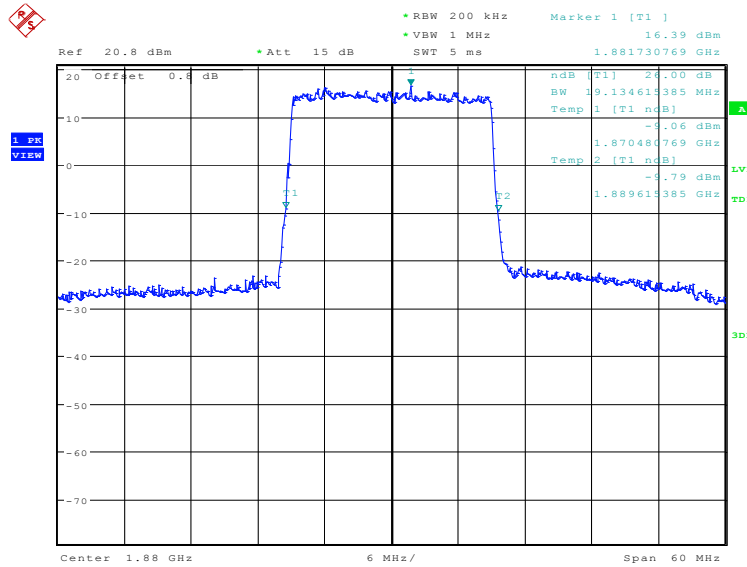


Date: 17.NOV.2022 13:55:34

LTE band 2, 20MHz (-26dBc)

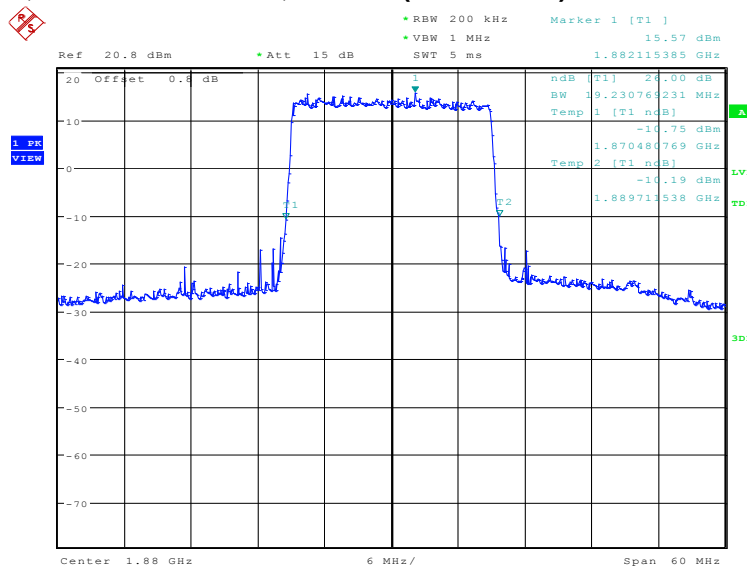
Frequency(MHz)	Emission Bandwidth (-26dBc)(kHz)	
1880.0	QPSK	16QAM
	19134.62	19230.77

LTE band 2, 20MHz Bandwidth, QPSK (-26dBc BW)



Date: 17.NOV.2022 13:56:16

LTE band 2, 20MHz Bandwidth, 16QAM (-26dBc BW)

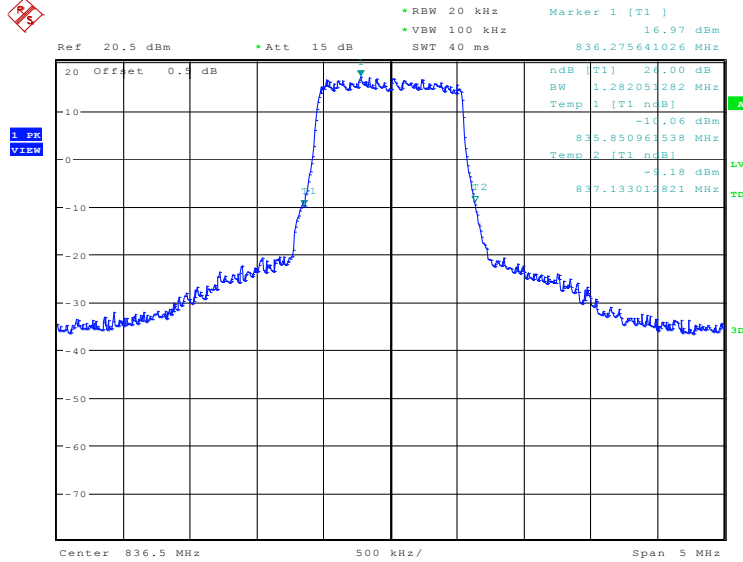


Date: 17.NOV.2022 13:56:56

LTE band 5, 1.4MHz (-26dBc)

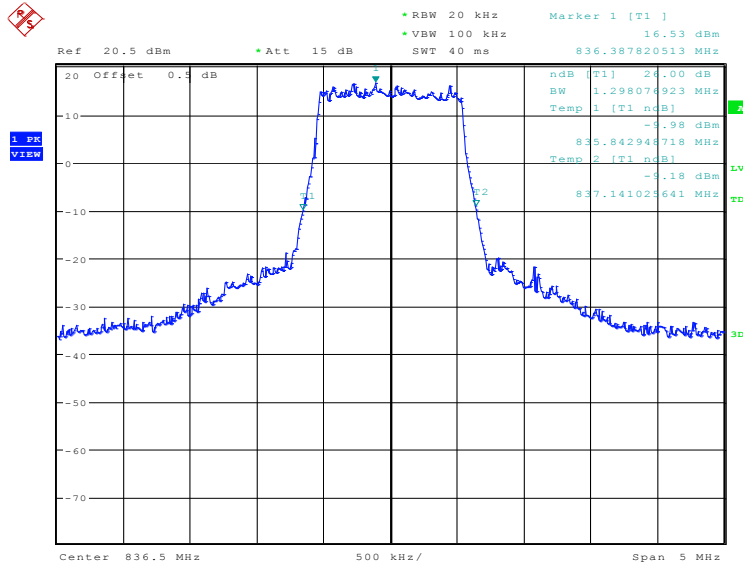
Frequency(MHz)	Emission Bandwidth (-26dBc)(kHz)	
	836.5	QPSK
1282.05		1298.08

LTE band 5, 1.4MHz Bandwidth, QPSK (-26dBc BW)



Date: 17.NOV.2022 13:57:39

LTE band 5, 1.4MHz Bandwidth, 16QAM (-26dBc BW)

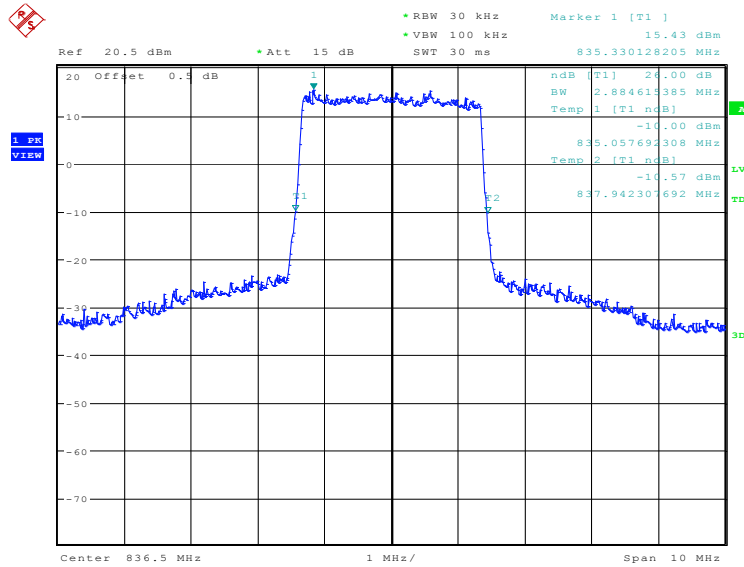


Date: 17.NOV.2022 13:58:20

LTE band 5, 3MHz (-26dBc)

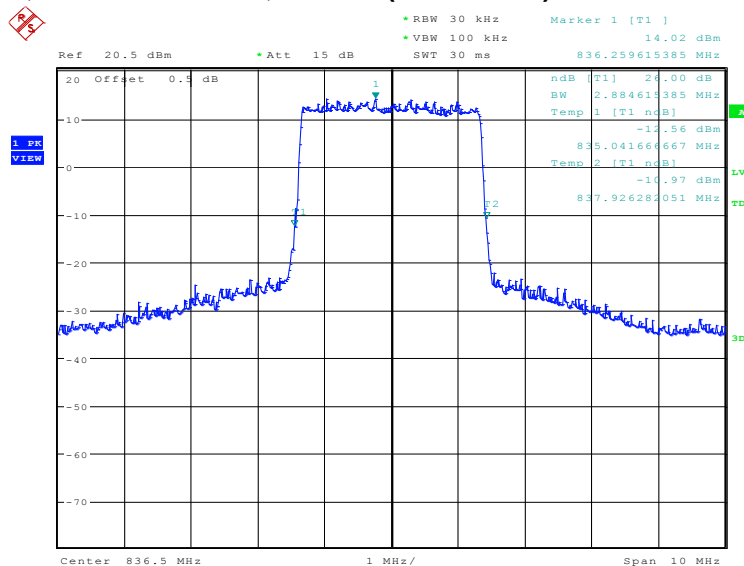
Frequency(MHz)	Emission Bandwidth (-26dBc)(kHz)	
836.5	QPSK	16QAM
	2884.62	2884.62

LTE band 5, 3MHz Bandwidth, QPSK (-26dBc BW)



Date: 17.NOV.2022 13:59:02

LTE band 5, 3MHz Bandwidth, 16QAM (-26dBc BW)

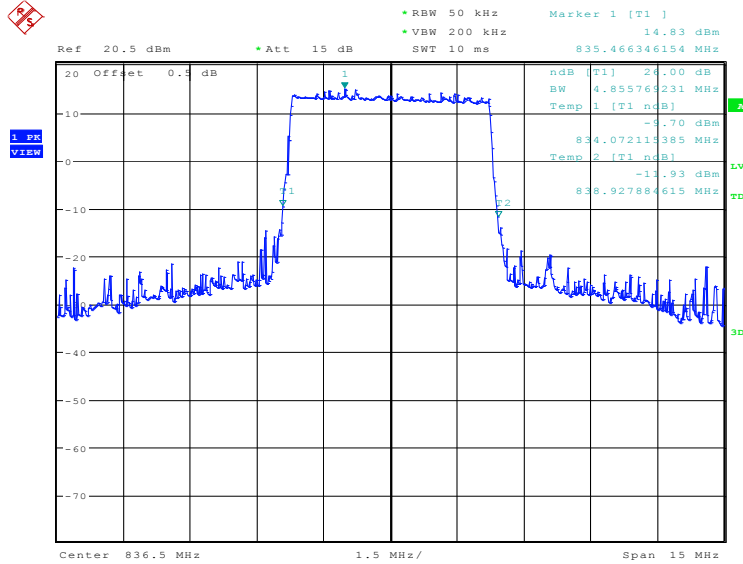


Date: 17.NOV.2022 13:59:42

LTE band 5, 5MHz (-26dBc)

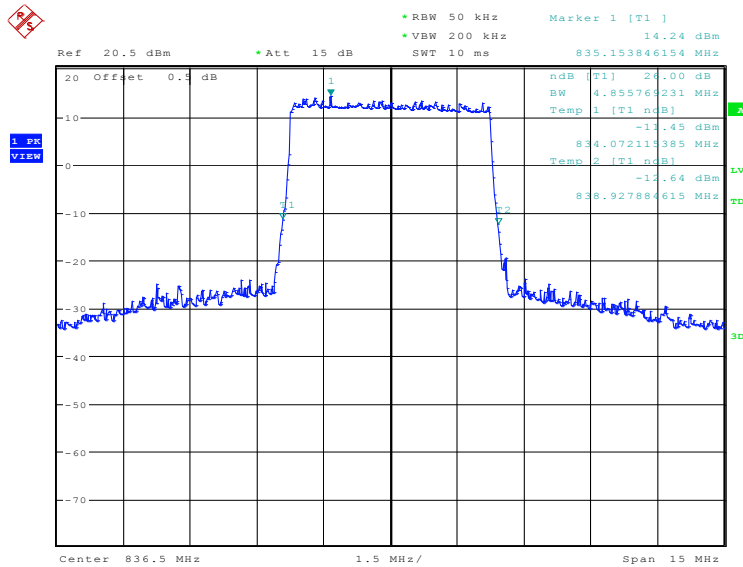
Frequency(MHz)	Emission Bandwidth (-26dBc)(kHz)	
836.5	QPSK	16QAM
	4855.77	4855.77

LTE band 5, 5MHz Bandwidth, QPSK (-26dBc BW)



Date: 17.NOV.2022 14:00:24

LTE band 5, 5MHz Bandwidth, 16QAM (-26dBc BW)

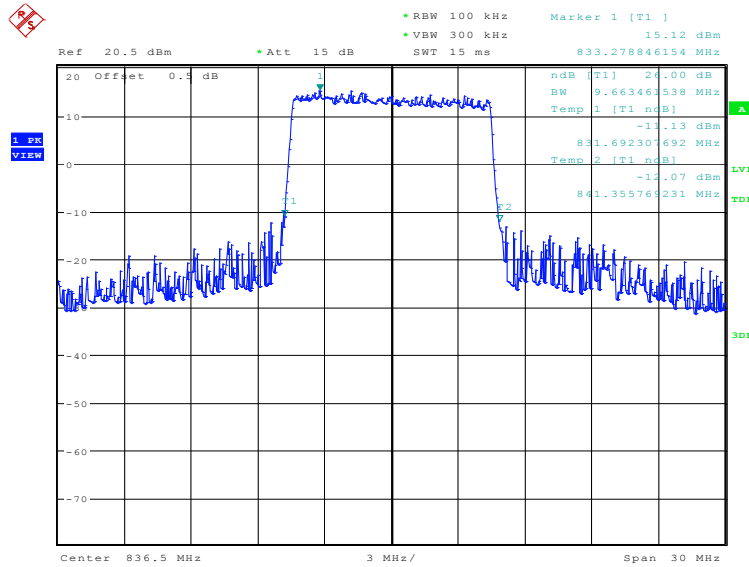


Date: 17.NOV.2022 14:01:05

LTE band 5, 10MHz (-26dBc)

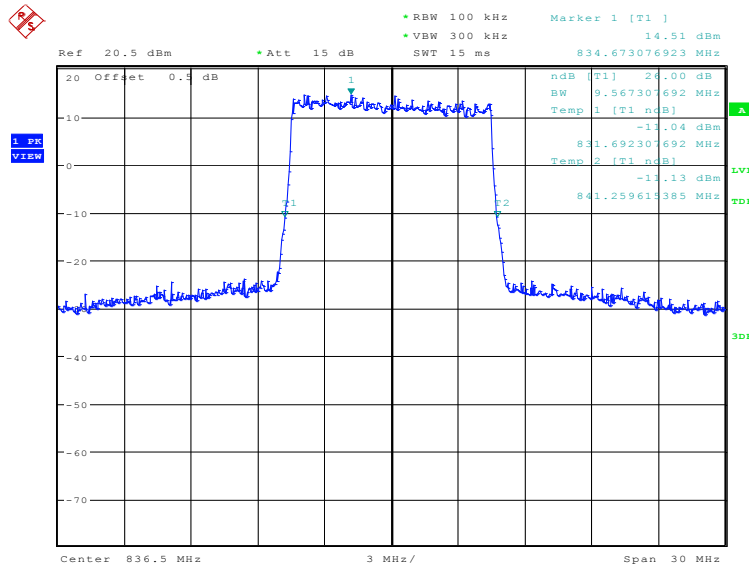
Frequency(MHz)	Emission Bandwidth (-26dBc)(kHz)	
836.5	QPSK	16QAM
	9663.46	9567.31

LTE band 5, 10MHz Bandwidth, QPSK (-26dBc BW)



Date: 17.NOV.2022 14:01:47

LTE band 5, 10MHz Bandwidth, 16QAM (-26dBc BW)

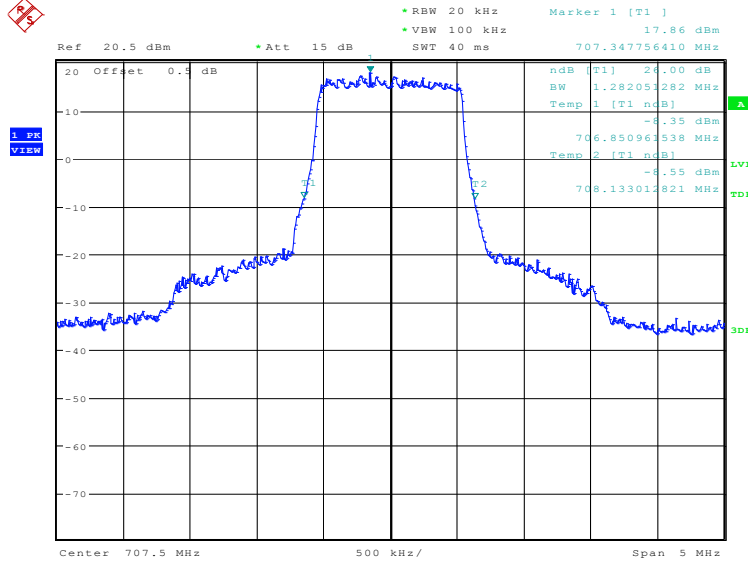


Date: 17.NOV.2022 14:02:27

LTE band 12, 1.4MHz (-26dBc)

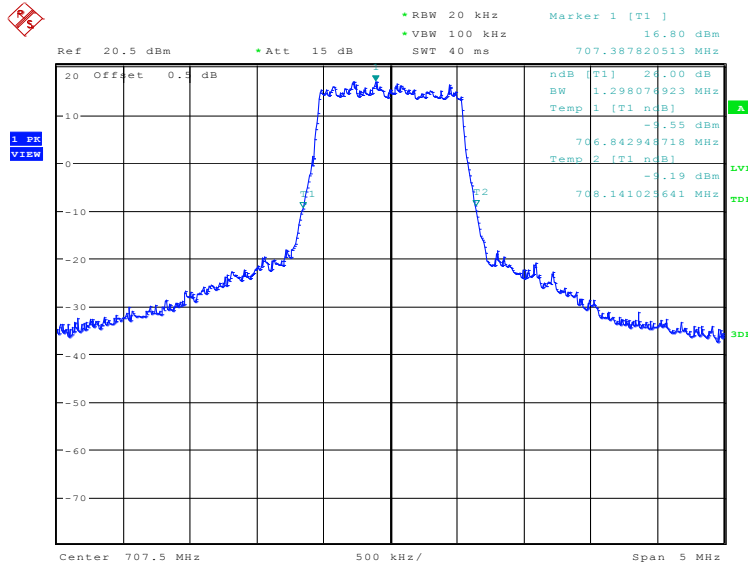
Frequency(MHz)	Emission Bandwidth (-26dBc)(kHz)	
707.5	QPSK	16QAM
	1282.05	1298.08

LTE band 12, 1.4MHz Bandwidth, QPSK (-26dBc BW)



Date: 17.NOV.2022 14:03:11

LTE band 12, 1.4MHz Bandwidth, 16QAM (-26dBc BW)

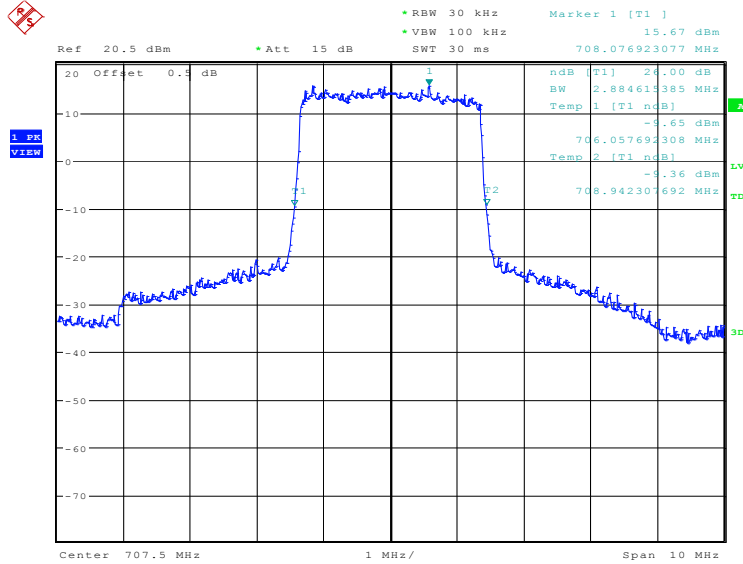


Date: 17.NOV.2022 14:03:51

LTE band 12, 3MHz (-26dBc)

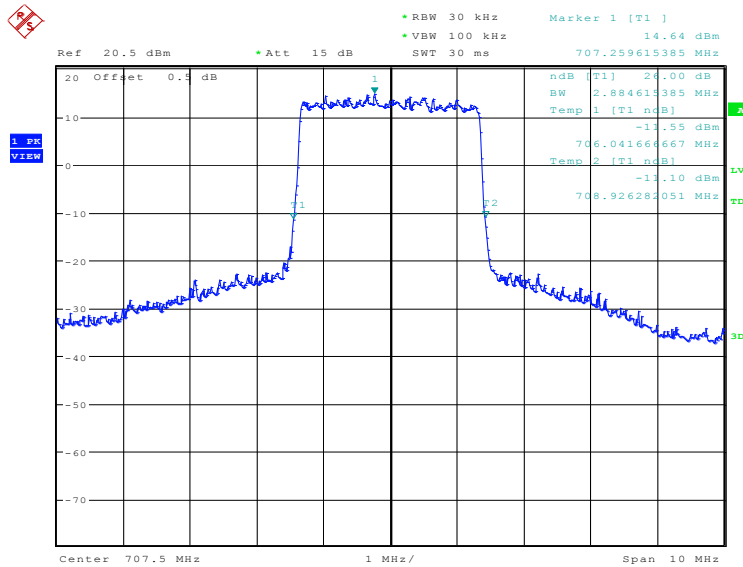
Frequency(MHz)	Emission Bandwidth (-26dBc)(kHz)	
707.5	QPSK	16QAM
	2884.62	2884.62

LTE band 12, 3MHz Bandwidth, QPSK (-26dBc BW)



Date: 17.NOV.2022 14:04:33

LTE band 12, 3MHz Bandwidth, 16QAM (-26dBc BW)

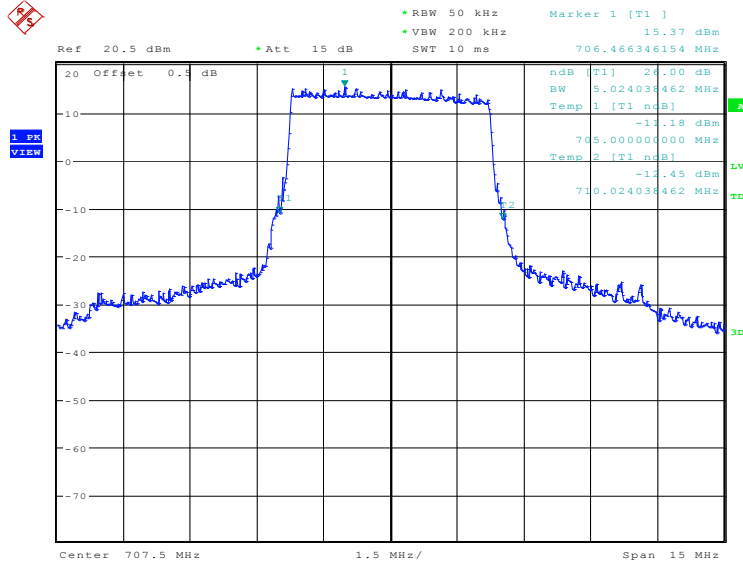


Date: 17.NOV.2022 14:05:14

LTE band 12, 5MHz (-26dBc)

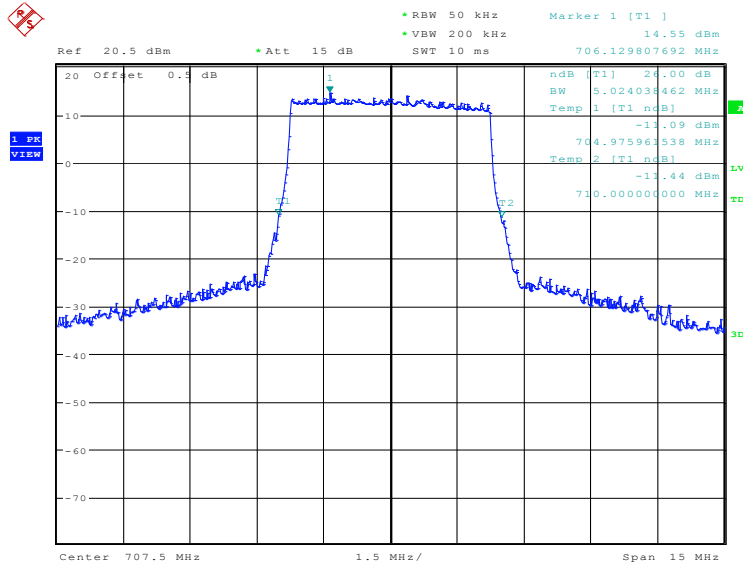
Frequency(MHz)	Emission Bandwidth (-26dBc)(kHz)	
707.5	QPSK	16QAM
	5024.04	5024.04

LTE band 12, 5MHz Bandwidth, QPSK (-26dBc BW)



Date: 17.NOV.2022 14:05:56

LTE band 12, 5MHz Bandwidth, 16QAM (-26dBc BW)

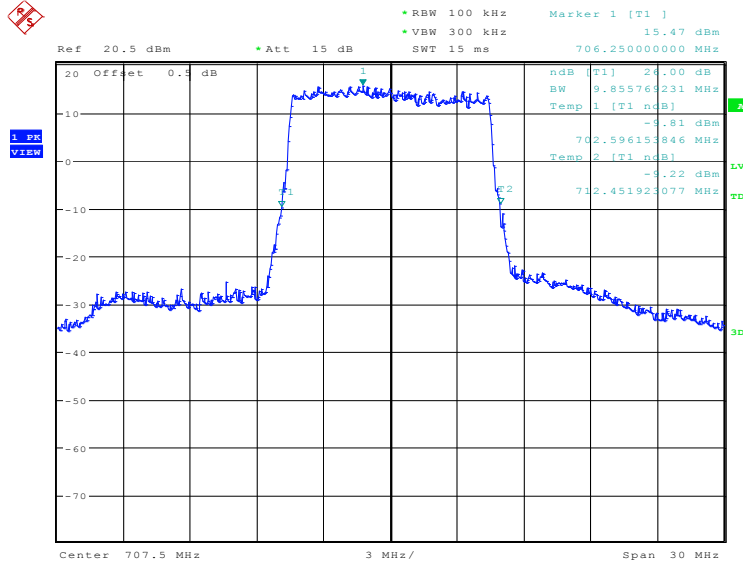


Date: 17.NOV.2022 14:06:37

LTE band 12, 10MHz (-26dBc)

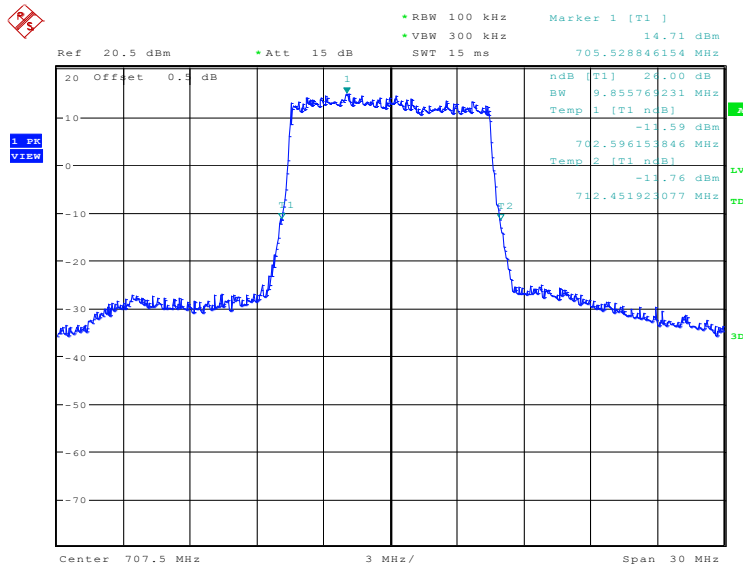
Frequency(MHz)	Emission Bandwidth (-26dBc)(kHz)	
707.5	QPSK	16QAM
	9855.77	9855.77

LTE band 12, 10MHz Bandwidth, QPSK (-26dBc BW)



Date: 17.NOV.2022 14:07:19

LTE band 12, 10MHz Bandwidth, 16QAM (-26dBc BW)

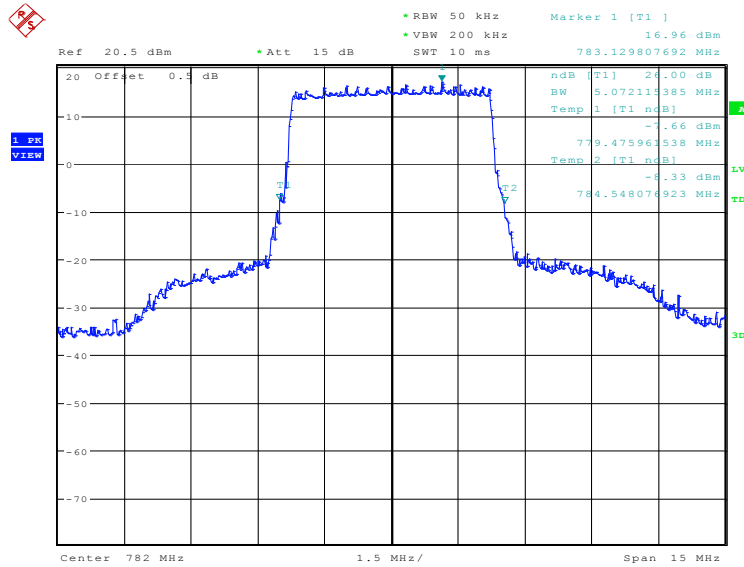


Date: 17.NOV.2022 14:07:59

LTE band 13, 5MHz (-26dBc)

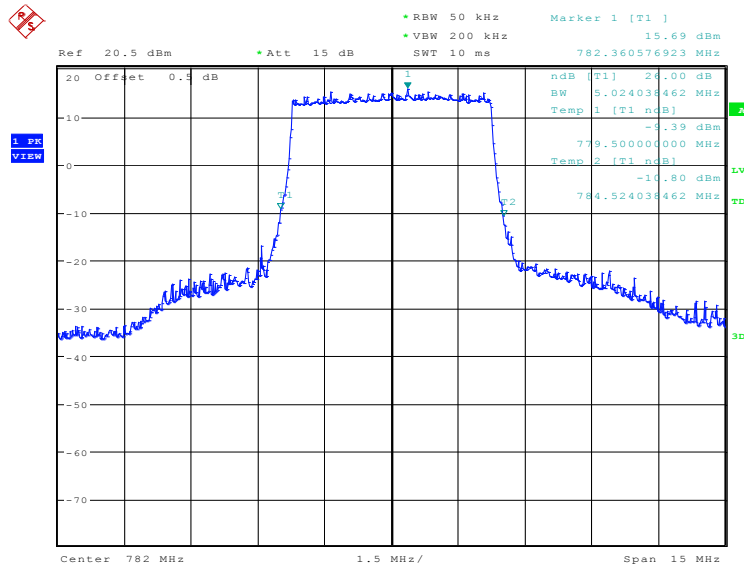
Frequency(MHz)	Emission Bandwidth (-26dBc)(kHz)	
782.0	QPSK	16QAM
	5072.12	5024.04

LTE band 13, 5MHz Bandwidth, QPSK (-26dBc BW)



Date: 17.NOV.2022 14:08:43

LTE band 13, 5MHz Bandwidth, 16QAM (-26dBc BW)

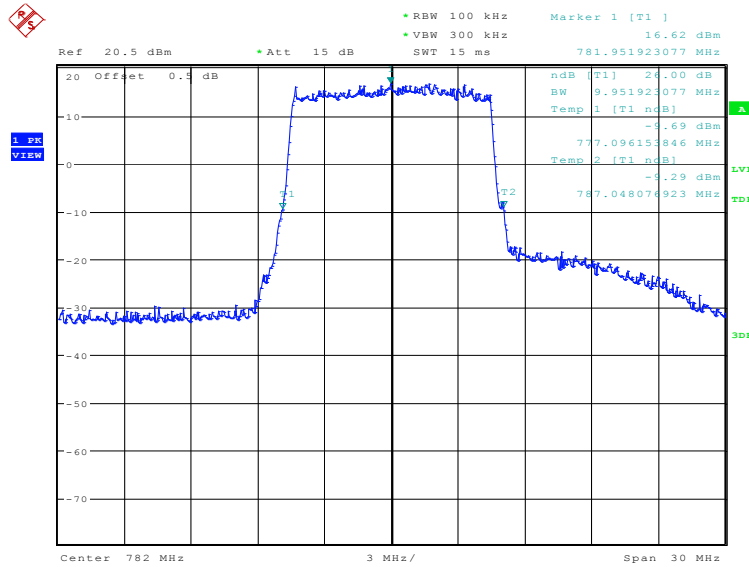


Date: 17.NOV.2022 14:09:23

LTE band 13, 10MHz (-26dBc)

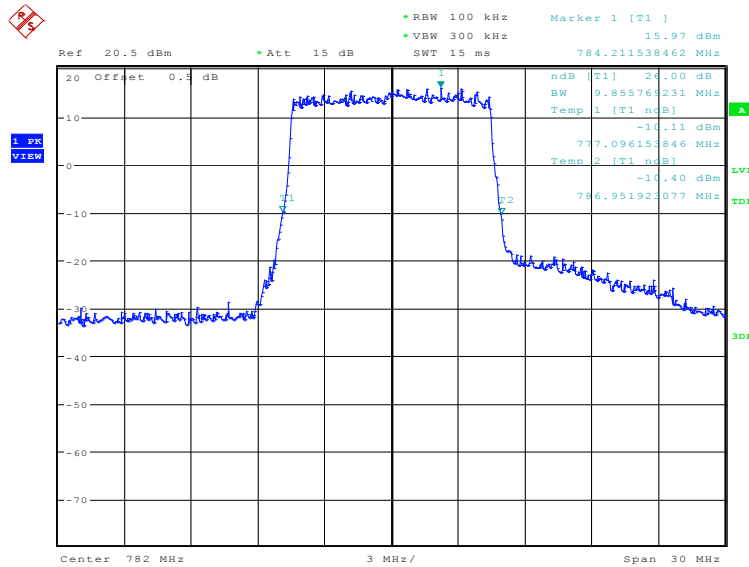
Frequency(MHz)	Emission Bandwidth (-26dBc)(kHz)	
782.0	QPSK	16QAM
	9951.92	9855.77

LTE band 13, 10MHz Bandwidth, QPSK (-26dBc BW)



Date: 17.NOV.2022 14:10:05

LTE band 13, 10MHz Bandwidth, 16QAM (-26dBc BW)

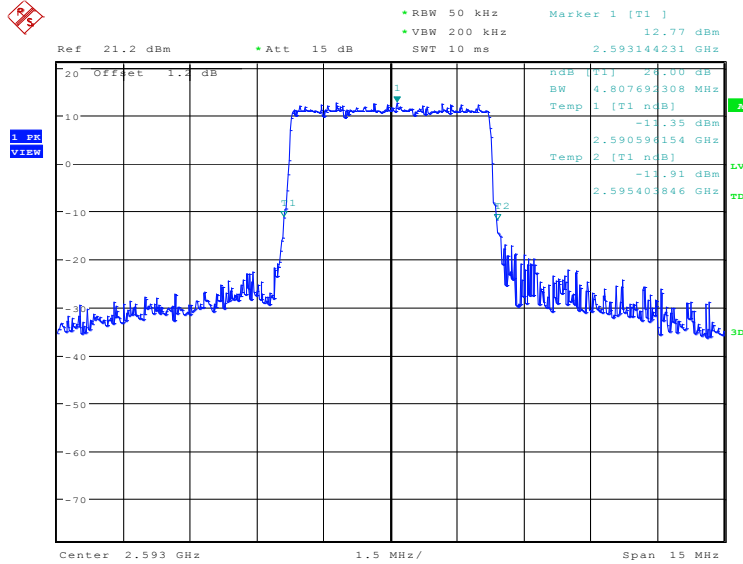


Date: 17.NOV.2022 14:10:46

LTE band 41, 5MHz (-26dBc)

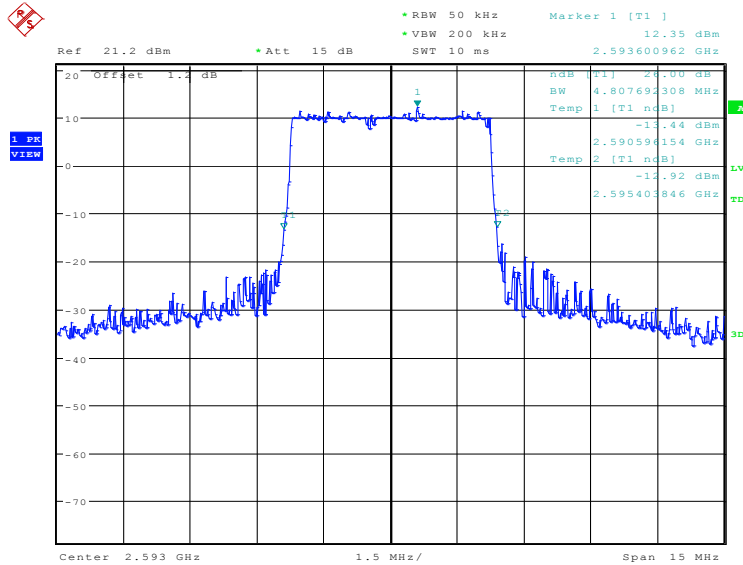
Frequency(MHz)	Emission Bandwidth (-26dBc)(kHz)	
2593.0	QPSK	16QAM
	4807.69	4807.69

LTE band 41, 5MHz Bandwidth, QPSK (-26dBc BW)



Date: 17.NOV.2022 14:20:32

LTE band 41, 5MHz Bandwidth, 16QAM (-26dBc BW)

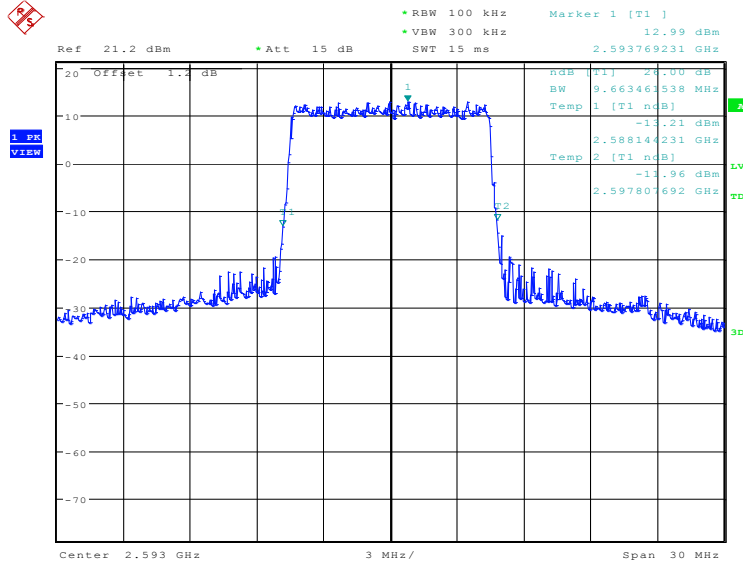


Date: 17.NOV.2022 14:21:12

LTE band 41, 10MHz (-26dBc)

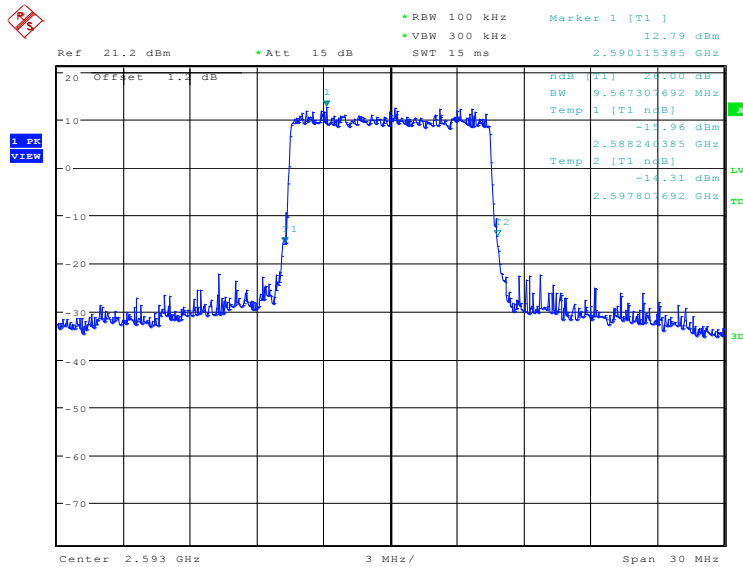
Frequency(MHz)	Emission Bandwidth (-26dBc)(kHz)	
2593.0	QPSK	16QAM
	9663.46	9567.31

LTE band 41, 10MHz Bandwidth, QPSK (-26dBc BW)



Date: 17.NOV.2022 14:21:55

LTE band 41, 10MHz Bandwidth, 16QAM (-26dBc BW)

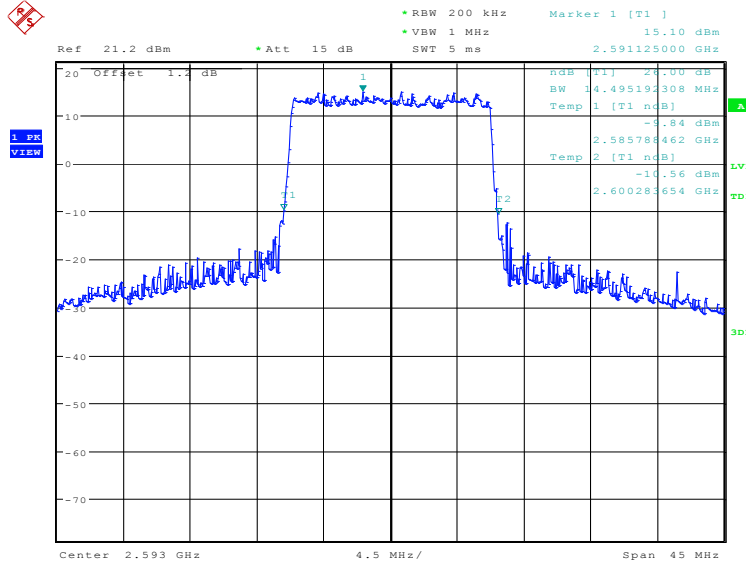


Date: 17.NOV.2022 14:22:35

LTE band 41, 15MHz (-26dBc)

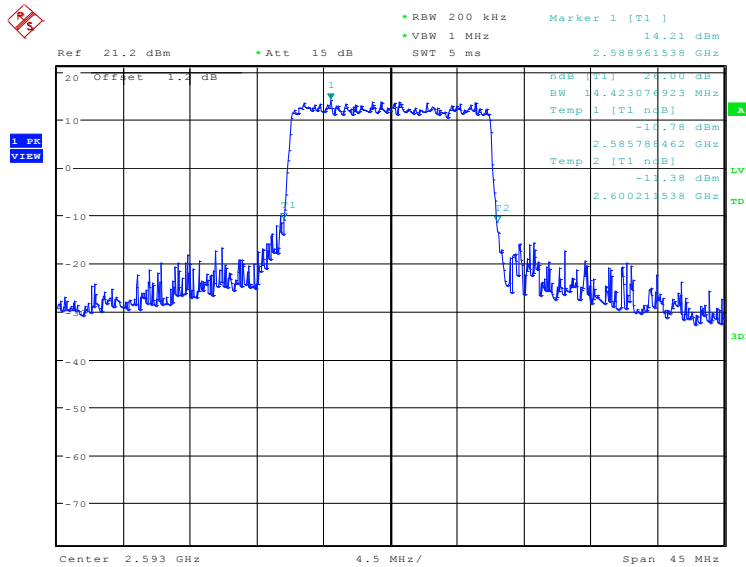
Frequency(MHz)	Emission Bandwidth (-26dBc)(kHz)	
2593.0	QPSK	16QAM
	14495.19	14423.08

LTE band 41, 15MHz Bandwidth, QPSK (-26dBc BW)



Date: 17.NOV.2022 14:23:18

LTE band 41, 15MHz Bandwidth, 16QAM (-26dBc BW)

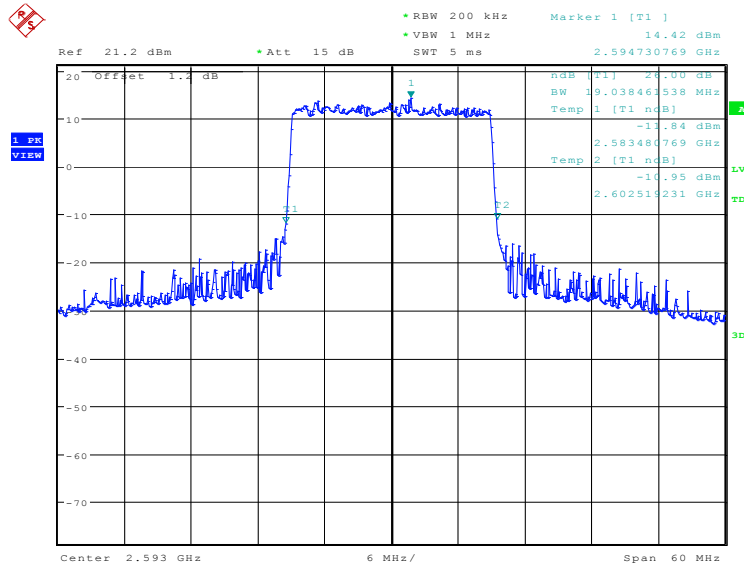


Date: 17.NOV.2022 14:23:59

LTE band 41, 20MHz (-26dBc)

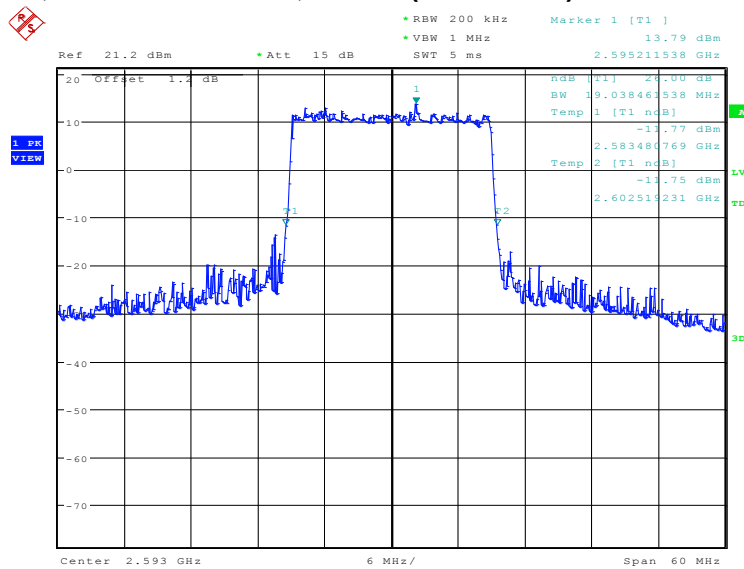
Frequency(MHz)	Emission Bandwidth (-26dBc)(kHz)	
2593.0	QPSK	16QAM
	19038.46	19038.46

LTE band 41, 20MHz Bandwidth, QPSK (-26dBc BW)



Date: 17.NOV.2022 14:24:41

LTE band 41, 20MHz Bandwidth, 16QAM (-26dBc BW)

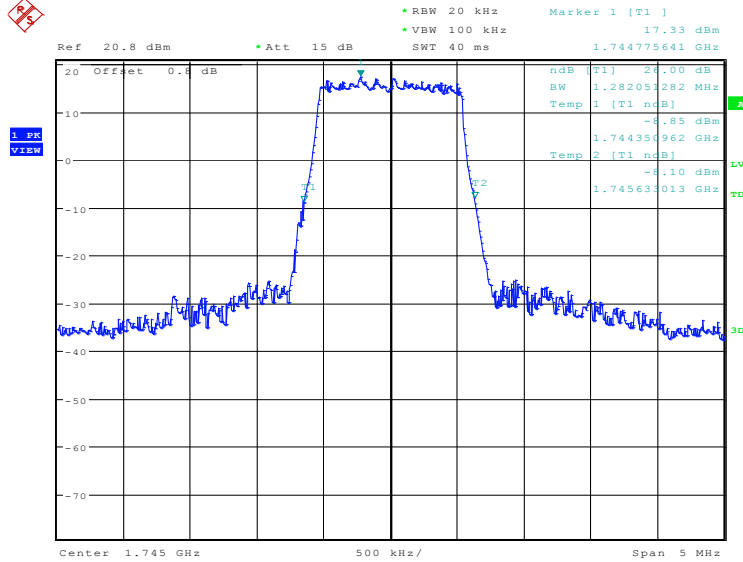


Date: 17.NOV.2022 14:25:22

LTE band 66, 1.4MHz (-26dBc)

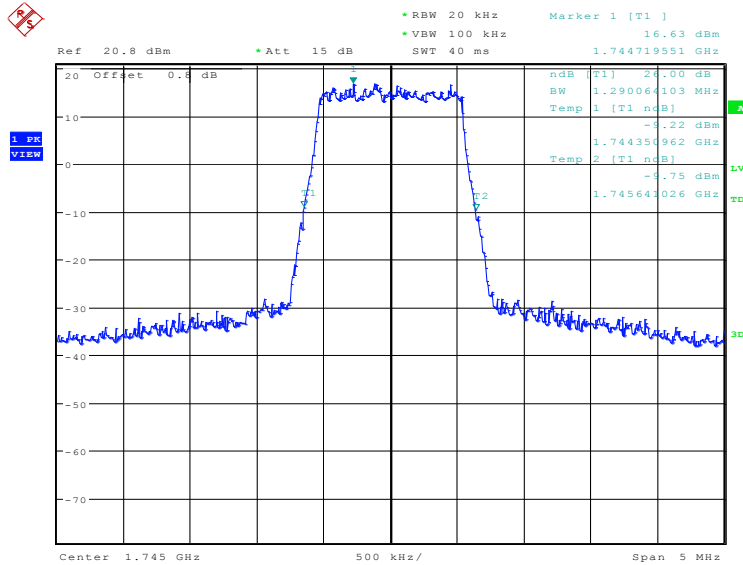
Frequency(MHz)	Emission Bandwidth (-26dBc)(kHz)	
1745.0	QPSK	16QAM
	1282.05	1290.06

LTE band 66, 1.4MHz Bandwidth, QPSK (-26dBc BW)



Date: 17.NOV.2022 14:11:30

LTE band 66, 1.4MHz Bandwidth, 16QAM (-26dBc BW)

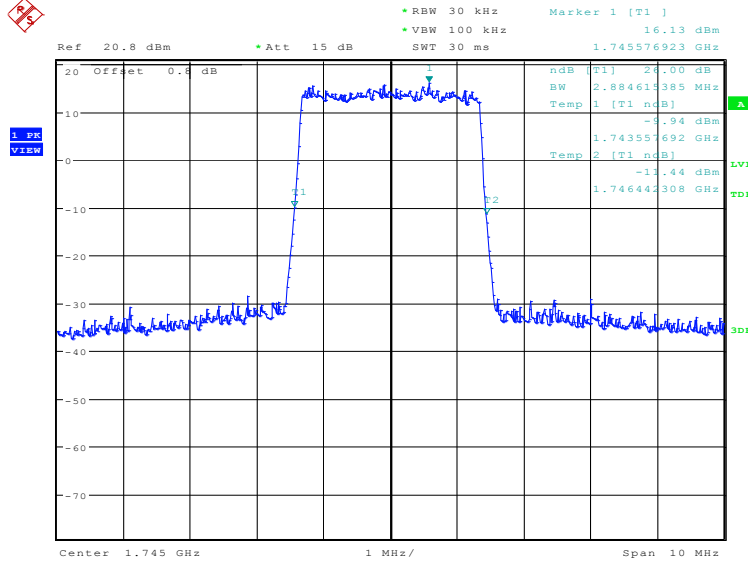


Date: 17.NOV.2022 14:12:10

LTE band 66, 3MHz (-26dBc)

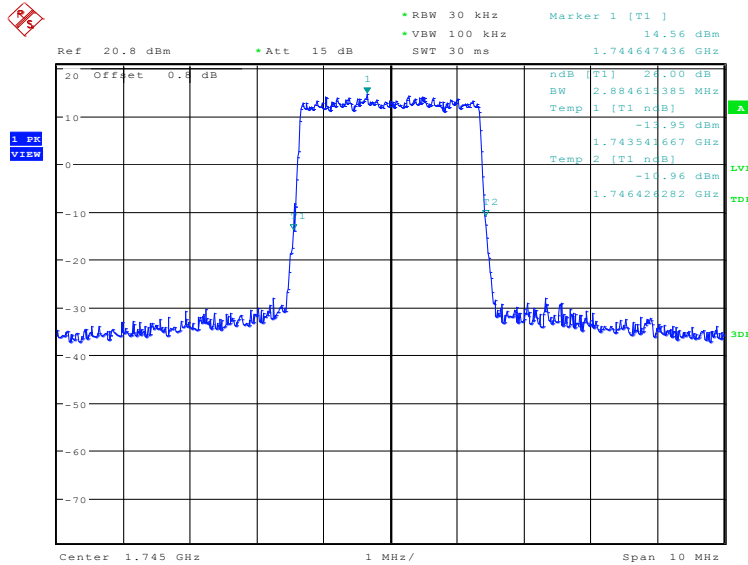
Frequency(MHz)	Emission Bandwidth (-26dBc)(kHz)	
1745.0	QPSK	16QAM
	2884.62	2884.62

LTE band 66, 3MHz Bandwidth, QPSK (-26dBc BW)



Date: 17.NOV.2022 14:12:52

LTE band 66, 3MHz Bandwidth, 16QAM (-26dBc BW)

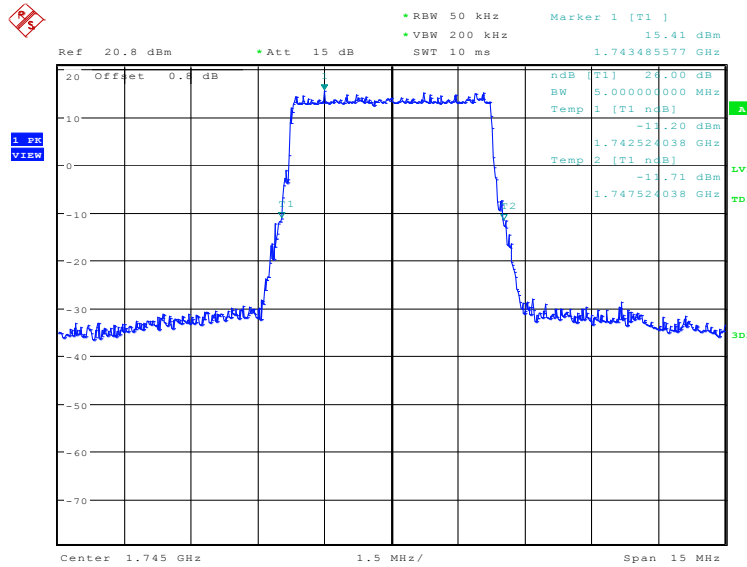


Date: 17.NOV.2022 14:13:33

LTE band 66, 5MHz (-26dBc)

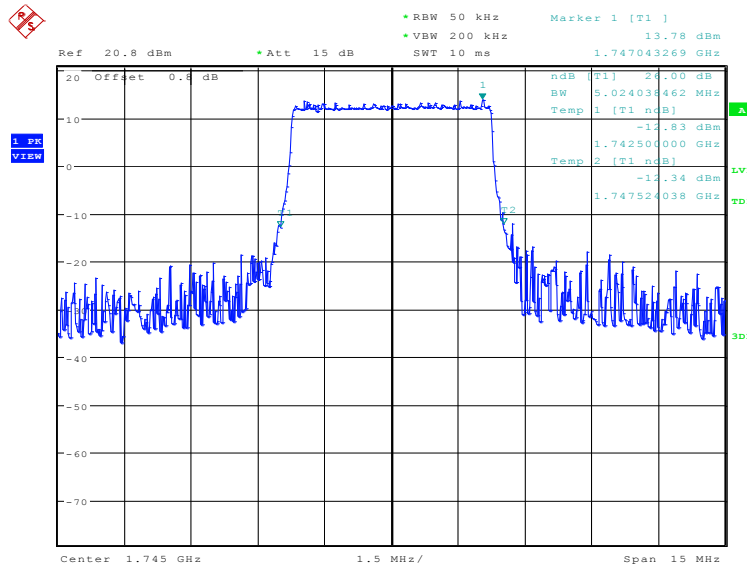
Frequency(MHz)	Emission Bandwidth (-26dBc)(kHz)	
1745.0	QPSK	16QAM
	5000.00	5024.04

LTE band 66, 5MHz Bandwidth, QPSK (-26dBc BW)



Date: 17.NOV.2022 14:14:15

LTE band 66, 5MHz Bandwidth, 16QAM (-26dBc BW)

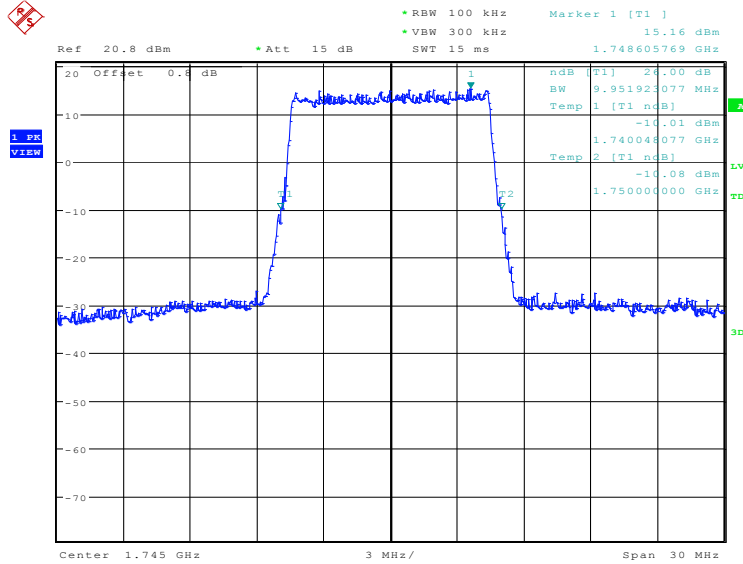


Date: 17.NOV.2022 14:14:55

LTE band 66, 10MHz (-26dBc)

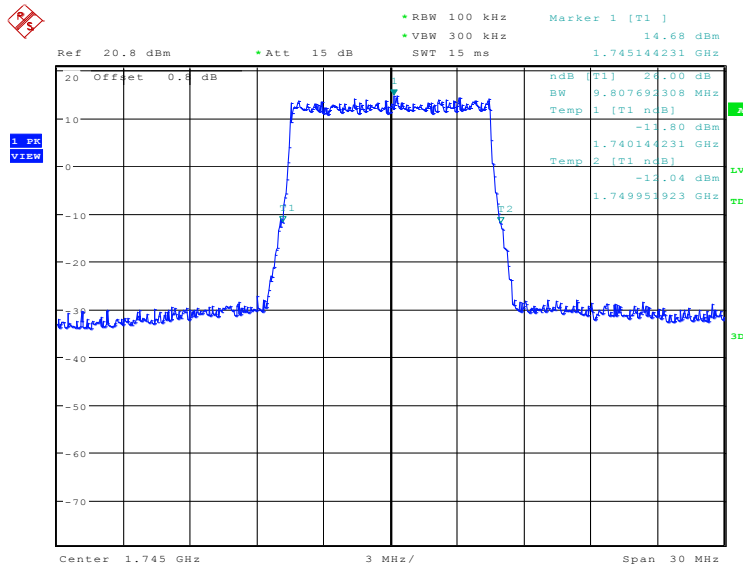
Frequency(MHz)	Emission Bandwidth (-26dBc)(kHz)	
1745.0	QPSK	16QAM
	9951.92	9807.69

LTE band 66, 10MHz Bandwidth, QPSK (-26dBc BW)



Date: 17.NOV.2022 14:15:38

LTE band 66, 10MHz Bandwidth, 16QAM (-26dBc BW)

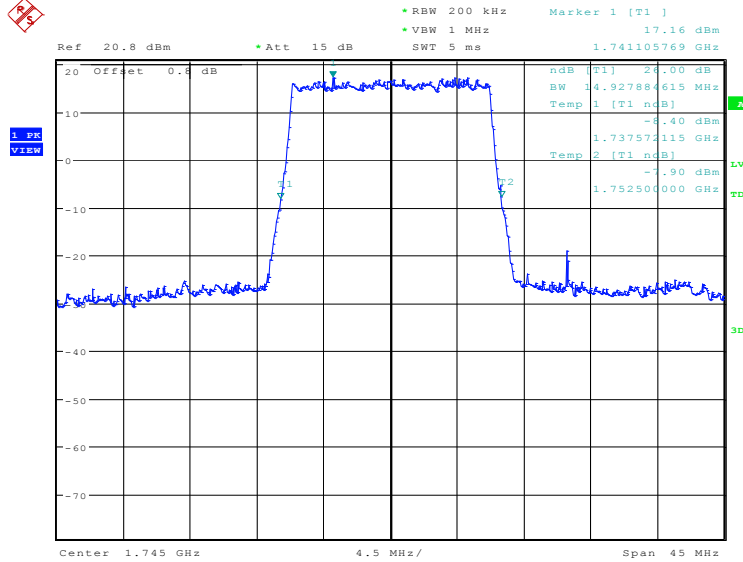


Date: 17.NOV.2022 14:16:18

LTE band 66, 15MHz (-26dBc)

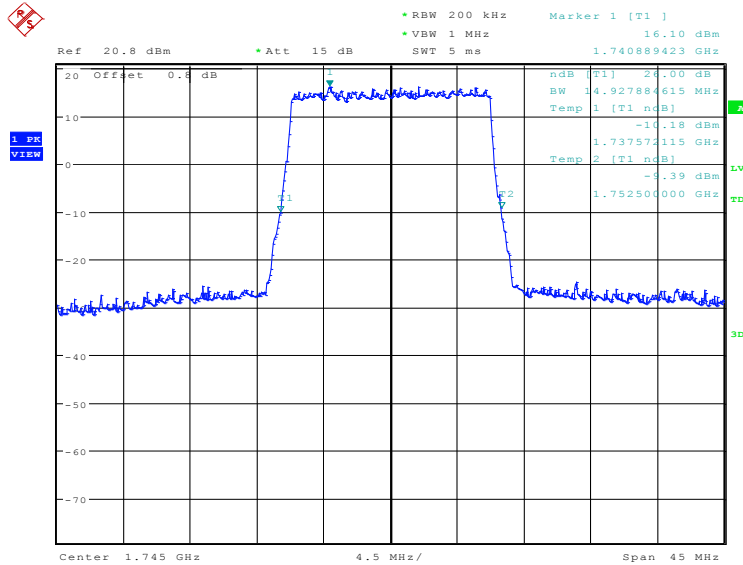
Frequency(MHz)	Emission Bandwidth (-26dBc)(kHz)	
1745.0	QPSK	16QAM
	14927.88	14927.88

LTE band 66, 15MHz Bandwidth, QPSK (-26dBc BW)



Date: 17.NOV.2022 14:17:00

LTE band 66, 15MHz Bandwidth, 16QAM (-26dBc BW)

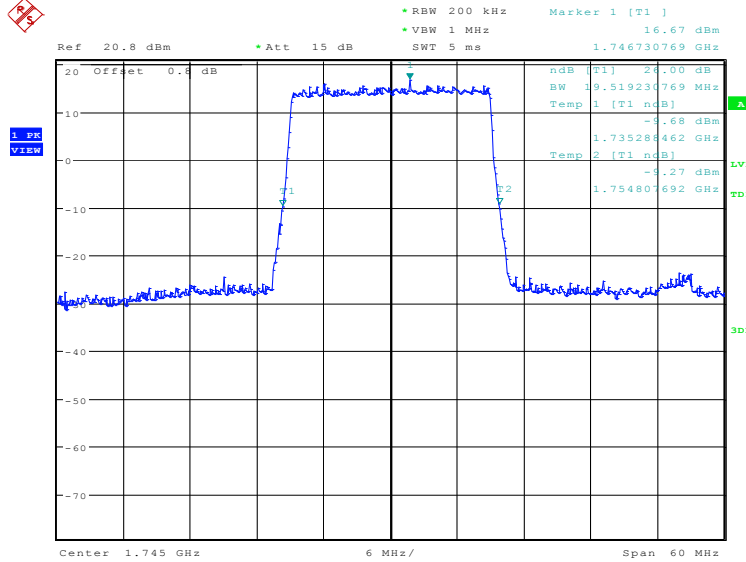


Date: 17.NOV.2022 14:17:41

LTE band 66, 20MHz (-26dBc)

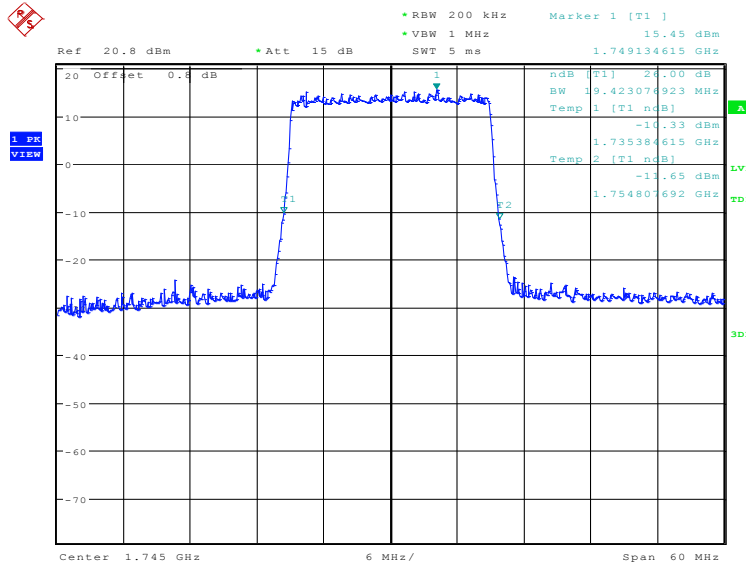
Frequency(MHz)	Emission Bandwidth (-26dBc)(kHz)	
1745.0	QPSK	16QAM
	19519.23	19423.08

LTE band 66, 20MHz Bandwidth, QPSK (-26dBc BW)



Date: 17.NOV.2022 14:18:23

LTE band 66, 20MHz Bandwidth, 16QAM (-26dBc BW)

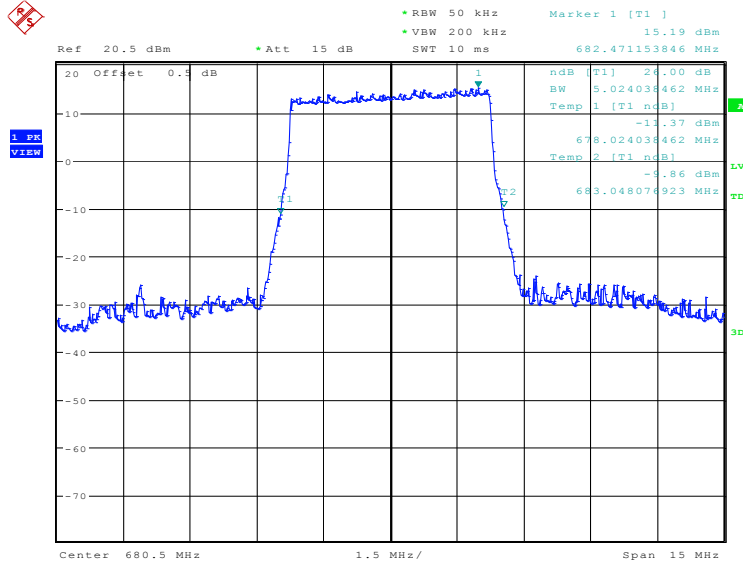


Date: 17.NOV.2022 14:19:04

LTE band 71, 5MHz (-26dBc)

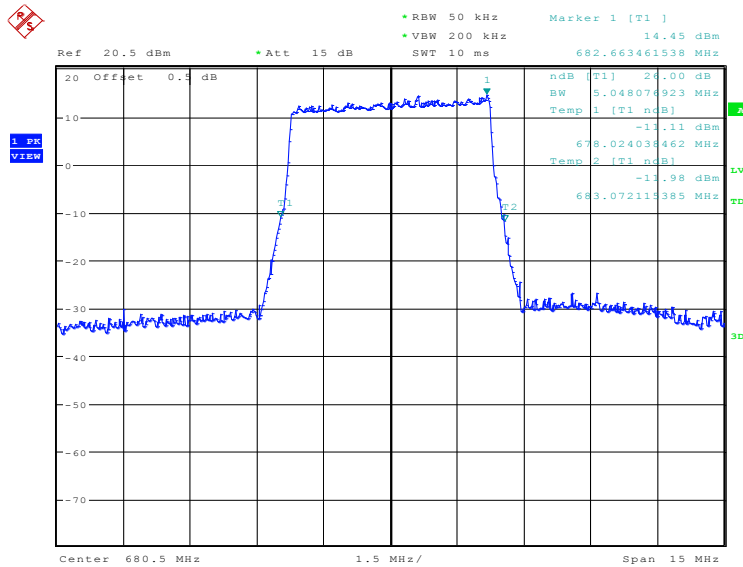
Frequency(MHz)	Emission Bandwidth (-26dBc)(kHz)	
680.5	QPSK	16QAM
	5024.04	5048.08

LTE band 71, 5MHz Bandwidth, QPSK (-26dBc BW)



Date: 17.NOV.2022 13:43:09

LTE band 71, 5MHz Bandwidth, 16QAM (-26dBc BW)

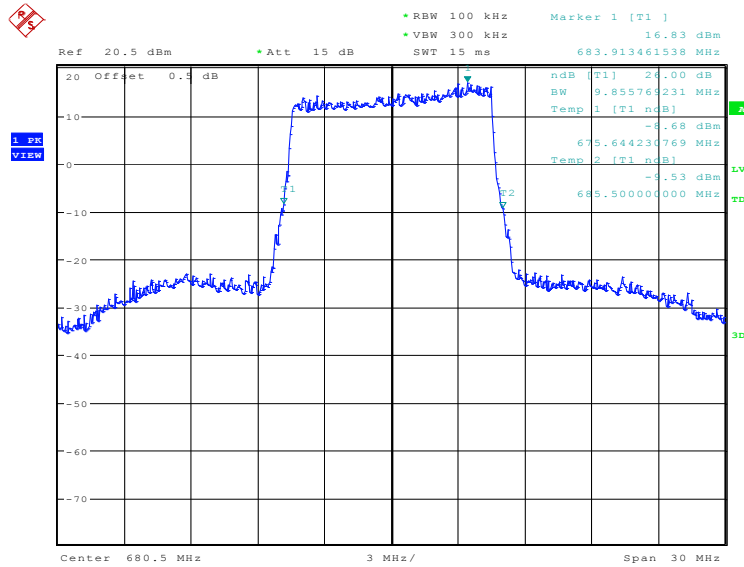


Date: 17.NOV.2022 13:43:49

LTE band 71, 10MHz (-26dBc)

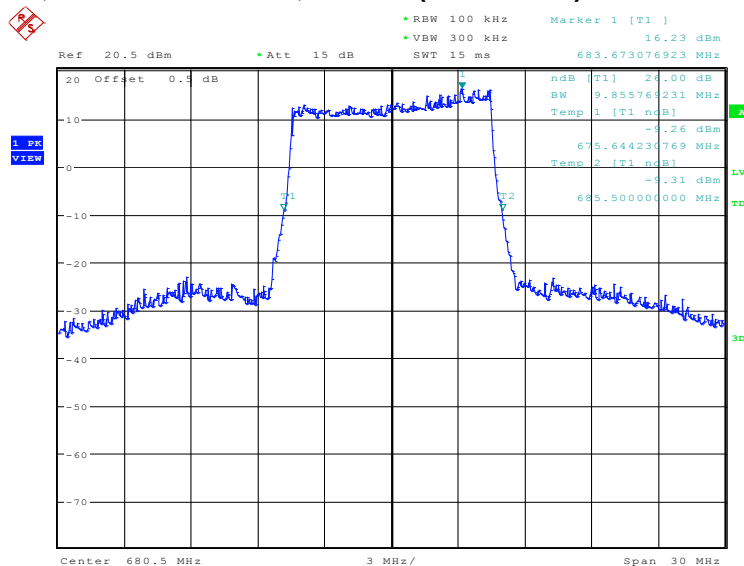
Frequency(MHz)	Emission Bandwidth (-26dBc)(kHz)	
680.5	QPSK	16QAM
	9855.77	9855.77

LTE band 71, 10MHz Bandwidth, QPSK (-26dBc BW)



Date: 17.NOV.2022 13:44:31

LTE band 71, 10MHz Bandwidth, 16QAM (-26dBc BW)

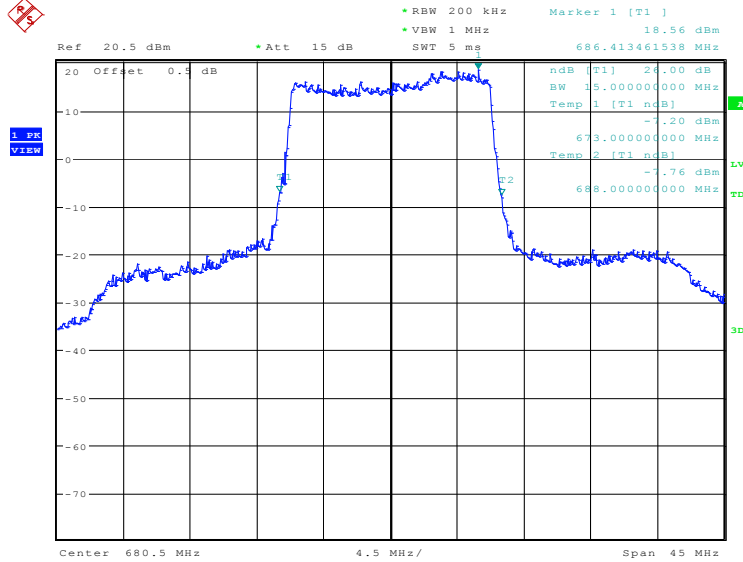


Date: 17.NOV.2022 13:45:12

LTE band 71, 15MHz (-26dBc)

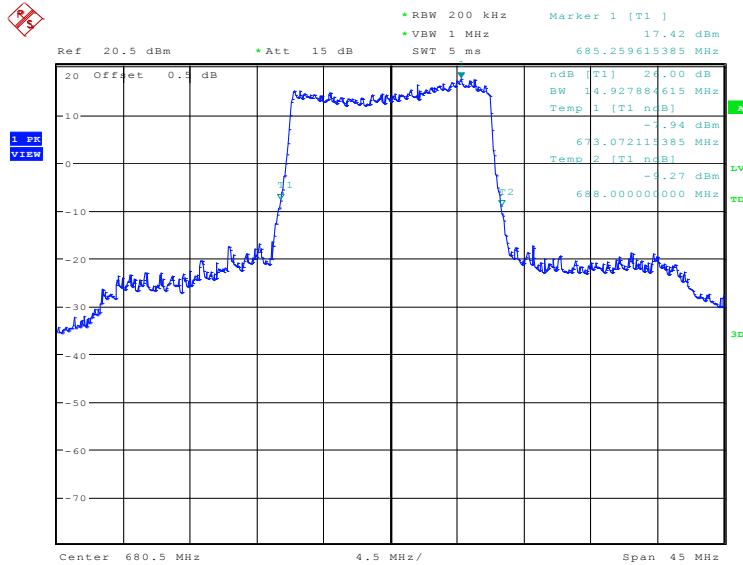
Frequency(MHz)	Emission Bandwidth (-26dBc)(kHz)	
680.5	QPSK	16QAM
	15000.00	14927.88

LTE band 71, 15MHz Bandwidth, QPSK (-26dBc BW)



Date: 17.NOV.2022 13:45:53

LTE band 71, 15MHz Bandwidth, 16QAM (-26dBc BW)

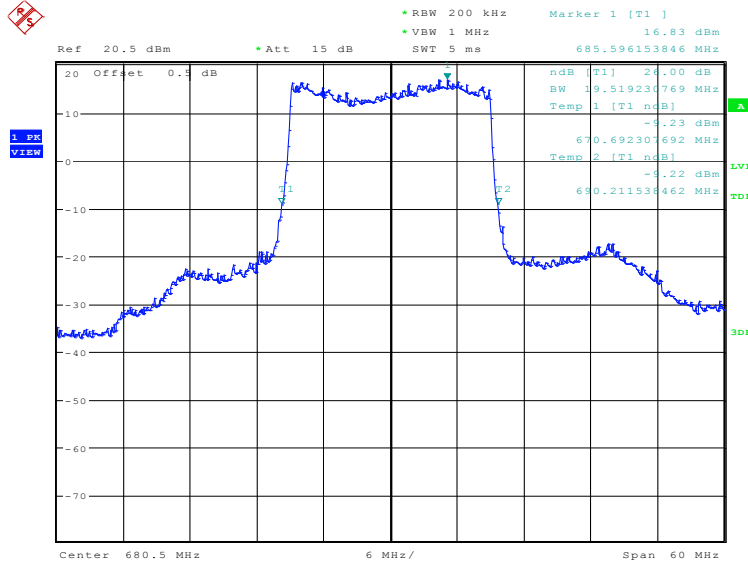


Date: 17.NOV.2022 13:46:34

LTE band 71, 20MHz (-26dBc)

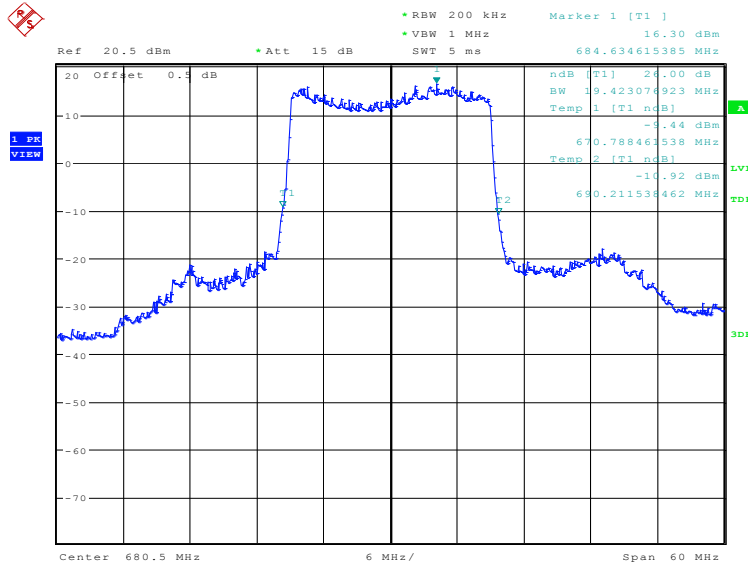
Frequency(MHz)	Emission Bandwidth (-26dBc)(kHz)	
	680.5	QPSK
	19519.23	19423.08

LTE band 71, 20MHz Bandwidth, QPSK (-26dBc BW)



Date: 17.NOV.2022 13:47:15

LTE band 71, 20MHz Bandwidth, 16QAM (-26dBc BW)

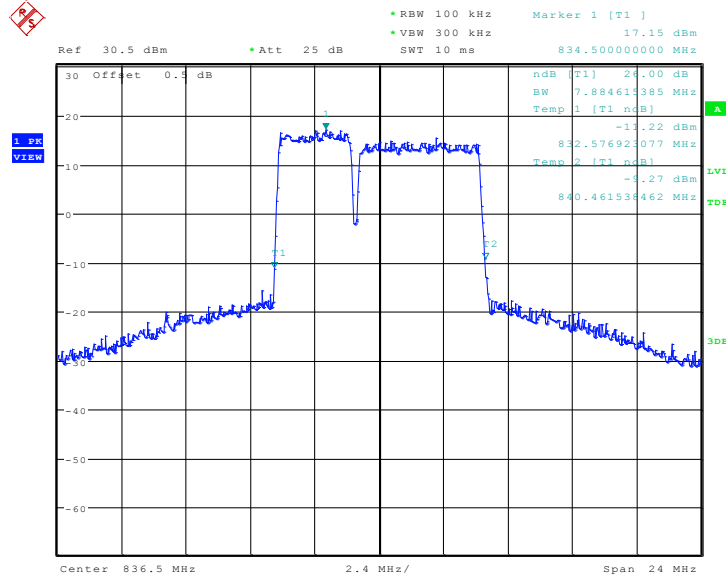


Date: 17.NOV.2022 13:47:56

LTE CA Band 5B, 3MHz+5MHz (-26dBc)

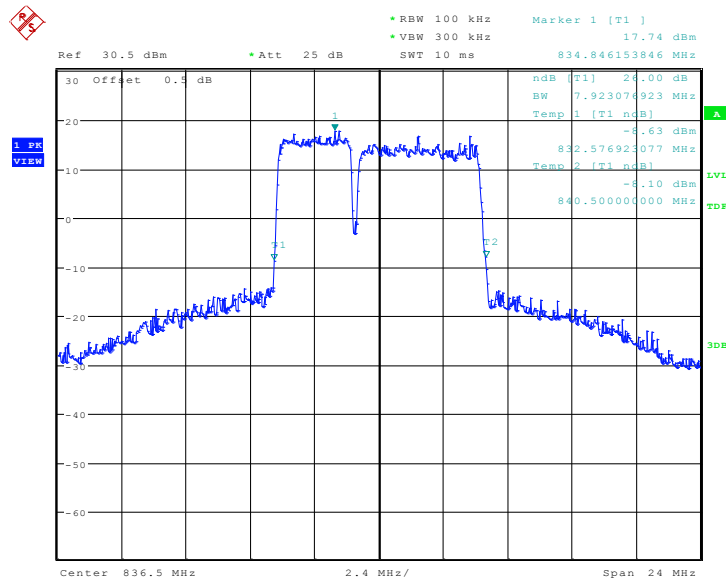
Frequency (MHz)	Emission Bandwidth (-26dBc) (MHz)	
	QPSK	16QAM
836.5	7.885	7.923

LTE CA Band 5B, 3MHz+5MHz Bandwidth, QPSK (-26dBc BW)



Date: 16.NOV.2022 17:49:29

LTE CA Band 5B, 3MHz+5MHz Bandwidth, 16QAM (-26dBc BW)

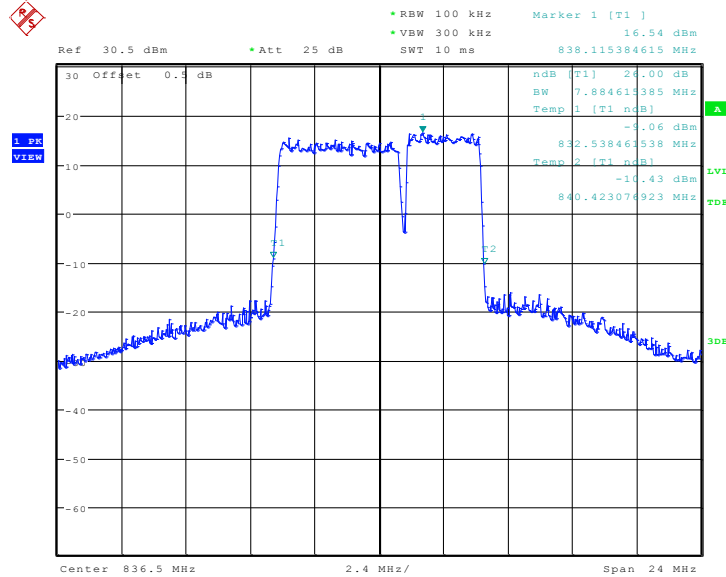


Date: 16.NOV.2022 17:49:53

LTE CA Band 5B, 5MHz+3MHz (-26dBc)

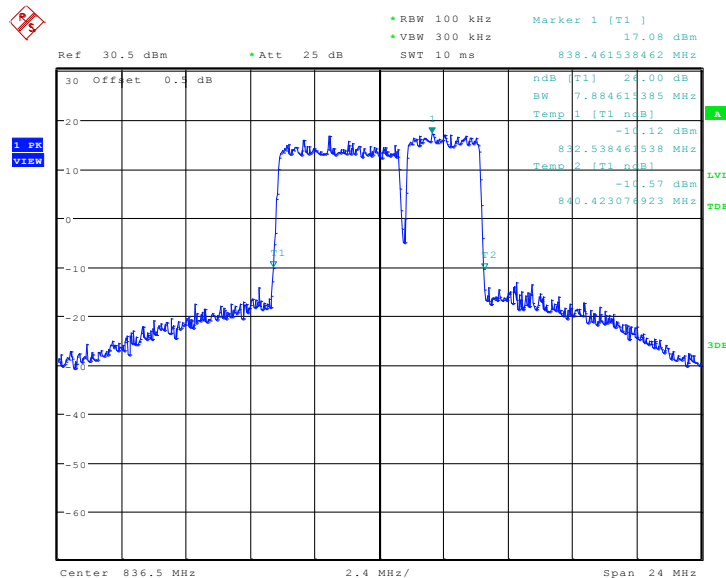
Frequency (MHz)	Emission Bandwidth (-26dBc) (MHz)	
	QPSK	16QAM
836.5	7.885	7.885

LTE CA Band 5B, 5MHz+3MHz Bandwidth, QPSK (-26dBc BW)



Date: 16.NOV.2022 17:51:20

LTE CA Band 5B, 5MHz+3MHz Bandwidth, 16QAM (-26dBc BW)

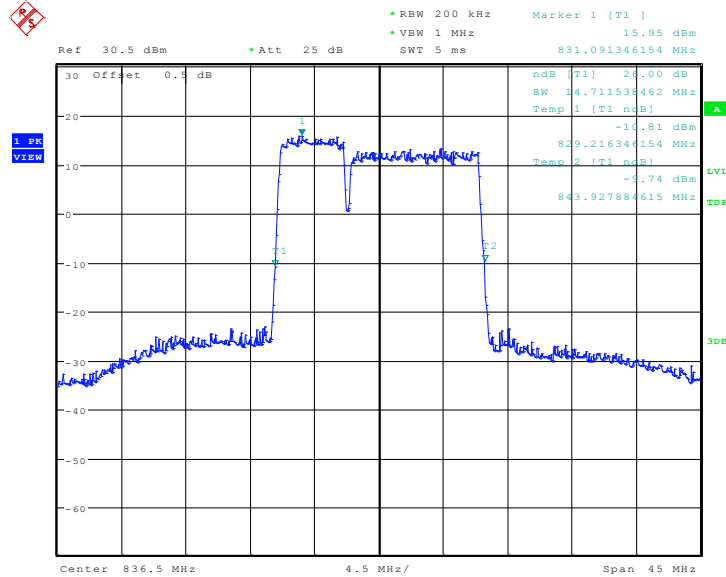


Date: 16.NOV.2022 17:51:44

LTE CA Band 5B, 5MHz+10MHz (-26dBc)

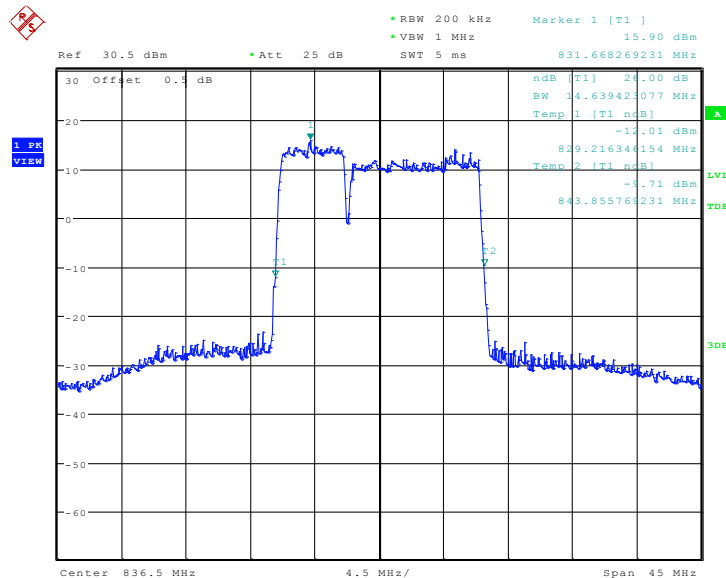
Frequency (MHz)	Emission Bandwidth (-26dBc) (MHz)	
	QPSK	16QAM
836.5	14.712	14.639

LTE CA Band 5B, 5MHz+10MHz Bandwidth, QPSK (-26dBc BW)



Date: 16.NOV.2022 17:52:36

LTE CA Band 5B, 5MHz+10MHz Bandwidth, 16QAM (-26dBc BW)

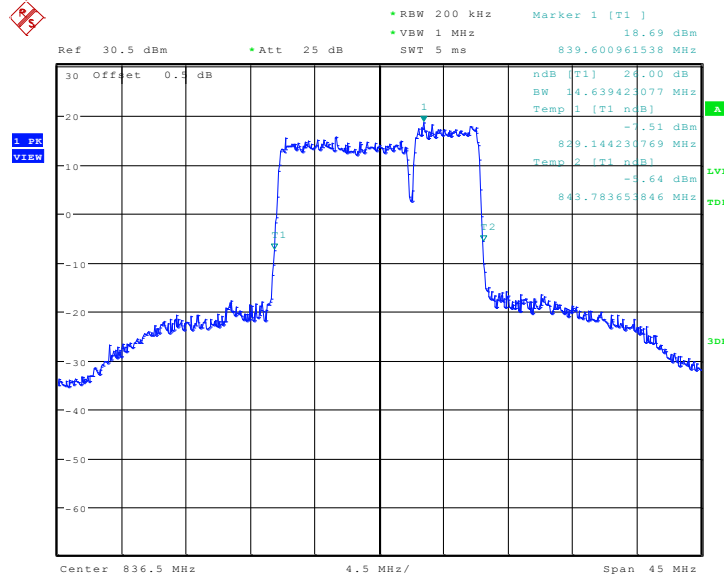


Date: 16.NOV.2022 17:53:00

LTE CA Band 5B, 10MHz+5MHz (-26dBc)

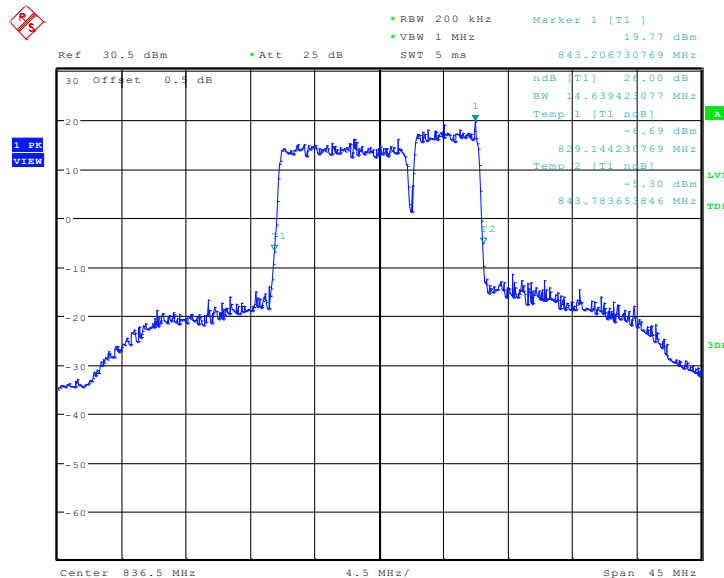
Frequency (MHz)	Emission Bandwidth (-26dBc) (MHz)	
	QPSK	16QAM
836.5	14.639	14.639

LTE CA Band 5B, 10MHz+5MHz Bandwidth, QPSK (-26dBc BW)



Date: 16.NOV.2022 17:54:27

LTE CA Band 5B, 10MHz+5MHz Bandwidth, 16QAM (-26dBc BW)

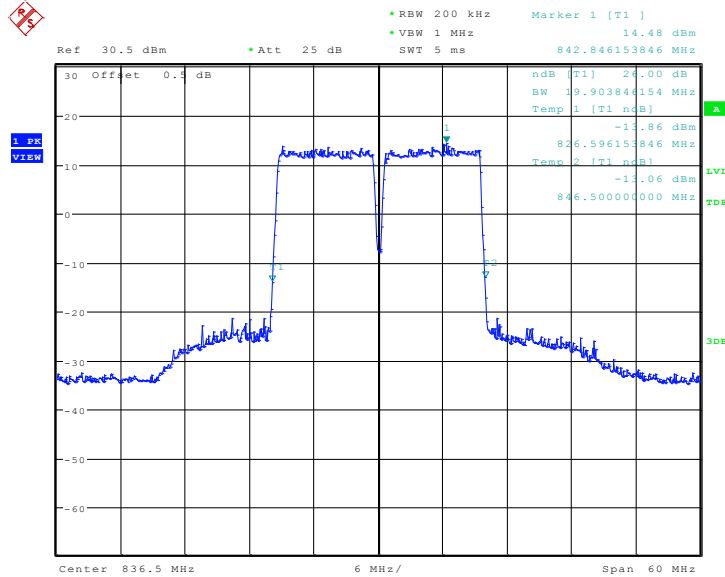


Date: 16.NOV.2022 17:54:51

LTE CA Band 5B, 10MHz+10MHz (-26dBc)

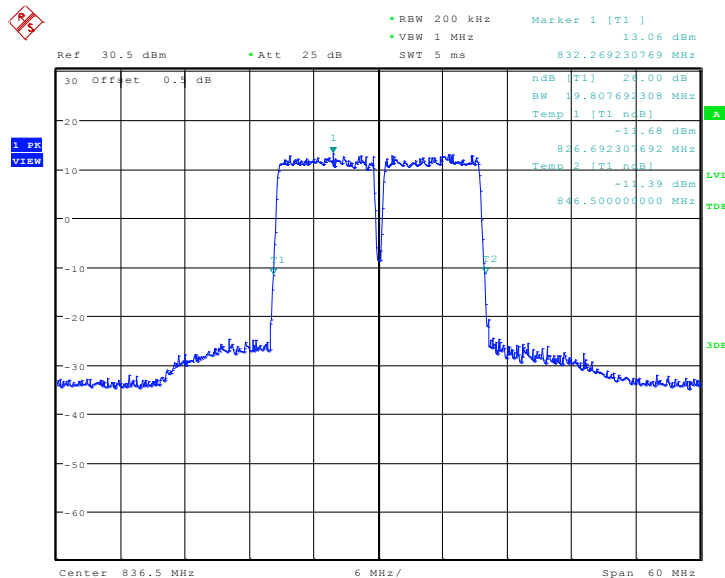
Frequency (MHz)	Emission Bandwidth (-26dBc) (MHz)	
	QPSK	16QAM
836.5	19.904	19.808

LTE CA Band 5B, 10MHz+10MHz Bandwidth, QPSK (-26dBc BW)



Date: 16.NOV.2022 17:56:16

LTE CA Band 5B, 10MHz+10MHz Bandwidth, 16QAM (-26dBc BW)

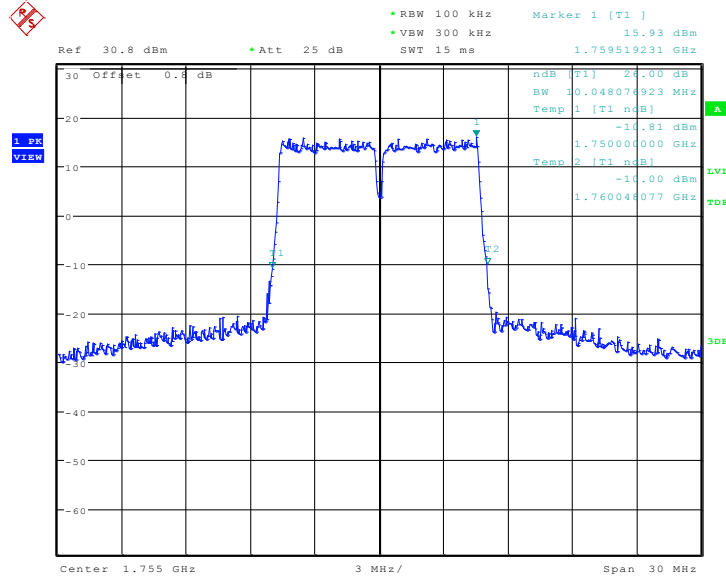


Date: 16.NOV.2022 17:56:40

LTE CA Band 66B, 5MHz+5MHz (-26dBc)

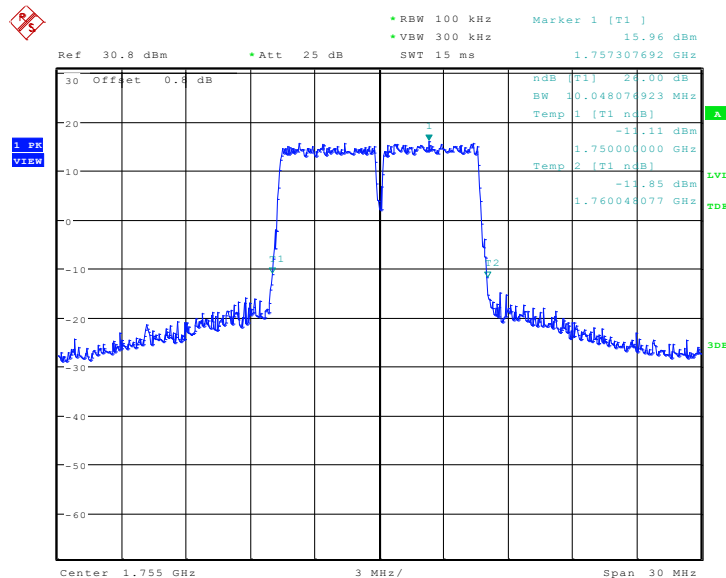
Frequency (MHz)	Emission Bandwidth (-26dBc) (MHz)	
	QPSK	16QAM
1755	10.048	10.048

LTE CA Band 66B, 5MHz+5MHz Bandwidth, QPSK (-26dBc BW)



Date: 16.NOV.2022 17:58:10

LTE CA Band 66B, 5MHz+5MHz Bandwidth, 16QAM (-26dBc BW)

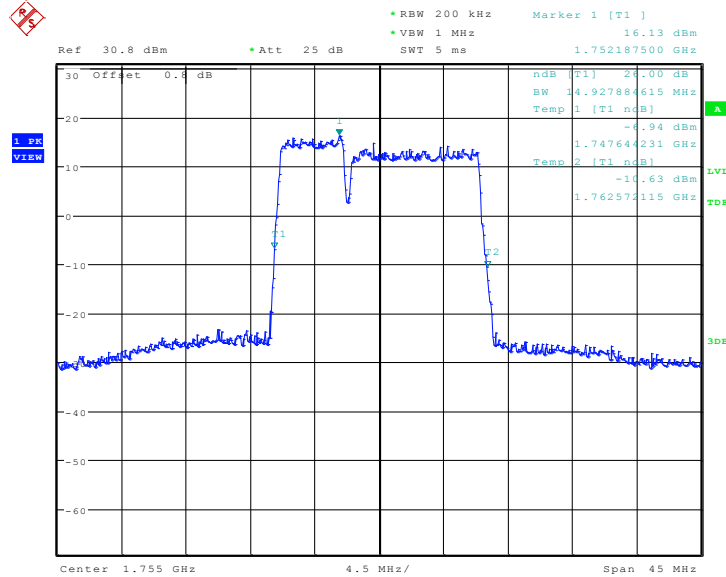


Date: 16.NOV.2022 17:58:33

LTE CA Band 66B, 5MHz+10MHz (-26dBc)

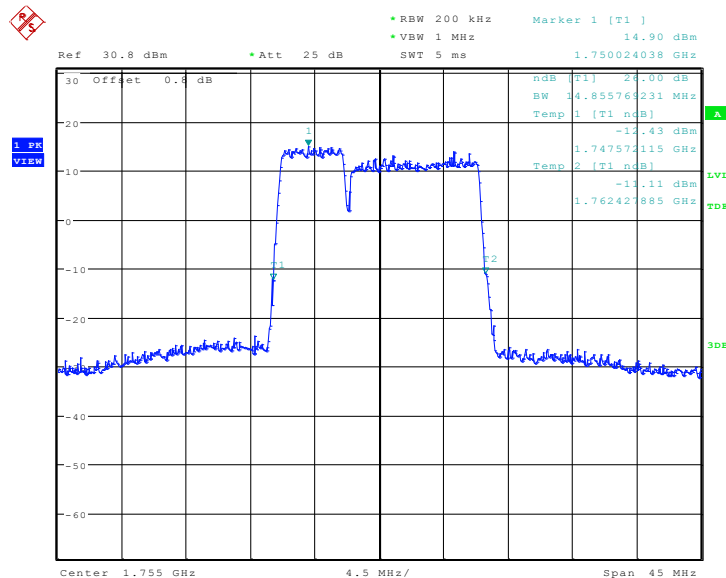
Frequency (MHz)	Emission Bandwidth (-26dBc) (MHz)	
	QPSK	16QAM
1755	14.928	14.856

LTE CA Band 66B, 5MHz+10MHz Bandwidth, QPSK (-26dBc BW)



Date: 16.NOV.2022 17:59:26

LTE CA Band 66B, 5MHz+10MHz Bandwidth, 16QAM (-26dBc BW)

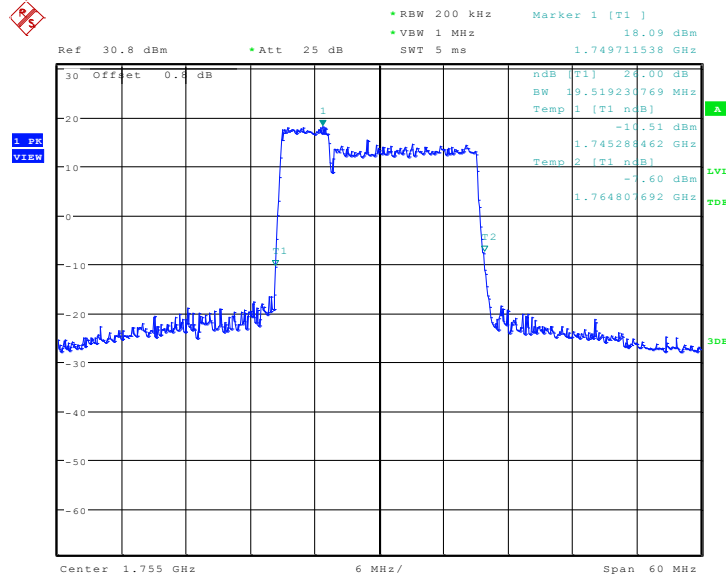


Date: 16.NOV.2022 17:59:49

LTE CA Band 66B, 5MHz+15MHz (-26dBc)

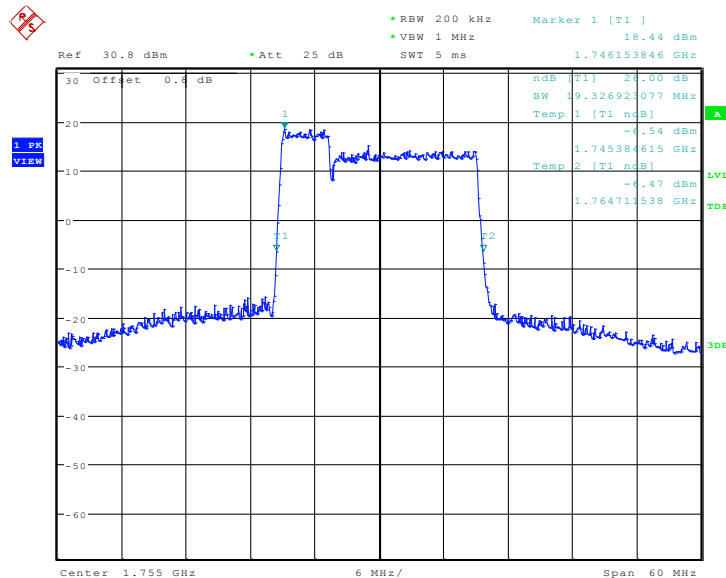
Frequency (MHz)	Emission Bandwidth (-26dBc) (MHz)	
	QPSK	16QAM
1755	19.519	19.327

LTE CA Band 66B, 5MHz+15MHz Bandwidth, QPSK (-26dBc BW)



Date: 16.NOV.2022 18:00:42

LTE CA Band 66B, 5MHz+15MHz Bandwidth, 16QAM (-26dBc BW)

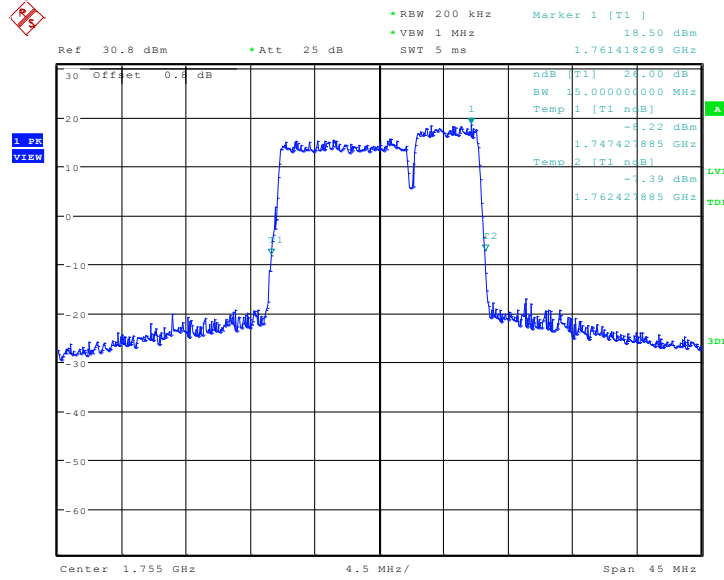


Date: 16.NOV.2022 18:01:05

LTE CA Band 66B, 10MHz+5MHz (-26dBc)

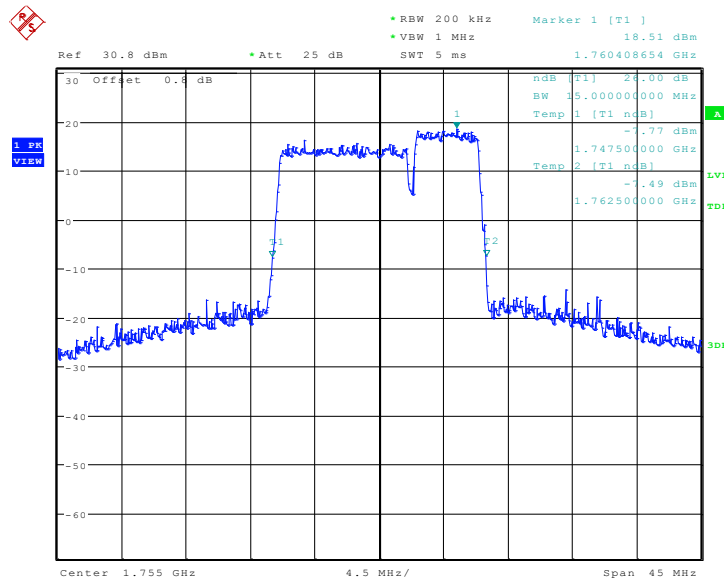
Frequency (MHz)	Emission Bandwidth (-26dBc) (MHz)	
	QPSK	16QAM
1755	15.000	15.000

LTE CA Band 66B, 10MHz+5MHz Bandwidth, QPSK (-26dBc BW)



Date: 16.NOV.2022 18:02:33

LTE CA Band 66B, 10MHz+5MHz Bandwidth, 16QAM (-26dBc BW)

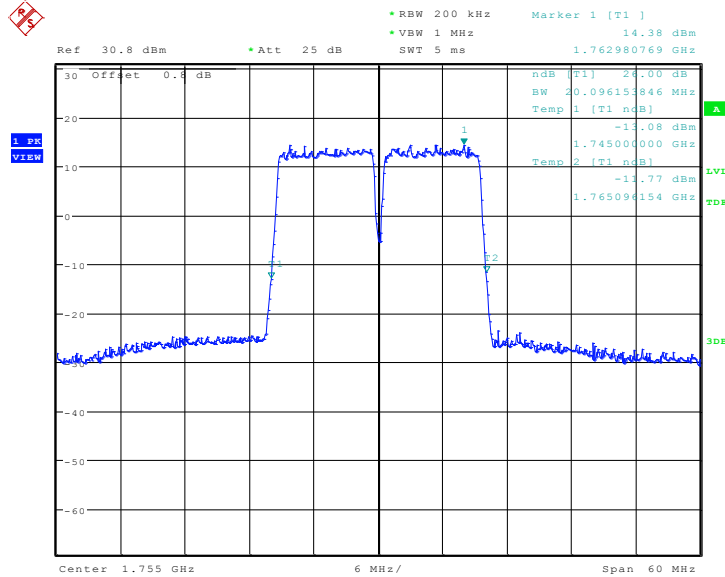


Date: 16.NOV.2022 18:02:56

LTE CA Band 66B, 10MHz+10MHz (-26dBc)

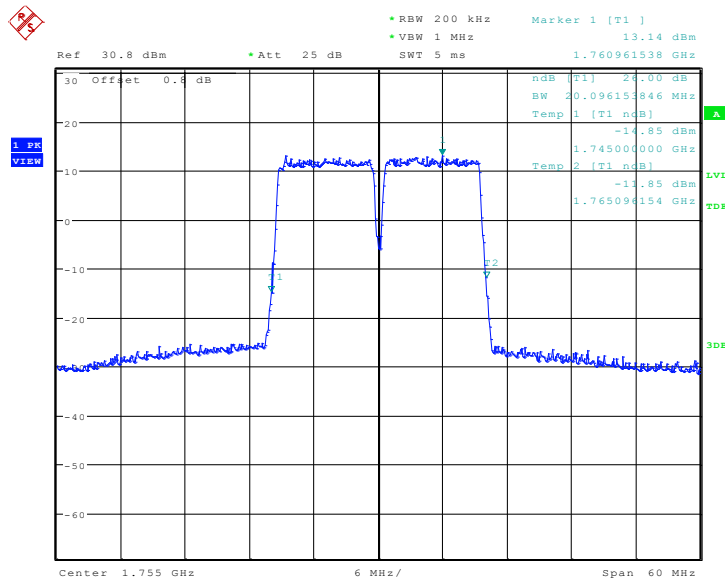
Frequency (MHz)	Emission Bandwidth (-26dBc) (MHz)	
	QPSK	16QAM
1755	20.096	20.096

LTE CA Band 66B, 10MHz+10MHz Bandwidth, QPSK (-26dBc BW)



Date: 16.NOV.2022 18:03:49

LTE CA Band 66B, 10MHz+10MHz Bandwidth, 16QAM (-26dBc BW)

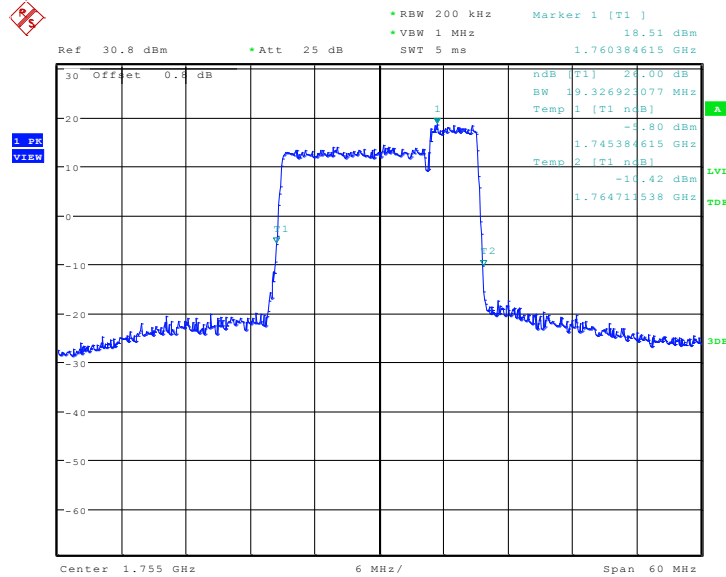


Date: 16.NOV.2022 18:04:12

LTE CA Band 66B, 15MHz+5MHz (-26dBc)

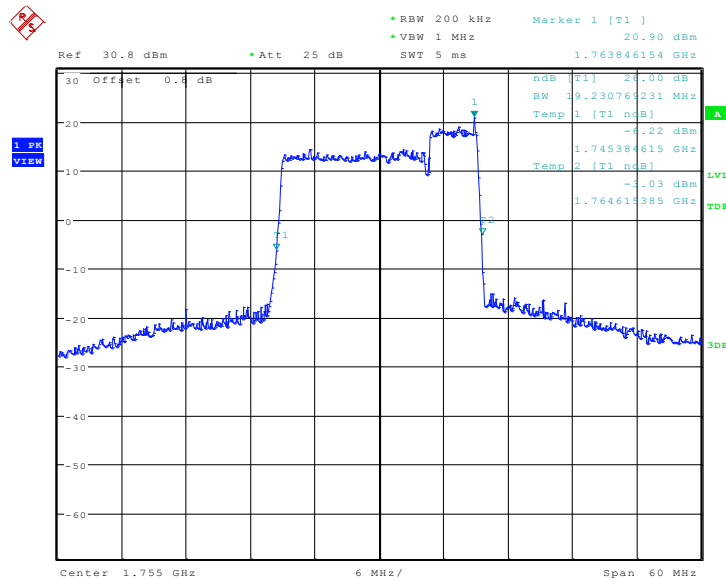
Frequency (MHz)	Emission Bandwidth (-26dBc) (MHz)	
	QPSK	16QAM
1755	19.327	19.231

LTE CA Band 66B, 15MHz+5MHz Bandwidth, QPSK (-26dBc BW)



Date: 16.NOV.2022 18:05:40

LTE CA Band 66B, 15MHz+5MHz Bandwidth, 16QAM (-26dBc BW)

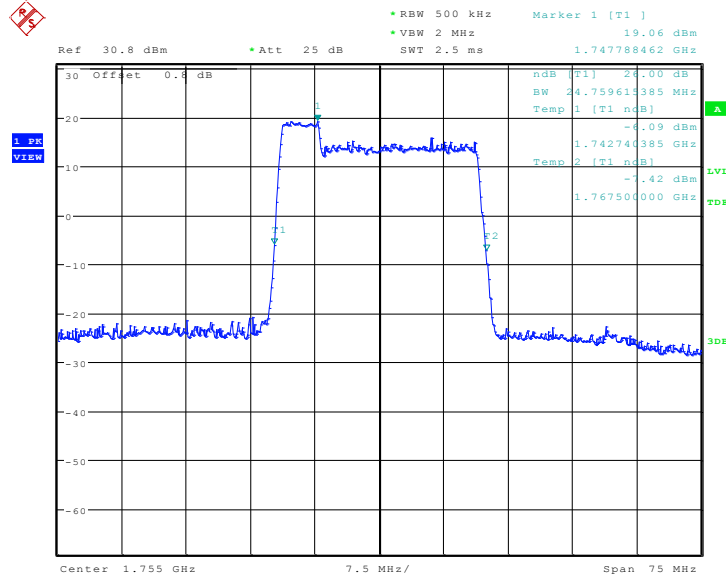


Date: 16.NOV.2022 18:06:04

LTE CA Band 66C, 5MHz+20MHz (-26dBc)

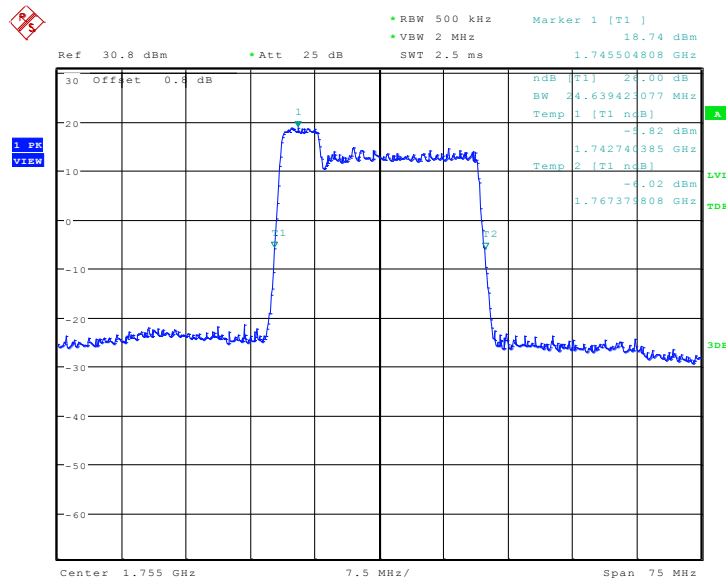
Frequency (MHz)	Emission Bandwidth (-26dBc) (MHz)	
	QPSK	16QAM
1755	24.760	24.639

LTE CA Band 66C, 5MHz+20MHz Bandwidth, QPSK (-26dBc BW)



Date: 16.NOV.2022 18:06:58

LTE CA Band 66C, 5MHz+20MHz Bandwidth, 16QAM (-26dBc BW)

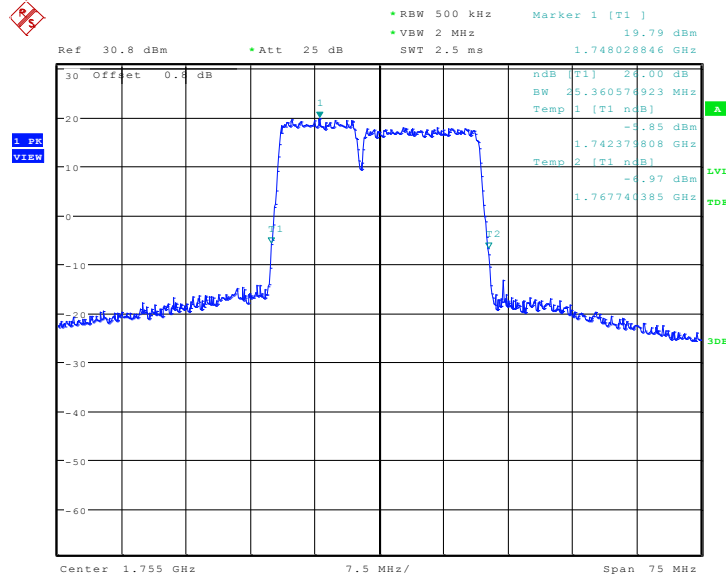


Date: 16.NOV.2022 18:07:25

LTE CA Band 66C, 10MHz+15MHz (-26dBc)

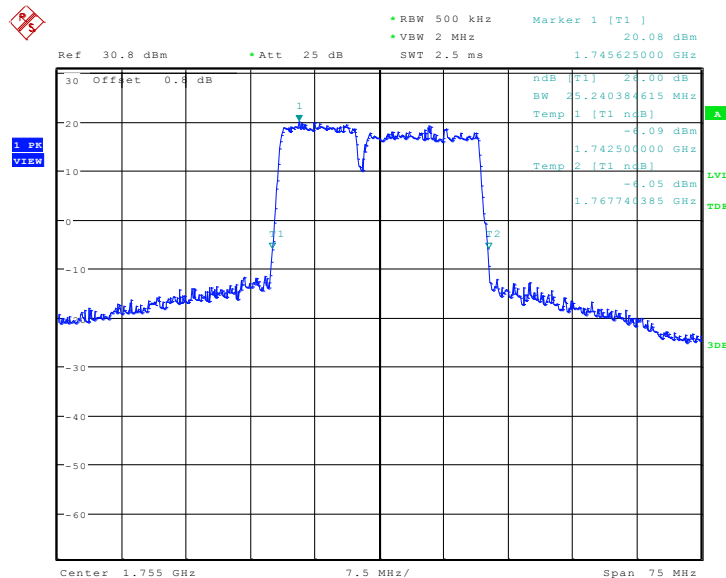
Frequency (MHz)	Emission Bandwidth (-26dBc) (MHz)	
	QPSK	16QAM
1755	25.361	25.240

LTE CA Band 66C, 10MHz+15MHz Bandwidth, QPSK (-26dBc BW)



Date: 16.NOV.2022 18:08:19

LTE CA Band 66C, 10MHz+15MHz Bandwidth, 16QAM (-26dBc BW)

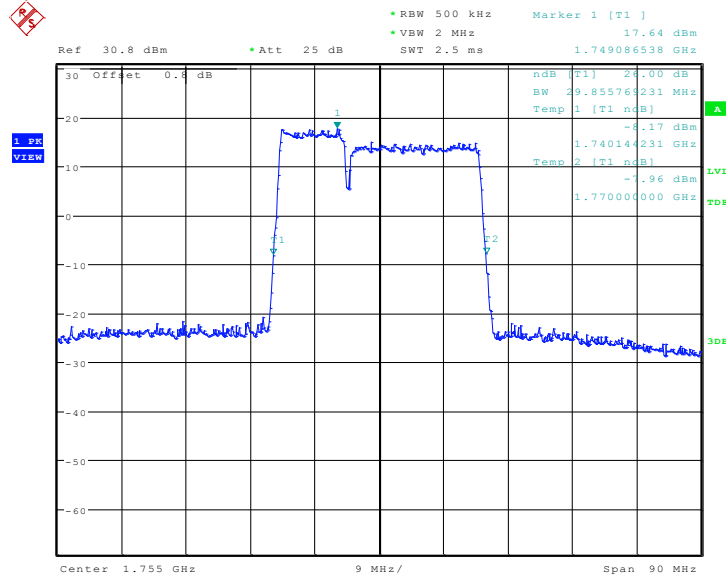


Date: 16.NOV.2022 18:08:43

LTE CA Band 66C, 10MHz+20MHz (-26dBc)

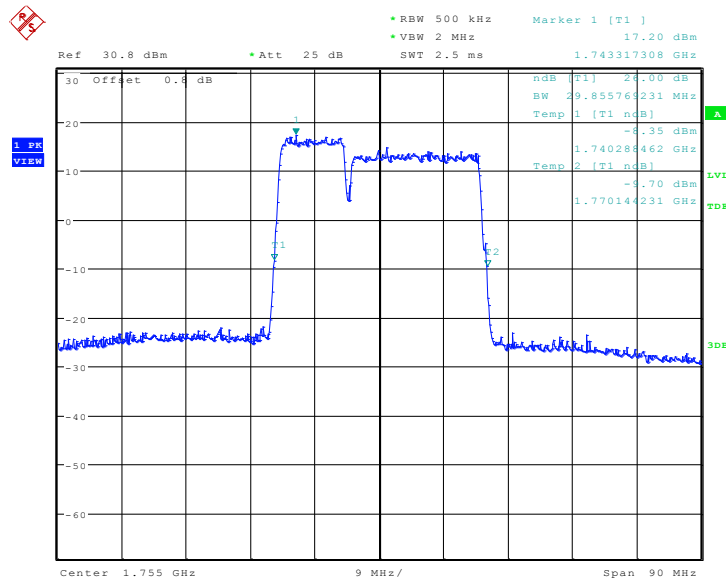
Frequency (MHz)	Emission Bandwidth (-26dBc) (MHz)	
	QPSK	16QAM
1755	29.856	29.856

LTE CA Band 66C, 10MHz+20MHz Bandwidth, QPSK (-26dBc BW)



Date: 16.NOV.2022 18:09:35

LTE CA Band 66C, 10MHz+20MHz Bandwidth, 16QAM (-26dBc BW)

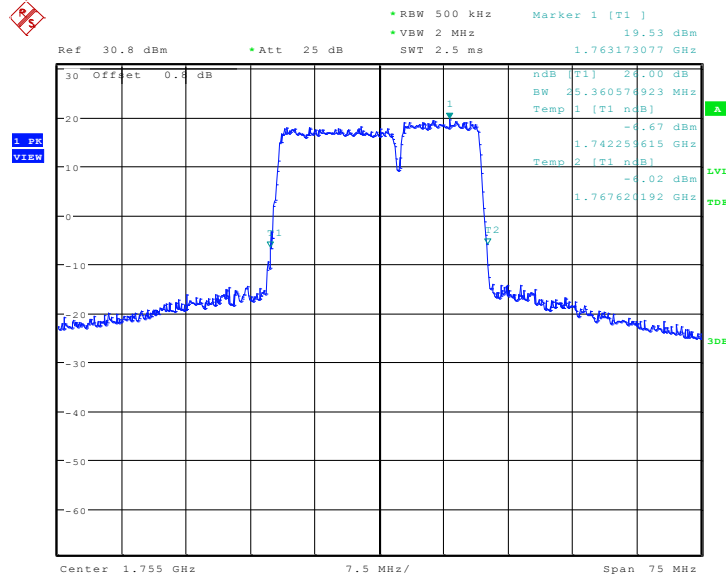


Date: 16.NOV.2022 18:09:59

LTE CA Band 66C, 15MHz+10MHz (-26dBc)

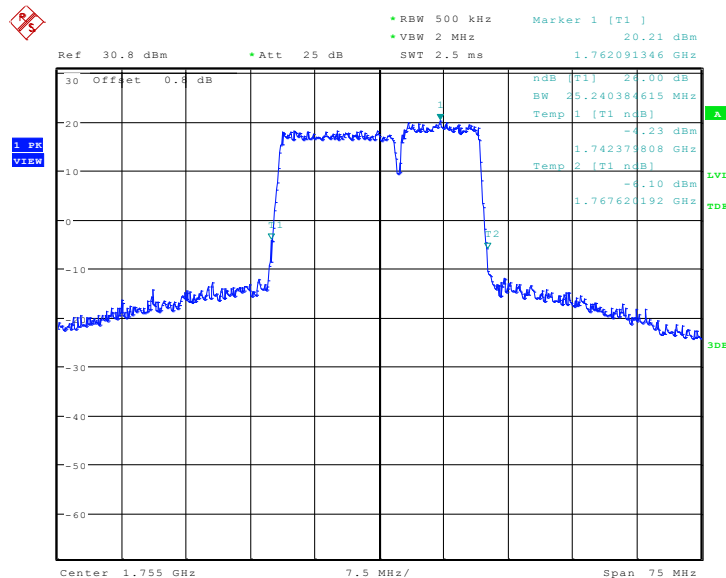
Frequency (MHz)	Emission Bandwidth (-26dBc) (MHz)	
	QPSK	16QAM
1755	25.361	25.240

LTE CA Band 66C, 15MHz+10MHz Bandwidth, QPSK (-26dBc BW)



Date: 16.NOV.2022 18:11:27

LTE CA Band 66C, 15MHz+10MHz Bandwidth, 16QAM (-26dBc BW)

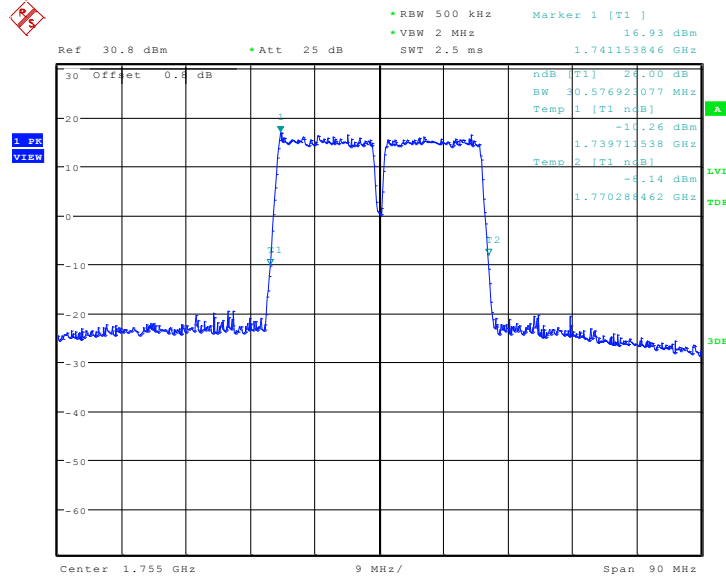


Date: 16.NOV.2022 18:11:50

LTE CA Band 66C, 15MHz+15MHz (-26dBc)

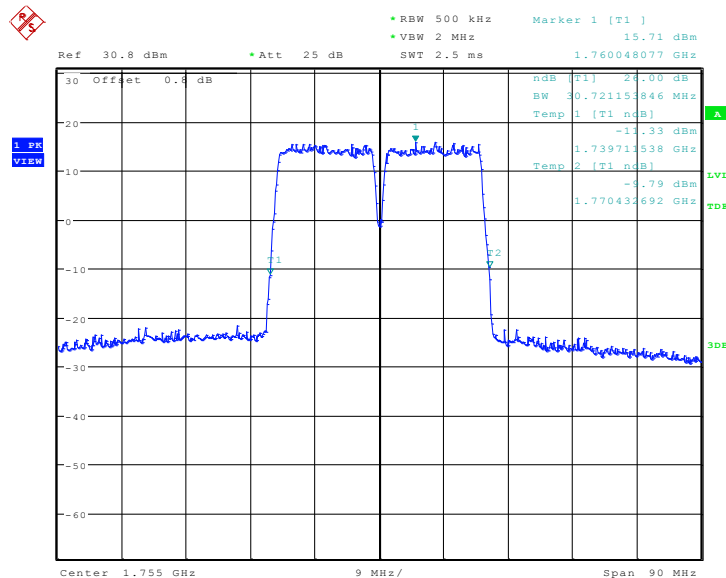
Frequency (MHz)	Emission Bandwidth (-26dBc) (MHz)	
	QPSK	16QAM
1755	30.577	30.721

LTE CA Band 66C, 15MHz+15MHz Bandwidth, QPSK (-26dBc BW)



Date: 16.NOV.2022 18:12:43

LTE CA Band 66C, 15MHz+15MHz Bandwidth, 16QAM (-26dBc BW)

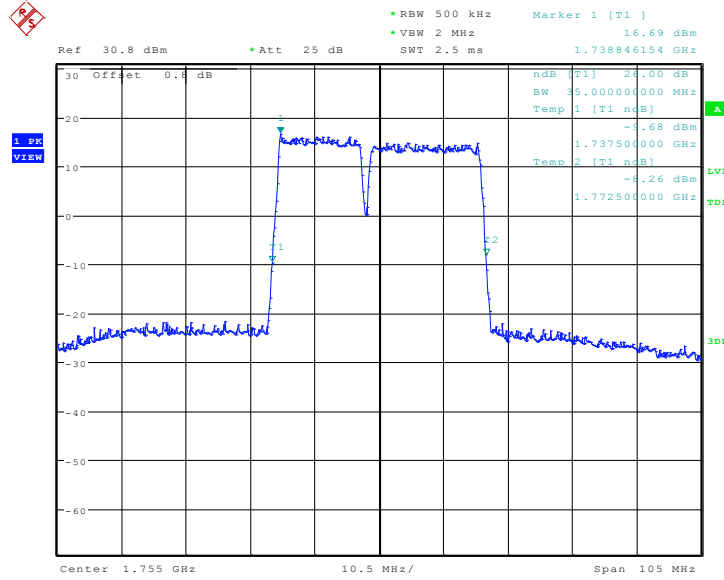


Date: 16.NOV.2022 18:13:06

LTE CA Band 66C, 15MHz+20MHz (-26dBc)

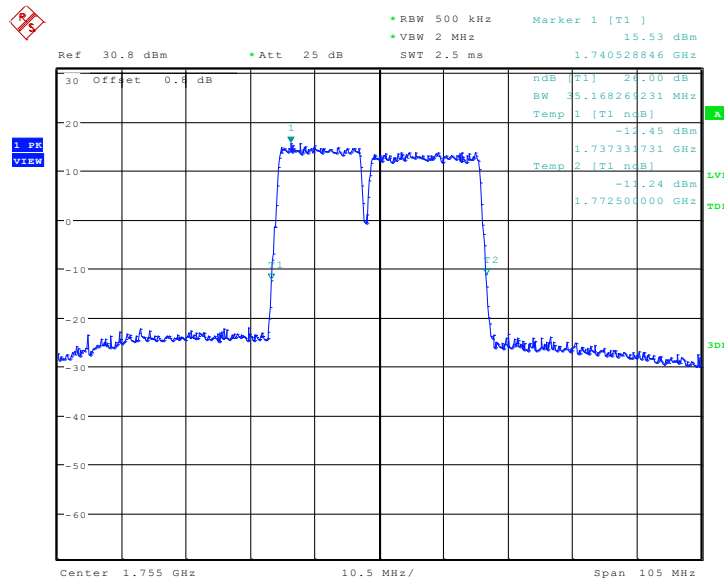
Frequency (MHz)	Emission Bandwidth (-26dBc) (MHz)	
	QPSK	16QAM
1755	35.000	35.168

LTE CA Band 66C, 15MHz+20MHz Bandwidth, QPSK (-26dBc BW)



Date: 16.NOV.2022 18:13:59

LTE CA Band 66C, 15MHz+20MHz Bandwidth, 16QAM (-26dBc BW)

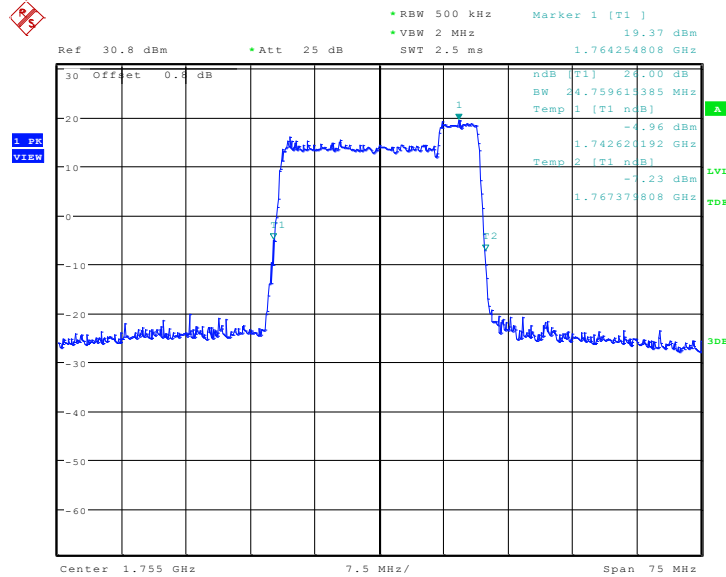


Date: 16.NOV.2022 18:14:26

LTE CA Band 66C, 20MHz+5MHz (-26dBc)

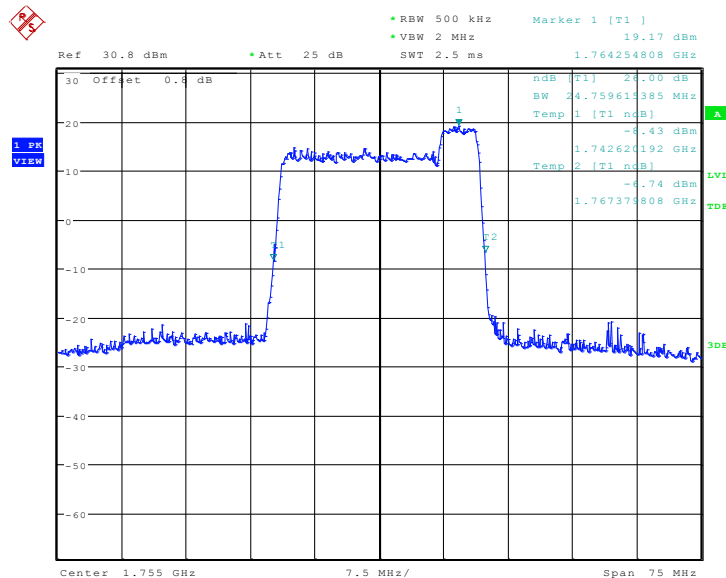
Frequency (MHz)	Emission Bandwidth (-26dBc) (MHz)	
	QPSK	16QAM
1755	24.760	24.760

LTE CA Band 66C, 20MHz+5MHz Bandwidth, QPSK (-26dBc BW)



Date: 16.NOV.2022 18:15:53

LTE CA Band 66C, 20MHz+5MHz Bandwidth, 16QAM (-26dBc BW)

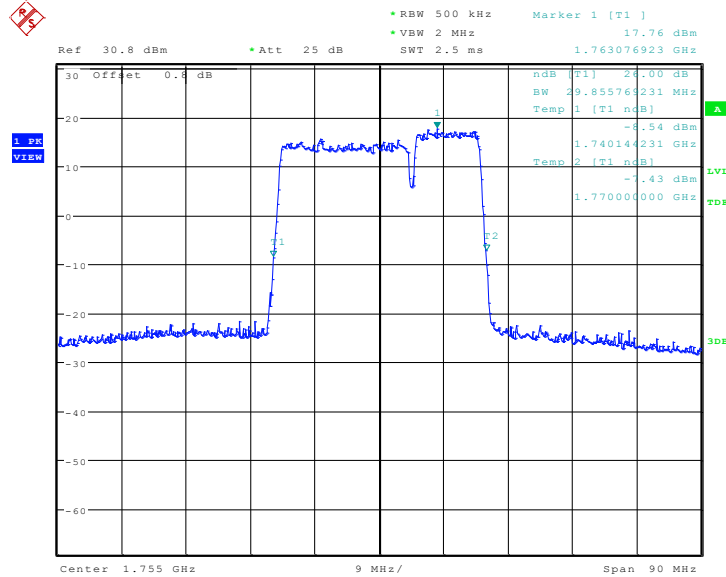


Date: 16.NOV.2022 18:16:16

LTE CA Band 66C, 20MHz+10MHz (-26dBc)

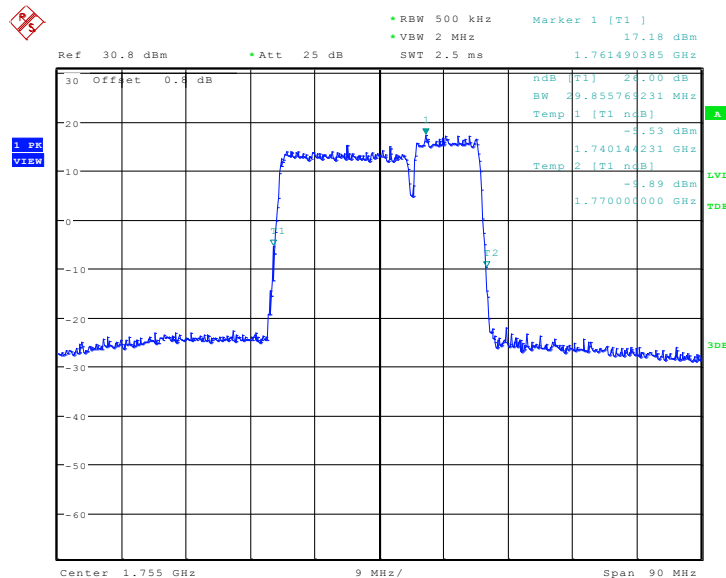
Frequency (MHz)	Emission Bandwidth (-26dBc) (MHz)	
	QPSK	16QAM
1755	29.856	29.856

LTE CA Band 66C, 20MHz+10MHz Bandwidth, QPSK (-26dBc BW)



Date: 16.NOV.2022 18:17:09

LTE CA Band 66C, 20MHz+10MHz Bandwidth, 16QAM (-26dBc BW)

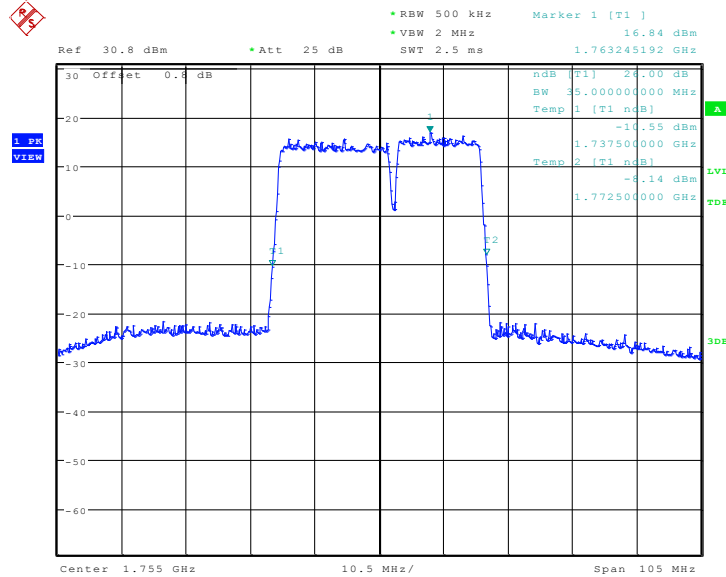


Date: 16.NOV.2022 18:17:33

LTE CA Band 66C, 20MHz+15MHz (-26dBc)

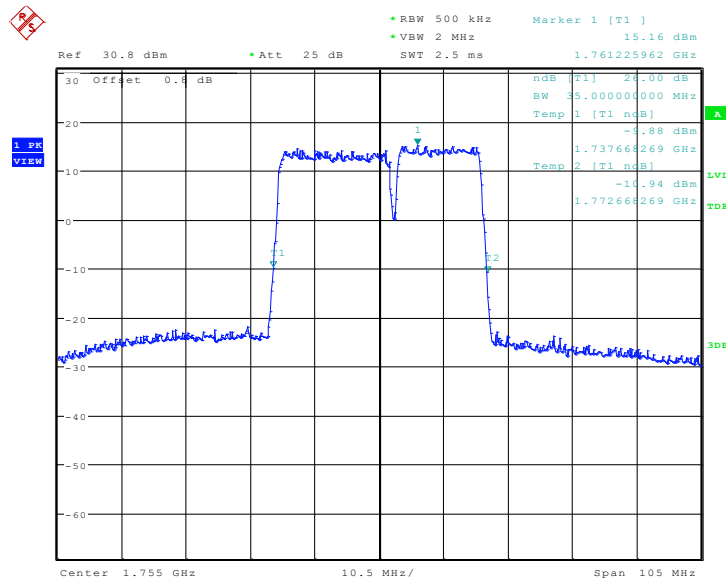
Frequency (MHz)	Emission Bandwidth (-26dBc) (MHz)	
	QPSK	16QAM
1755	35.000	35.000

LTE CA Band 66C, 20MHz+15MHz Bandwidth, QPSK (-26dBc BW)



Date: 16.NOV.2022 18:18:25

LTE CA Band 66C, 20MHz+15MHz Bandwidth, 16QAM (-26dBc BW)

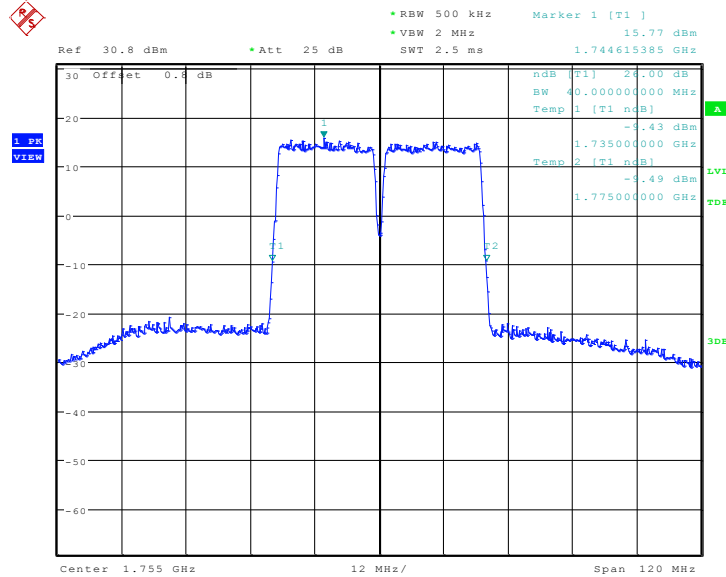


Date: 16.NOV.2022 18:18:49

LTE CA Band 66C, 20MHz+20MHz (-26dBc)

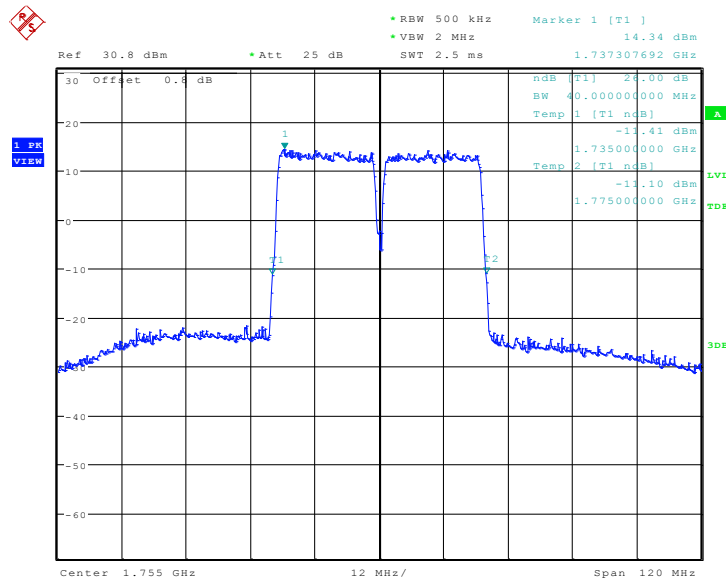
Frequency (MHz)	Emission Bandwidth (-26dBc) (MHz)	
	QPSK	16QAM
1755	40.000	40.000

LTE CA Band 66C, 20MHz+20MHz Bandwidth, QPSK (-26dBc BW)



Date: 16.NOV.2022 18:19:41

LTE CA Band 66C, 20MHz+20MHz Bandwidth, 16QAM (-26dBc BW)



Date: 16.NOV.2022 18:20:05

Note: Expanded measurement uncertainty is $U = 3428 \text{ Hz}$, $k = 2$.

A.6 Band Edge Compliance

A.6.1 Measurement limit

Part 22.917, Part 24.238 and Part 27.53(h) specify that the power of any emission outside of the authorized operating frequency ranges must be attenuated below the transmitting power (P) by a factor of at least $43 + 10 \log(P)$ dB.

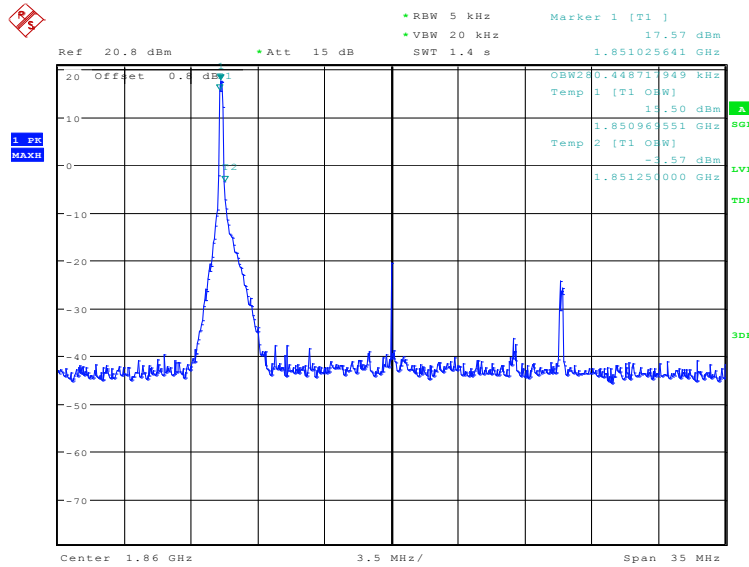
Part 27.53(m) specifies for mobile digital stations, the attenuation factor shall be not less than $40 + 10 \log(P)$ dB on all frequencies between the channel edge and 5 megahertz from the channel edge, $43 + 10 \log(P)$ dB on all frequencies between 5 megahertz and X megahertz from the channel edge, and $55 + 10 \log(P)$ dB on all frequencies more than X megahertz from the channel edge, where X is the greater of 6 megahertz or the actual emission bandwidth as defined in paragraph (m)(6) of this section. In addition, the attenuation factor shall not be less than $43 + 10 \log(P)$ dB on all frequencies between 2490.5 MHz and 2496 MHz and $55 + 10 \log(P)$ dB at or below 2490.5 MHz. Mobile Satellite Service licensees operating on frequencies below 2495 MHz may also submit a documented interference complaint against BRS licensees operating on channel BRS Channel 1 on the same terms and conditions as adjacent channel BRS or EBS licensees.

Part 27.53(c) states for operations in the 746-758 MHz band and the 776-788 MHz band, the power of any emission outside the licensee's frequency band(s) of operation shall be attenuated below the transmitter power (P) within the licensed band(s) of operation, measured in watts, in accordance with the following: (1) On any frequency outside the 746-758 MHz band, the power of any emission shall be attenuated outside the band below the transmitter power (P) by at least $43 + 10 \log(P)$ dB; (2) On any frequency outside the 776-788 MHz band, the power of any emission shall be attenuated outside the band below the transmitter power (P) by at least $43 + 10 \log(P)$ dB; (4) On all frequencies between 763-775 MHz and 793-805 MHz, by a factor not less than $65 + 10 \log(P)$ dB in a 6.25 kHz band segment, for mobile and portable stations.

Part 27.53(g) states for operations in the 600 MHz band and the 698–746 MHz band, the power of any emission outside a licensee's frequency band(s) of operation shall be attenuated below the transmitter power (P) within the licensed band(s) of operation, measured in watts, by at least $43 + 10 \log(P)$ dB. Compliance with this provision is based on the use of measurement instrumentation employing a resolution bandwidth of 100 kilohertz or greater. However, in the 100 kilohertz bands immediately outside and adjacent to a licensee's frequency block, a resolution bandwidth of at least 30 kHz may be employed.

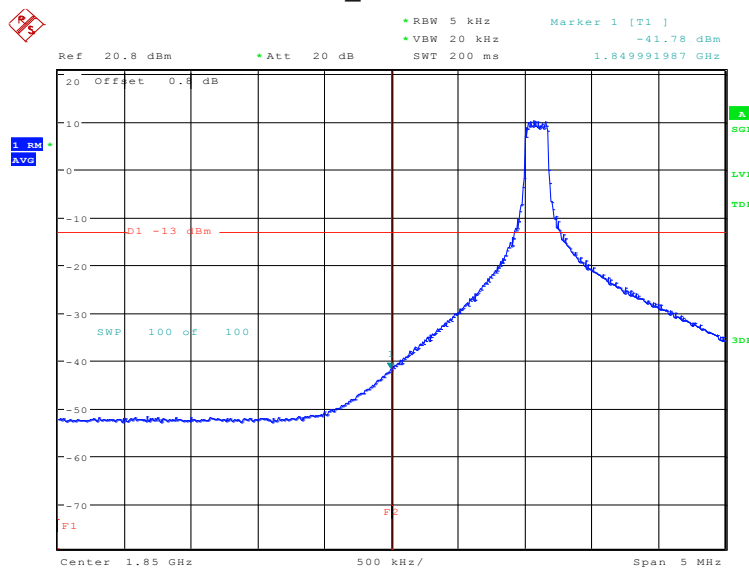
The spectrum analyzer readings are corrected by $[10 \log(1/\text{duty cycle})]$ for the non-continuous transmitting scenario.

A.6.2 Measurement result
Only the worst case result is given below
LTE band 2
OBW: 1RB-low_offset



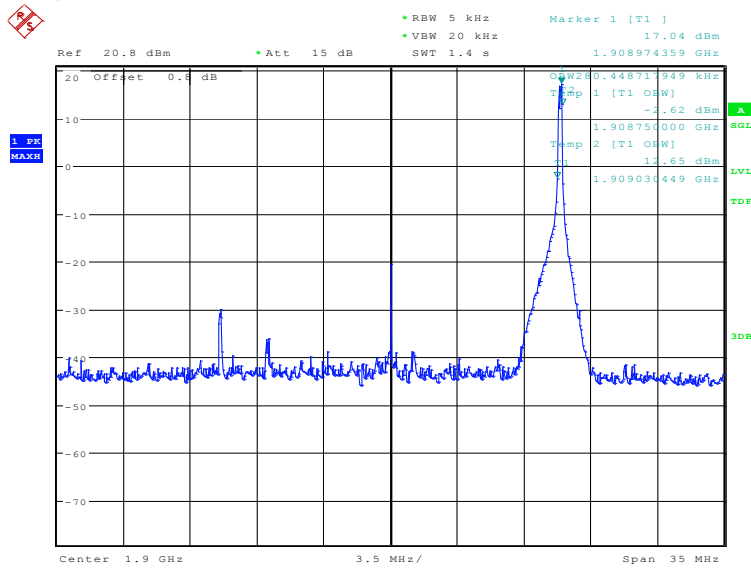
Date: 13.DEC.2022 08:30:09

LOW BAND EDGE BLOCK-1RB-low_offset



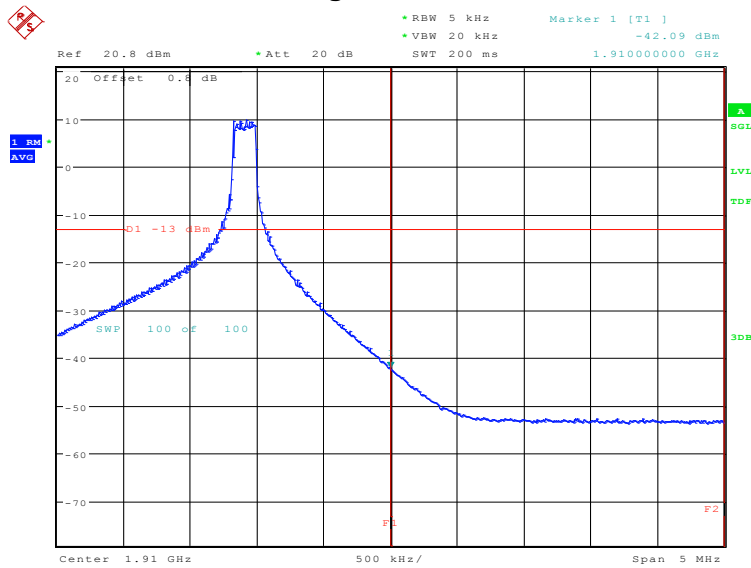
Date: 13.DEC.2022 08:31:23

OBW: 1RB-high_offset



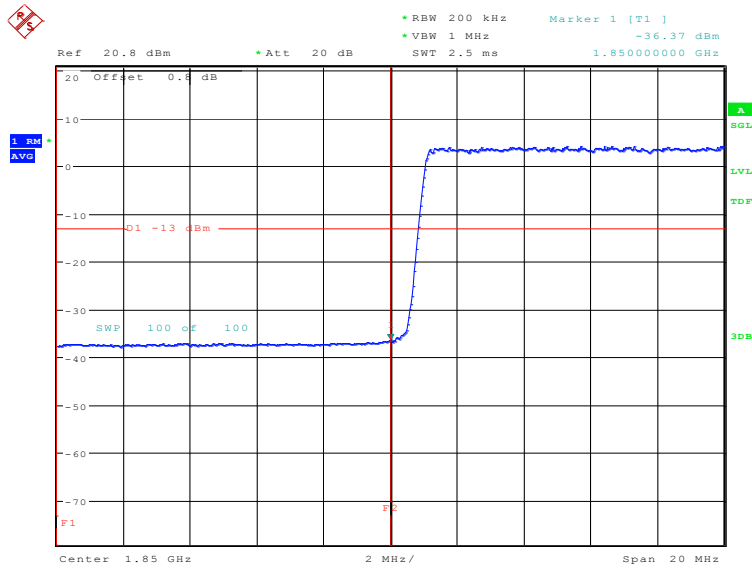
Date: 13.DEC.2022 08:32:00

HIGH BAND EDGE BLOCK-1RB-high_offset



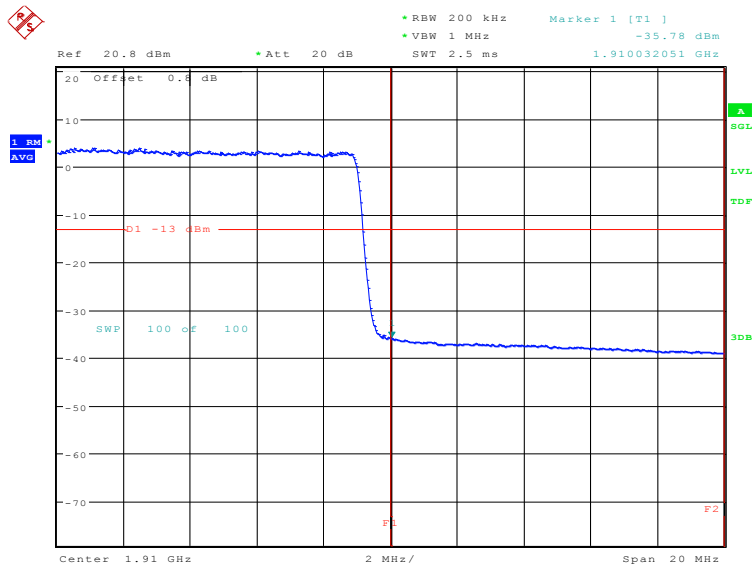
Date: 13.DEC.2022 08:33:14

LOW BAND EDGE BLOCK-20MHz-100%RB



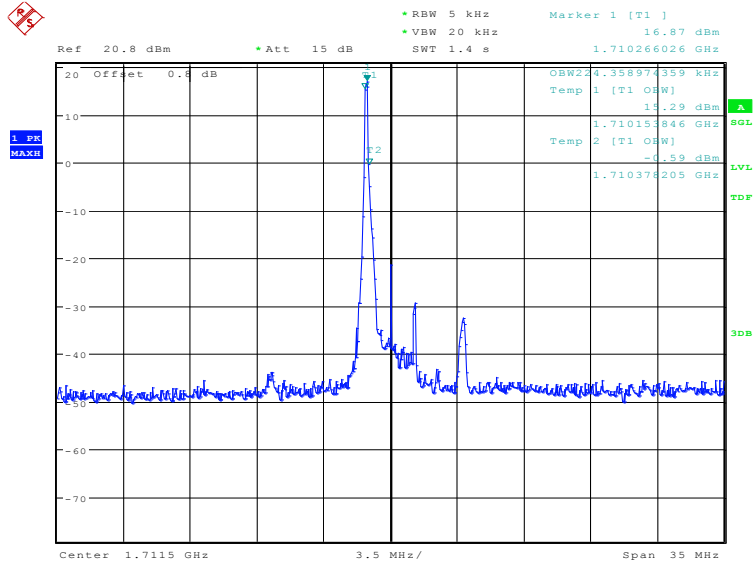
Date: 17.NOV.2022 14:30:57

HIGH BAND EDGE BLOCK-20MHz-100%RB



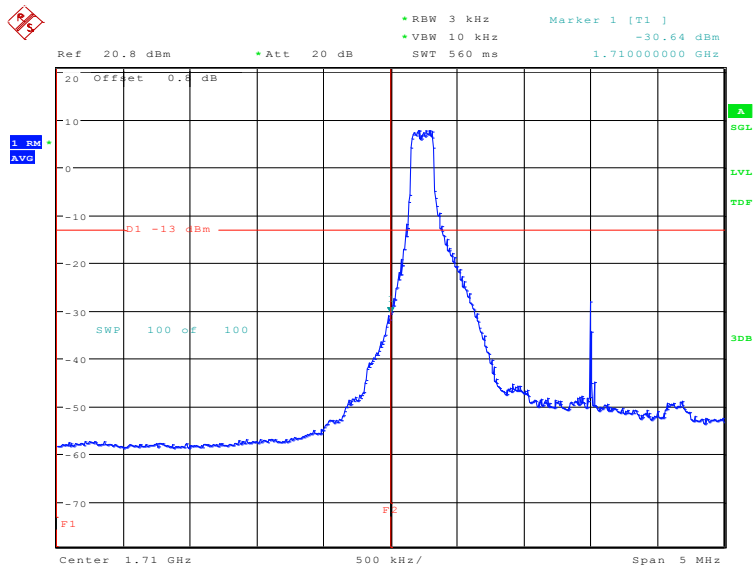
Date: 17.NOV.2022 14:32:29

LTE band 4
OBW: 1RB-low_offset



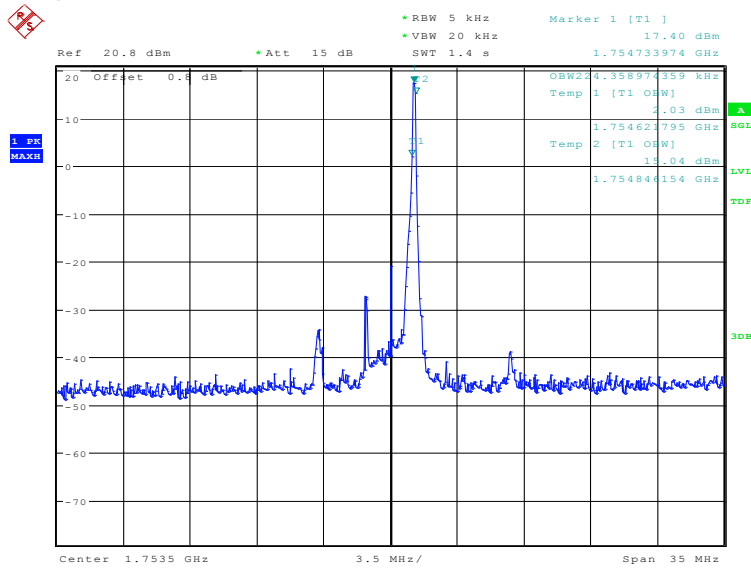
Date: 13.DEC.2022 08:34:34

LOW BAND EDGE BLOCK-1RB-low_offset



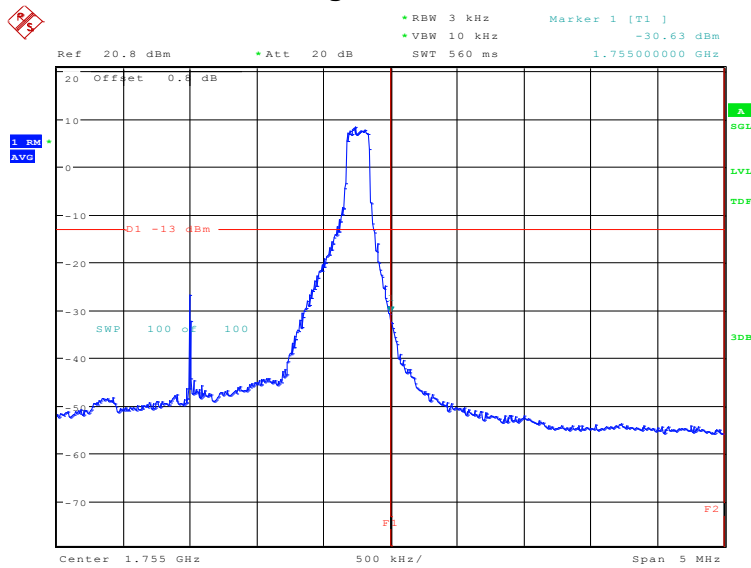
Date: 13.DEC.2022 08:35:48

OBW: 1RB-high_offset



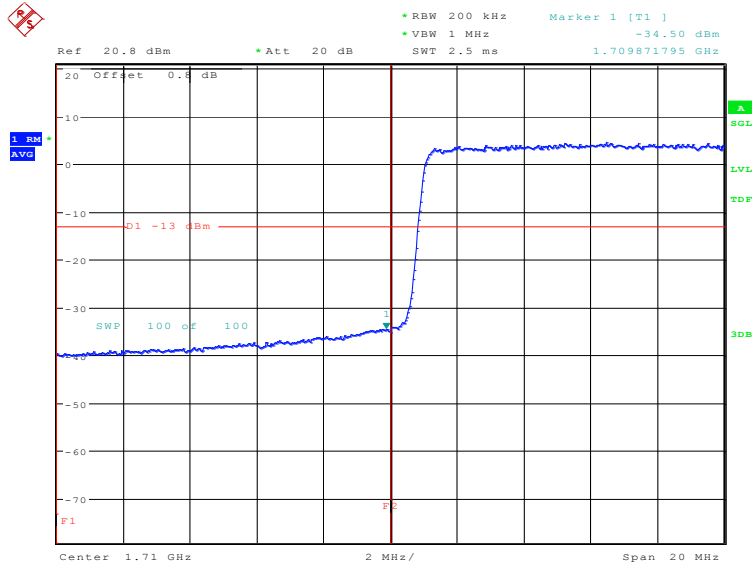
Date: 13.DEC.2022 08:38:39

HIGH BAND EDGE BLOCK-1RB-high_offset



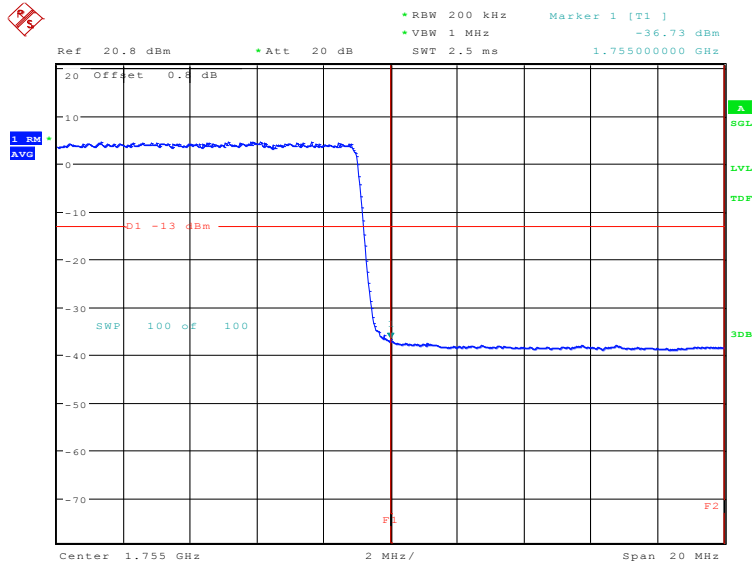
Date: 13.DEC.2022 08:39:54

LOW BAND EDGE BLOCK-20MHz-100%RB



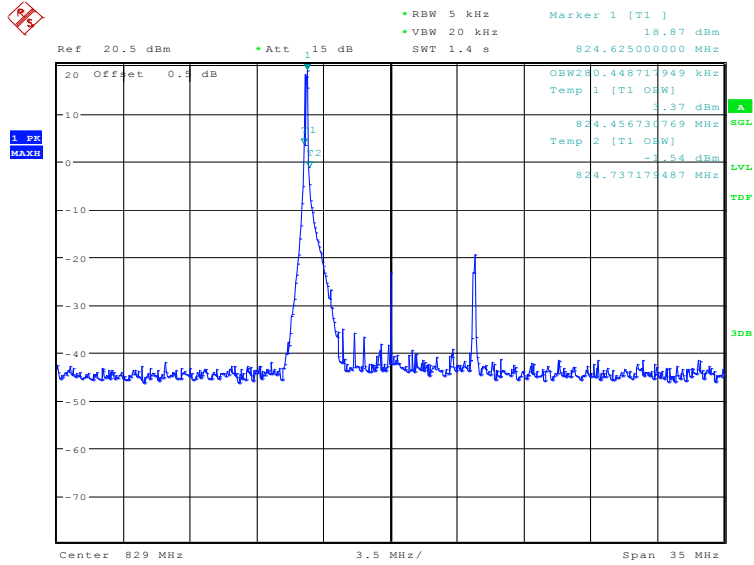
Date: 13.DEC.2022 08:36:24

HIGH BAND EDGE BLOCK-20MHz-100%RB



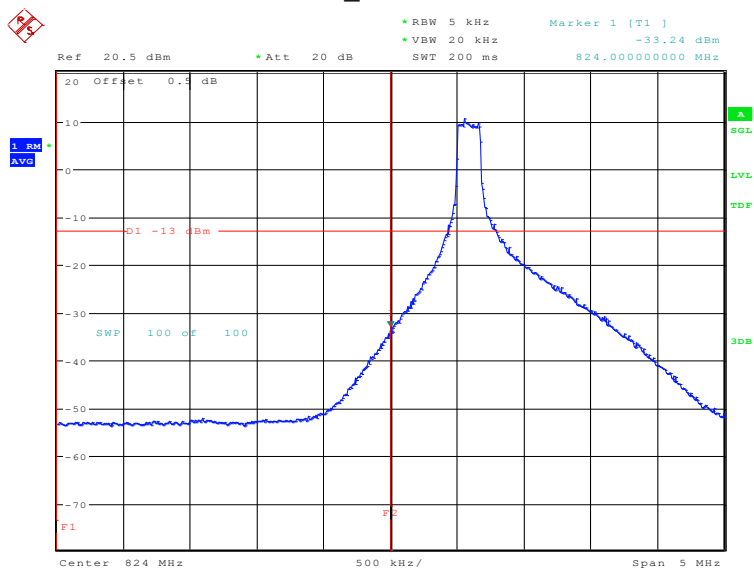
Date: 13.DEC.2022 08:40:30

LTE band 5
OBW: 1RB-low_offset



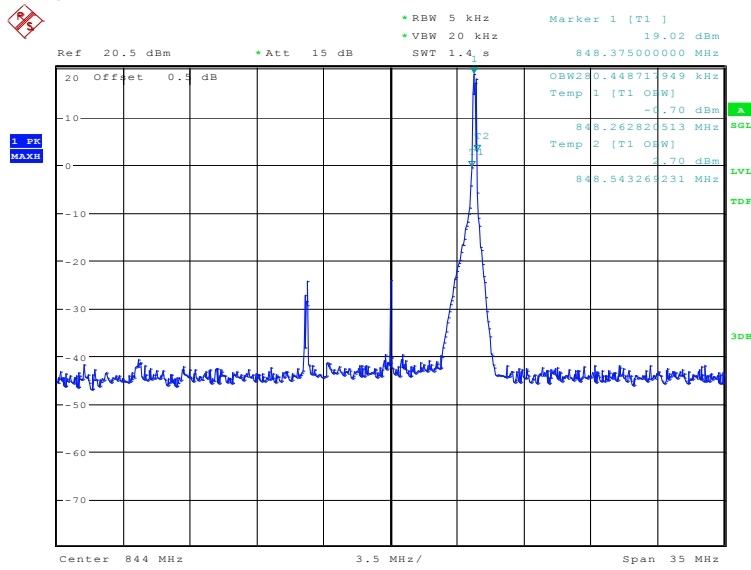
Date: 13.DEC.2022 08:43:01

LOW BAND EDGE BLOCK-1RB-low_offset



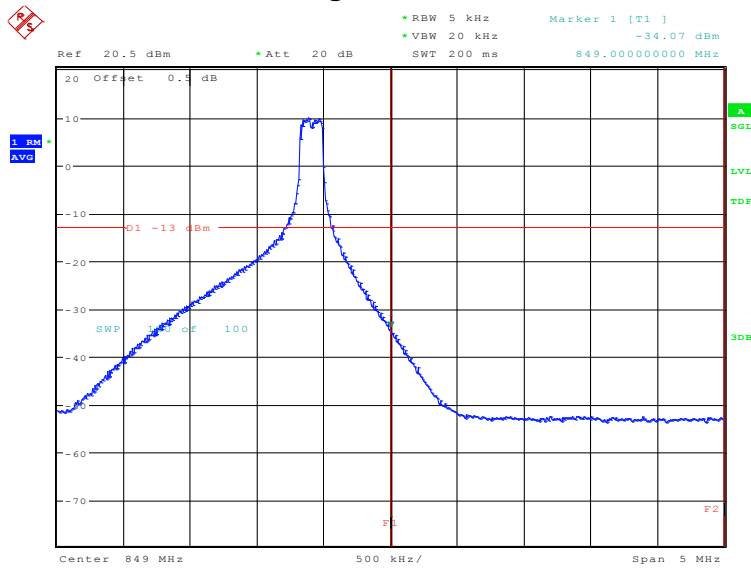
Date: 13.DEC.2022 08:44:16

OBW: 1RB-high_offset



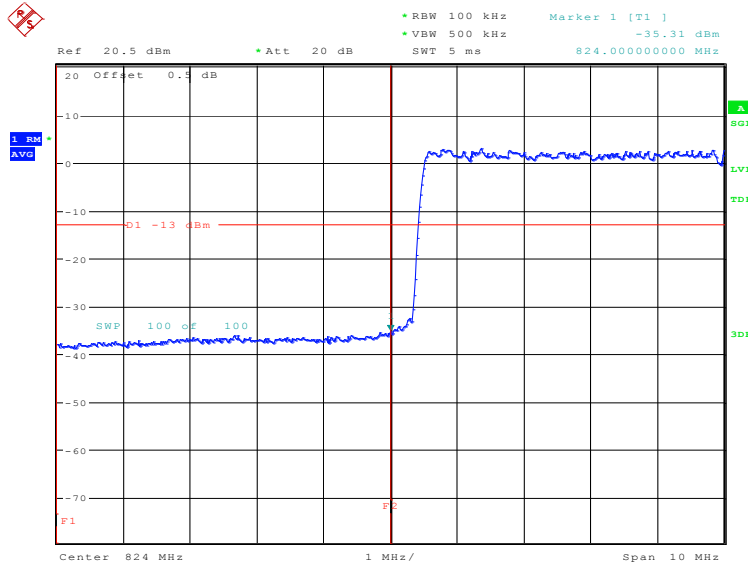
Date: 13.DEC.2022 08:44:52

HIGH BAND EDGE BLOCK-1RB-high_offset



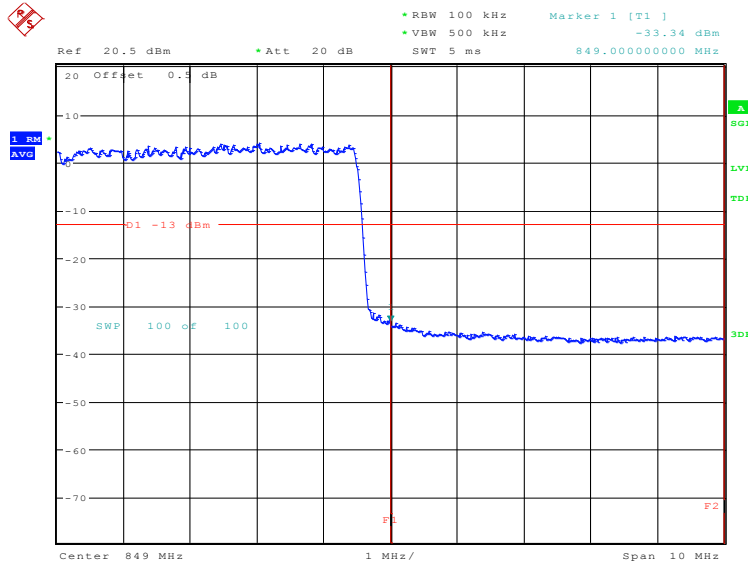
Date: 13.DEC.2022 08:46:07

LOW BAND EDGE BLOCK-10MHz-100%RB



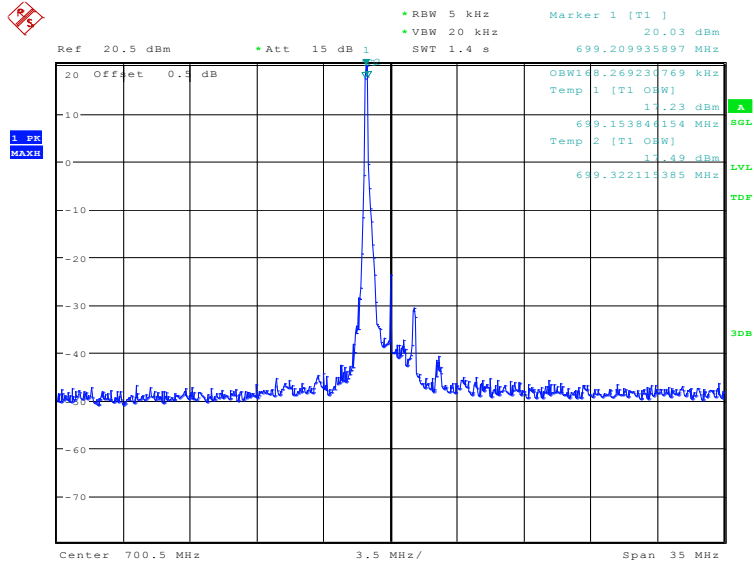
Date: 17.NOV.2022 14:34:46

HIGH BAND EDGE BLOCK-10MHz-100%RB



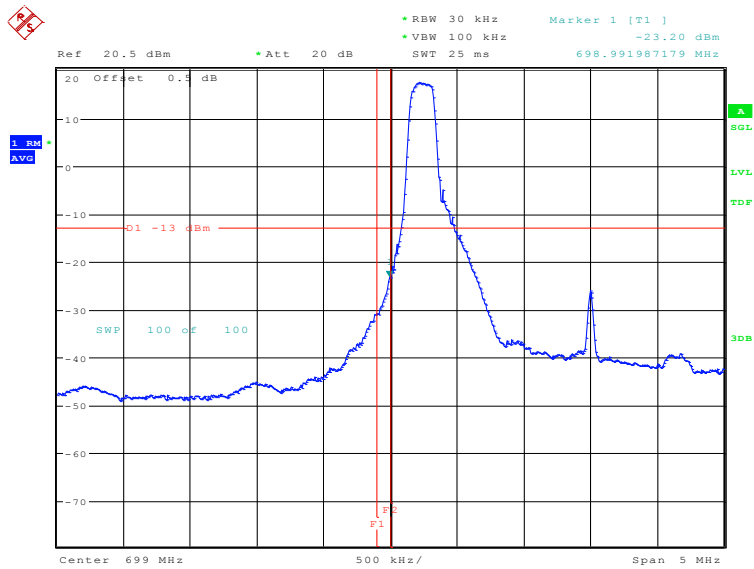
Date: 17.NOV.2022 14:36:18

LTE band 12
OBW: 1RB-low_offset



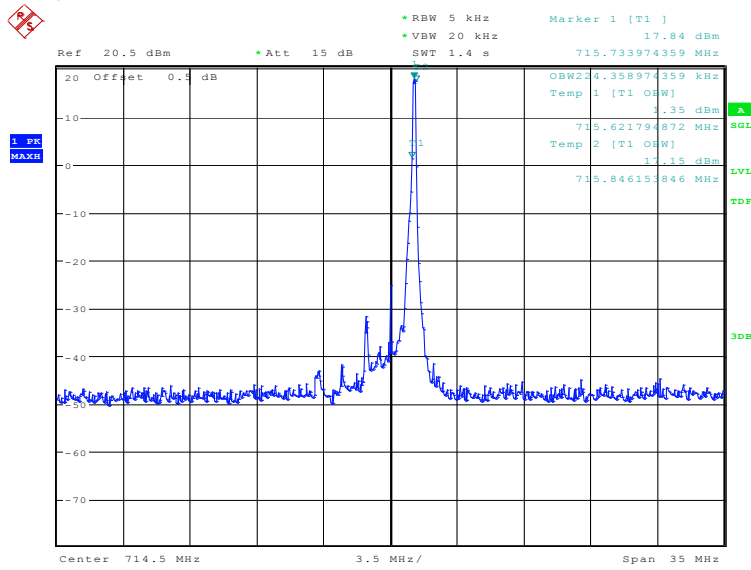
Date: 13.DEC.2022 08:47:27

LOW BAND EDGE BLOCK-1RB-low_offset



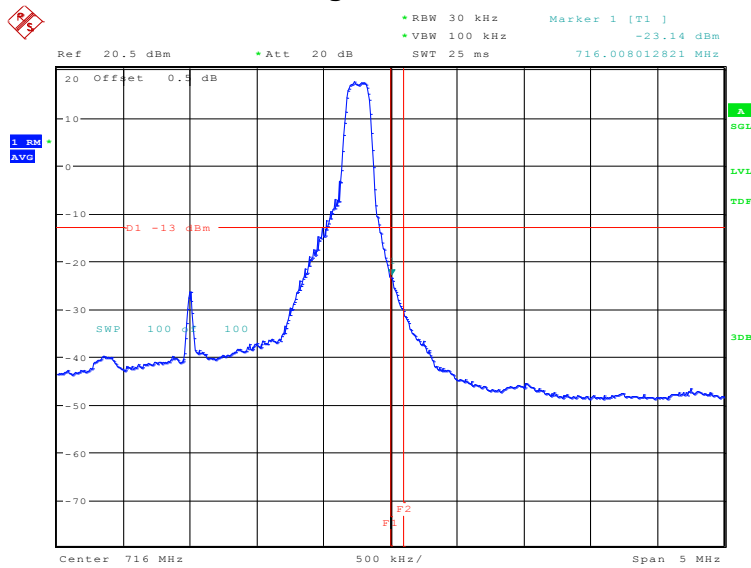
Date: 13.DEC.2022 08:47:47

OBW: 1RB-high_offset



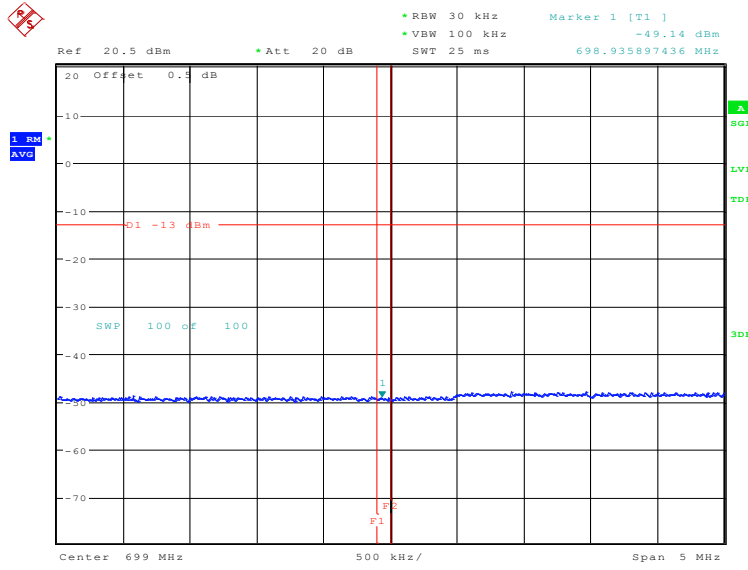
Date: 13.DEC.2022 08:48:23

HIGH BAND EDGE BLOCK-1RB-high_offset



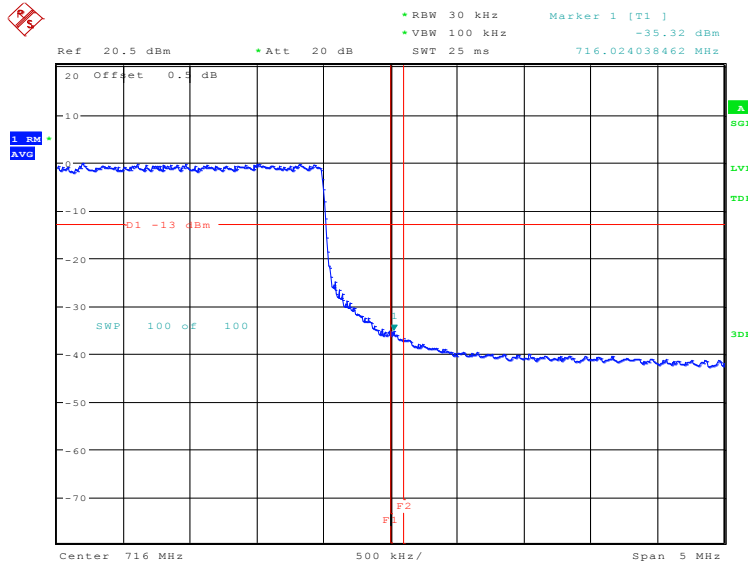
Date: 13.DEC.2022 08:48:42

LOW BAND EDGE BLOCK-10MHz-100%RB



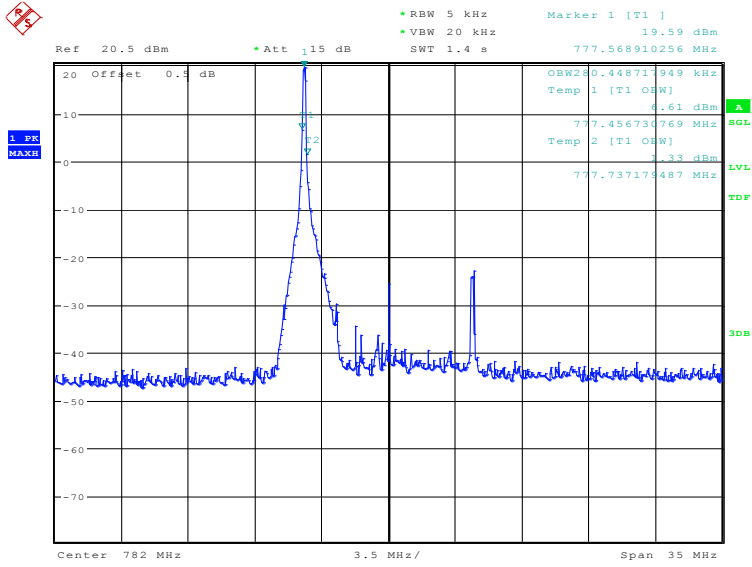
Date: 17.NOV.2022 14:37:53

HIGH BAND EDGE BLOCK-10MHz-100%RB



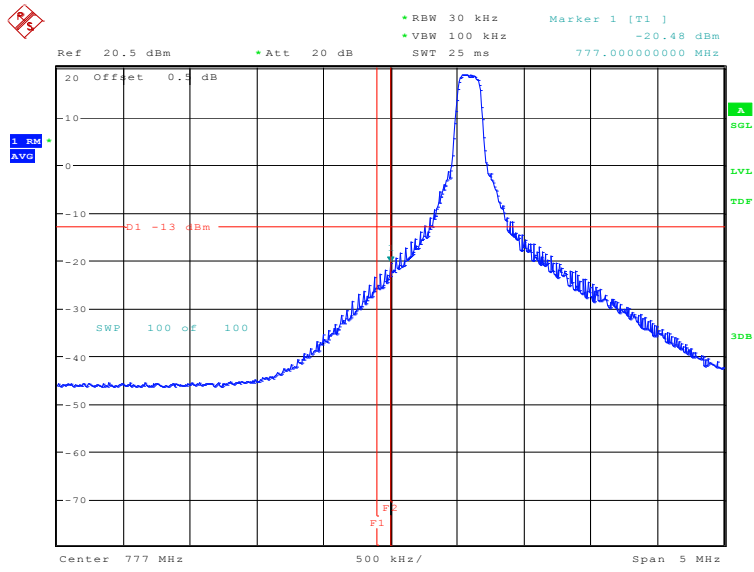
Date: 17.NOV.2022 14:40:00

LTE band 13
OBW: 1RB-low_offset

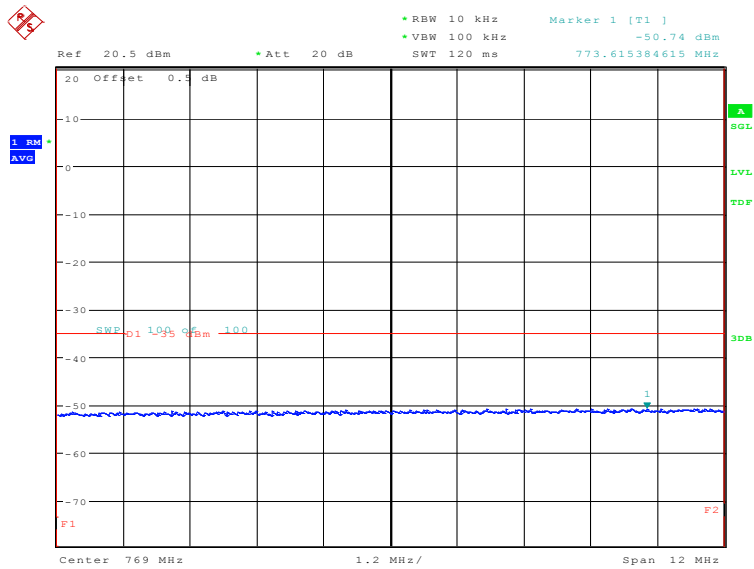


Date: 13.DEC.2022 08:49:22

LOW BAND EDGE BLOCK-1RB-low_offset

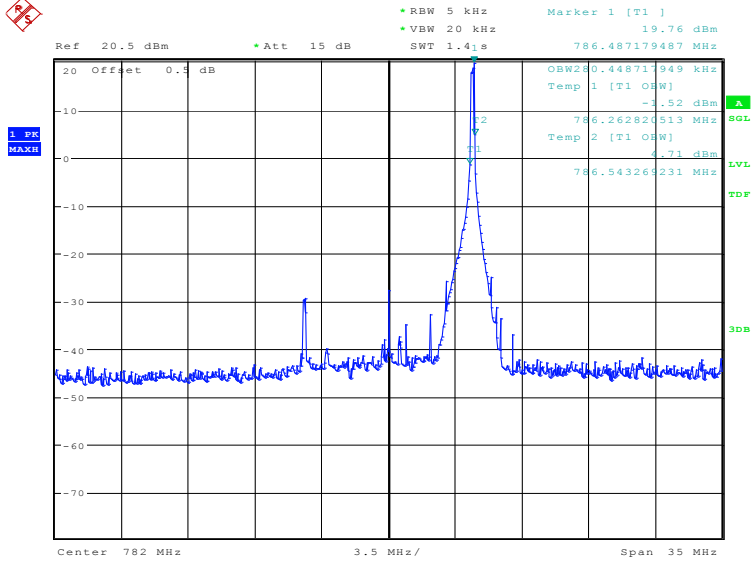


Date: 13.DEC.2022 08:49:42



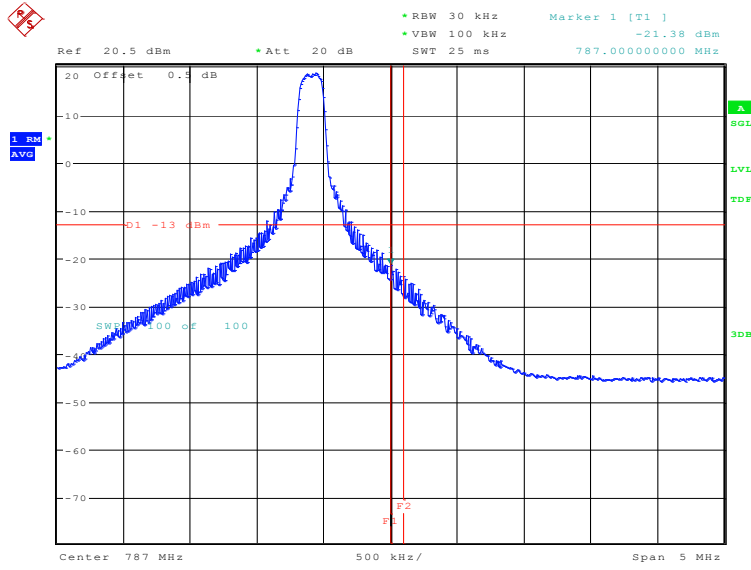
Date: 13.DEC.2022 08:50:22

OBW: 1RB-high_offset

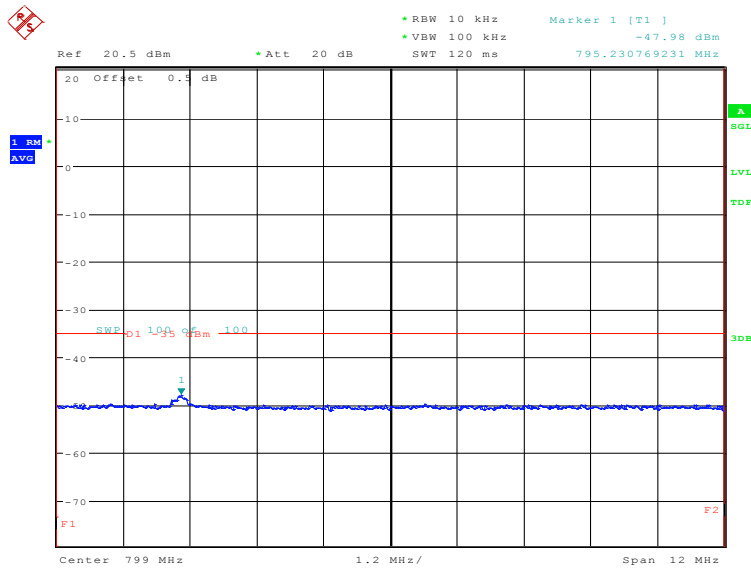


Date: 13.DEC.2022 08:50:57

HIGH BAND EDGE BLOCK-1RB-high_offset

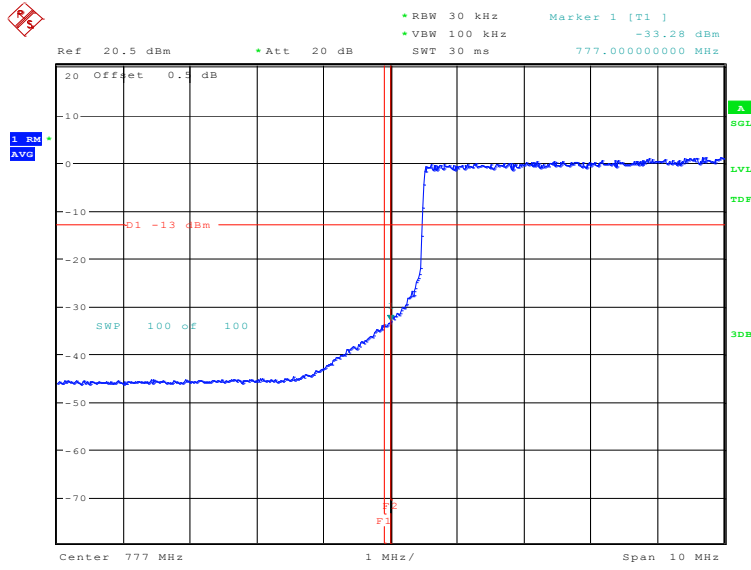


Date: 13.DEC.2022 08:51:17

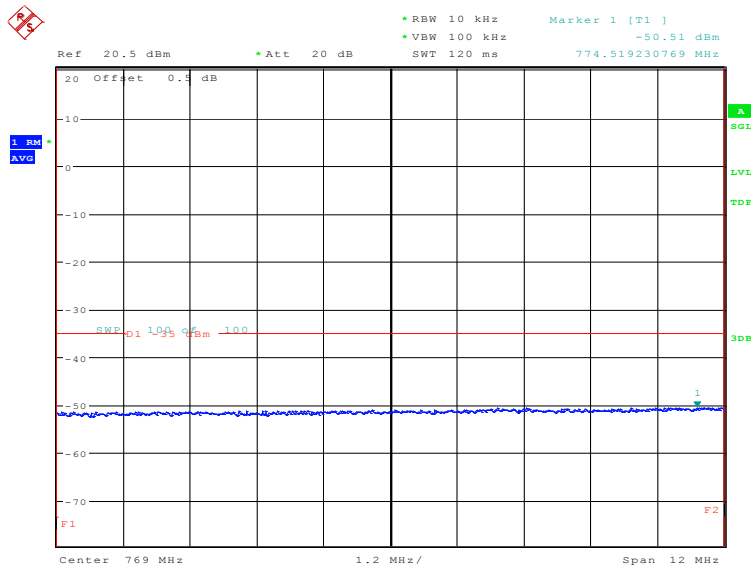


Date: 13.DEC.2022 08:51:57

LOW BAND EDGE BLOCK-10MHz-100%RB

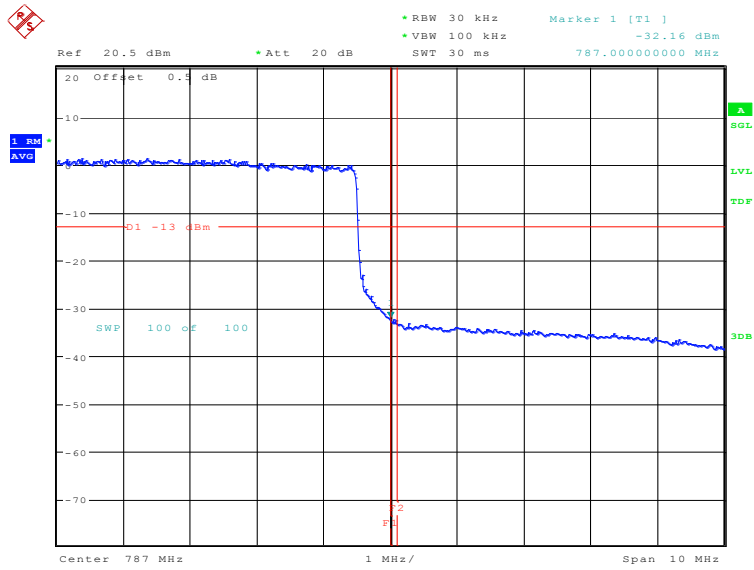


Date: 17.NOV.2022 14:41:33

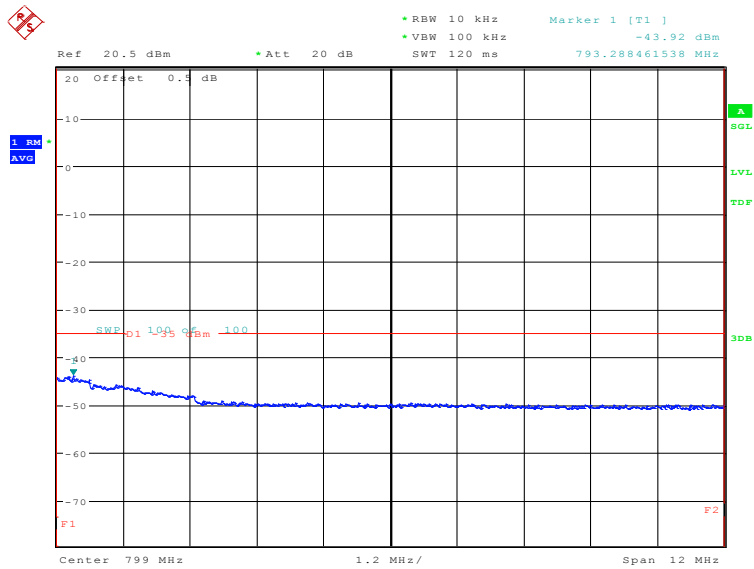


Date: 17.NOV.2022 14:42:13

HIGH BAND EDGE BLOCK-10MHz-100%RB

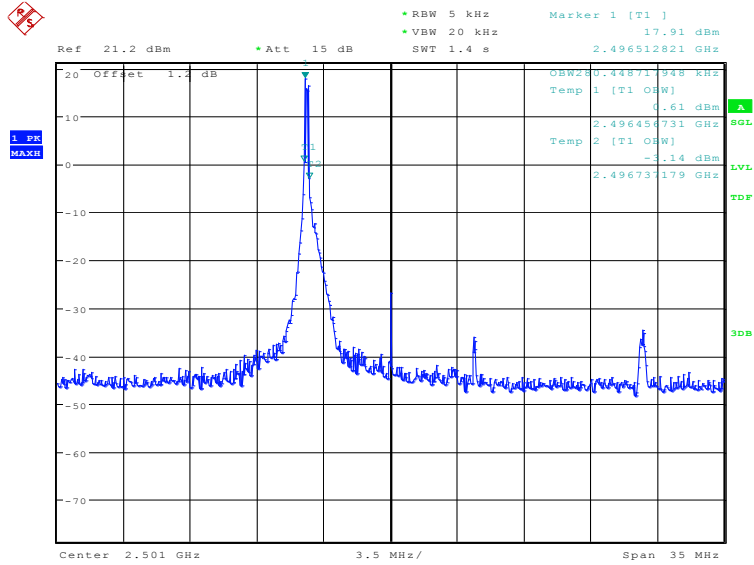


Date: 17.NOV.2022 14:43:45



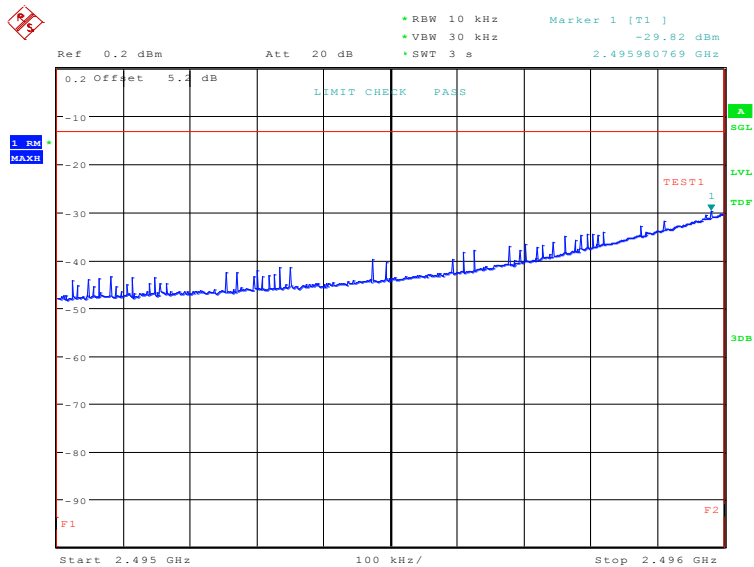
Date: 17.NOV.2022 14:44:24

LTE band 41
OBW: 1RB-low_offset

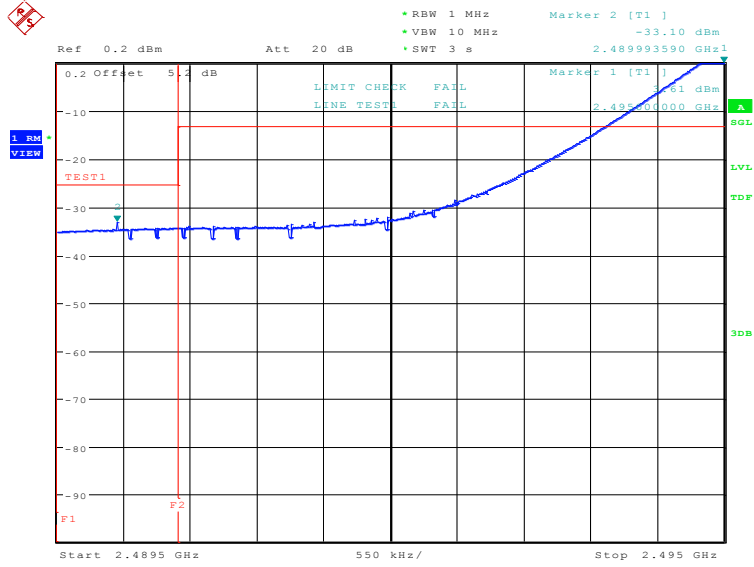


Date: 13.DEC.2022 08:57:46

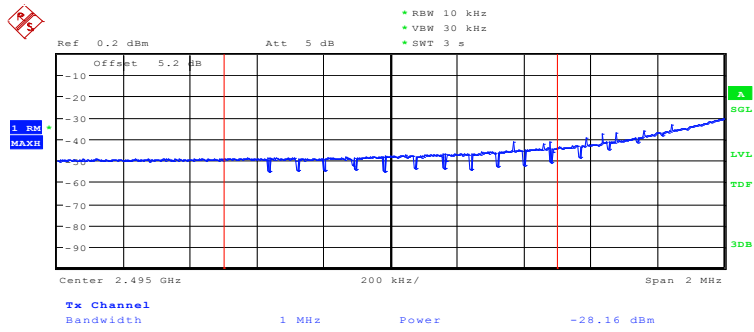
LOW BAND EDGE BLOCK-1RB-low_offset



Date: 13.DEC.2022 08:58:27

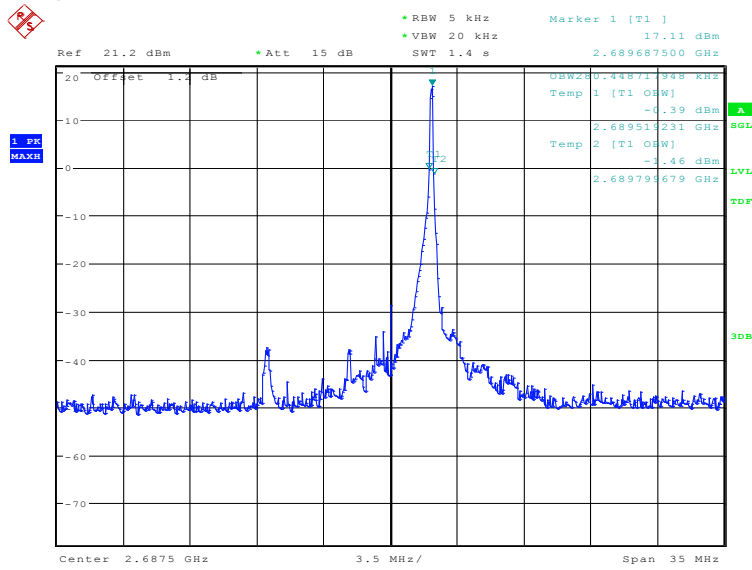


Date: 13.DEC.2022 08:59:12



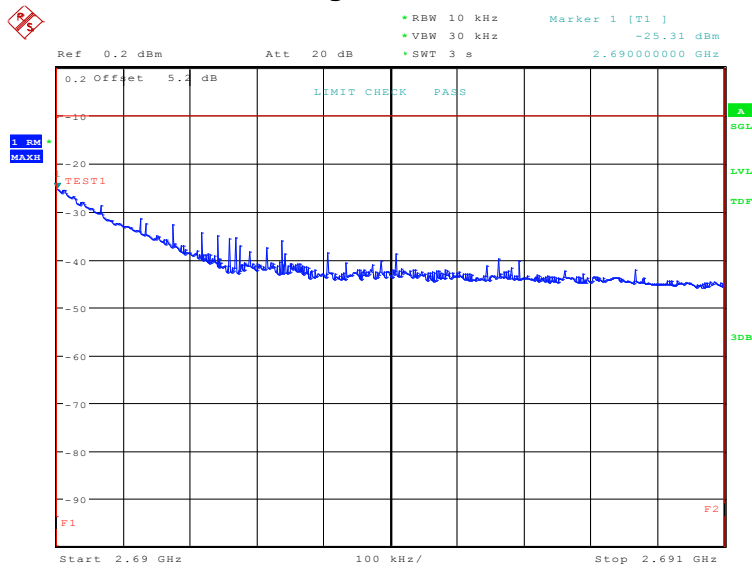
Date: 13.DEC.2022 08:59:30

OBW: 1RB-high_offset

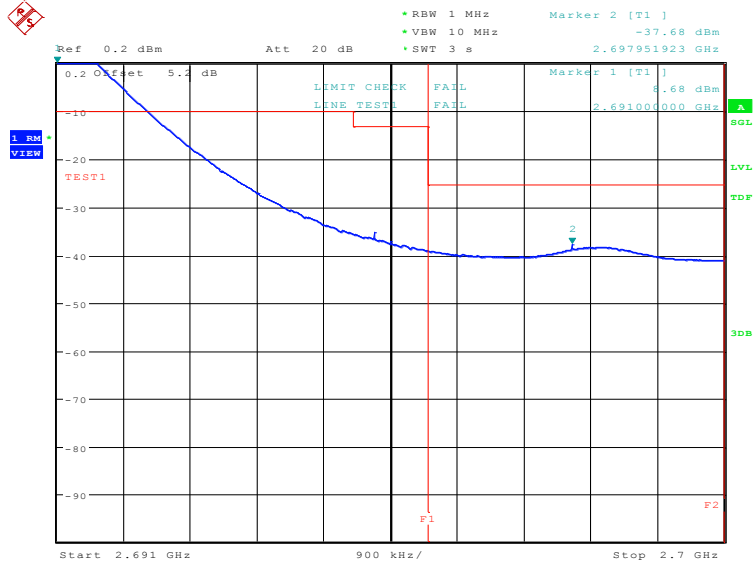


Date: 13.DEC.2022 09:00:51

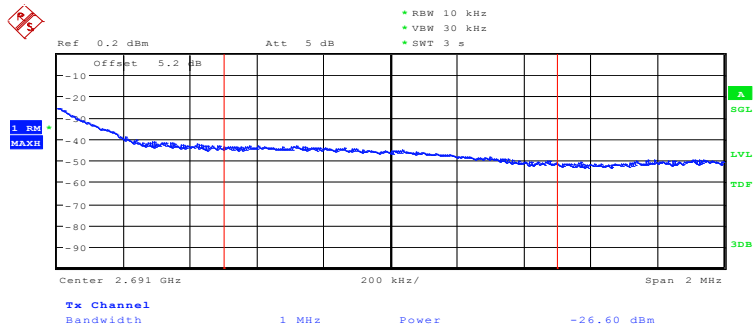
HIGH BAND EDGE BLOCK-1RB-high_offset



Date: 13.DEC.2022 09:01:32

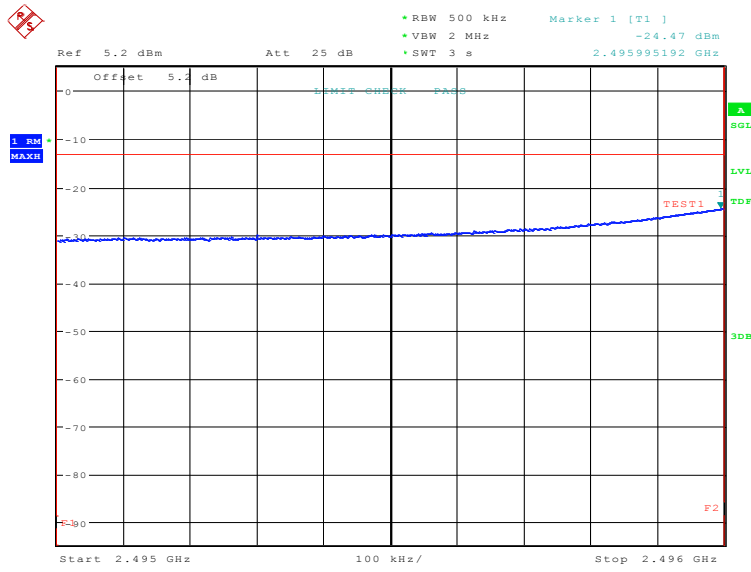


Date: 13.DEC.2022 09:02:20

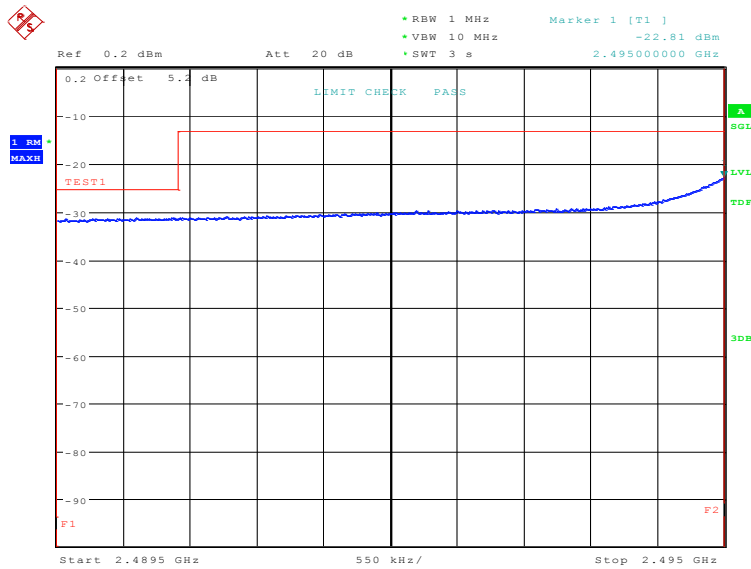


Date: 13.DEC.2022 09:02:37

LOW BAND EDGE BLOCK-20MHz-100%RB

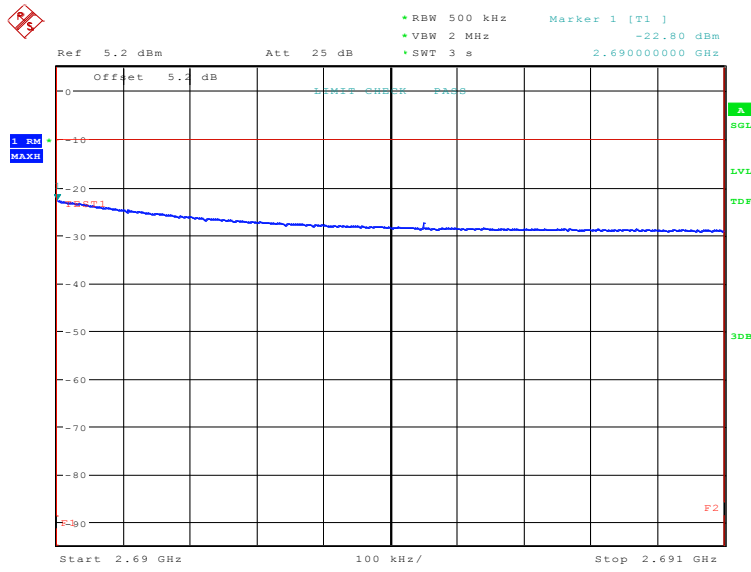


Date: 17.NOV.2022 14:51:55

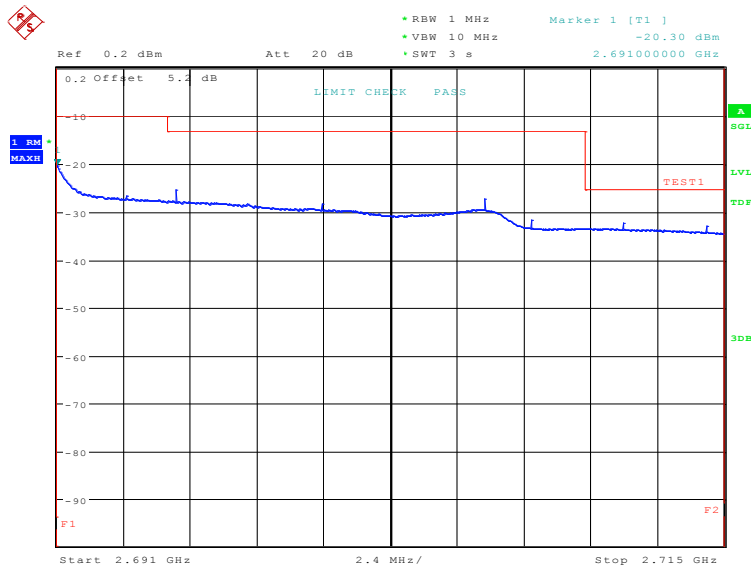


Date: 17.NOV.2022 14:52:35

HIGH BAND EDGE BLOCK-20MHz-100%RB

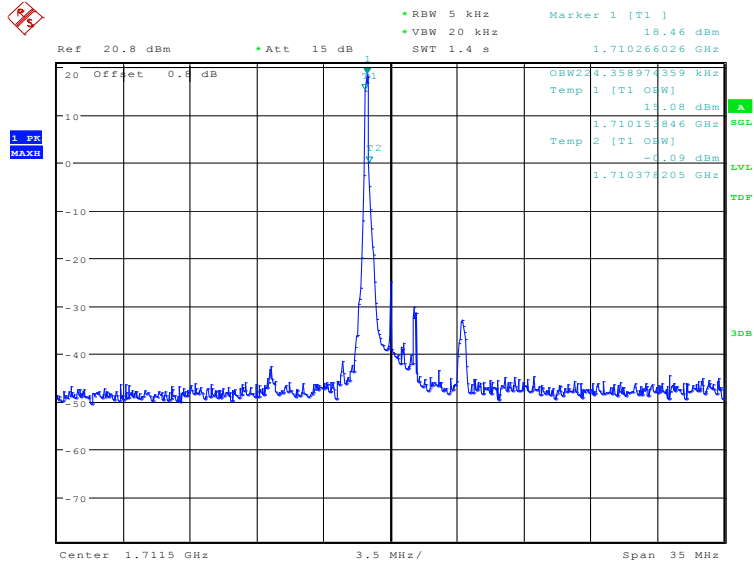


Date: 17.NOV.2022 14:54:32



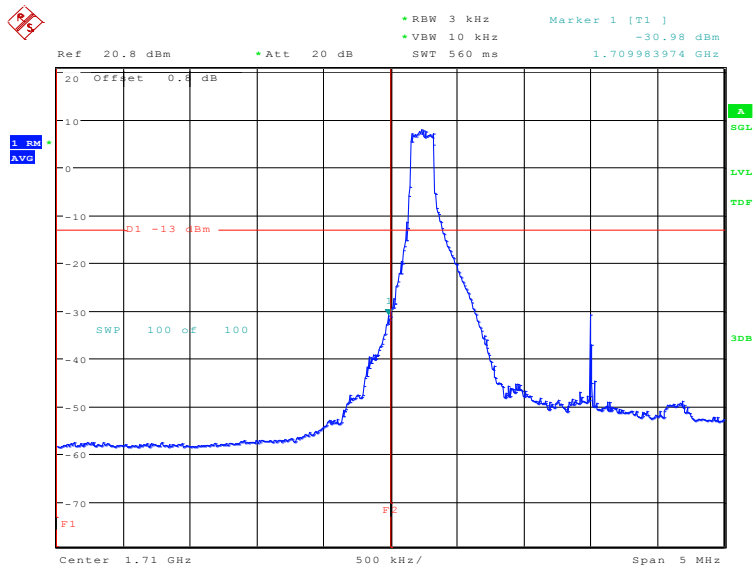
Date: 17.NOV.2022 14:55:11

LTE band 66
OBW: 1RB-low_offset



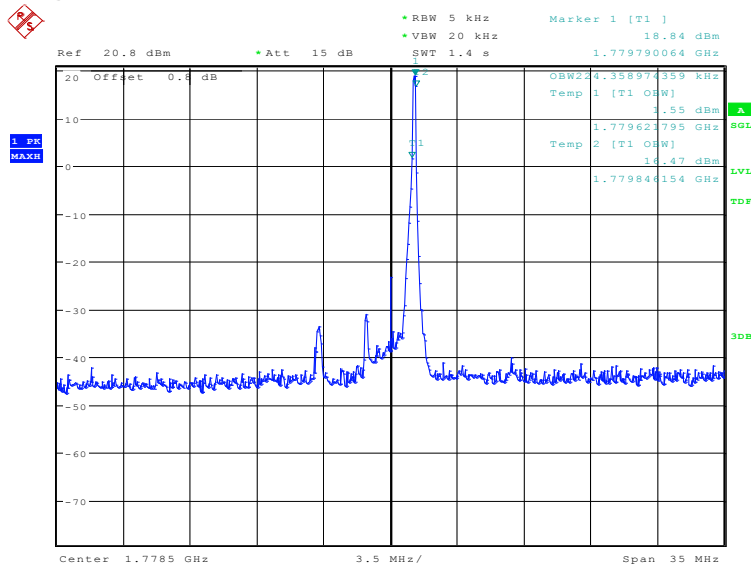
Date: 13.DEC.2022 08:53:17

LOW BAND EDGE BLOCK-1RB-low_offset



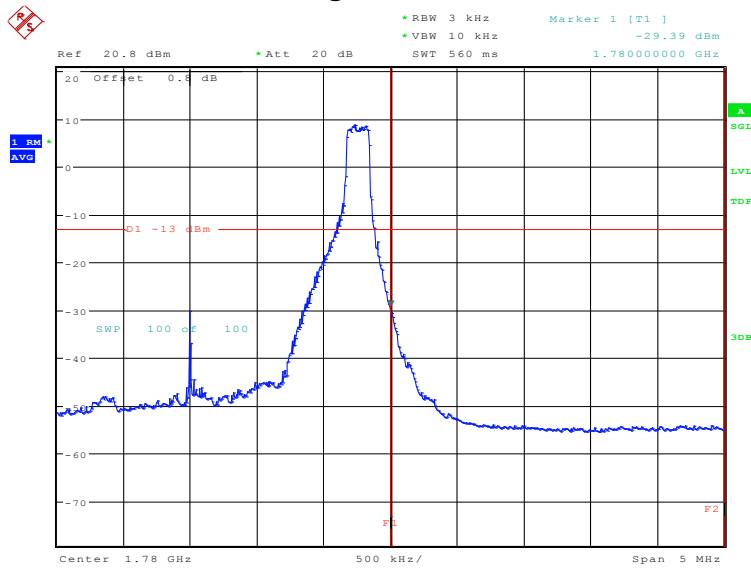
Date: 13.DEC.2022 08:54:31

OBW: 1RB-high_offset



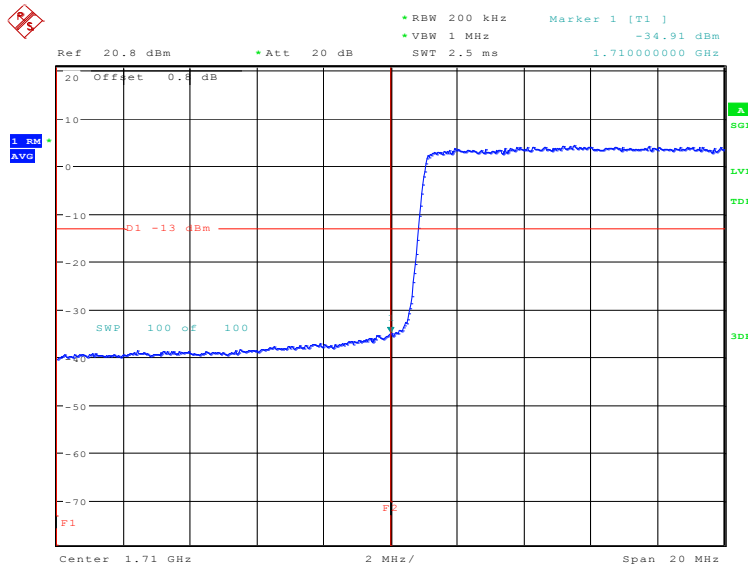
Date: 13.DEC.2022 08:55:08

HIGH BAND EDGE BLOCK-1RB-high_offset



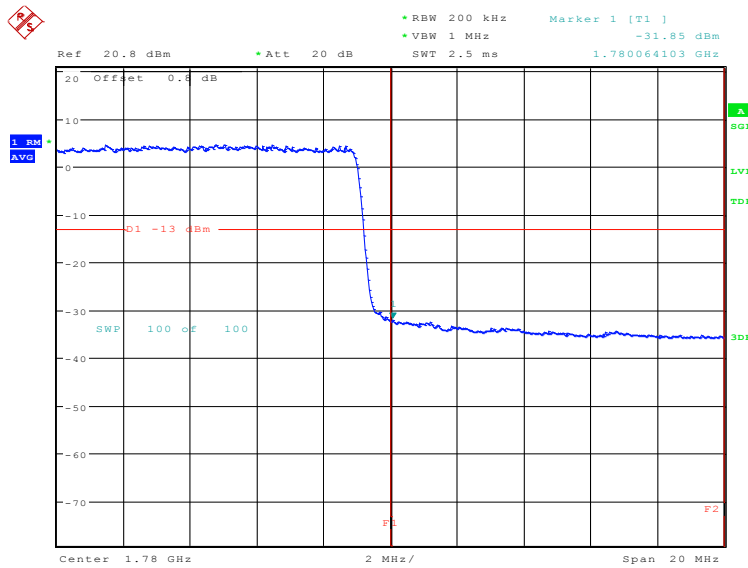
Date: 13.DEC.2022 08:56:22

LOW BAND EDGE BLOCK-20MHz-100%RB



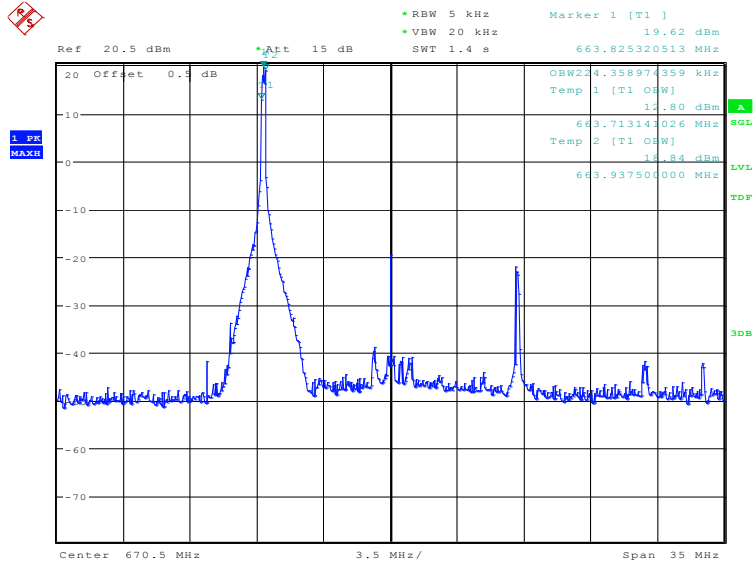
Date: 17.NOV.2022 14:46:00

HIGH BAND EDGE BLOCK-20MHz-100%RB



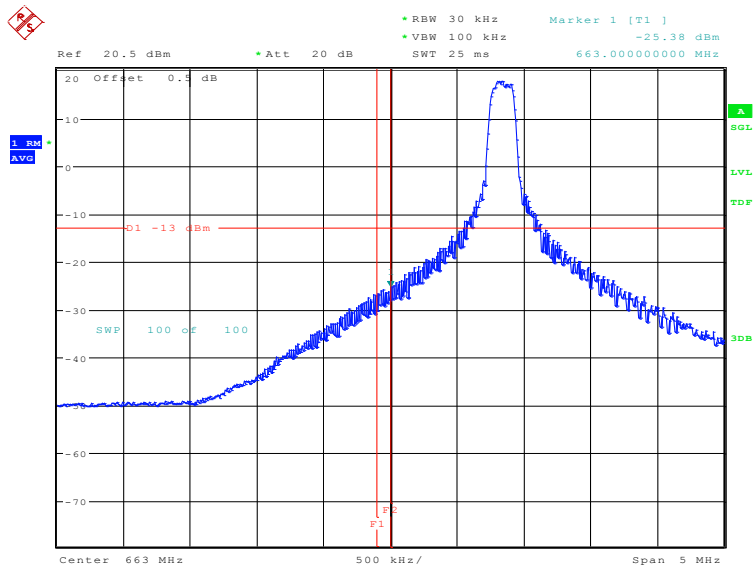
Date: 17.NOV.2022 14:47:33

LTE band 71
OBW: 1RB-low_offset



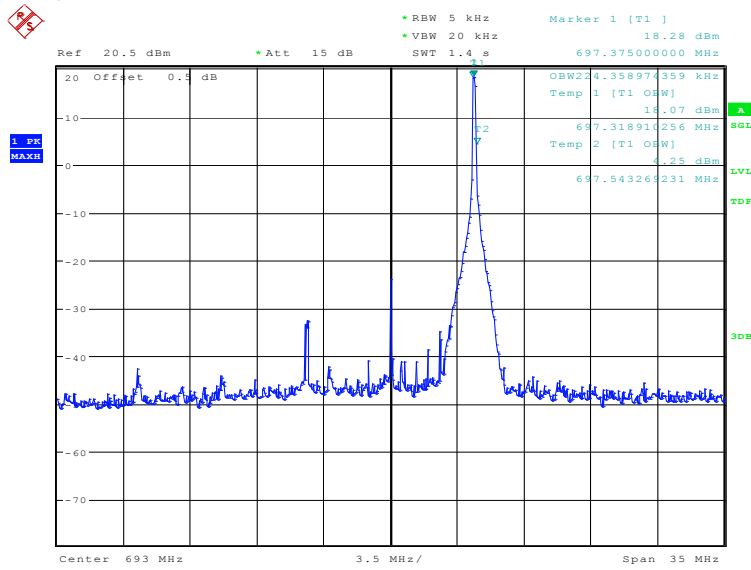
Date: 13.DEC.2022 08:26:48

LOW BAND EDGE BLOCK-1RB-low_offset



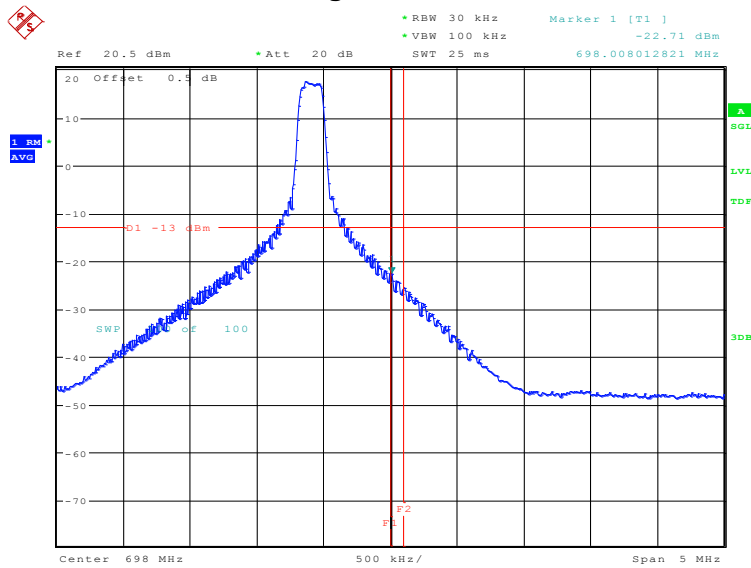
Date: 13.DEC.2022 08:27:08

OBW: 1RB-high_offset



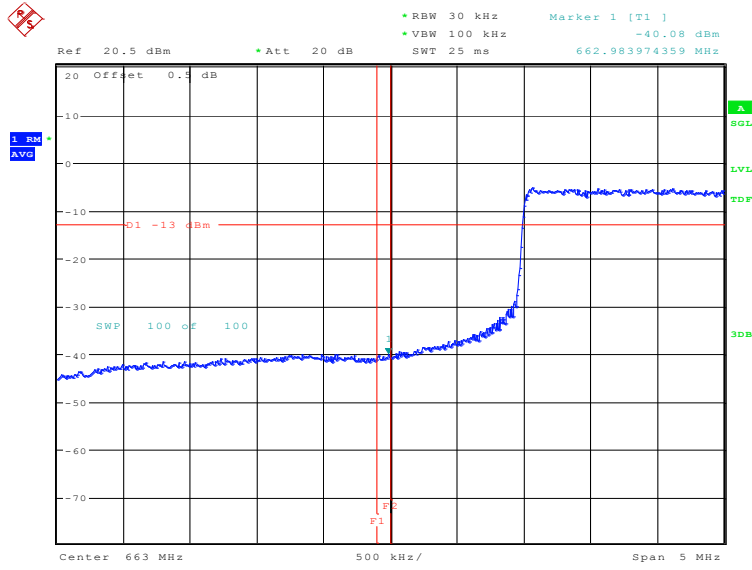
Date: 13.DEC.2022 08:28:26

HIGH BAND EDGE BLOCK-1RB-high_offset



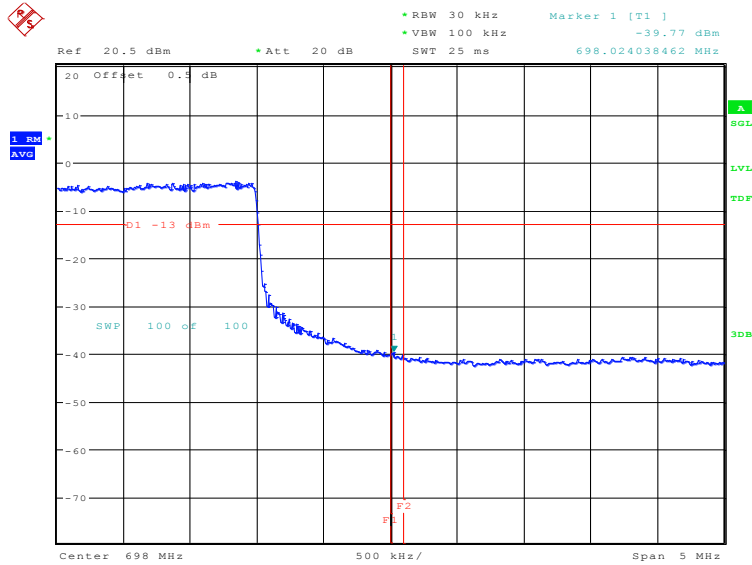
Date: 13.DEC.2022 08:28:45

LOW BAND EDGE BLOCK-20MHz-100%RB



Date: 17.NOV.2022 14:27:07

HIGH BAND EDGE BLOCK-20MHz-100%RB

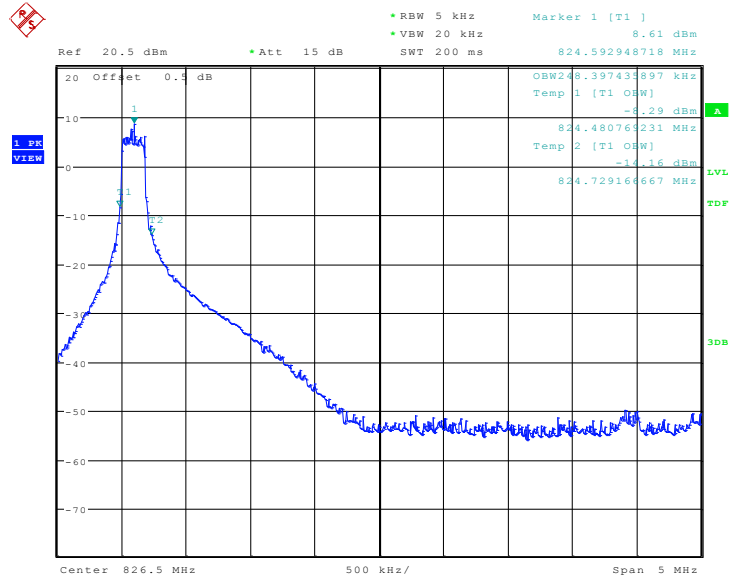


Date: 17.NOV.2022 14:28:39

LTE CA Band 5B

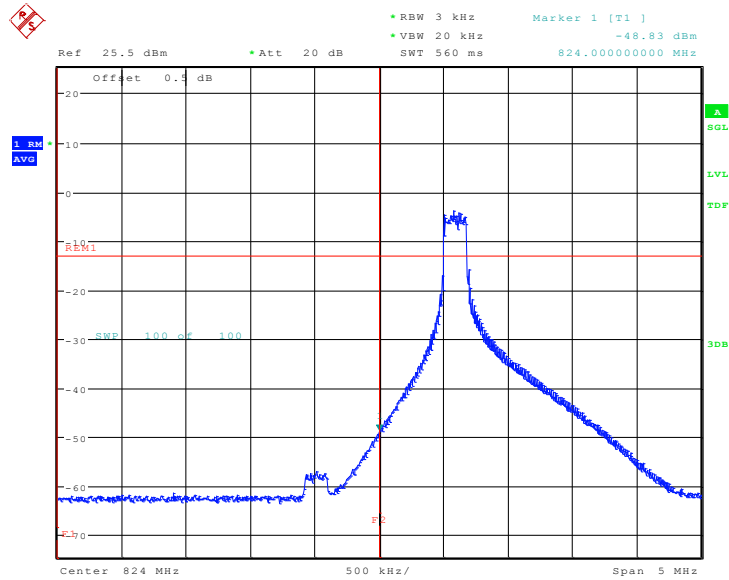
Only the worst case result is given below

OBW: 1RB-low_offset



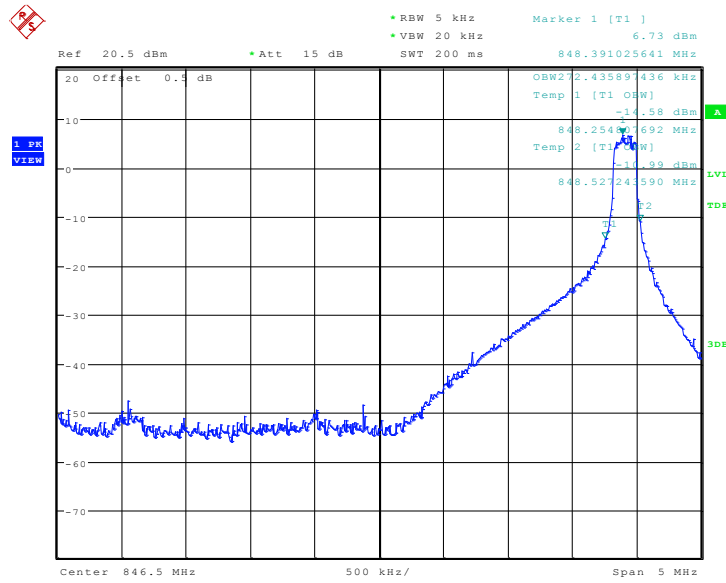
Date: 13.DEC.2022 10:21:05

LOW BAND EDGE BLOCK-10MHz+10MHz-1RB



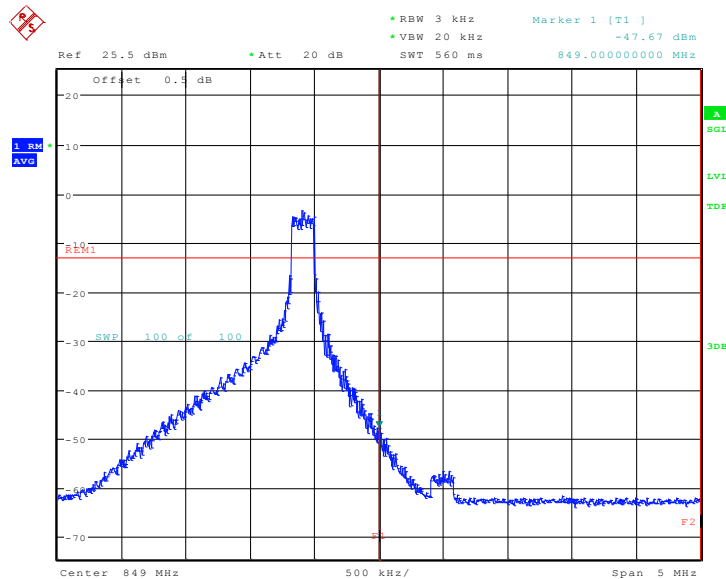
Date: 13.DEC.2022 10:22:41

OBW: 1RB-high_offset



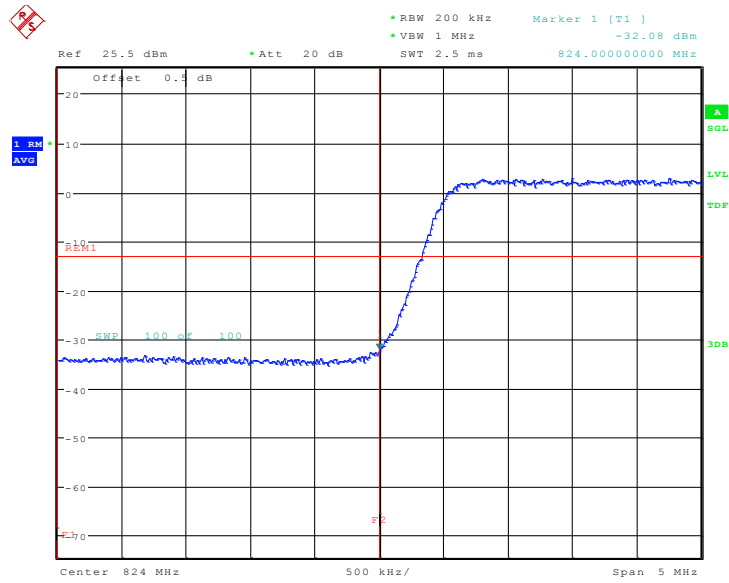
Date: 13.DEC.2022 10:23:31

HIGH BAND EDGE BLOCK-10MHz+10MHz-1RB



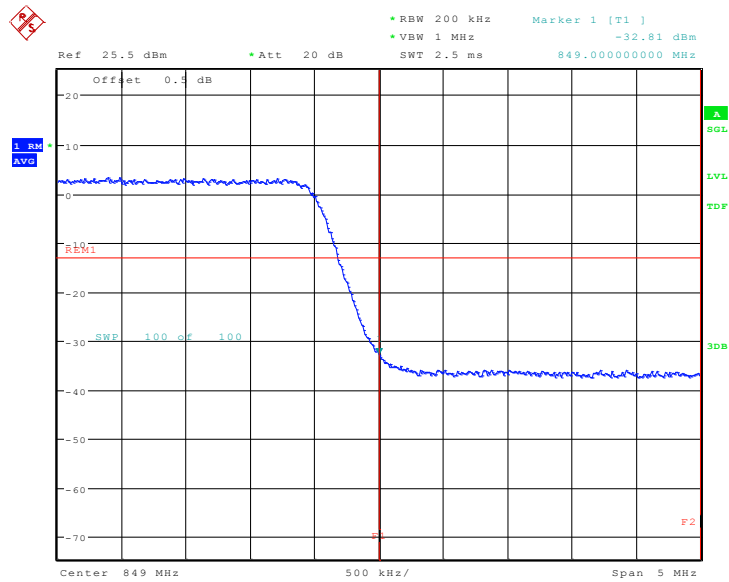
Date: 13.DEC.2022 10:25:09

LOW BAND EDGE BLOCK-10MHz+10MHz-100%RB



Date: 13.DEC.2022 10:26:54

HIGH BAND EDGE BLOCK-10MHz+10MHz-100%RB

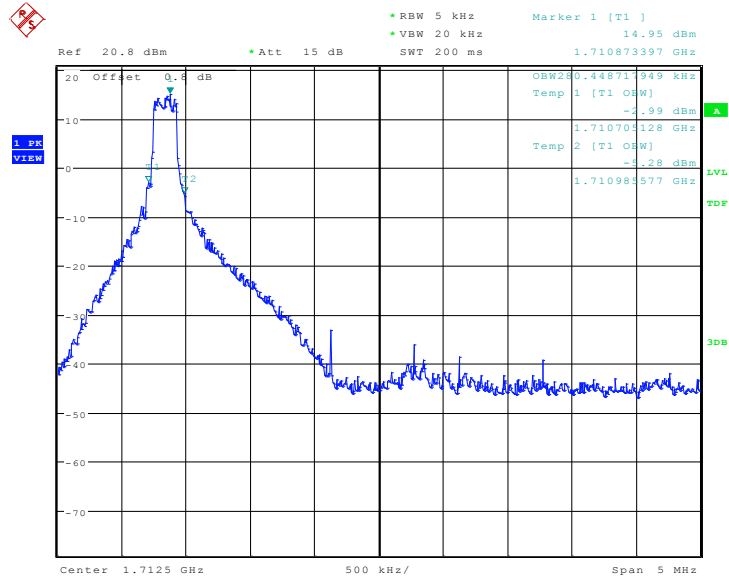


Date: 13.DEC.2022 10:28:05

LTE CA Band 66B

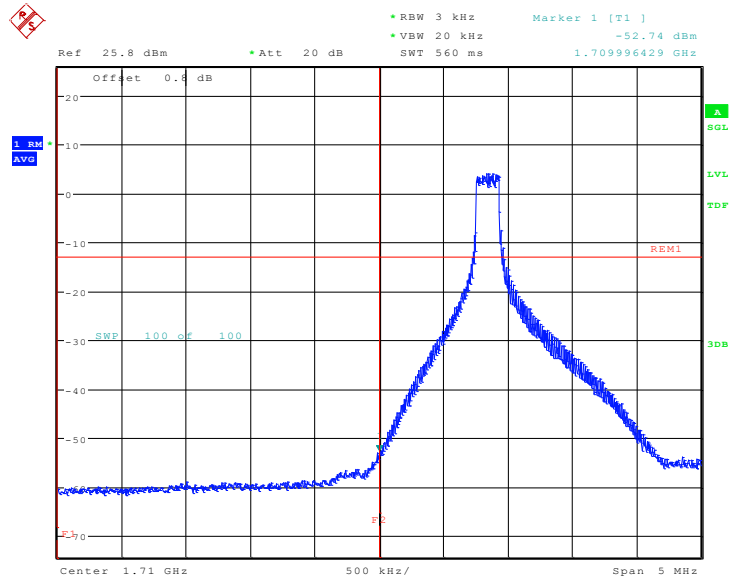
Only the worst case result is given below

OBW: 1RB-low_offset



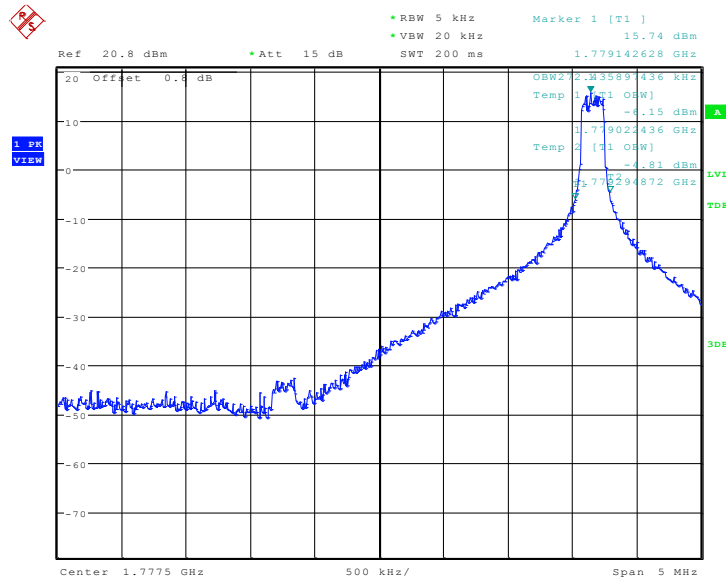
Date: 13.DEC.2022 10:29:57

LOW BAND EDGE BLOCK-5MHz+15MHz-1RB



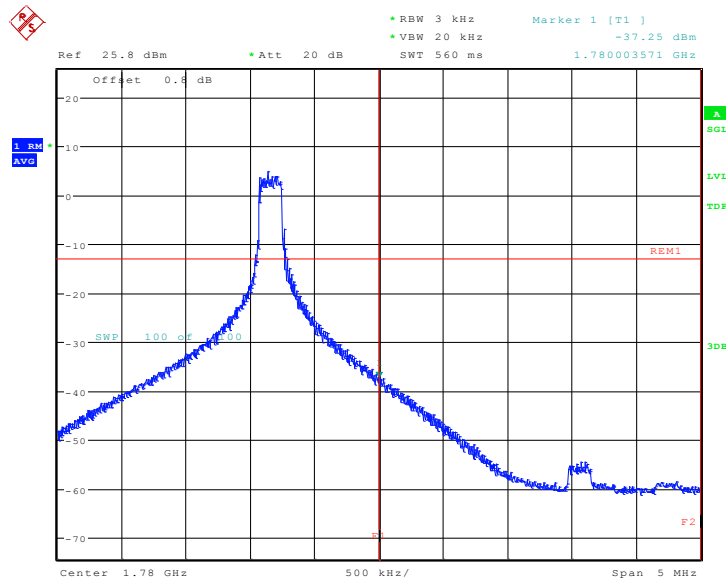
Date: 13.DEC.2022 10:31:34

OBW: 1RB-high_offset



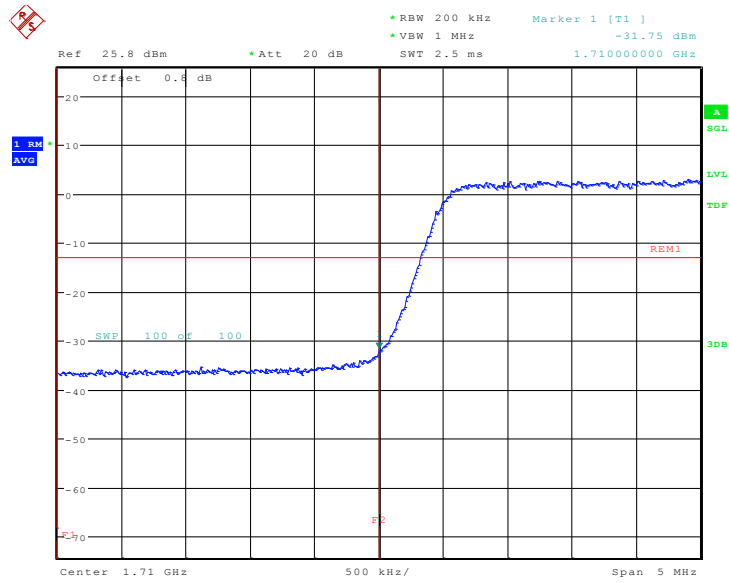
Date: 13.DEC.2022 10:33:21

HIGH BAND EDGE BLOCK-5MHz+15MHz-1RB



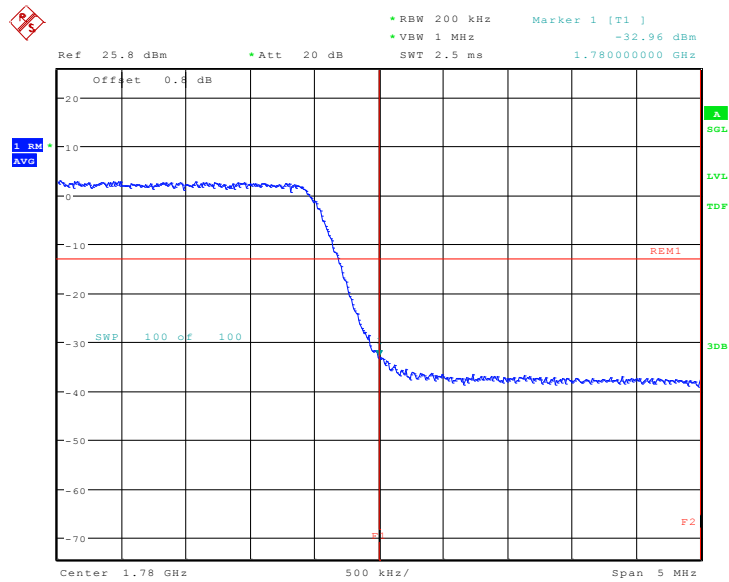
Date: 13.DEC.2022 10:34:58

LOW BAND EDGE BLOCK-10MHz+10MHz-100%RB



Date: 13.DEC.2022 10:36:13

HIGH BAND EDGE BLOCK-10MHz+10MHz-100%RB

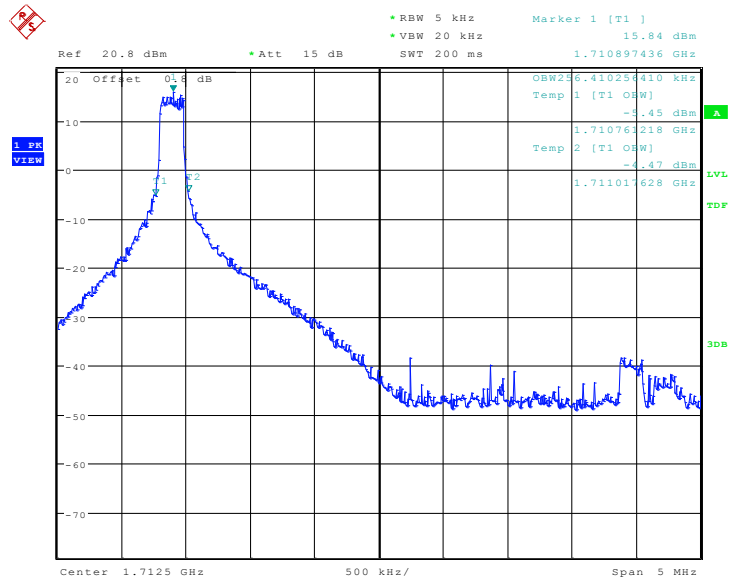


Date: 13.DEC.2022 10:38:19

LTE CA Band 66C

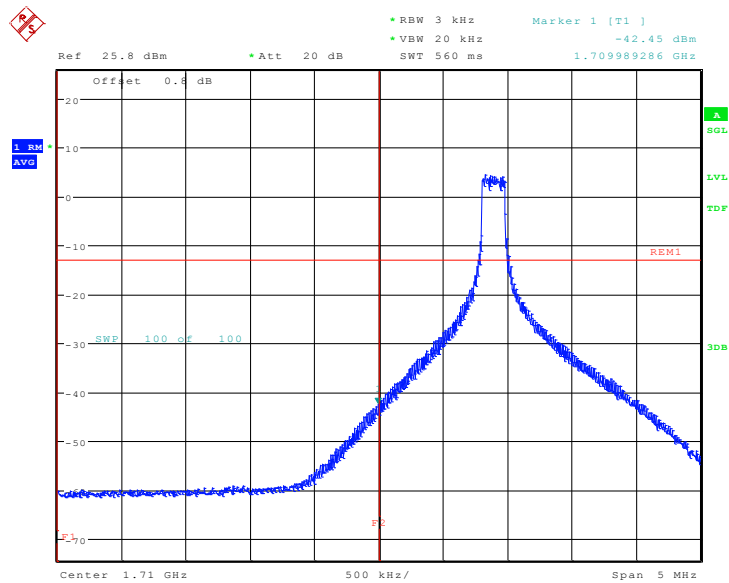
Only the worst case result is given below

OBW: 1RB-low_offset



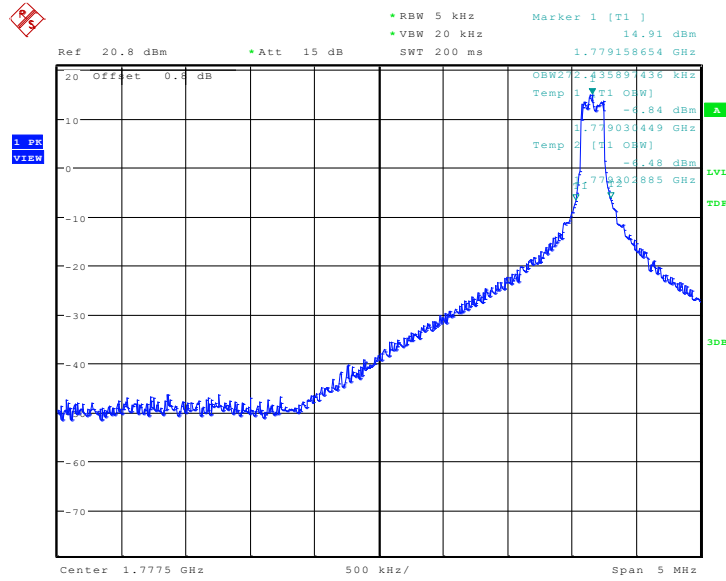
Date: 13.DEC.2022 10:40:03

LOW BAND EDGE BLOCK-10MHz+15MHz-1RB



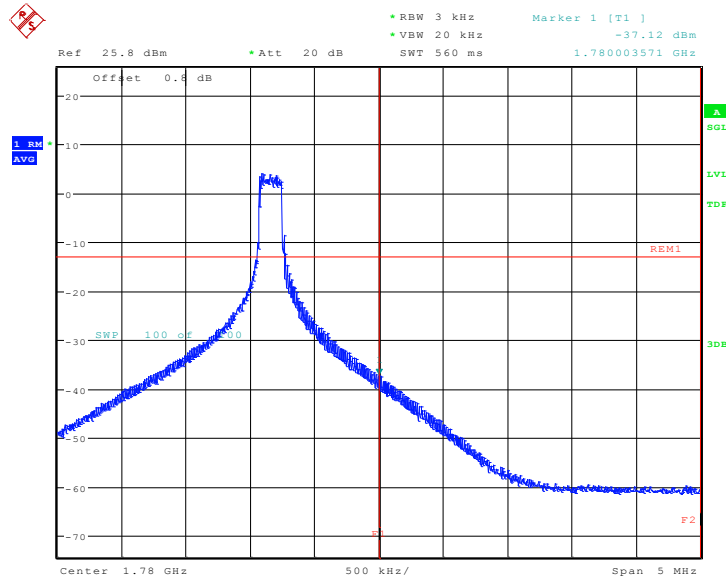
Date: 13.DEC.2022 10:41:40

OBW: 1RB-high_offset



Date: 13.DEC.2022 10:43:40

HIGH BAND EDGE BLOCK-10MHz+15MHz-1RB



Date: 13.DEC.2022 10:45:16

A.7 Conducted Spurious Emission

A.7.1 Measurement Method

The following steps outline the procedure used to measure the conducted emissions from the EUT.

1. In measuring unwanted emissions, the spectrum shall be investigated from 30 MHz or the lowest radio frequency signal generated in the equipment, whichever is lower, without going below 9 kHz, up to at least the frequency given below:
 - (a) If the equipment operates below 10 GHz: to the tenth harmonic of the highest fundamental frequency or to 40 GHz, whichever is lower.
 - (b) If the equipment operates at or above 10 GHz: to the fifth harmonic of the highest fundamental frequency or to 100 GHz, whichever is lower.
2. Determine EUT transmit frequencies: below outlines the band edge frequencies pertinent to conducted emissions testing.
3. The number of sweep points of spectrum analyzer is greater than $2 \times \text{span/RBW}$.

A. 7.2 Measurement Limit

Part 22.917, Part 24.238 and Part 27.53(h) specify that the power of any emission outside of the authorized operating frequency ranges must be attenuated below the transmitting power (P) by a factor of at least $43 + 10 \log(P)$ dB.

Part 27.53(m) specifies for mobile digital stations, the attenuation factor shall be not less than $40 + 10 \log(P)$ dB on all frequencies between the channel edge and 5 megahertz from the channel edge, $43 + 10 \log(P)$ dB on all frequencies between 5 megahertz and X megahertz from the channel edge, and $55 + 10 \log(P)$ dB on all frequencies more than X megahertz from the channel edge, where X is the greater of 6 megahertz or the actual emission bandwidth as defined in paragraph (m)(6) of this section. In addition, the attenuation factor shall not be less than $43 + 10 \log(P)$ dB on all frequencies between 2490.5 MHz and 2496 MHz and $55 + 10 \log(P)$ dB at or below 2490.5 MHz. Mobile Satellite Service licensees operating on frequencies below 2495 MHz may also submit a documented interference complaint against BRS licensees operating on channel BRS Channel 1 on the same terms and conditions as adjacent channel BRS or EBS licensees.

Part 27.53(c) states for operations in the 746-758 MHz band and the 776-788 MHz band, the power of any emission outside the licensee's frequency band(s) of operation shall be attenuated below the transmitter power (P) within the licensed band(s) of operation, measured in watts, in accordance with the following:(1) On any frequency outside the 746-758 MHz band, the power of any emission shall be attenuated outside the band below the transmitter power (P) by at least $43 + 10 \log(P)$ dB;(2) On any frequency outside the 776-788 MHz band, the power of any emission shall be attenuated outside the band below the transmitter power (P) by at least $43 + 10 \log(P)$ dB;(4) On all frequencies between 763-775 MHz and 793-805 MHz, by a factor not less than $65 + 10 \log(P)$ dB in a 6.25 kHz band segment, for mobile and portable stations.

Part 27.53(f) states for operations in the 746–758 MHz, 775–788 MHz, and 805–806 MHz bands, emissions in the band 1559–1610 MHz shall be limited to -70dBW/MHz equivalent isotropically radiated power (EIRP) for wideband signals.

Part 27.53(g) states for operations in the 600 MHz band and the 698–746 MHz band, the power of any emission outside a licensee's frequency band(s) of operation shall be attenuated below the



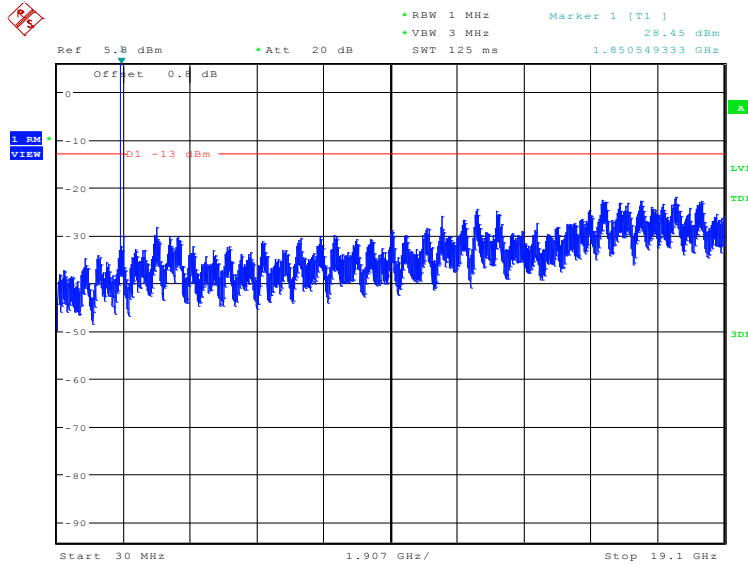
transmitter power (P) within the licensed band(s) of operation, measured in watts, by at least $43 + 10 \log (P)$ dB. Compliance with this provision is based on the use of measurement instrumentation employing a resolution bandwidth of 100 kilohertz or greater. However, in the 100 kilohertz bands immediately outside and adjacent to a licensee's frequency block, a resolution bandwidth of at least 30 kHz may be employed.

A. 7.3 Measurement result

Only the worst case result is given below

LTE band 2: 30MHz – 19.1GHz

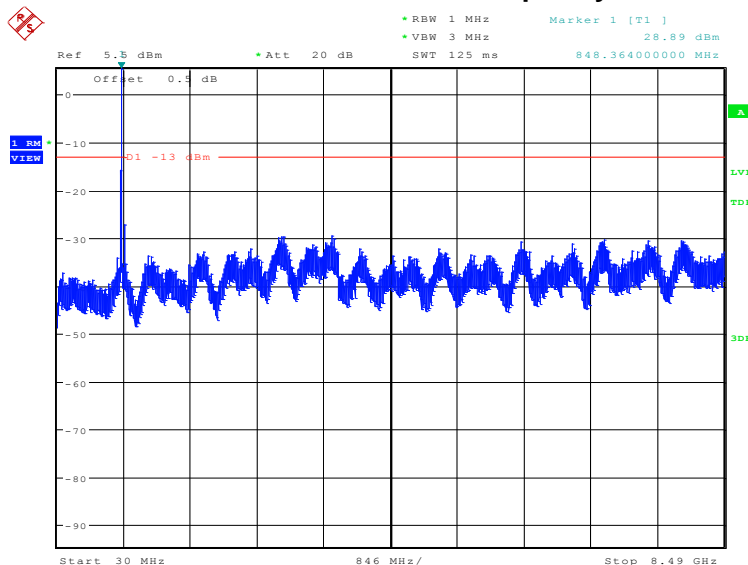
NOTE: peak above the limit line is the carrier frequency.



Date: 13.DEC.2022 09:05:49

LTE band 5: 30MHz – 8.49GHz

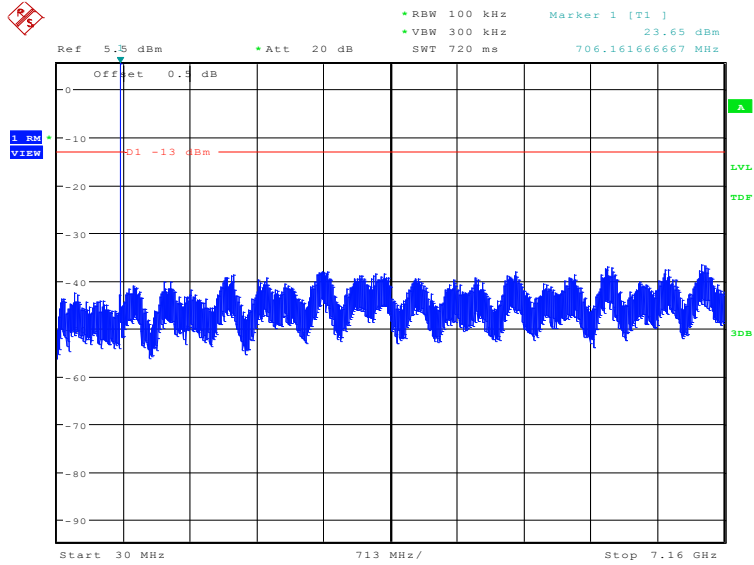
NOTE: peak above the limit line is the carrier frequency.



Date: 13.DEC.2022 09:06:33

LTE band 12: 30MHz – 7.16GHz

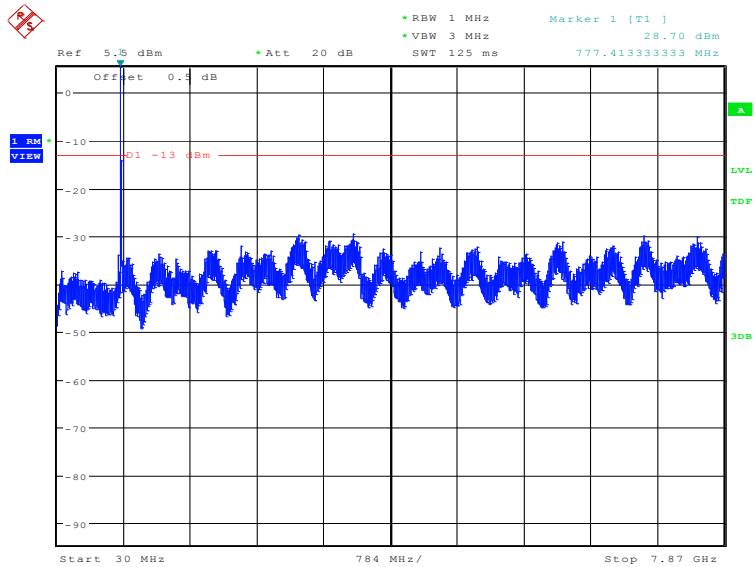
NOTE: peak above the limit line is the carrier frequency.



Date: 13.DEC.2022 09:08:28

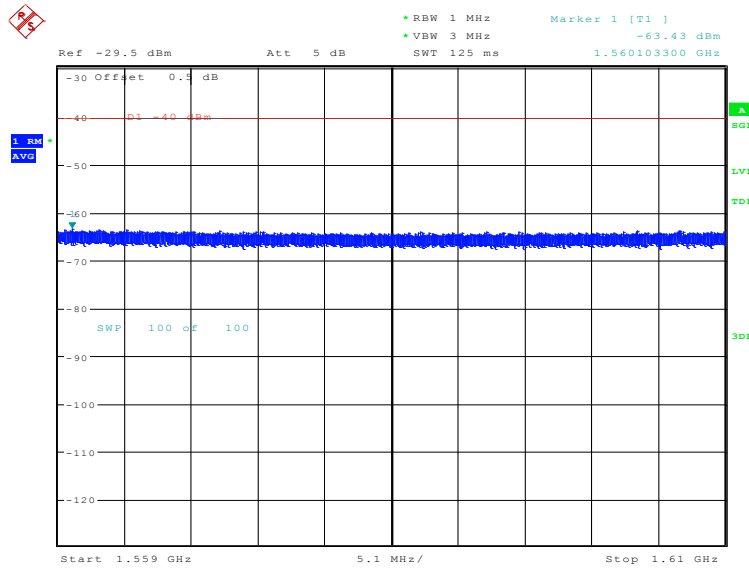
LTE band 13: 30MHz – 7.87GHz

NOTE: peak above the limit line is the carrier frequency.



Date: 13.DEC.2022 09:09:12

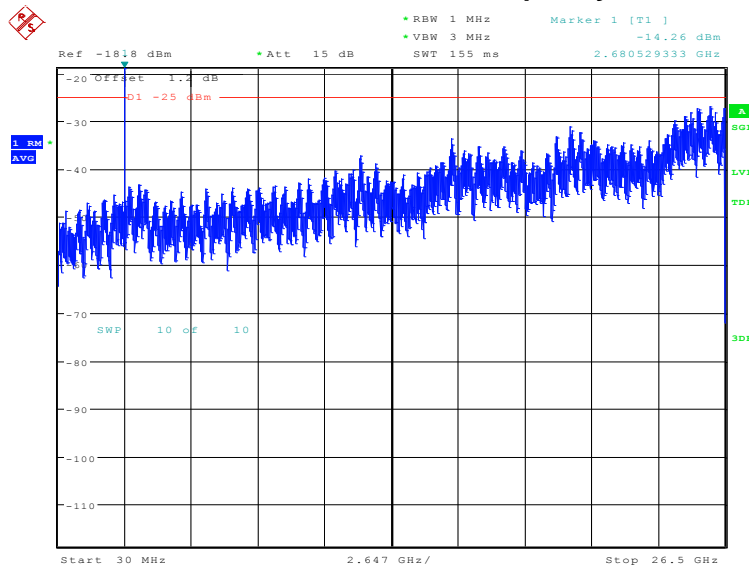
LTE band 13: 1559MHz – 1610MHz



Date: 13.DEC.2022 09:09:46

LTE band 41: 30MHz – 26.5GHz

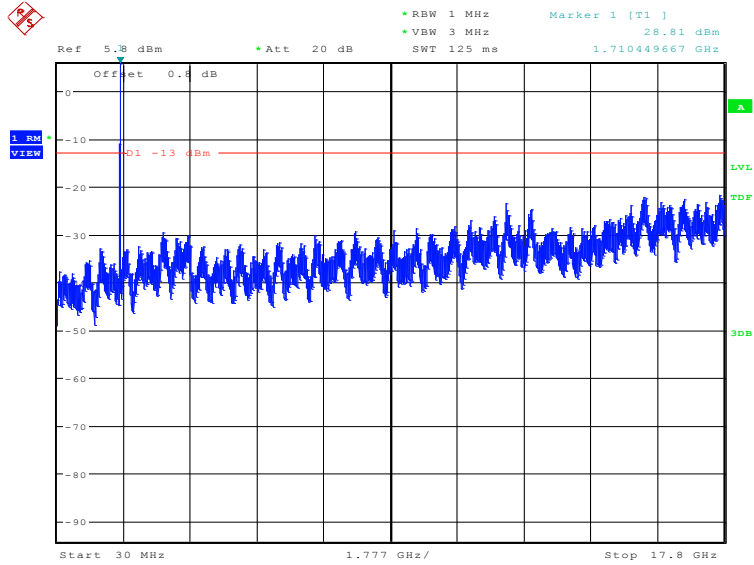
NOTE: peak above the limit line is the carrier frequency.



Date: 13.DEC.2022 09:12:26

LTE band 66: 30MHz – 17.8GHz

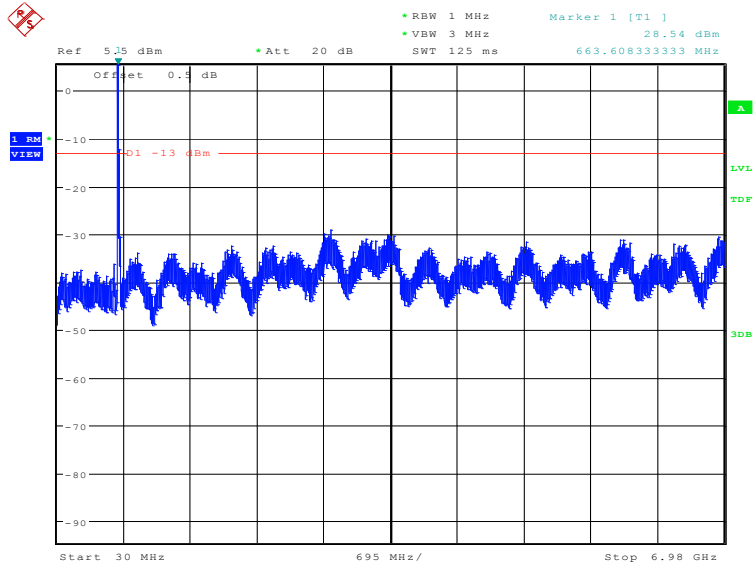
NOTE: peak above the limit line is the carrier frequency.



Date: 13.DEC.2022 09:11:13

LTE band 71: 30MHz – 6.98GHz

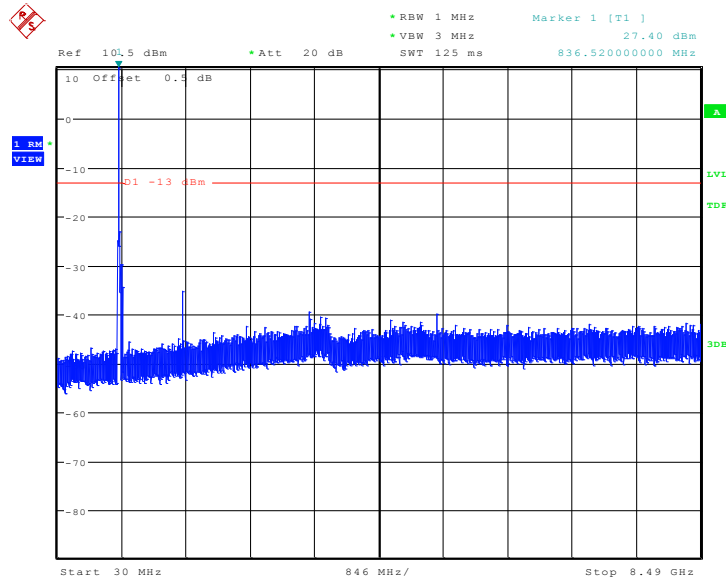
NOTE: peak above the limit line is the carrier frequency.



Date: 13.DEC.2022 09:04:14

LTE CA Band 5B: 30MHz –8.49GHz

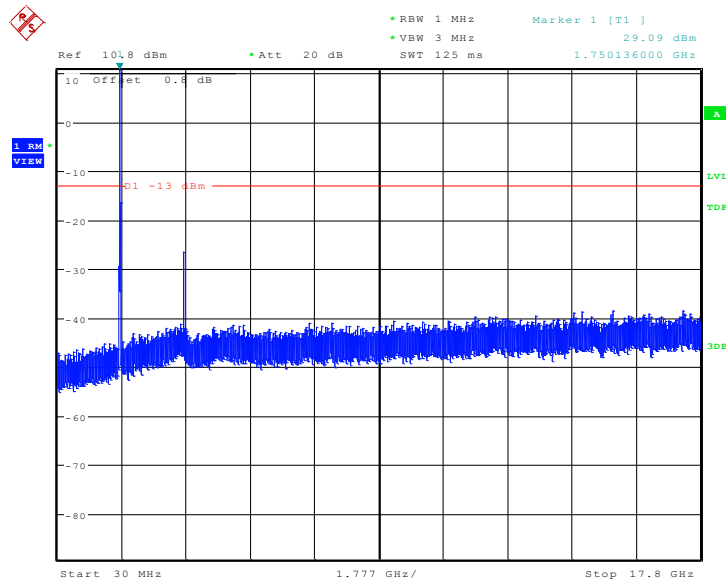
NOTE: peak above the limit line is the carrier frequency.



Date: 13.DEC.2022 10:49:48

LTE CA Band 66B: 30MHz –17.8GHz

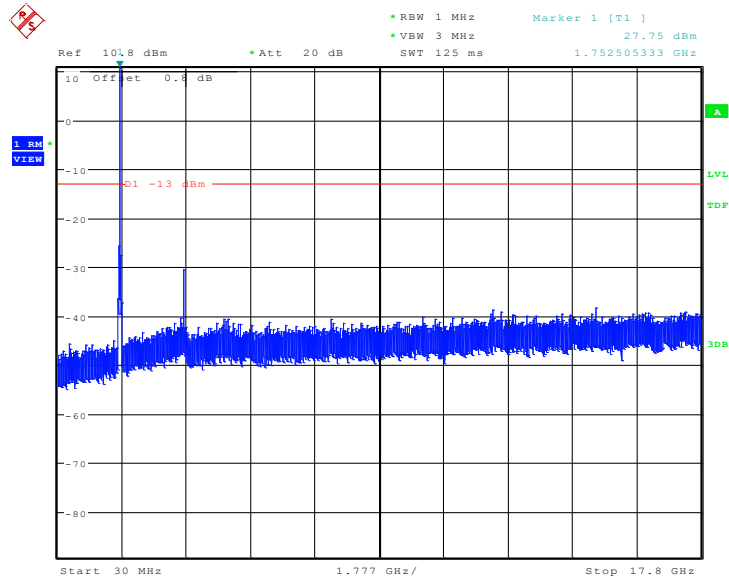
NOTE: peak above the limit line is the carrier frequency.



Date: 13.DEC.2022 10:51:45

LTE CA Band 66C: 30MHz – 17.8GHz

NOTE: peak above the limit line is the carrier frequency.



Date: 13.DEC.2022 10:53:35

Note: Expanded measurement uncertainty is $U = 0.622$ dB, $k = 2$.

A.8 Peak-to-Average Power Ratio

The peak-to-average ratio (PAR) of the transmission may not exceed 13 dB

- a) Refer to instrument's analyzer instruction manual for details on how to use the power statistics/CCDF function;
- b) Set resolution/measurement bandwidth \geq signal's occupied bandwidth;
- c) Set the number of counts to a value that stabilizes the measured CCDF curve;
- d) Record the maximum PAPR level associated with a probability of 0.1%.

LTE band 2, 20MHz

Frequency(MHz)	PAPR(dB)		
1880.0	QPSK	16QAM	64QAM
	6.70	7.21	7.44

LTE band 12, 10MHz

Frequency(MHz)	PAPR(dB)		
707.5	QPSK	16QAM	64QAM
	5.64	6.38	6.51

LTE band 13, 10MHz

Frequency(MHz)	PAPR(dB)		
782.0	QPSK	16QAM	64QAM
	5.13	5.93	6.09

LTE band 41, 20MHz

Frequency (MHz)	PAPR (dB)		
2593.0	QPSK	16QAM	64QAM
	8.33	8.85	9.01

LTE band 66, 20MHz

Frequency(MHz)	PAPR(dB)		
1745.0	QPSK	16QAM	64QAM
	6.60	7.31	7.34

LTE band 71, 20MHz

Frequency(MHz)	PAPR(dB)		
680.5	QPSK	16QAM	64QAM
	6.89	7.37	7.47

LTE CA Band 66B, 10MHz+10MHz

Frequency(MHz)	PAPR(dB)		
1755	QPSK	16QAM	64QAM
	7.40	7.76	7.79

LTE CA Band 66C, 20MHz+20MHz

Frequency(MHz)	PAPR(dB)		
1755	QPSK	16QAM	64QAM
	8.21	8.27	8.17

Note: Expanded measurement uncertainty is $U = 0.578 \text{ dB}$, $k = 2$.

Annex B: Accreditation Certificate

<p>United States Department of Commerce National Institute of Standards and Technology</p> <div style="display: flex; justify-content: space-around; align-items: center;"><div style="font-size: 2em; font-weight: bold; letter-spacing: 0.5em;">NVLAP[®]</div><div style="text-align: center;"></div></div> <hr/> <p style="text-align: center;">Certificate of Accreditation to ISO/IEC 17025:2017</p> <hr/> <p style="text-align: center;">NVLAP LAB CODE: 600118-0</p> <p style="text-align: center;">Telecommunication Technology Labs, CAICT Beijing China</p> <p style="text-align: center;"><i>is accredited by the National Voluntary Laboratory Accreditation Program for specific services, listed on the Scope of Accreditation, for:</i></p> <p style="text-align: center;">Electromagnetic Compatibility & Telecommunications</p> <p style="text-align: center;"><i>This laboratory is accredited in accordance with the recognized International Standard ISO/IEC 17025:2017. This accreditation demonstrates technical competence for a defined scope and the operation of a laboratory quality management system (refer to joint ISO-ILAC-IAF Communique dated January 2009).</i></p> <div style="display: flex; justify-content: space-between; align-items: center;"><div style="text-align: center;"><hr/><p>2022-10-01 through 2023-09-30 <i>Effective Dates</i></p></div><div style="text-align: center;"></div><div style="text-align: center;"> <hr/><p><i>For the National Voluntary Laboratory Accreditation Program</i></p></div></div>	
---	--

END OF REPORT