



**BUREAU  
VERITAS**

**Test Report No.: PSU-QSU2309010210RF06**

Rg	Frequency [MHz]	AVG Level [dBμV/m]	AVG Limit [dBμV/m]	AVG Margin [dB]	Correction [dB]	Polarization	Azimuth [deg]	Antenna Height [m]
1	2,463.000	90.52			9.96	H	143	1
1	2,483.500	42.79	54.00	11.21	9.88	H	143	1
1	2,484.000	42.27	54.00	11.73	9.88	H	143	1





**BUREAU  
VERITAS**

**Test Report No.: PSU-QSU2309010210RF06**

<b>CHANNEL</b>	TX Channel 11	<b>DETECTOR FUNCTION</b>	Peak (PK)
<b>FREQUENCY RANGE</b>	1GHz ~ 25GHz		Average (AV)

**ANTENNA POLARITY & TEST DISTANCE: VERTICAL AT 3 M**

Rg	Frequency [MHz]	PK+ Level [dBμV/m]	PK+ Limit [dBμV/m]	PK+ Margin [dB]	Correction [dB]	Polarization	Azimuth [deg]	Antenna Height [m]
1	2,457.500	97.07			9.97	V	137	1
1	2,483.500	54.81	74.00	19.19	9.88	V	160.8	1
1	2,485.000	54.14	74.00	19.86	9.88	V	160.8	1

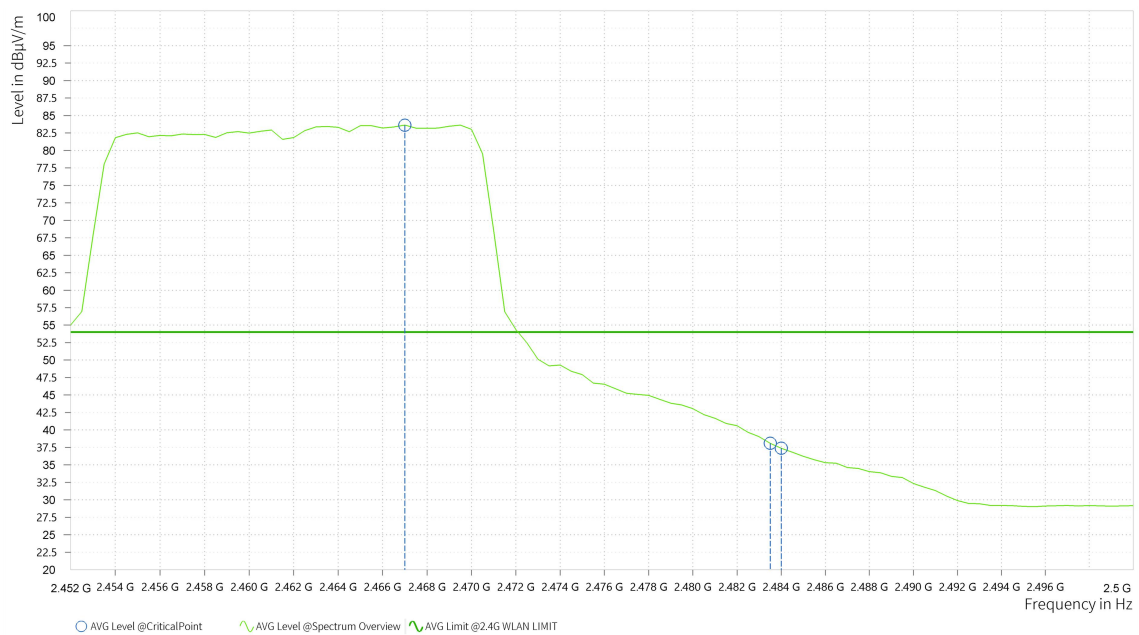




**BUREAU  
VERITAS**

**Test Report No.: PSU-QSU2309010210RF06**

Rg	Frequency [MHz]	AVG Level [dBμV/m]	AVG Limit [dBμV/m]	AVG Margin [dB]	Correction [dB]	Polarization	Azimuth [deg]	Antenna Height [m]
1	2,467.000	83.63			9.95	V	141.8	1
1	2,483.500	38.08	54.00	15.92	9.88	V	141.8	1
1	2,484.000	37.38	54.00	16.62	9.88	V	141.8	1



**REMARKS:**

1. Emission Level = Read Level+ Antenna Factor + Cable Loss- Preamp Factor  
Margin value = Limit value – Emission level.
2. 2462MHz: Fundamental frequency.



**BUREAU  
VERITAS**

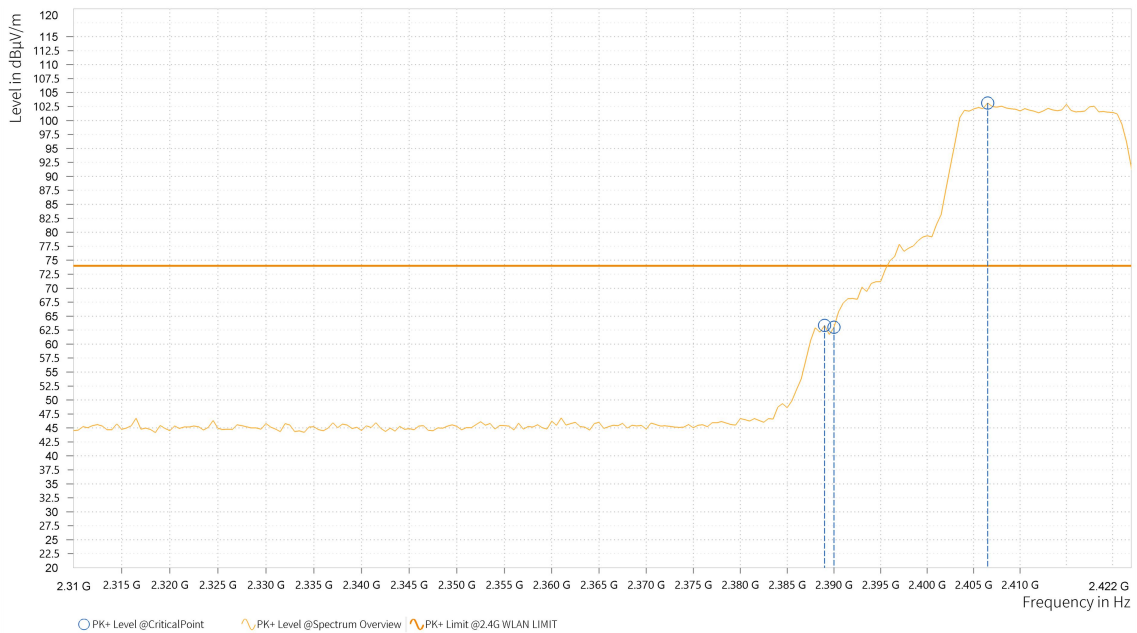
**Test Report No.: PSU-QSU2309010210RF06**

**802.11n (20MHz)**

<b>CHANNEL</b>	TX Channel 1	<b>DETECTOR FUNCTION</b>	Peak (PK)
<b>FREQUENCY RANGE</b>	1GHz ~ 25GHz		Average (AV)

**ANTENNA POLARITY & TEST DISTANCE: HORIZONTAL AT 3 M**

Rg	Frequency [MHz]	PK+ Level [dBμV/m]	PK+ Limit [dBμV/m]	PK+ Margin [dB]	Correction [dB]	Polarization	Azimuth [deg]	Antenna Height [m]
1	2,389.000	63.33	74.00	10.67	9.83	H	220.6	2
1	2,390.000	62.99	74.00	11.01	9.84	H	220.6	2
1	2,406.500	103.15			9.86	H	165.7	1

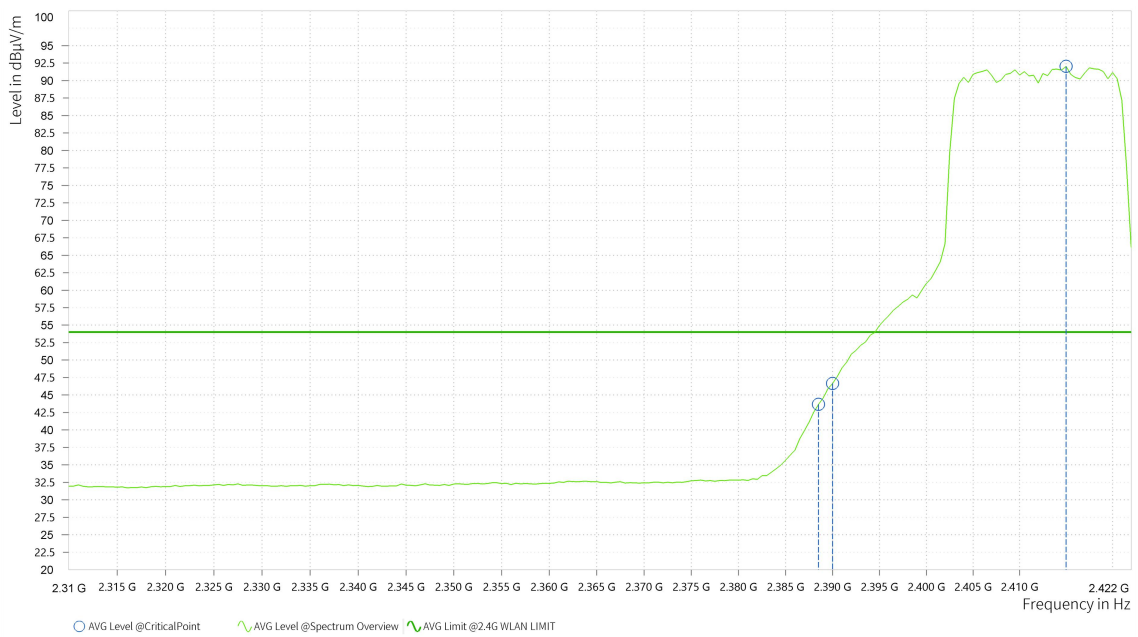




**BUREAU  
VERITAS**

**Test Report No.: PSU-QSU2309010210RF06**

Rg	Frequency [MHz]	AVG Level [dBμV/m]	AVG Limit [dBμV/m]	AVG Margin [dB]	Correction [dB]	Polarization	Azimuth [deg]	Antenna Height [m]
1	2,388.500	43.66	54.00	10.34	9.83	H	252.8	2
1	2,390.000	46.65	54.00	7.35	9.84	H	252.8	2
1	2,415.000	92.03			9.87	H	252.8	2





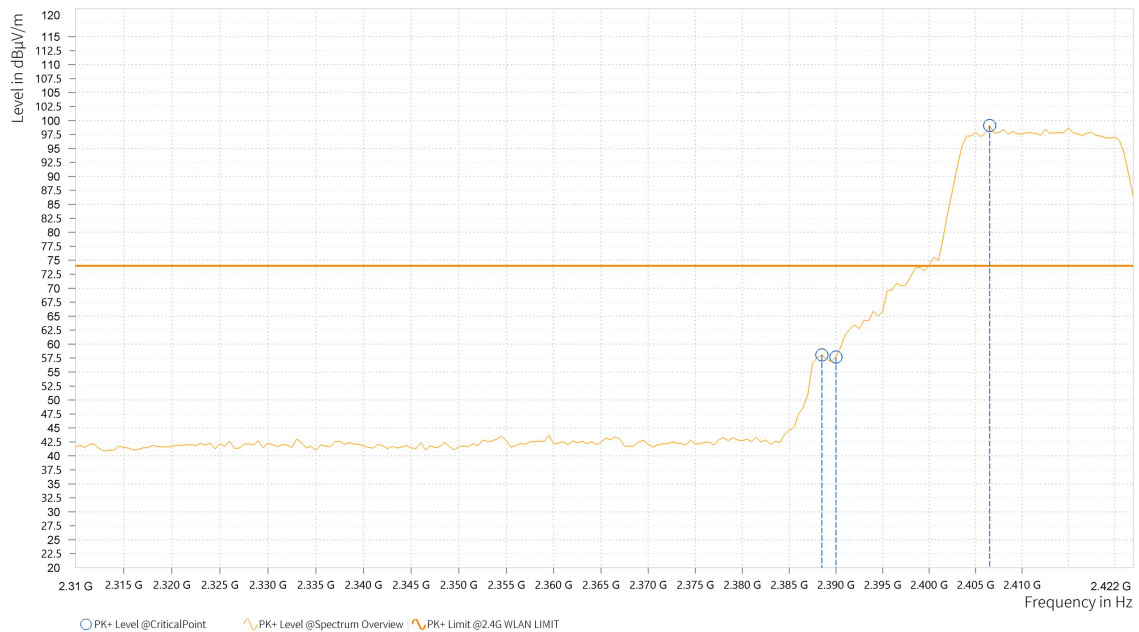
**BUREAU  
VERITAS**

**Test Report No.: PSU-QSU2309010210RF06**

<b>CHANNEL</b>	TX Channel 1	<b>DETECTOR FUNCTION</b>	Peak (PK)
<b>FREQUENCY RANGE</b>	1GHz ~ 25GHz		Average (AV)

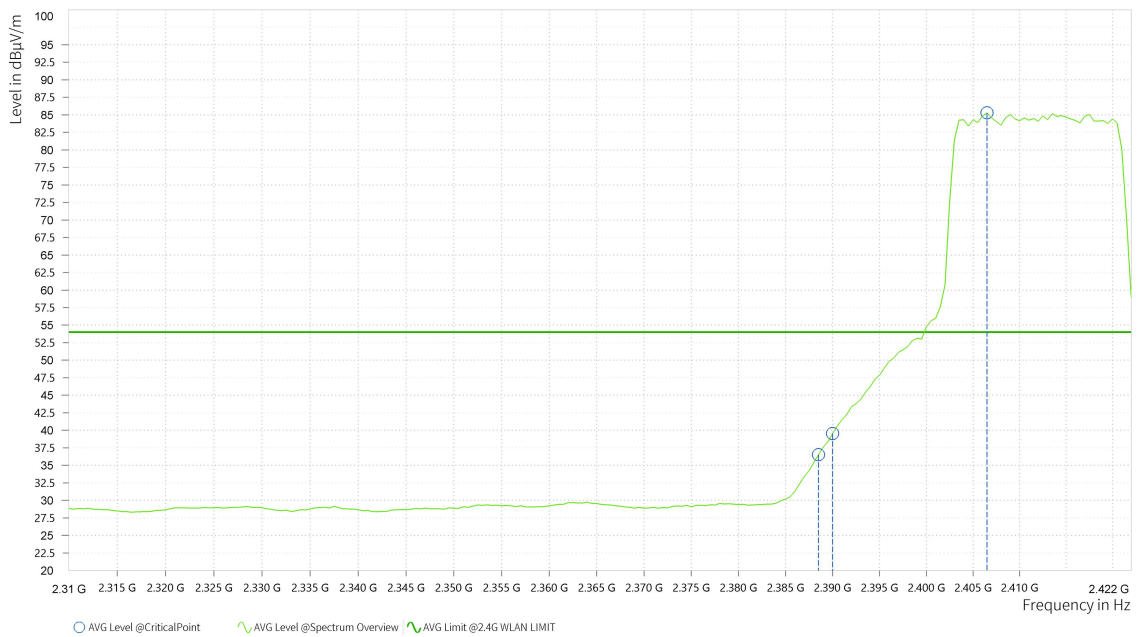
**ANTENNA POLARITY & TEST DISTANCE: VERTICAL AT 3 M**

Rg	Frequency [MHz]	PK+ Level [dBμV/m]	PK+ Limit [dBμV/m]	PK+ Margin [dB]	Correction [dB]	Polarization	Azimuth [deg]	Antenna Height [m]
1	2,388.500	58.07	74.00	15.93	9.83	V	169.3	1
1	2,390.000	57.70	74.00	16.30	9.84	V	169.3	1
1	2,406.500	99.11			9.86	V	169.3	1





Rg	Frequency [MHz]	AVG Level [dBμV/m]	AVG Limit [dBμV/m]	AVG Margin [dB]	Correction [dB]	Polarization	Azimuth [deg]	Antenna Height [m]
1	2,388.500	36.51	54.00	17.49	9.83	V	141.8	1
1	2,390.000	39.54	54.00	14.46	9.84	V	141.8	1
1	2,406.500	85.28			9.86	V	141.8	1



**REMARKS:**

1. Emission Level = Read Level+ Antenna Factor + Cable Loss- Preamp Factor  
Margin value = Limit value – Emission level.
2. 2412MHz: Fundamental frequency.



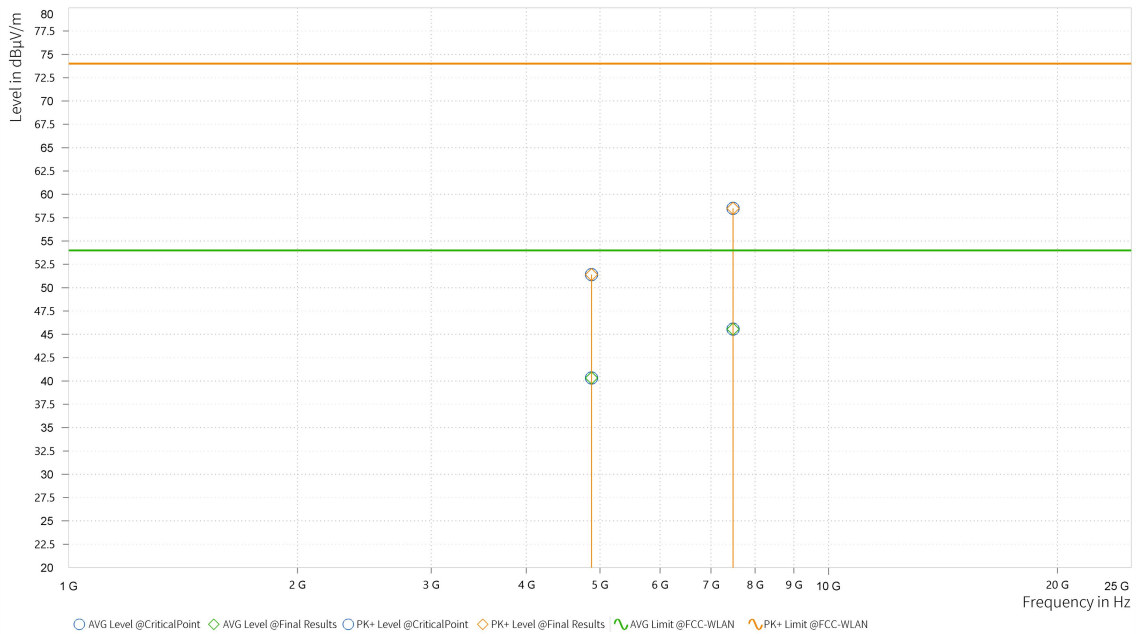
**BUREAU  
VERITAS**

**Test Report No.: PSU-QSU2309010210RF06**

<b>CHANNEL</b>	TX Channel 6	<b>DETECTOR FUNCTION</b>	Peak (PK)
<b>FREQUENCY RANGE</b>	1GHz ~ 25GHz		Average (AV)

**ANTENNA POLARITY & TEST DISTANCE: HORIZONTAL AT 3 M**

Rg	Frequency [MHz]	PK+ Level [dBμV/m]	PK+ Limit [dBμV/m]	PK+ Margin [dB]	AVG Level [dBμV/m]	AVG Limit [dBμV/m]	AVG Margin [dB]	Correction [dB]	Polarization	Azimuth [deg]	Antenna Height [m]
3	4,874.206	51.39	74.00	22.61	40.33	54.00	13.67	15.94	H	359	2
4	7,484.475	58.51	74.00	15.49	45.56	54.00	8.44	23.86	H	359	2



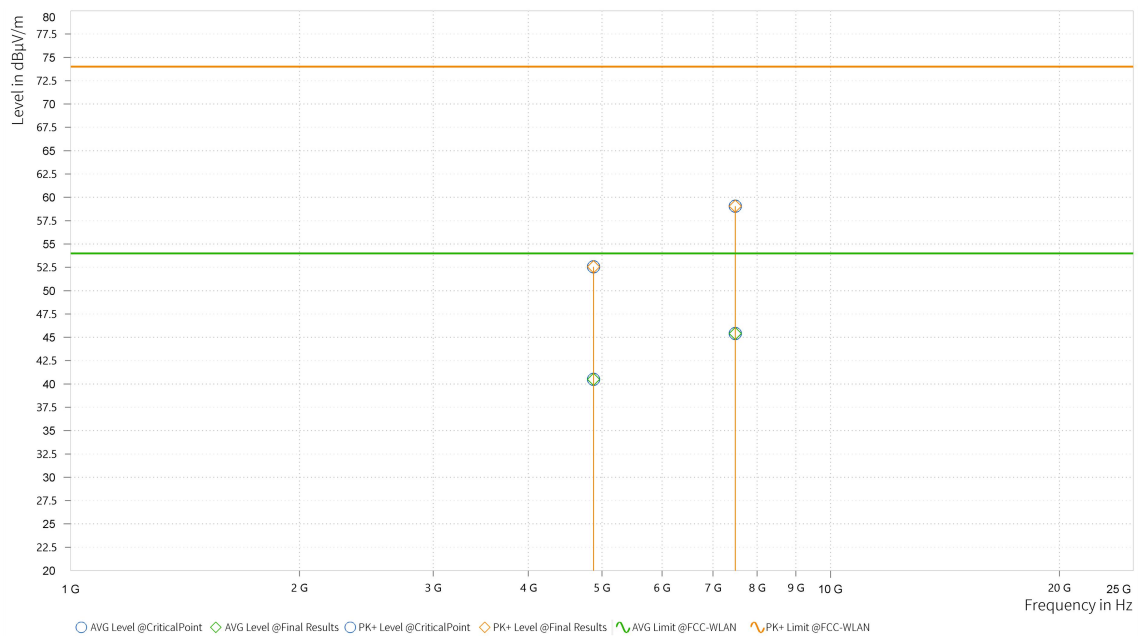




<b>CHANNEL</b>	TX Channel 6	<b>DETECTOR FUNCTION</b>	Peak (PK)
<b>FREQUENCY RANGE</b>	1GHz ~ 25GHz		Average (AV)

**ANTENNA POLARITY & TEST DISTANCE: VERTICAL AT 3 M**

Rg	Frequency [MHz]	PK+ Level [dBμV/m]	PK+ Limit [dBμV/m]	PK+ Margin [dB]	AVG Level [dBμV/m]	AVG Limit [dBμV/m]	AVG Margin [dB]	Correction [dB]	Polarization	Azimuth [deg]	Antenna Height [m]
3	4,874.206	52.57	74.00	21.43	40.49	54.00	13.51	15.94	V	122.6	2
4	7,492.975	59.06	74.00	14.94	45.41	54.00	8.59	23.88	V	348.1	1



**REMARKS:**

- Emission Level = Read Level+ Antenna Factor + Cable Loss- Preamp Factor  
Margin value = Limit value – Emission level.
- 2437MHz: Fundamental frequency.



**BUREAU  
VERITAS**

**Test Report No.: PSU-QSU2309010210RF06**

<b>CHANNEL</b>	TX Channel 11	<b>DETECTOR FUNCTION</b>	Peak (PK)
<b>FREQUENCY RANGE</b>	1GHz ~ 25GHz		Average (AV)

**ANTENNA POLARITY & TEST DISTANCE: HORIZONTAL AT 3 M**

Rg	Frequency [MHz]	PK+ Level [dBμV/m]	PK+ Limit [dBμV/m]	PK+ Margin [dB]	Correction [dB]	Polarization	Azimuth [deg]	Antenna Height [m]
1	2,458.000	103.43			9.97	H	218.2	2
1	2,483.500	66.88	74.00	7.12	9.88	H	218.2	2
1	2,485.000	64.25	74.00	9.75	9.88	H	166.8	1

