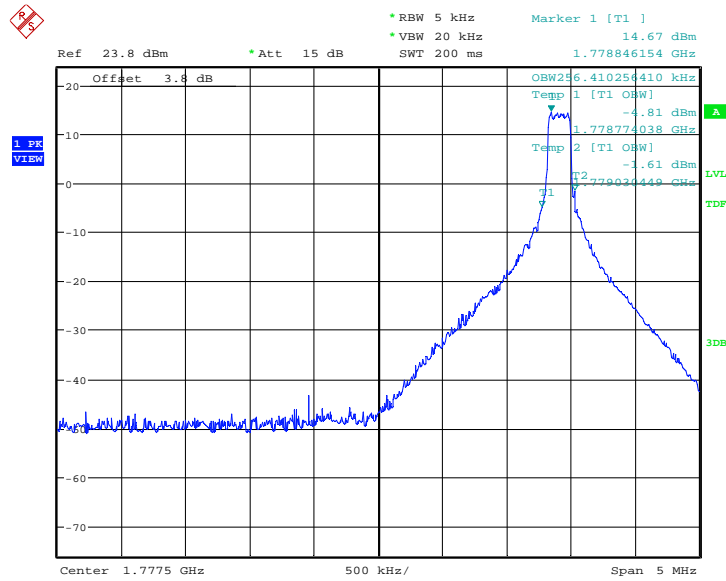
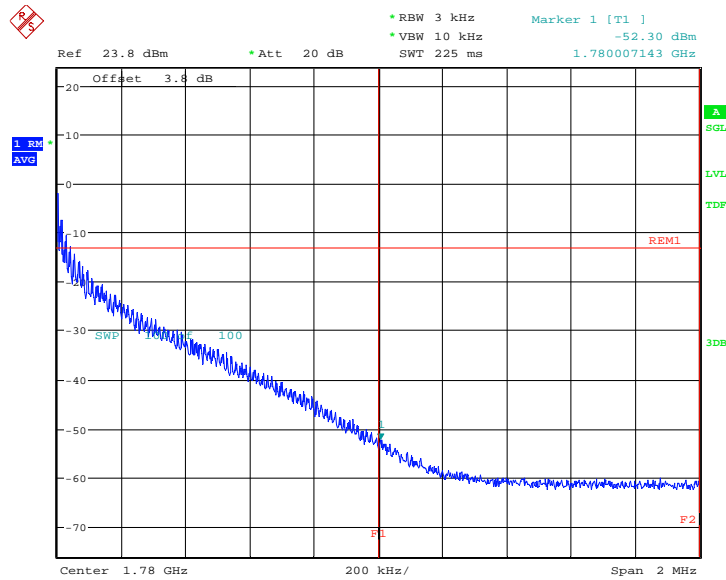


**OBW: 1RB-HIGH\_offset**



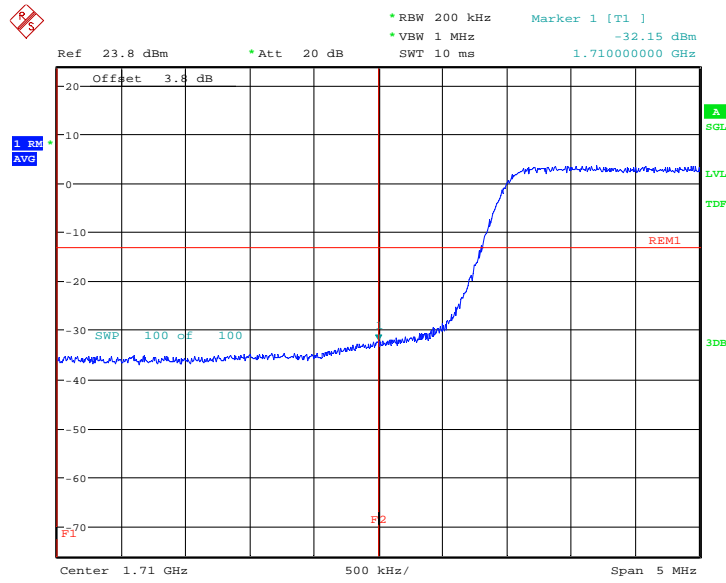
Date: 20.MAY.2022 14:41:42

**HIGH BAND EDGE BLOCK-1RB-HIGH\_offset**



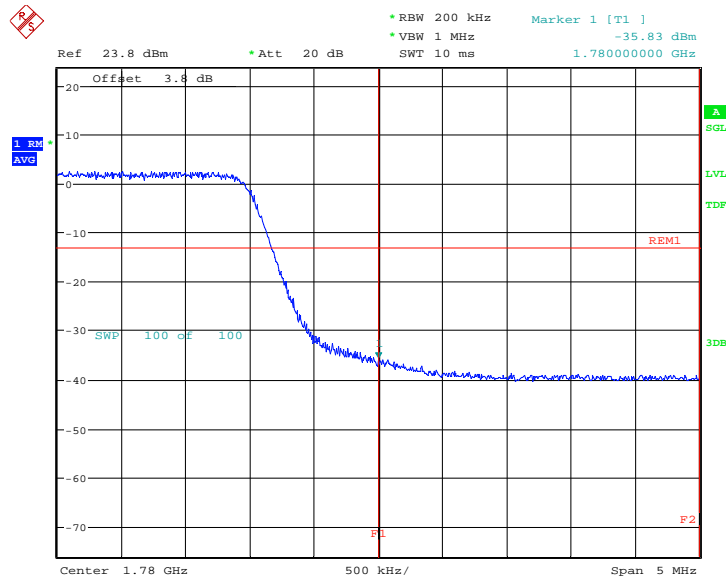
Date: 20.MAY.2022 14:42:45

### LOW BAND EDGE BLOCK-20MHz-100%RB



Date: 20.MAY.2022 10:59:48

### HIGH BAND EDGE BLOCK-20MHz-100%RB



Date: 20.MAY.2022 11:02:50

## **A.7 Conducted Spurious Emission**

### **A.7.1 Measurement Method**

The following steps outline the procedure used to measure the conducted emissions from the EUT.

1. In measuring unwanted emissions, the spectrum shall be investigated from 30 MHz or the lowest radio frequency signal generated in the equipment, whichever is lower, without going below 9 kHz, up to at least the frequency given below:
  - (a) If the equipment operates below 10 GHz: to the tenth harmonic of the highest fundamental frequency or to 40 GHz, whichever is lower.
  - (b) If the equipment operates at or above 10 GHz: to the fifth harmonic of the highest fundamental frequency or to 100 GHz, whichever is lower.
2. Determine EUT transmit frequencies: below outlines the band edge frequencies pertinent to conducted emissions testing.
3. The number of sweep points of spectrum analyzer is greater than  $2 \times \text{span/RBW}$ .

### **A. 7.2 Measurement Limit**

Part 22.917, Part 24.238 and Part 27.53(h) specify that the power of any emission outside of the authorized operating frequency ranges must be attenuated below the transmitting power (P) by a factor of at least  $43 + 10 \log(P)$  dB.

Part 27.53(m) specifies for mobile digital stations, the attenuation factor shall be not less than  $40 + 10 \log(P)$  dB on all frequencies between the channel edge and 5 megahertz from the channel edge,  $43 + 10 \log(P)$  dB on all frequencies between 5 megahertz and X megahertz from the channel edge, and  $55 + 10 \log(P)$  dB on all frequencies more than X megahertz from the channel edge, where X is the greater of 6 megahertz or the actual emission bandwidth as defined in paragraph (m)(6) of this section. In addition, the attenuation factor shall not be less than  $43 + 10 \log(P)$  dB on all frequencies between 2490.5 MHz and 2496 MHz and  $55 + 10 \log(P)$  dB at or below 2490.5 MHz. Mobile Satellite Service licensees operating on frequencies below 2495 MHz may also submit a documented interference complaint against BRS licensees operating on channel BRS Channel 1 on the same terms and conditions as adjacent channel BRS or EBS licensees.

Part 27.53(c) states for operations in the 746-758 MHz band and the 776-788 MHz band, the power of any emission outside the licensee's frequency band(s) of operation shall be attenuated below the transmitter power (P) within the licensed band(s) of operation, measured in watts, in accordance with the following:(1) On any frequency outside the 746-758 MHz band, the power of any emission shall be attenuated outside the band below the transmitter power (P) by at least  $43 + 10 \log(P)$  dB;(2) On any frequency outside the 776-788 MHz band, the power of any emission shall be attenuated outside the band below the transmitter power (P) by at least  $43 + 10 \log(P)$  dB;(4) On all frequencies between 763-775 MHz and 793-805 MHz, by a factor not less than  $65 + 10 \log(P)$  dB in a 6.25 kHz band segment, for mobile and portable stations.

Part 27.53(f) states for operations in the 746–758 MHz, 775–788 MHz, and 805–806 MHz bands, emissions in the band 1559–1610 MHz shall be limited to -70dBW/MHz equivalent isotropically radiated power (EIRP) for wideband signals.

Part 27.53(g) states for operations in the 600 MHz band and the 698–746 MHz band, the power of any emission outside a licensee's frequency band(s) of operation shall be attenuated below the

transmitter power (P) within the licensed band(s) of operation, measured in watts, by at least  $43 + 10 \log (P)$  dB. Compliance with this provision is based on the use of measurement instrumentation employing a resolution bandwidth of 100 kilohertz or greater. However, in the 100 kilohertz bands immediately outside and adjacent to a licensee's frequency block, a resolution bandwidth of at least 30 kHz may be employed.

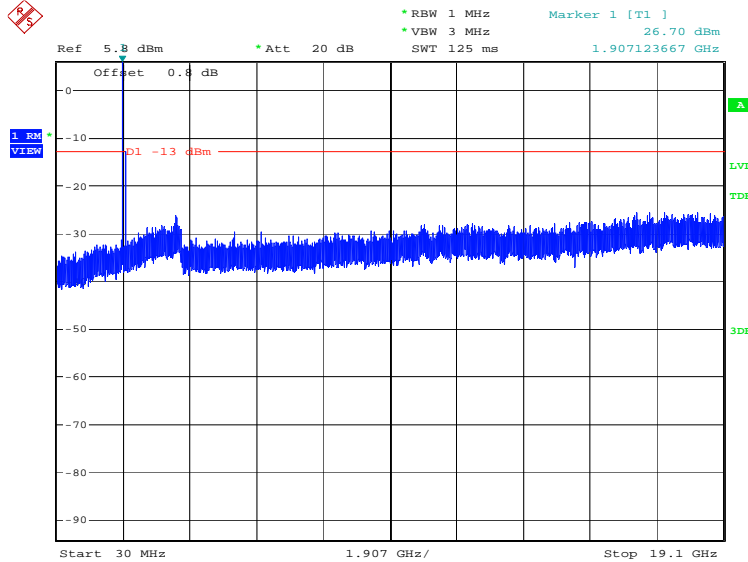
Part 90.691 states that out-of-band emission requirement shall apply only to the "outer" channels included in an EA license and to spectrum adjacent to interior channels used by incumbent licensees. The emission limits are as follows: For any frequency removed from the EA licensee's frequency block by up to and including 37.5 kHz, the power of any emission shall be attenuated below the transmitter power (P) in watts by at least  $116 \log_{10}(f/6.1)$  decibels or  $50 + 10 \log_{10}(P)$  decibels or 80 decibels, whichever is the lesser attenuation, where f is the frequency removed from the center of the outer channel in the block in kilohertz and where f is greater than 12.5 kHz. For any frequency removed from the EA licensee's frequency block greater than 37.5 kHz, the power of any emission shall be attenuated below the transmitter power (P) in watts by at least  $43 + 10 \log_{10}(P)$  decibels or 80 decibels, whichever is the lesser attenuation, where f is the frequency removed from the center of the outer channel in the block in kilohertz and where f is greater than 37.5 kHz.

**A. 7.3 Measurement result**

Only the worst case result is given below

**LTE band 2: 30MHz – 19.1GHz**

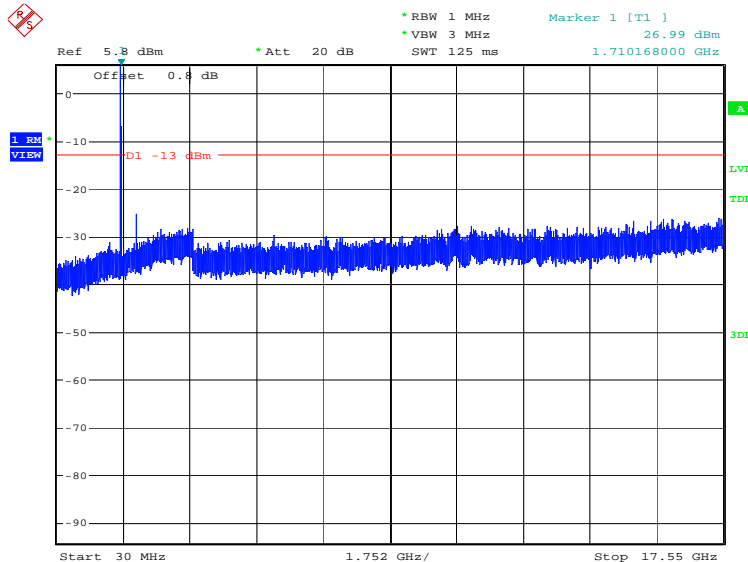
**NOTE: peak above the limit line is the carrier frequency.**



Date: 9.MAY.2022 14:47:39

**LTE band 4: 30MHz – 17.55GHz**

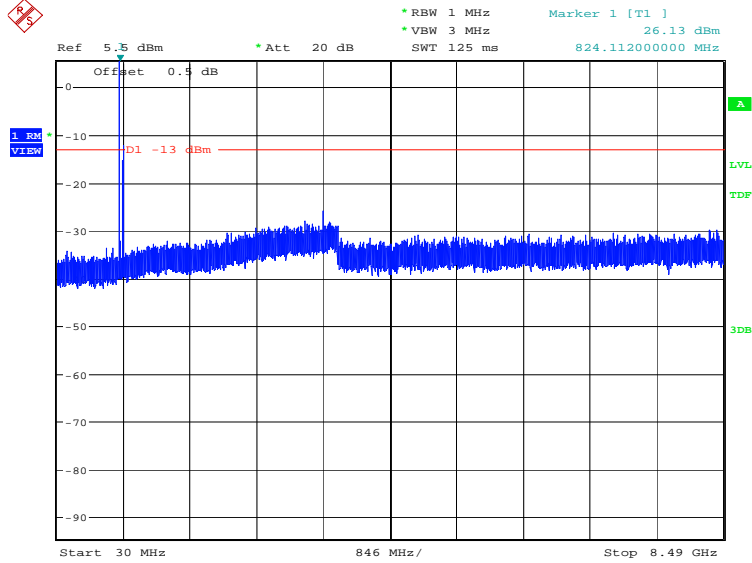
**NOTE: peak above the limit line is the carrier frequency.**



Date: 9.MAY.2022 15:11:28

**LTE band 5: 30MHz – 8.49GHz**

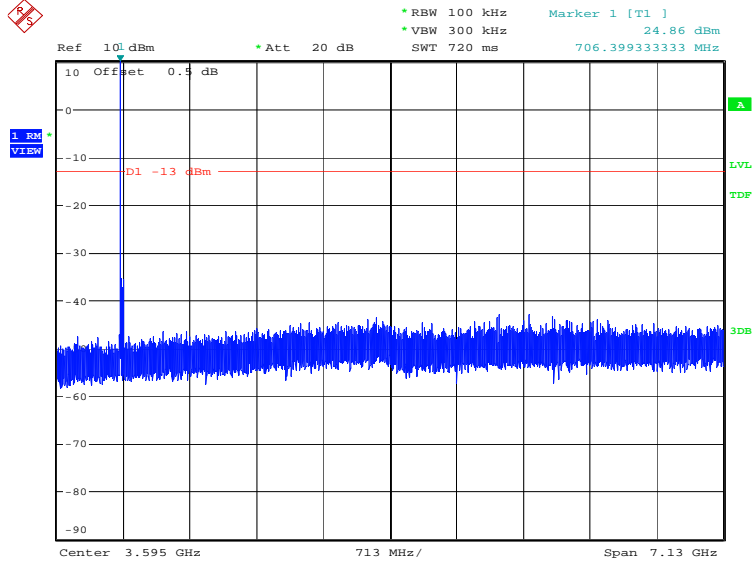
**NOTE: peak above the limit line is the carrier frequency.**



Date: 9.MAY.2022 14:49:55

**LTE band 12: 30MHz – 7.16GHz**

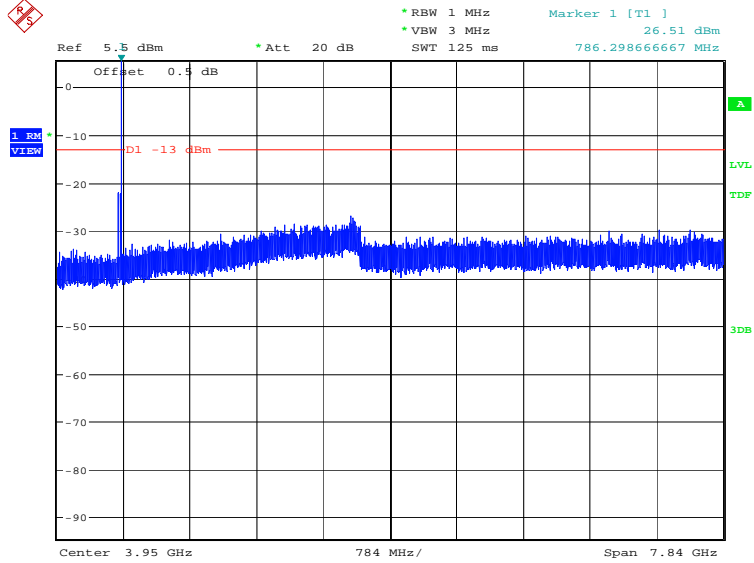
**NOTE: peak above the limit line is the carrier frequency.**



Date: 9.MAY.2022 10:29:05

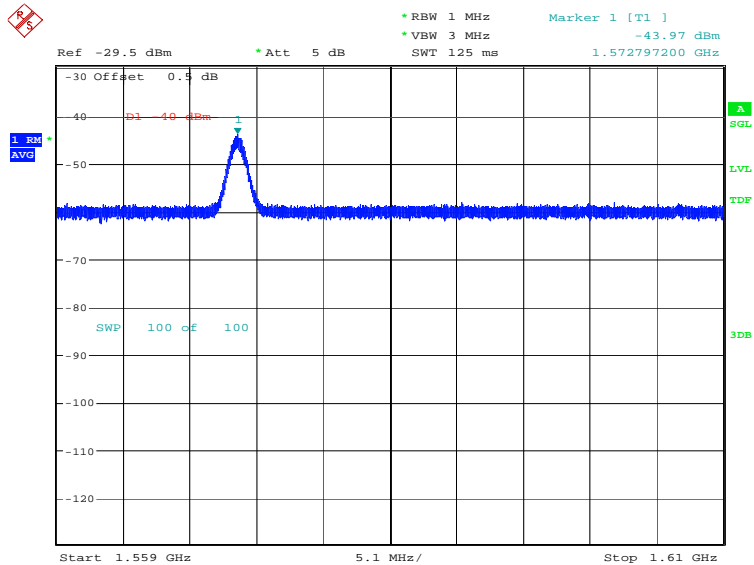
**LTE band 13: 30MHz – 7.87GHz**

**NOTE: peak above the limit line is the carrier frequency.**



Date: 9.MAY.2022 13:32:16

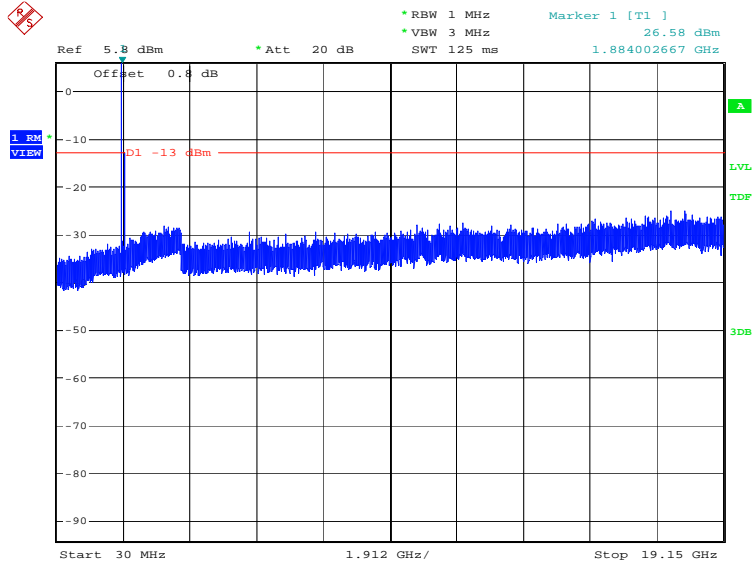
**LTE band 13: 1559MHz – 1610MHz**



Date: 9.MAY.2022 13:33:08

**LTE band 25: 30MHz – 19.15GHz**

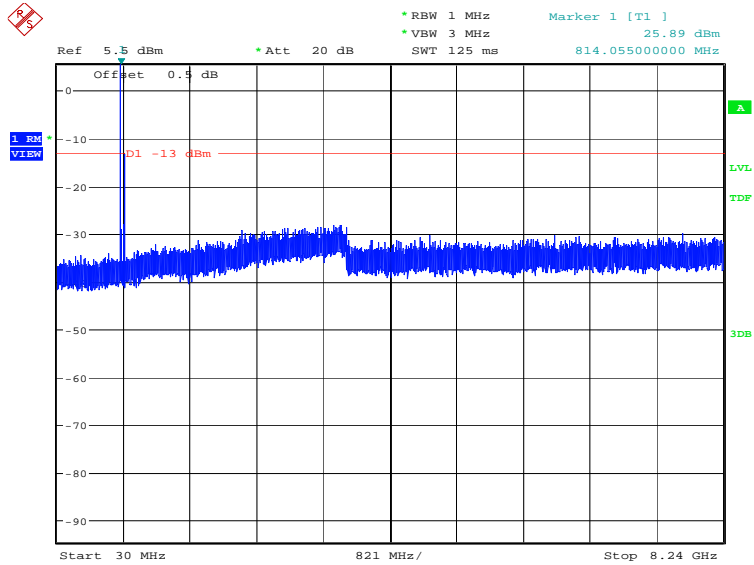
**NOTE: peak above the limit line is the carrier frequency.**



Date: 9.MAY.2022 14:50:42

**LTE band 26(814MHz~824MHz): 30MHz – 8.24GHz**

**NOTE: peak above the limit line is the carrier frequency.**

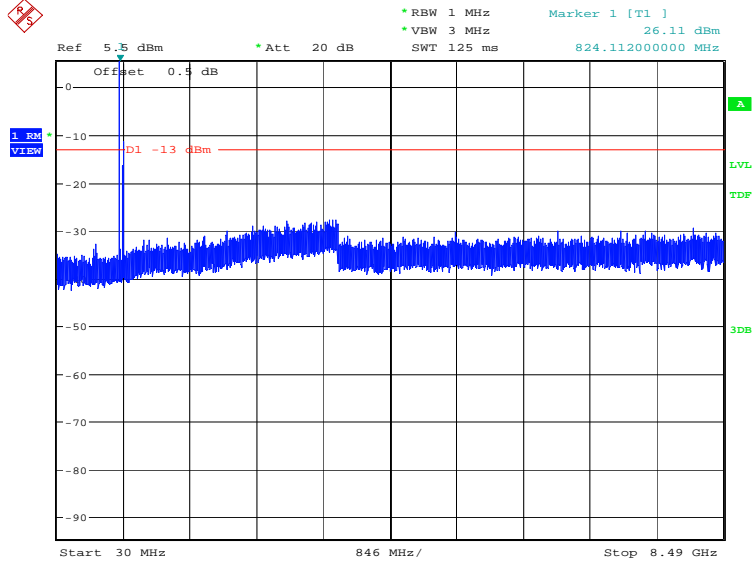


Date: 9.MAY.2022 14:53:06



**LTE band 26(824MHz~849MHz): 30MHz – 8.49GHz**

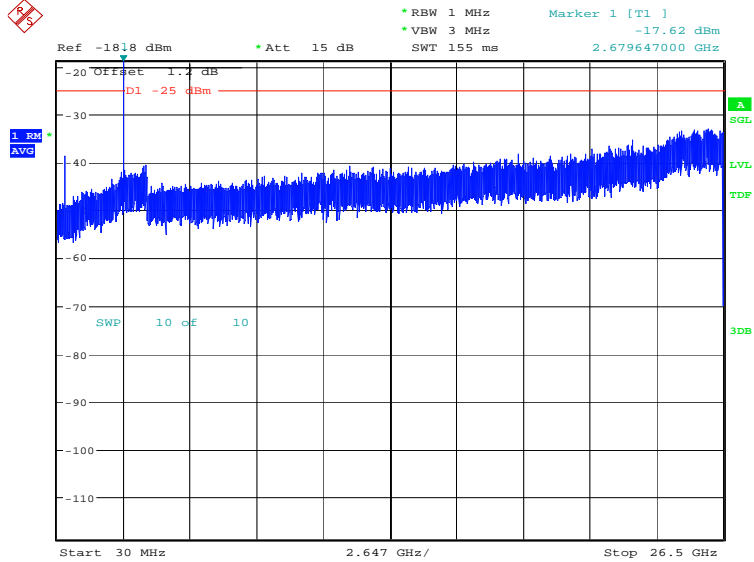
**NOTE: peak above the limit line is the carrier frequency.**



Date: 9.MAY.2022 14:52:25

**LTE band 41: 30MHz – 26.5GHz**

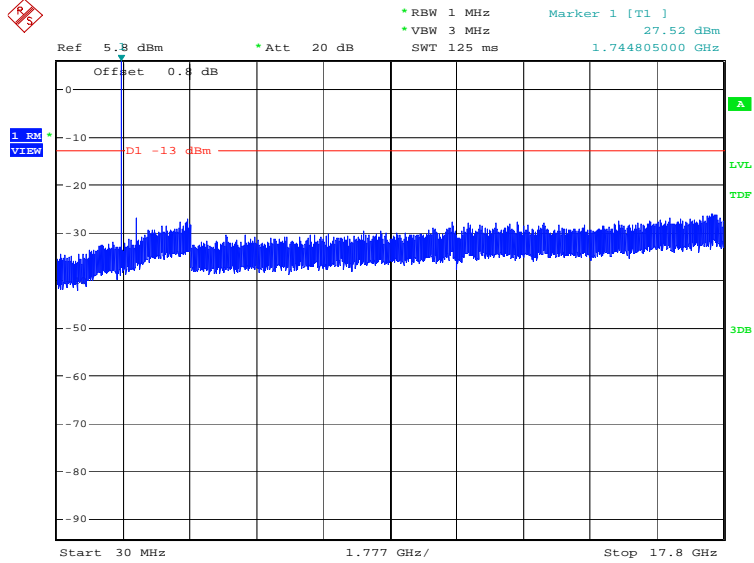
**NOTE: peak above the limit line is the carrier frequency.**



Date: 9.MAY.2022 14:16:30

**LTE band 66: 30MHz – 17.8GHz**

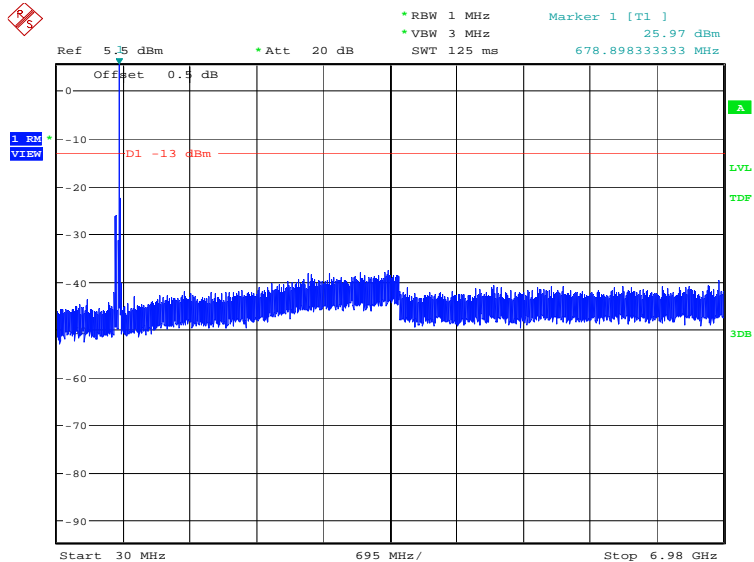
**NOTE: peak above the limit line is the carrier frequency.**



Date: 9.MAY.2022 15:12:15

**LTE band 71: 30MHz – 6.98GHz**

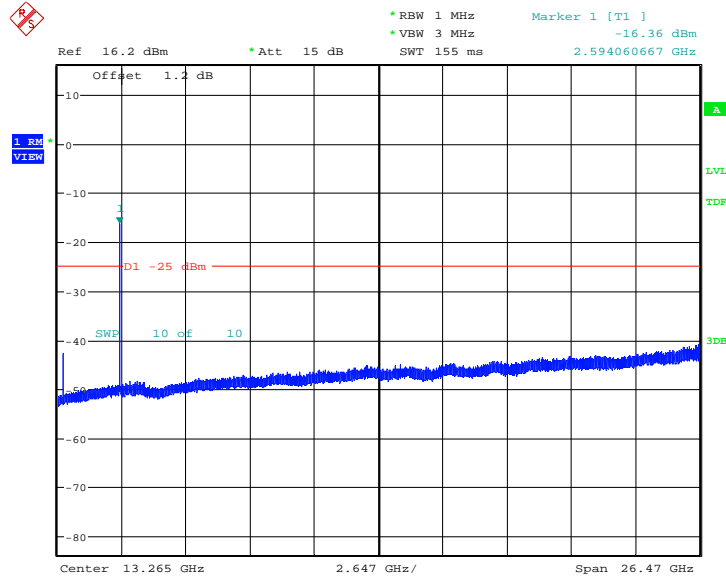
**NOTE: peak above the limit line is the carrier frequency.**



Date: 9.MAY.2022 10:14:09

**LTE CA Band 41C: 30MHz – 26.5GHz**

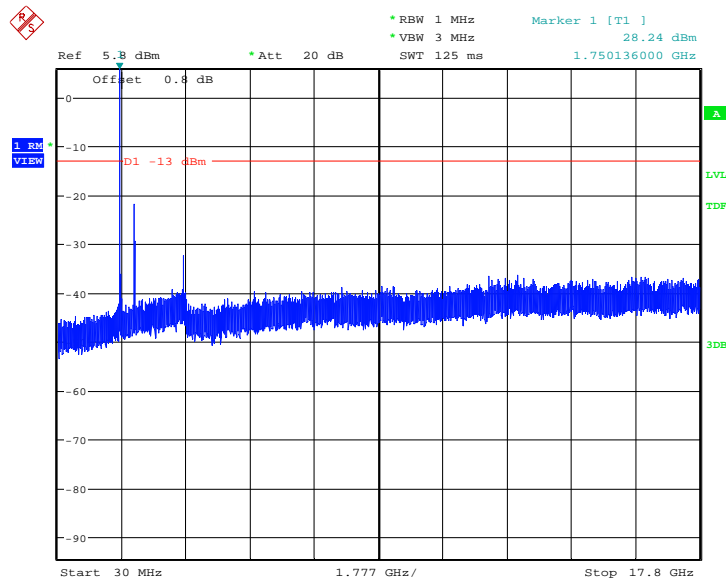
**NOTE: peak above the limit line is the carrier frequency.**



Date: 8.APR.2022 14:25:44

**LTE CA Band 66B: 30MHz –17.8GHz**

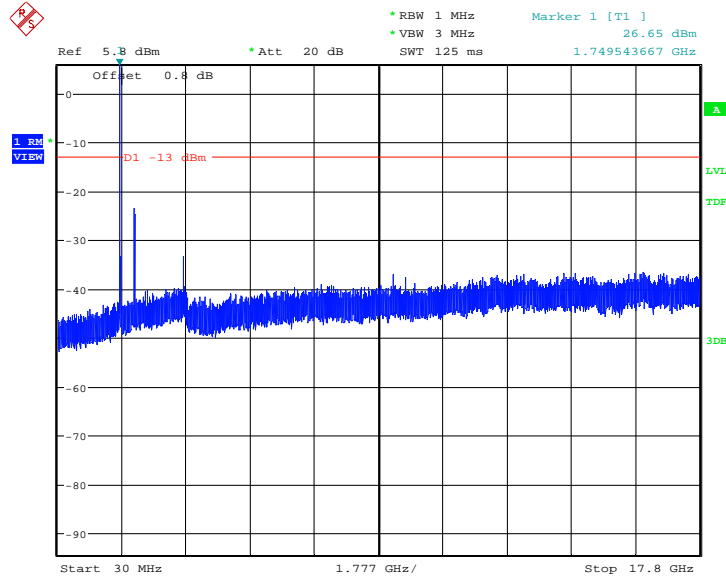
**NOTE: peak above the limit line is the carrier frequency.**



Date: 8.APR.2022 14:11:32

**LTE CA Band 66C: 30MHz – 17.8GHz**

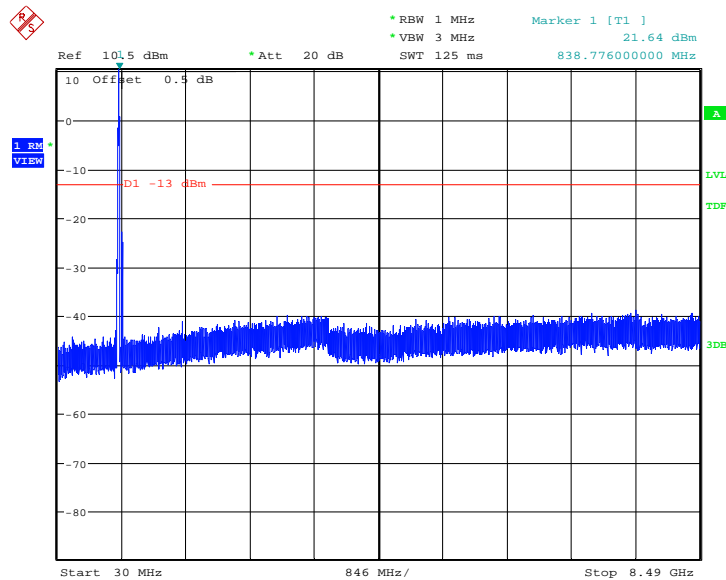
**NOTE: peak above the limit line is the carrier frequency.**



Date: 8.APR.2022 14:13:26

**LTE CA Band 5B: 30MHz – 8.49GHz**

**NOTE: peak above the limit line is the carrier frequency.**



Date: 18.MAY.2022 15:33:13

**A.8 Peak-to-Average Power Ratio**

The peak-to-average ratio (PAR) of the transmission may not exceed 13 dB

- a) Refer to instrument’s analyzer instruction manual for details on how to use the power statistics/CCDF function;
- b) Set resolution/measurement bandwidth  $\geq$  signal’s occupied bandwidth;
- c) Set the number of counts to a value that stabilizes the measured CCDF curve;
- d) Record the maximum PAPR level associated with a probability of 0.1%.

**LTE band 2, 20MHz**

Frequency(MHz)	PAPR(dB)		
1880.0	QPSK	16QAM	64QAM
	6.73	7.37	7.40

**LTE band 4, 20MHz**

Frequency(MHz)	PAPR(dB)		
1732.5	QPSK	16QAM	64QAM
	6.92	7.47	7.44

**LTE band 12, 10MHz**

Frequency(MHz)	PAPR(dB)		
707.5	QPSK	16QAM	64QAM
	5.80	6.47	6.99

**LTE band 13, 10MHz**

Frequency(MHz)	PAPR(dB)		
782.0	QPSK	16QAM	64QAM
	5.16	5.99	6.41

**LTE band 25, 20MHz**

Frequency(MHz)	PAPR(dB)		
1882.5	QPSK	16QAM	64QAM
	6.76	7.31	7.44

**LTE band 41, 20MHz**

Frequency (MHz)	PAPR (dB)		
2593.0	QPSK	16QAM	64QAM
	8.24	8.85	9.01

**LTE band 66, 20MHz**

Frequency(MHz)	PAPR(dB)		
1745.0	QPSK	16QAM	64QAM
	6.51	7.21	7.40

**LTE band 71, 20MHz**

Frequency(MHz)	PAPR(dB)		
	QPSK	16QAM	64QAM
680.5	6.67	7.34	7.40

**LTE CA Band 41C, 20MHz+20MHz**

Frequency (MHz)	PAPR (dB)			
	QPSK	16QAM	64QAM	256QAM
2583.1	8.56	9.38	9.78	9.92

**LTE band 66\_CA, 10MHz+10MHz**

Frequency (MHz)	PAPR (dB)			
	QPSK	16QAM	64QAM	256QAM
1750.1	5.82	6.42	6.76	7.02

**LTE band 66\_CA, 20MHz+20MHz**

Frequency (MHz)	PAPR (dB)			
	QPSK	16QAM	64QAM	256QAM
1745.1	5.76	6.16	6.54	6.96

## Annex B: Accreditation Certificate

<p>United States Department of Commerce National Institute of Standards and Technology</p>  	
<hr/> <b>Certificate of Accreditation to ISO/IEC 17025:2017</b> <hr/>	
NVLAP LAB CODE: 600118-0	
<b>Telecommunication Technology Labs, CAICT</b> Beijing China	
<i>is accredited by the National Voluntary Laboratory Accreditation Program for specific services, listed on the Scope of Accreditation, for:</i>	
<b>Electromagnetic Compatibility &amp; Telecommunications</b>	
<i>This laboratory is accredited in accordance with the recognized International Standard ISO/IEC 17025:2017. This accreditation demonstrates technical competence for a defined scope and the operation of a laboratory quality management system (refer to joint ISO-ILAC-IAF Communique dated January 2009).</i>	
2021-09-29 through 2022-09-30 <i>Effective Dates</i>	  For the National Voluntary Laboratory Accreditation Program

\*\*\*END OF REPORT\*\*\*