

Antenna Data Sheet

Etheta Communication Technology (ShenZhen) Co. Ltd

Catalogue

- 1. Capability Status**
- 2. Antenna Location**
- 3. Antenna Passive Efficiency**
- 4. Simple Antenna Pattern Plot**
- 5. Antenna return loss**

1. Capability Status

a. Main software and hardware facilities for antenna R&D

Equipment introduction

Shanghai: Satimo:1 GTS2800:1

A-plus:1

Shenzhen: Satimo:2 GTS2800:1 Dasy6:1

Airlink 1 NFC-Micro Pross CTS 3.0:1

Xian: GTS2800:1

Beijing: GTS1800:1

Chongqing: GTS2800:1



Satimo SG24



GTS2800



DASY6



NFC

b. Full category testing capability

Support system

GSM/WCDMA/EVDO/TDSCDMA/TDD/FDD/5G-SA/5G-NSA/eMTC/NB-iot/GPS/WiFi

(WiFi 6/6E) /BT/CA/ENDC

Common equipment

Anritsu MT8000A

Anritsu MT8821C

5071C

CMW500

Anritsu MT8820

SAM-V4.5BS

STANG-HAND-P10(TWS)

DASY4/6 SAR

Etheta Communication Technology (ShenZhen) Co. Ltd

Add.: No.401 , Building 6, Zhangfeng Road, Oriental Community, Songgang Street, Bao'an District, Shenzhen

<http://www.myetheta.com/>

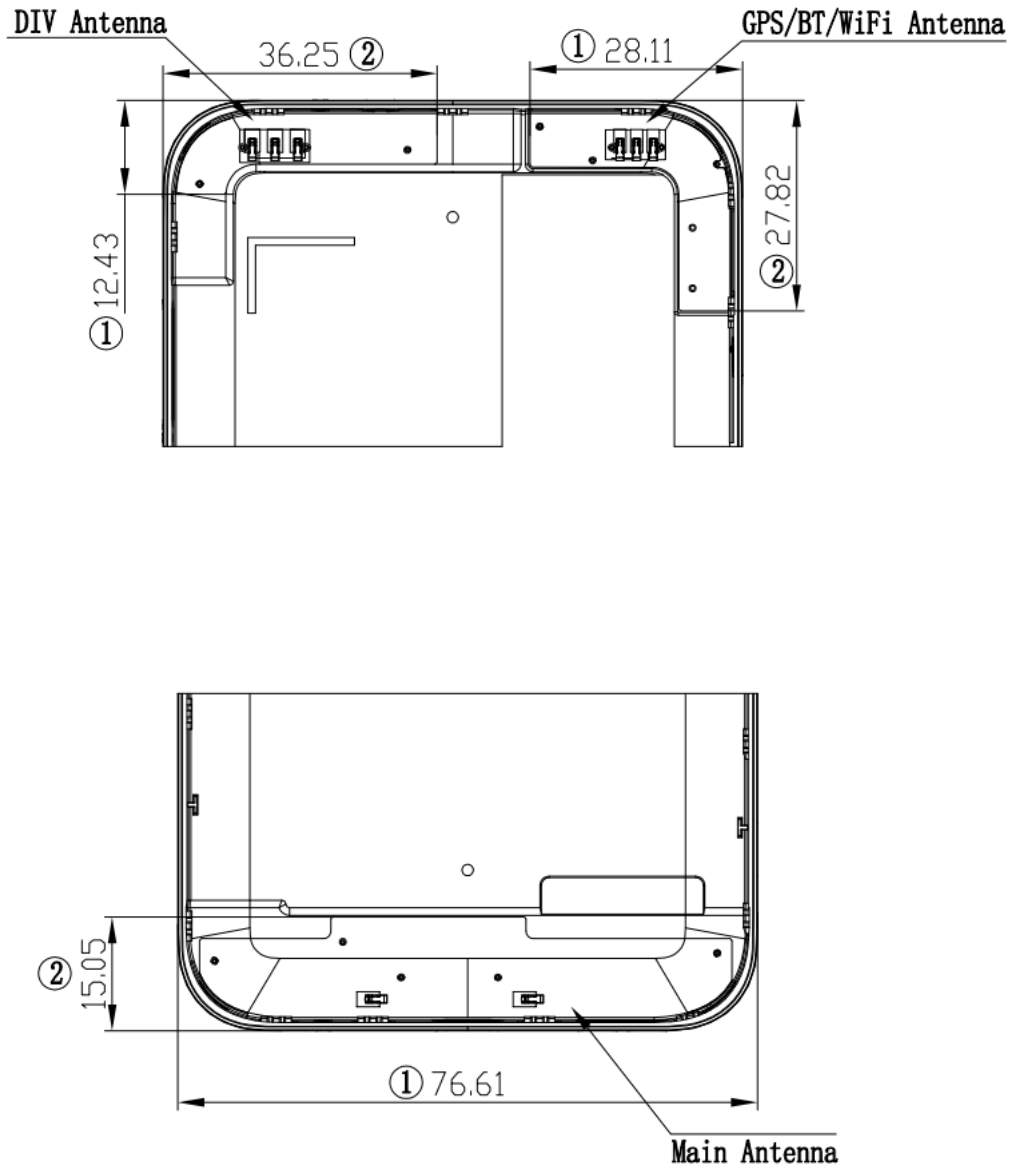


Anritsu MT8000A



Anritsu MT8821C

2. Antenna Location



3. Antenna Passive Efficiency

a. Main Antenna

MAIN	Band	Average Gain	Maximum Gain
GSM	GSM 850	-3.22	-2.53
	PCS 1900	-0.15	0.4

WCDMA	Band 2	-0.15	0.4
	Band 4	-0.65	0.46
	Band 5	-3.22	-2.53
LTE	Band 2	-0.15	0.4
	Band 4	-0.65	0.46
	Band 5	-3.22	-2.53
	Band 12	-2.59	-2.44
	Band 13	-3.16	-2.59
	Band 30	-2.22	-1.39
	Band 66	-0.84	0.46
	Band 71	-3.89	-2.65
	Band 41	0.23	0.6

b. Div Antenna

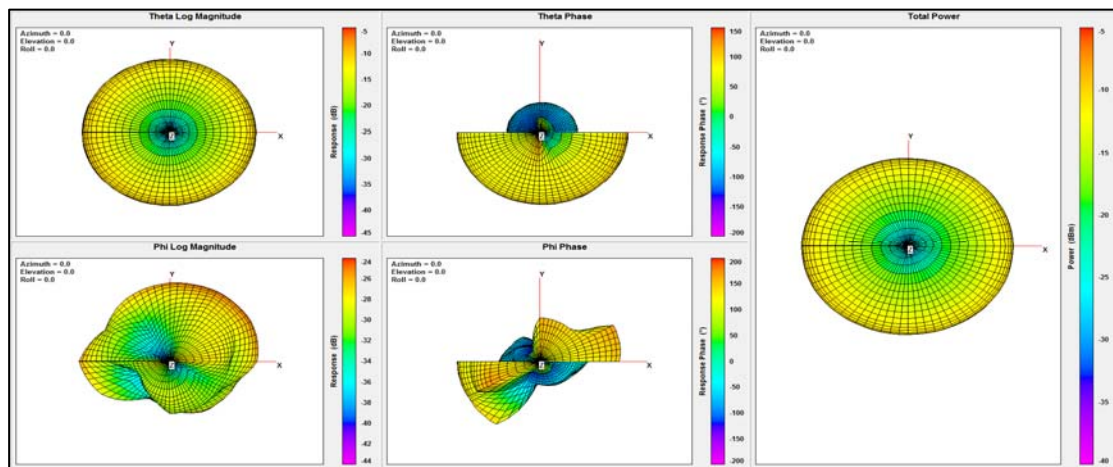
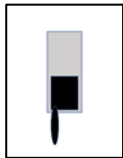
DIV	Band	Average Gain	Maximum Gain
GSM	GSM 850	-9.23	-8.03
	PCS 1900	-2.42	-2.3
WCDMA	Band 2	-2.42	-2.3
	Band 4	-0.49	-0.37
	Band 5	-9.23	-8.03
LTE	Band 2	-2.42	-2.3
	Band 4	-0.49	-0.37
	Band 5	-9.23	-8.03
	Band 12	-6.93	-6.2
	Band 13	-8.19	-7.82
	Band 30	-2.59	-2.59
	Band 66	-0.69	-0.37
	Band 71	-4.91	-4.44
Band 41	-0.9	-0.58	

c. GPS/BT/WiFi Antenna

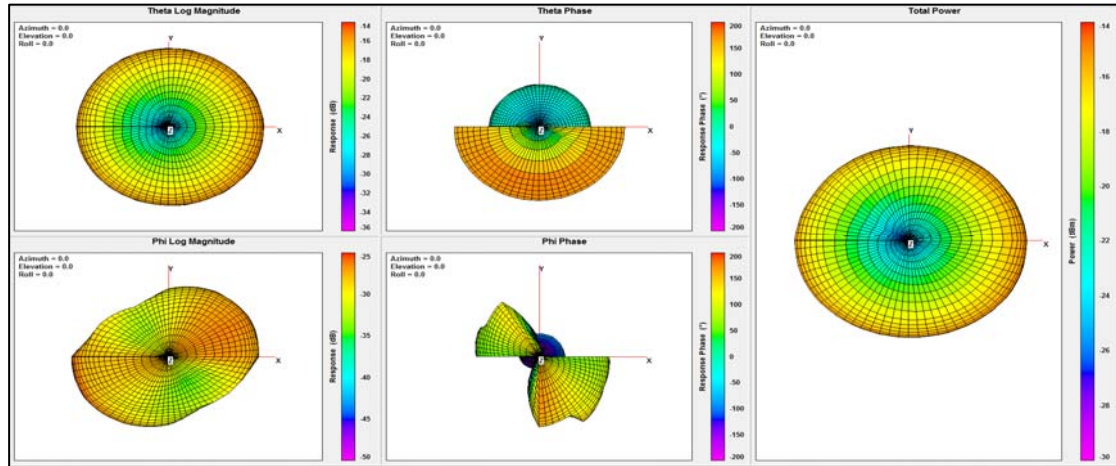

GPS&WIFI	Band	Average Gain	Maximum Gain
GPS	L1 1575.5	0.46	0.46
WIFI	2.4Ghz-2.5Ghz	-2.36	-1.81
	5.15Ghz-5.85Ghz	-0.68	0.42
BT	2.4Ghz-2.5Ghz	-2.36	-1.81

4. Simple Antenna Pattern Plot

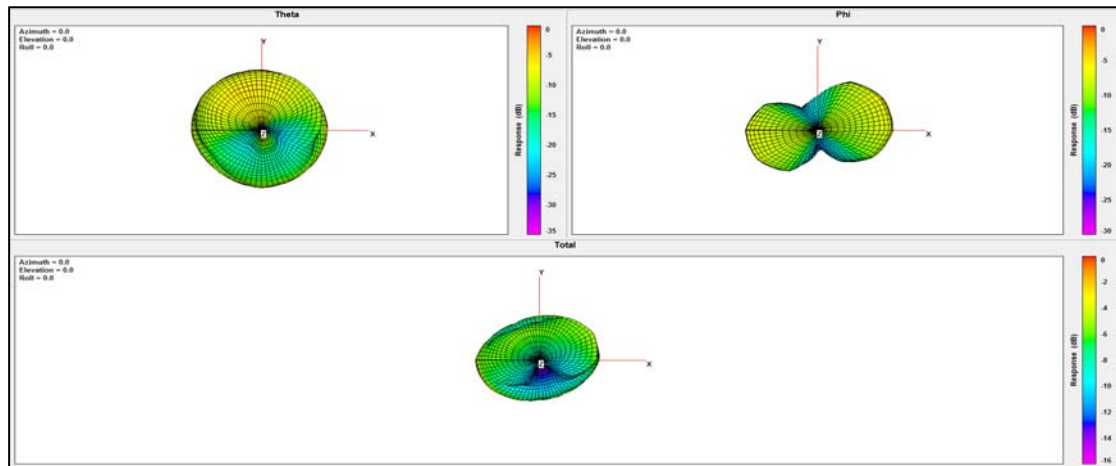

a. Main Antenna



b. Div Antenna



c. GPS/BT/WiFi Antenna



5. Antenna return loss

a. Main Antenna



b. Div Antenna



c. GPS/BT/WiFi Antenna

