

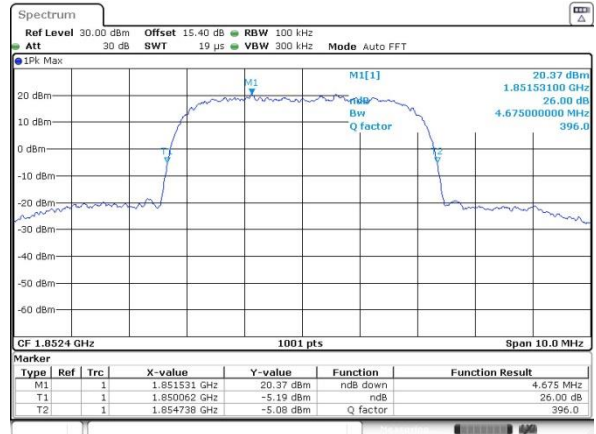
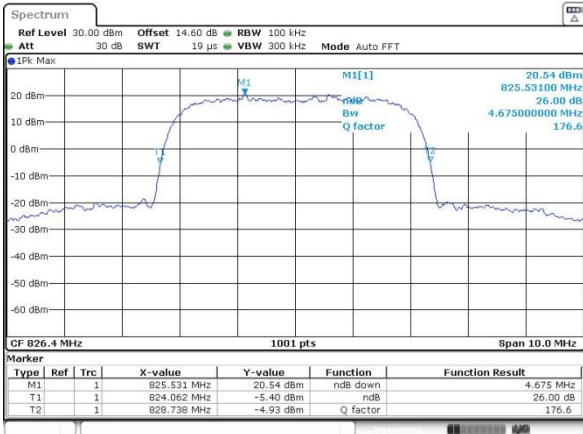


WCDMA Band V (RMC 12.2Kbps)

WCDMA Band II (RMC 12.2Kbps)

Lowest Channel

Lowest Channel

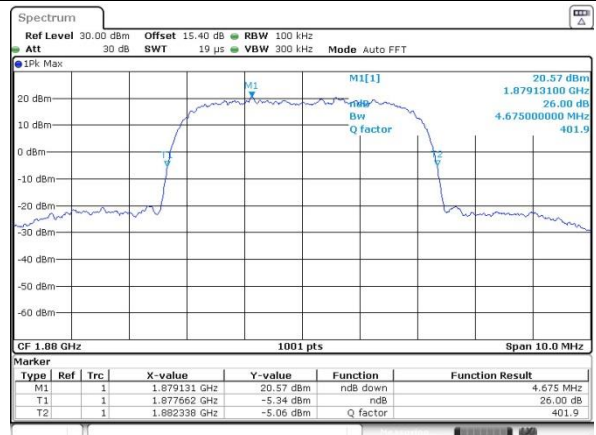
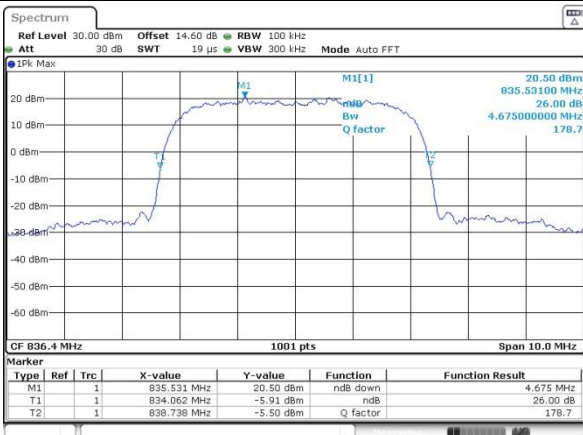


Date: 15 JUN 2022 04:17:12

Date: 15 JUN 2022 03:52:58

Middle Channel

Middle Channel

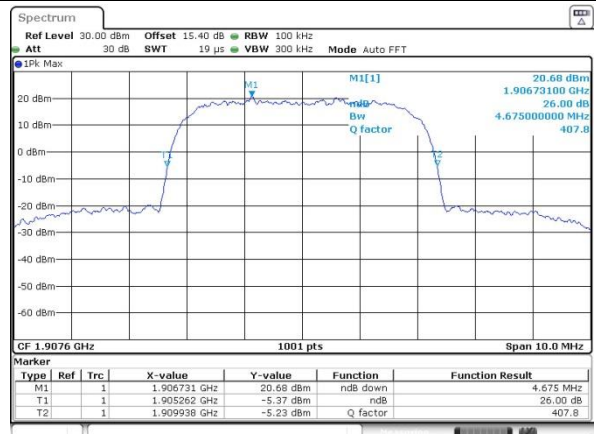
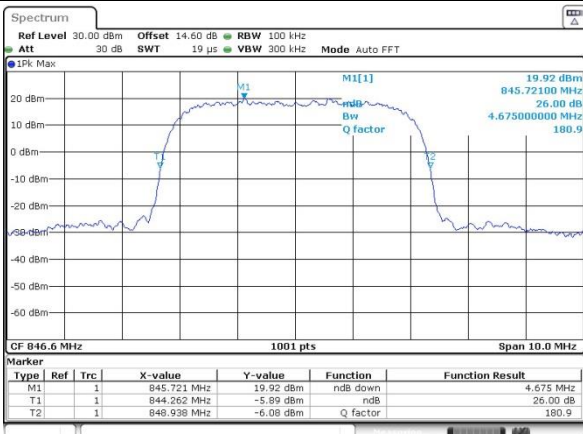


Date: 15 JUN 2022 04:17:36

Date: 15 JUN 2022 03:53:23

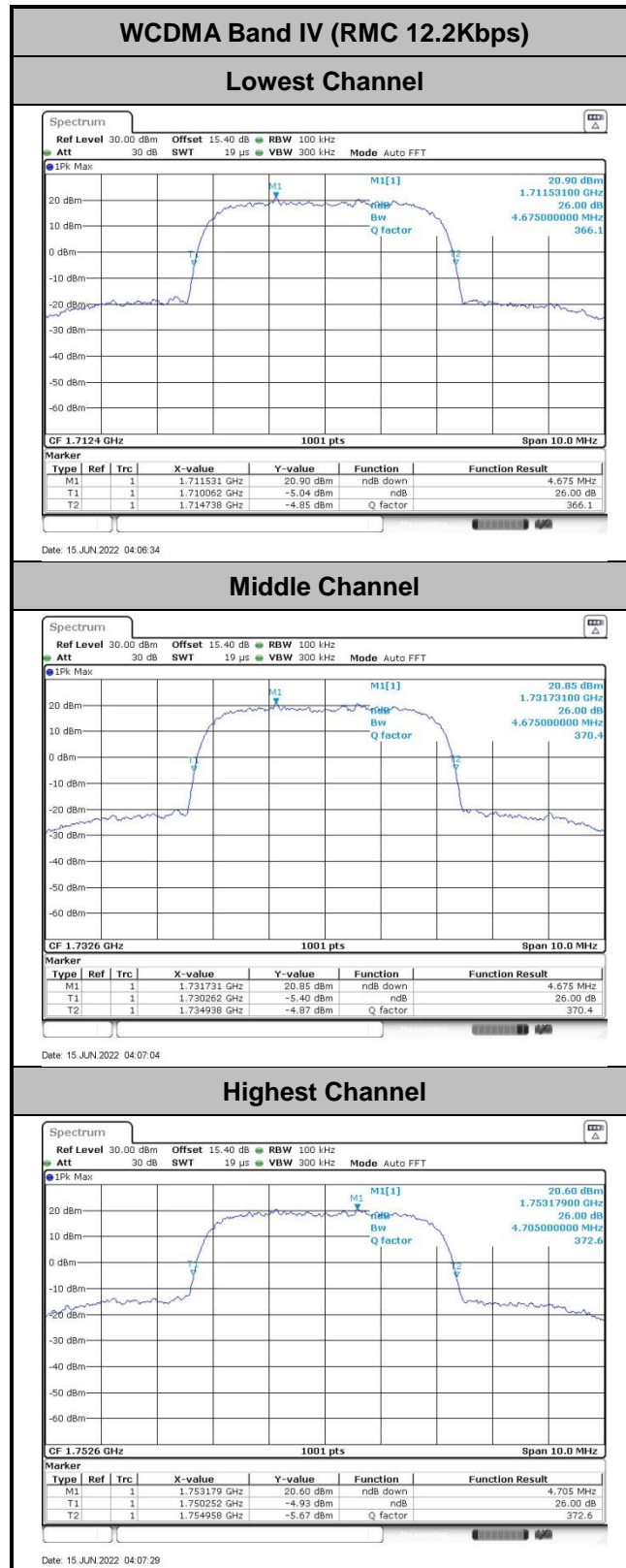
Highest Channel

Highest Channel



Date: 15 JUN 2022 04:18:00

Date: 15 JUN 2022 03:53:49





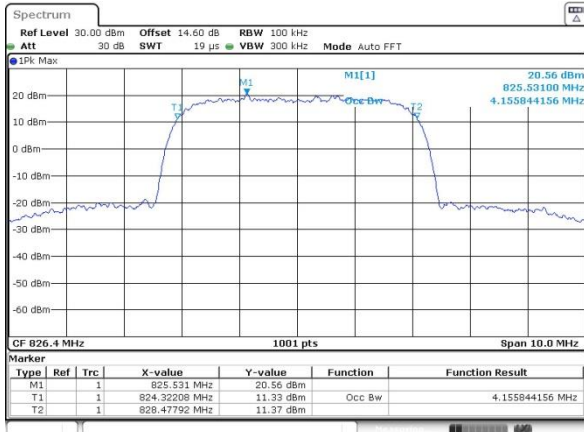
Occupied Bandwidth

Mode	WCDMA Band V(MHz)	WCDMA Band II(MHz)	WCDMA Band IV(MHz)
Mod.	RMC 12.2Kbps	RMC 12.2Kbps	RMC 12.2Kbps
Lowest CH	4.156	4.146	4.146
Middle CH	4.136	4.146	4.136
Highest CH	4.146	4.146	4.156



WCDMA Band V (RMC 12.2Kbps)

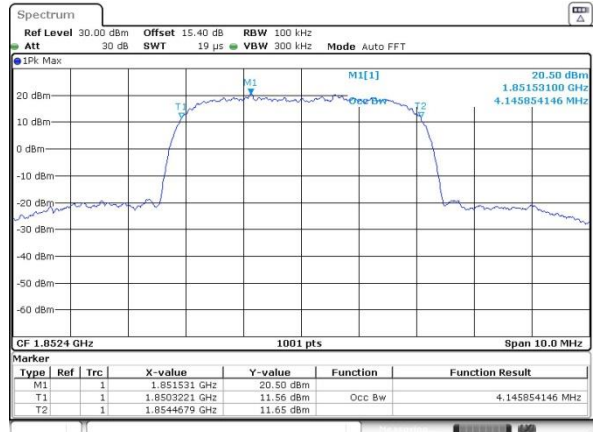
Lowest Channel



Date: 15 JUN 2022 04:18:35

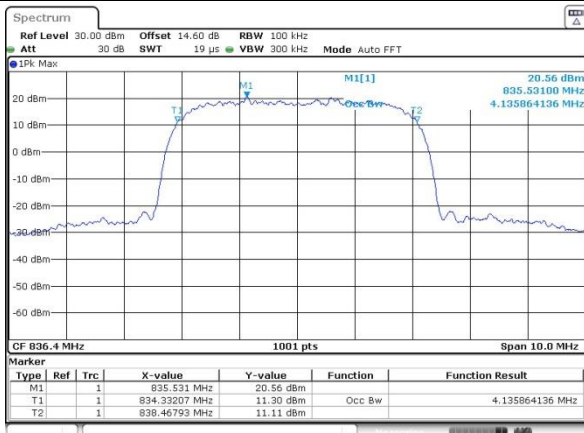
WCDMA Band II (RMC 12.2Kbps)

Lowest Channel



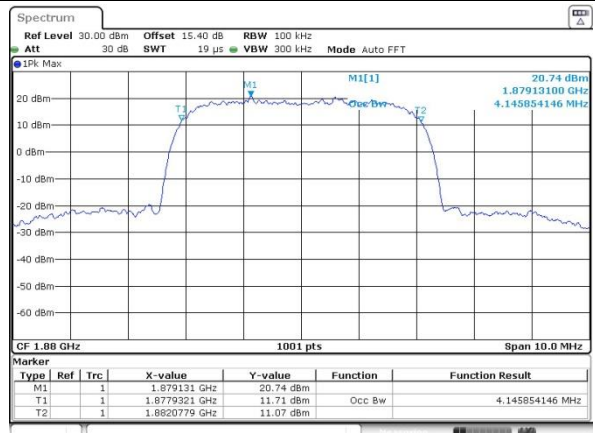
Date: 15 JUN 2022 03:54:21

Middle Channel



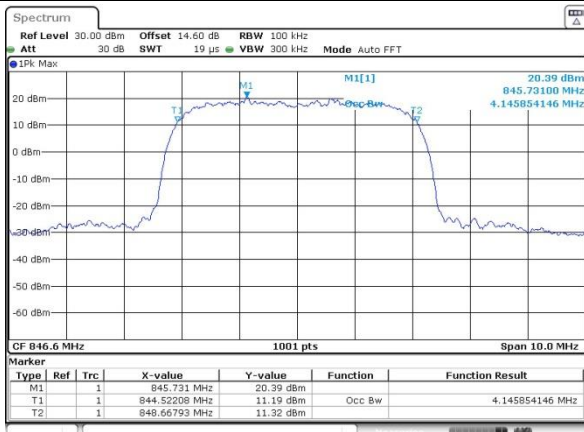
Date: 15 JUN 2022 04:19:00

Middle Channel



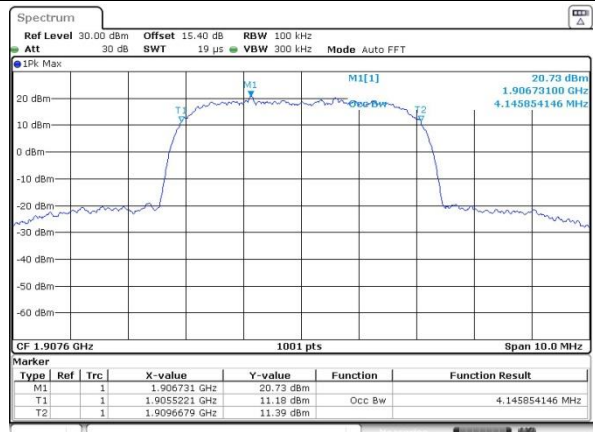
Date: 15 JUN 2022 03:54:46

Highest Channel

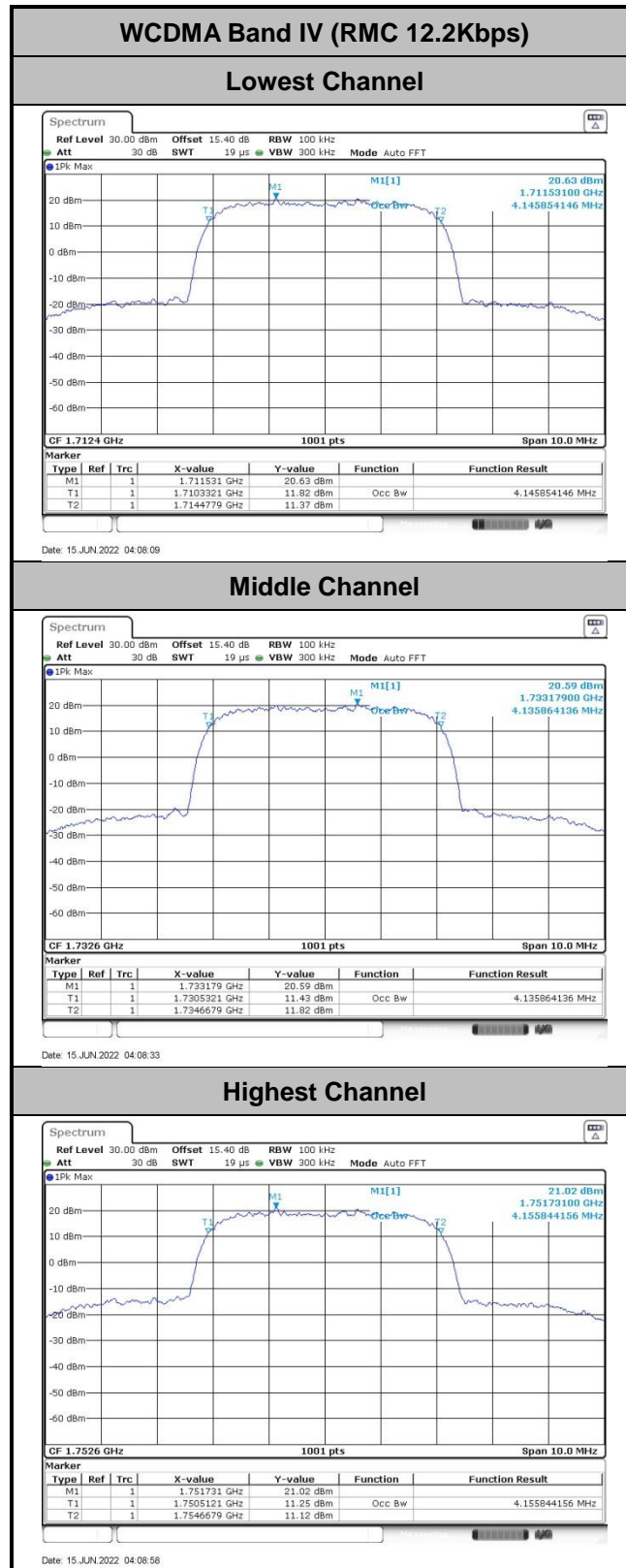


Date: 15 JUN 2022 04:19:24

Highest Channel

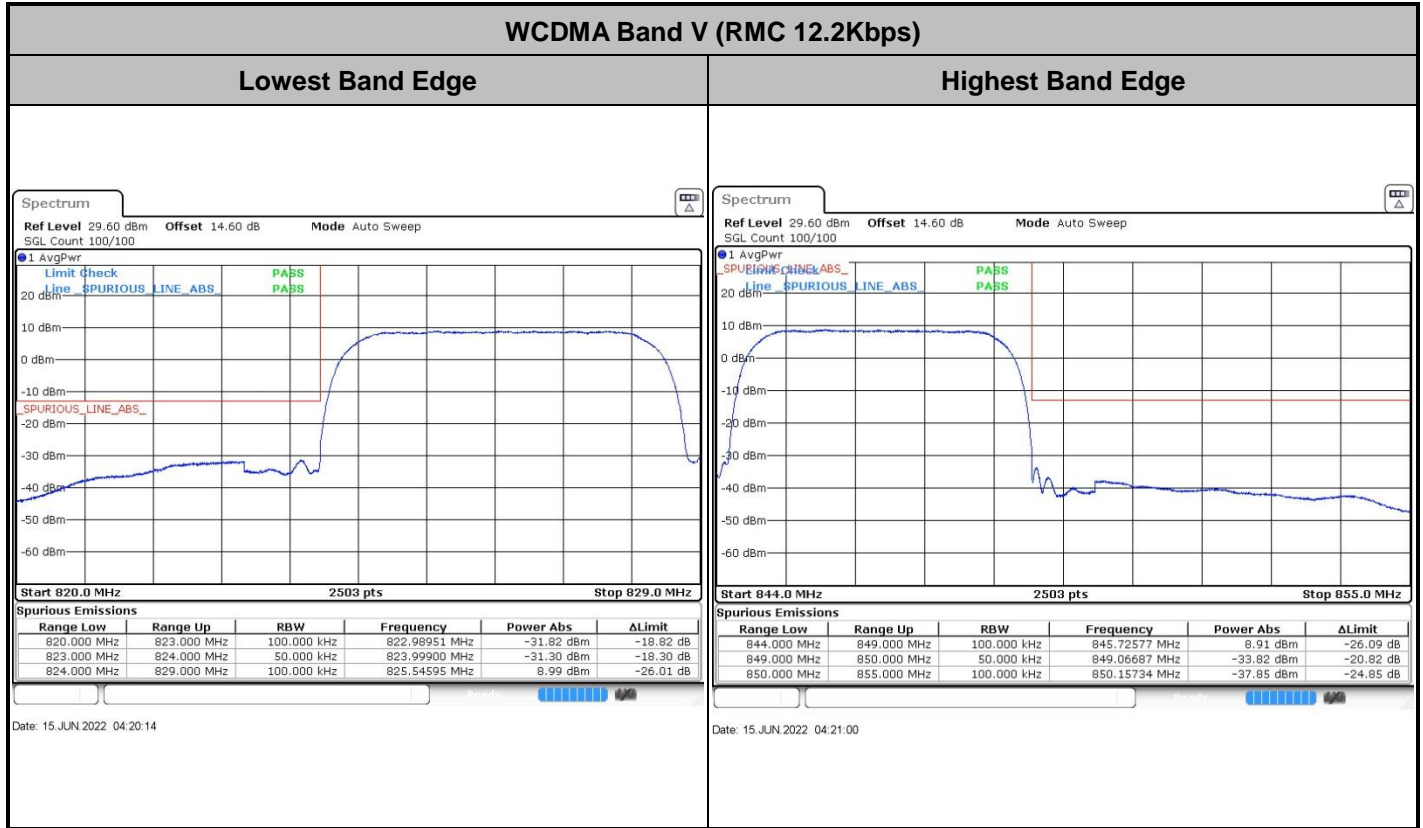


Date: 15 JUN 2022 03:55:17





Conducted Band Edge

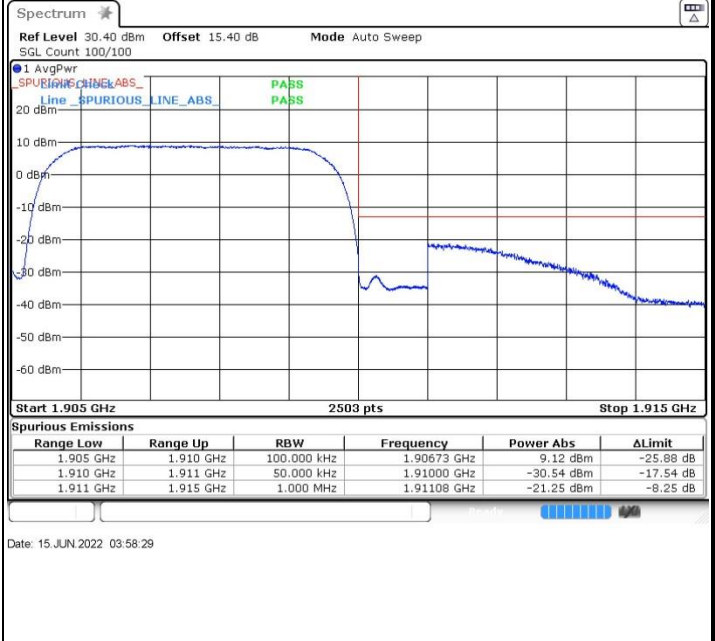
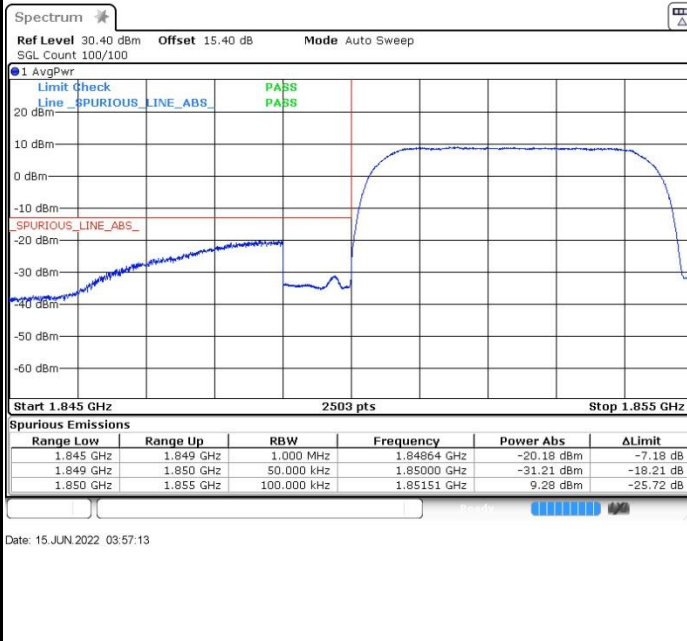




WCDMA Band II (RMC 12.2Kbps)

Lowest Band Edge

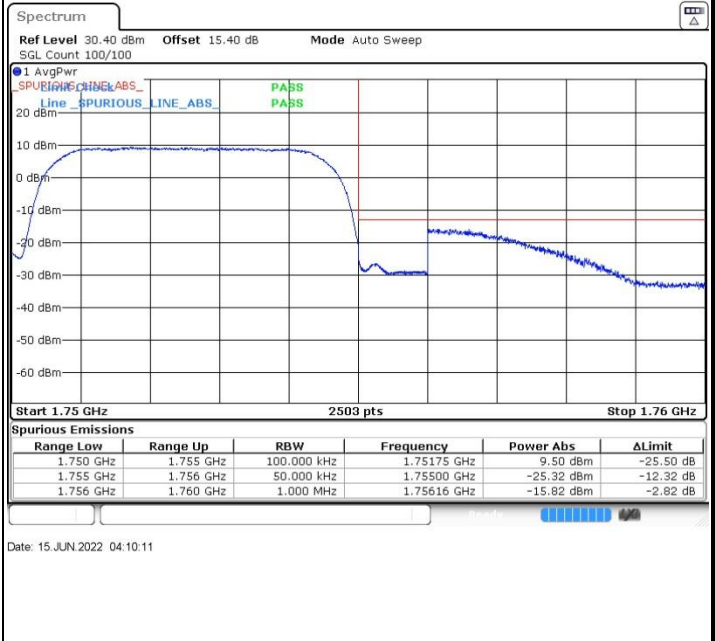
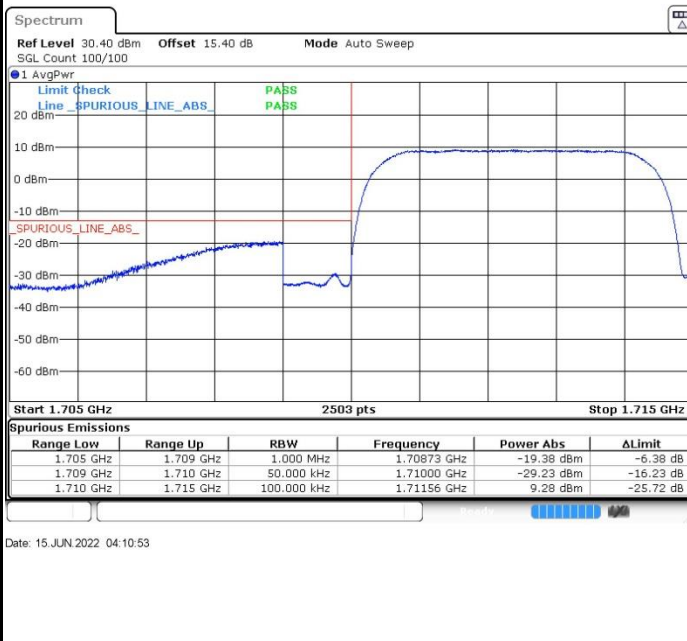
Highest Band Edge



WCDMA Band IV (RMC 12.2Kbps)

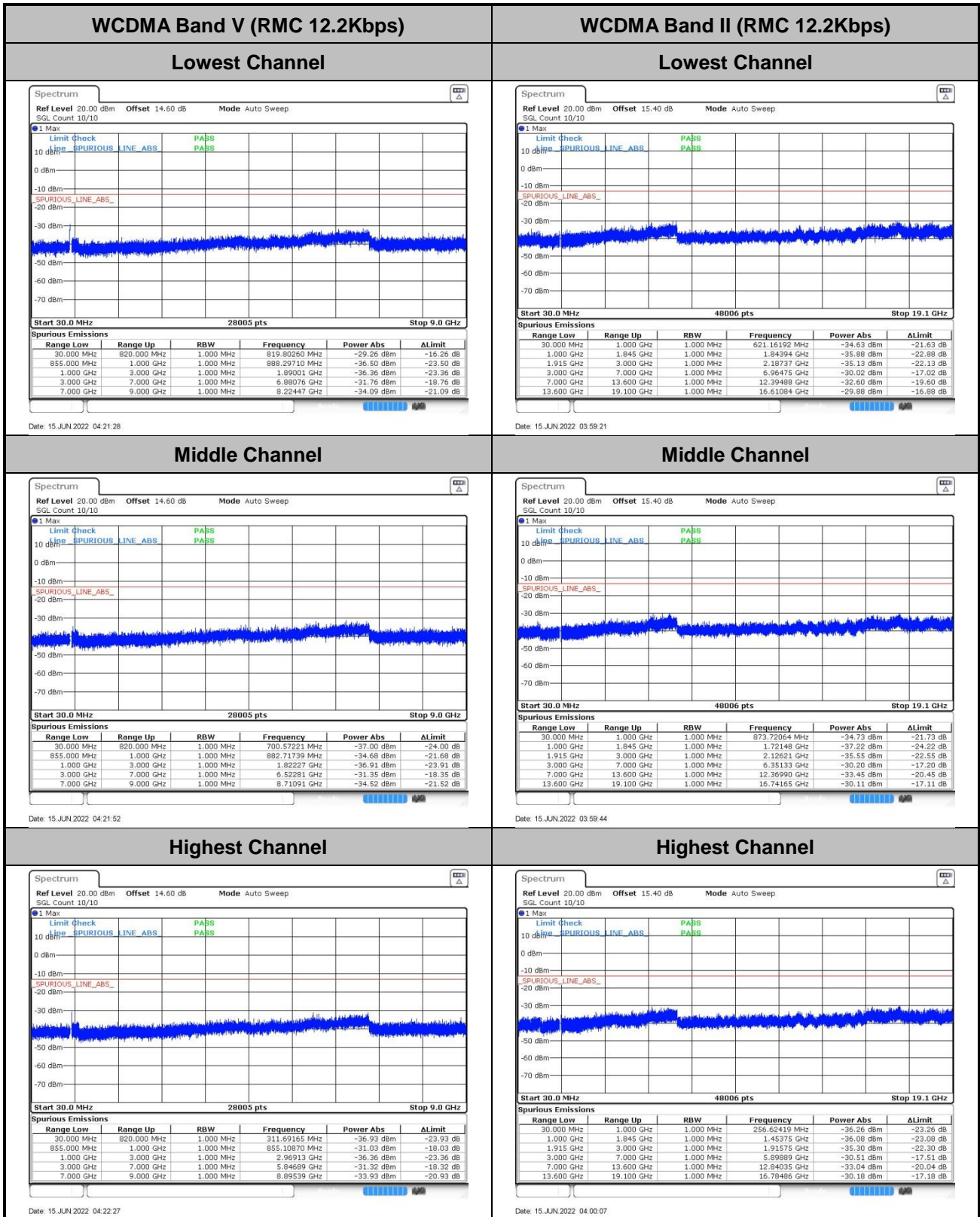
Lowest Band Edge

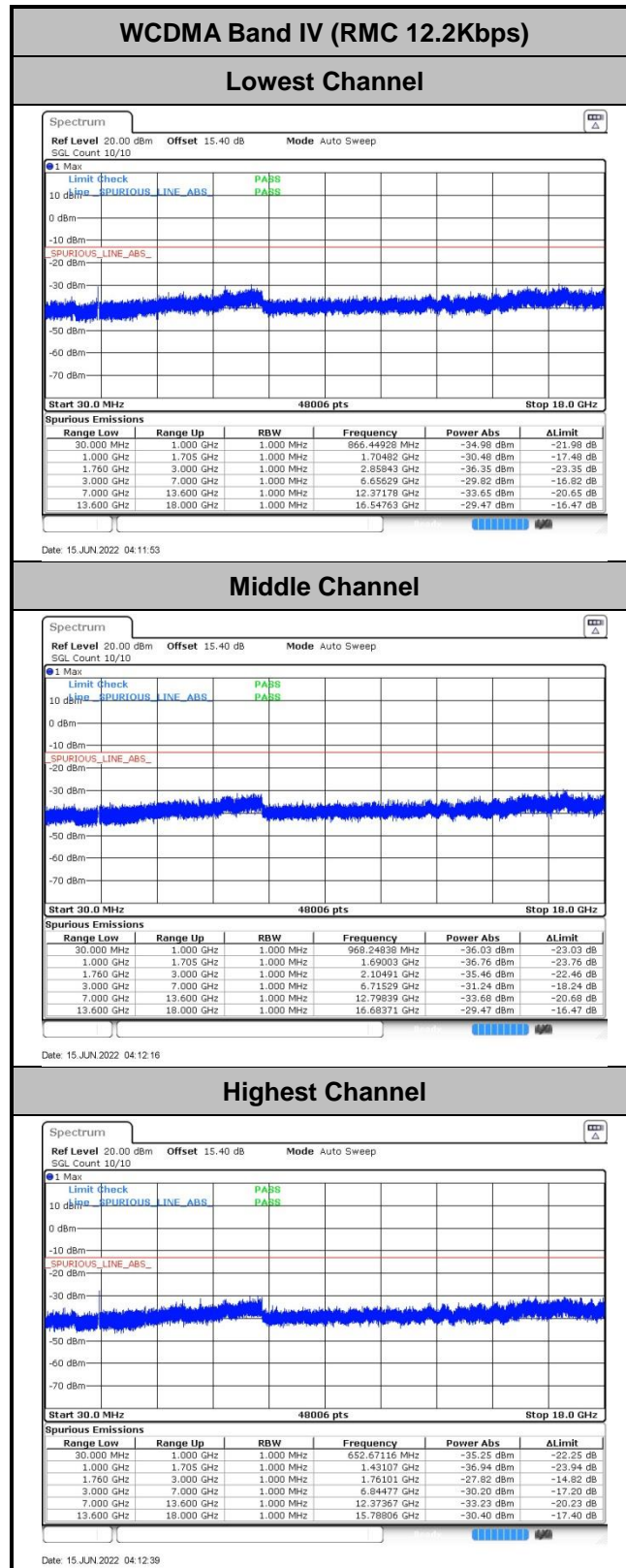
Highest Band Edge





Conducted Spurious Emission







Frequency Stability

Test Conditions	Middle Channel	WCDMA Band V (RMC 12.2Kbps)	Limit 2.5ppm
Temperature (°C)	Voltage (Volt)	Deviation (ppm)	Result
50	Normal Voltage	0.0112	PASS
40	Normal Voltage	0.0184	
30	Normal Voltage	0.0035	
20(Ref.)	Normal Voltage	0.0000	
10	Normal Voltage	0.0012	
0	Normal Voltage	0.0064	
-10	Normal Voltage	0.0124	
-20	Normal Voltage	0.0098	
-30	Normal Voltage	0.0243	
20	Maximum Voltage	0.0138	
20	Normal Voltage	0.0122	
20	Battery End Point	0.0163	

Test Conditions	Middle Channel	WCDMA Band II (RMC 12.2Kbps)	Limit Note 2.
Temperature (°C)	Voltage (Volt)	Deviation (ppm)	Result
50	Normal Voltage	0.0179	PASS
40	Normal Voltage	0.0134	
30	Normal Voltage	0.0140	
20(Ref.)	Normal Voltage	0.0000	
10	Normal Voltage	0.0025	
0	Normal Voltage	0.0097	
-10	Normal Voltage	0.0124	
-20	Normal Voltage	0.0023	
-30	Normal Voltage	0.0212	
20	Maximum Voltage	0.0112	
20	Normal Voltage	0.0044	
20	Battery End Point	0.0028	



Test Conditions	Middle Channel	WCDMA Band IV (RMC 12.2Kbps)	Limit Note 2.
Temperature (°C)	Voltage (Volt)	Deviation (ppm)	Result
50	Normal Voltage	0.0039	PASS
40	Normal Voltage	0.0126	
30	Normal Voltage	0.0009	
20(Ref.)	Normal Voltage	0.0000	
10	Normal Voltage	0.0024	
0	Normal Voltage	0.0092	
-10	Normal Voltage	0.0033	
-20	Normal Voltage	0.0163	
-30	Normal Voltage	0.0021	
20	Maximum Voltage	0.0123	
20	Normal Voltage	0.0053	
20	Battery End Point	0.0095	

Note:

1. Normal Voltage = 3.85V ; Battery End Point (BEP) =3.6V. ; Maximum Voltage =4.2V
2. The frequency fundamental emissions stay within the authorized frequency block based on the frequency deviation measured is small.



Appendix B. Test Results of Radiated Test

Radiated Spurious Emission

Test Engineer :	Levi ZHUO	Temperature :	22~23°C
		Relative Humidity :	41~42%

GSM850 (GSM)								
Channel	Frequency (MHz)	ERP (dBm)	Limit (dBm)	Over Limit (dB)	S.G. Power (dBm)	TX Cable loss (dB)	TX Antenna Gain (dBi)	Polarization (H/V)
Middle	1672	-64.81	-13	-51.81	-71.78	1.58	10.70	H
	2512	-59.69	-13	-46.69	-67.94	2.102	12.50	H
	3344	-60.37	-13	-47.37	-69.26	2.856	13.90	H
	1672	-64.07	-13	-51.07	-71.04	1.58	10.70	V
	2512	-58.88	-13	-45.88	-67.13	2.10	12.50	V
	3344	-60.29	-13	-47.29	-69.18	2.86	13.90	V

Remark: Spurious emissions within 30-1000MHz were found more than 20dB below limit line.

GSM1900 (GSM)								
Channel	Frequency (MHz)	EIRP (dBm)	Limit (dBm)	Over Limit (dB)	S.G. Power (dBm)	TX Cable loss (dB)	TX Antenna Gain (dBi)	Polarization (H/V)
Middle	3759	-56.52	-13	-43.52	-68.78	2.64	14.90	H
	5640	-44.61	-13	-31.61	-56.47	2.94	14.80	H
	7524	-52.22	-13	-39.22	-61.99	3.39	13.16	H
	3759	-56.79	-13	-43.79	-69.05	2.64	14.90	V
	5640	-53.75	-13	-40.75	-65.61	2.94	14.80	V
	7524	-52.13	-13	-39.13	-61.90	3.39	13.16	V

Remark: Spurious emissions within 30-1000MHz were found more than 20dB below limit line.

WCDMA Band V(RMC 12.2Kbps)								
Channel	Frequency (MHz)	ERP (dBm)	Limit (dBm)	Over Limit (dB)	S.G. Power (dBm)	TX Cable loss (dB)	TX Antenna Gain (dBi)	Polarization (H/V)
Middle	1672	-64.81	-13	-51.81	-71.78	1.58	10.70	H
	2512	-59.44	-13	-46.44	-67.69	2.102	12.50	H
	3344	-59.92	-13	-46.92	-68.81	2.856	13.90	H
	1672	-64.13	-13	-51.13	-71.10	1.58	10.70	V
	2512	-59.02	-13	-46.02	-67.27	2.10	12.50	V
	3344	-60.14	-13	-47.14	-69.03	2.86	13.90	V

Remark: Spurious emissions within 30-1000MHz were found more than 20dB below limit line.



WCDMA Band II(RMC 12.2Kbps)								
Channel	Frequency (MHz)	EIRP (dBm)	Limit (dBm)	Over Limit (dB)	S.G. Power (dBm)	TX Cable loss (dB)	TX Antenna Gain (dBi)	Polarization (H/V)
Middle	3759	-56.64	-13	-43.64	-68.90	2.64	14.90	H
	5640	-54.73	-13	-41.73	-66.59	2.94	14.80	H
	7524	-51.69	-13	-38.69	-61.46	3.39	13.16	H
	3759	-54.91	-13	-41.91	-67.17	2.64	14.90	V
	5640	-55.06	-13	-42.06	-66.92	2.94	14.80	V
	7524	-51.60	-13	-38.60	-61.37	3.39	13.16	V

Remark: Spurious emissions within 30-1000MHz were found more than 20dB below limit line.

WCDMA Band IV(RMC 12.2Kbps)								
Channel	Frequency (MHz)	EIRP (dBm)	Limit (dBm)	Over Limit (dB)	S.G. Power (dBm)	TX Cable loss (dB)	TX Antenna Gain (dBi)	Polarization (H/V)
Middle	3465	-57.97	-13	-44.97	-68.71	2.604	13.34	H
	5196	-54.77	-13	-41.77	-65.28	3.011	13.52	H
	6936	-54.05	-13	-41.05	-64.25	3.271	13.47	H
	3465	-58.28	-13	-45.28	-69.02	2.604	13.34	V
	5196	-54.73	-13	-41.73	-65.24	3.011	13.52	V
	6936	-53.44	-13	-40.44	-63.64	3.271	13.47	V

Remark: Spurious emissions within 30-1000MHz were found more than 20dB below limit line.