

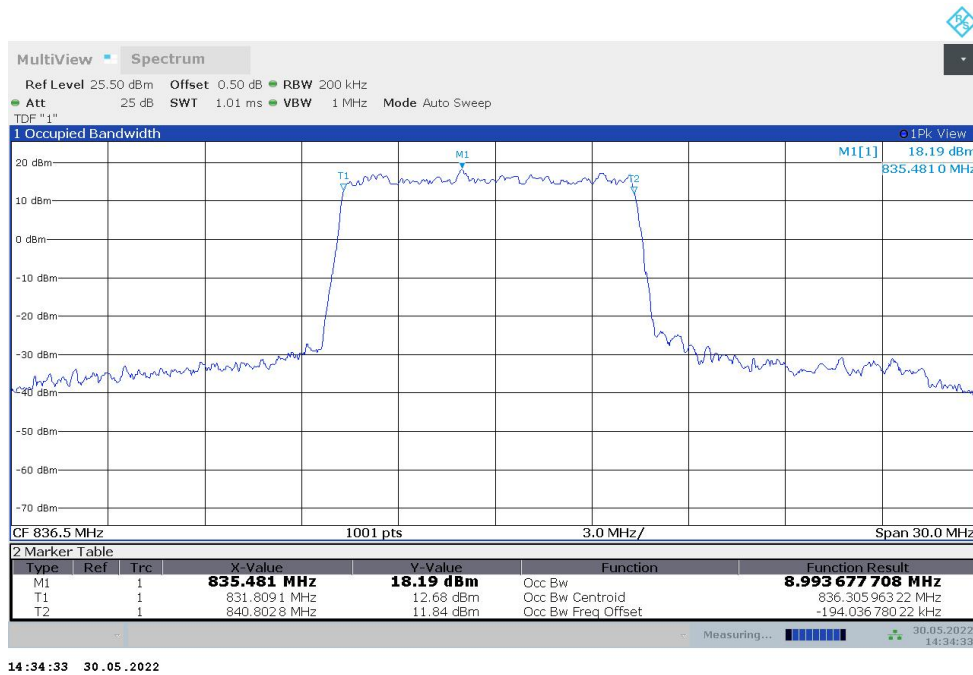
**LTE Band 66+NR n5
n5,10MHz(99%)**

Frequency (MHz)	Occupied Bandwidth (99%) (MHz)	
	DFT-s-pi/2 BPSK	DFT-s-QPSK
836.5	8.975	8.994

n5,10MHz Bandwidth,DFT-s-pi/2 BPSK (99% BW)



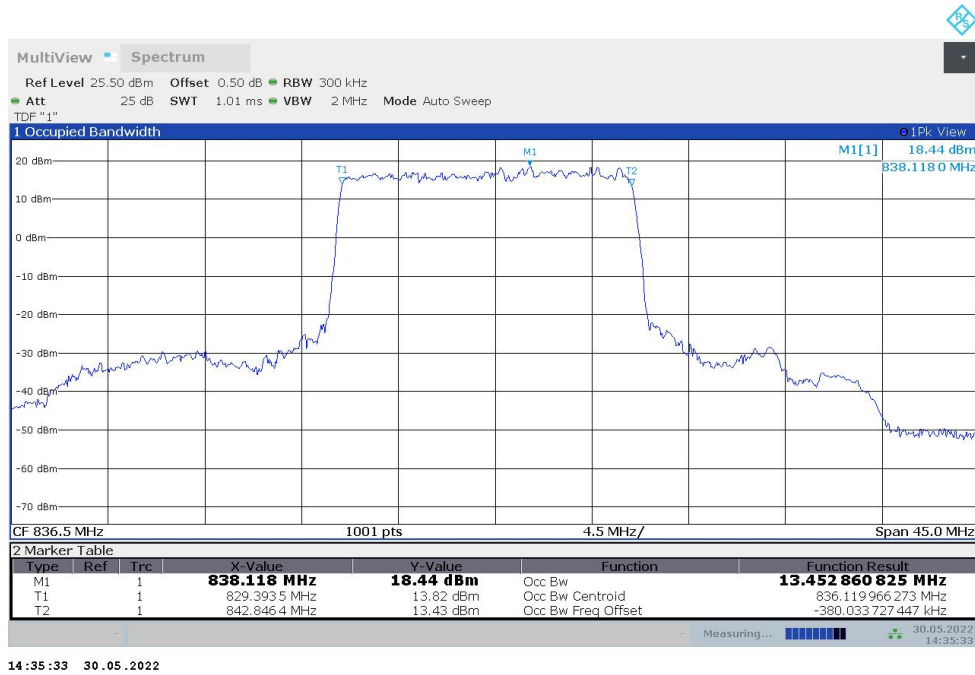
n5,10MHz Bandwidth,DFT-s-QPSK (99% BW)



LTE Band 66+NR n5
n5,15MHz(99%)

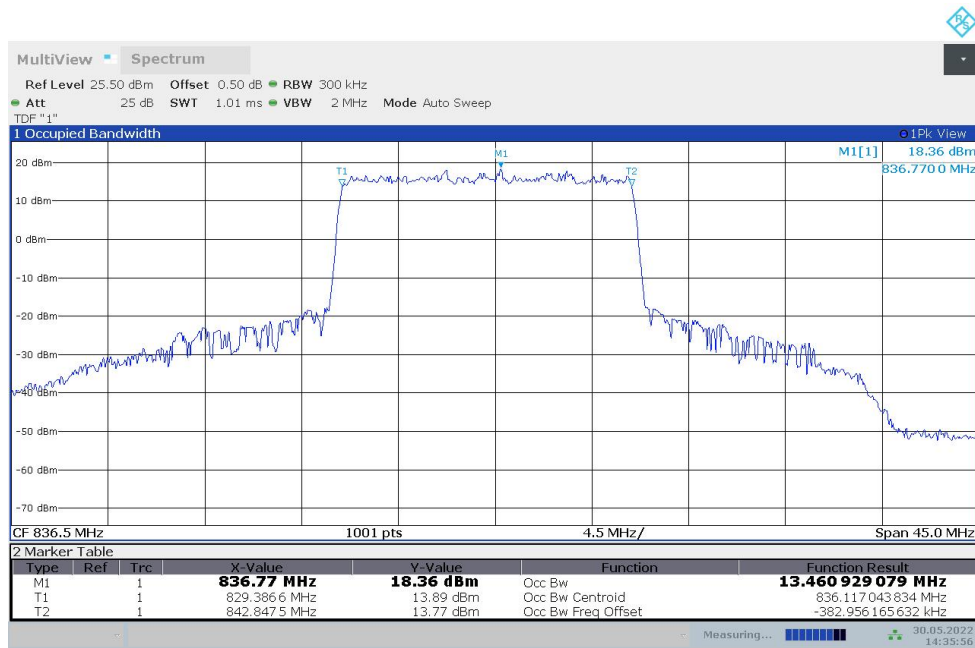
Frequency (MHz)	Occupied Bandwidth (99%) (MHz)	
	DFT-s-pi/2 BPSK	DFT-s-QPSK
836.5	13.453	13.461

n5,15MHz Bandwidth,DFT-s-pi/2 BPSK (99% BW)



14:35:33 30.05.2022

n5,15MHz Bandwidth,DFT-s-QPSK (99% BW)

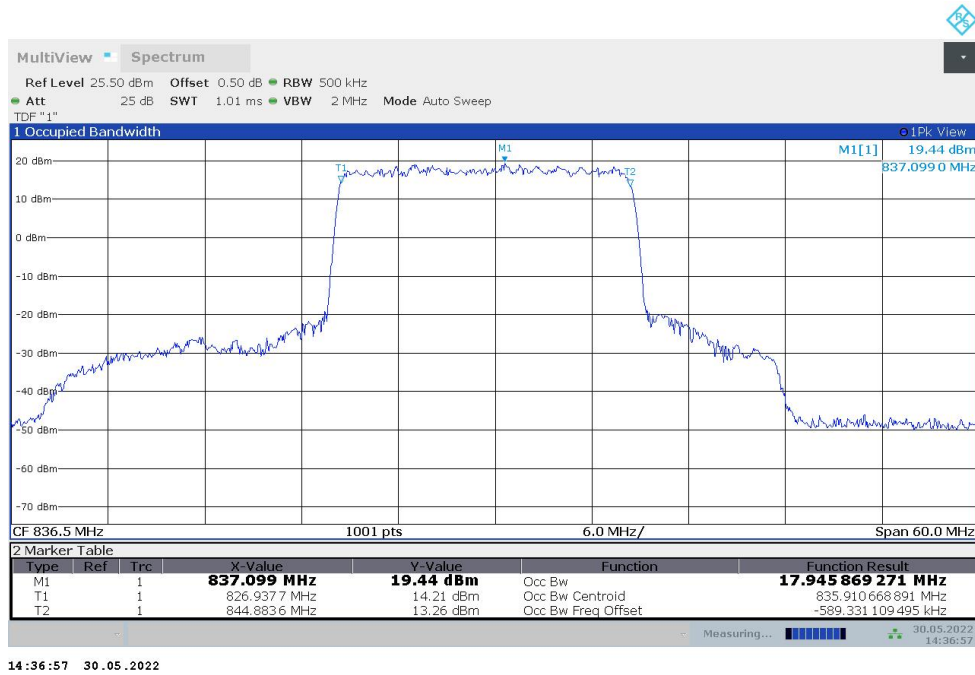


14:35:57 30.05.2022

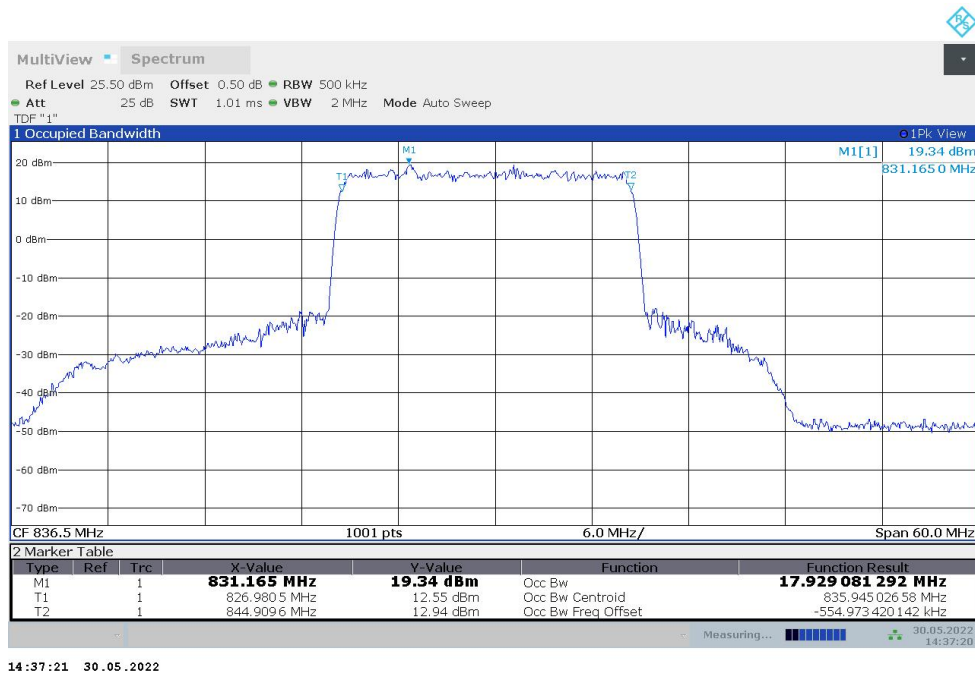
**LTE Band 66+NR n5
n5,20MHz(99%)**

Frequency (MHz)	Occupied Bandwidth (99%) (MHz)	
	DFT-s-pi/2 BPSK	DFT-s-QPSK
836.5	17.946	17.929

n5,20MHz Bandwidth,DFT-s-pi/2 BPSK (99% BW)



n5,20MHz Bandwidth,DFT-s-QPSK (99% BW)



A.5 Emission Bandwidth

The emission bandwidth is defined as the width of the signal between two points, one below the carrier center frequency and one above the carrier center frequency, outside of which all emissions are attenuated at least 26 dB below the transmitter power. Table below lists the measured -26dBc BW. Spectrum analyzer plots are included on the following pages.

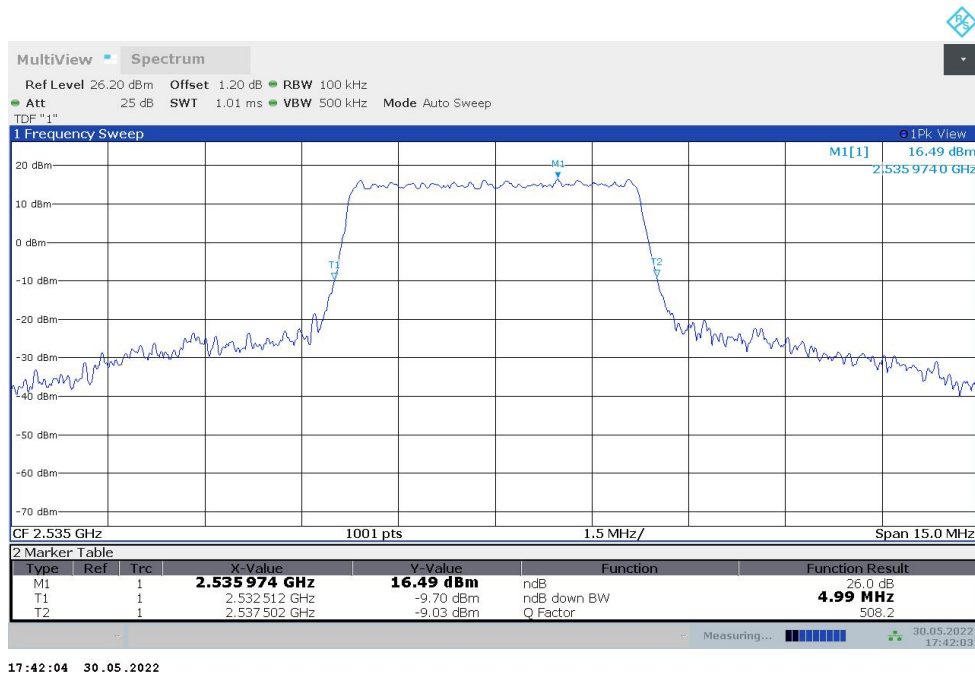
The measurement method is from ANSI C63.26:

- a) The spectrum analyzer center frequency is set to the nominal EUT channel center frequency. The span range for the spectrum analyzer shall be wide enough to see sufficient roll off of the signal to make the measurement.
- b) The nominal RBW shall be in the range of 1% to 5% of the anticipated OBW, and the VBW shall be set $\geq 3 \times$ RBW.
- c) Set the reference level of the instrument as required to prevent the signal amplitude from exceeding the maximum spectrum analyzer input mixer level for linear operation.
- d) The dynamic range of the spectrum analyzer at the selected RBW shall be more than 10 dB below the target “-X dB” requirement, i.e., if the requirement calls for measuring the -26 dB OBW, the spectrum analyzer noise floor at the selected RBW shall be at least 36 dB below the reference level.
- e) Set spectrum analyzer detection mode to peak, and the trace mode to max hold.

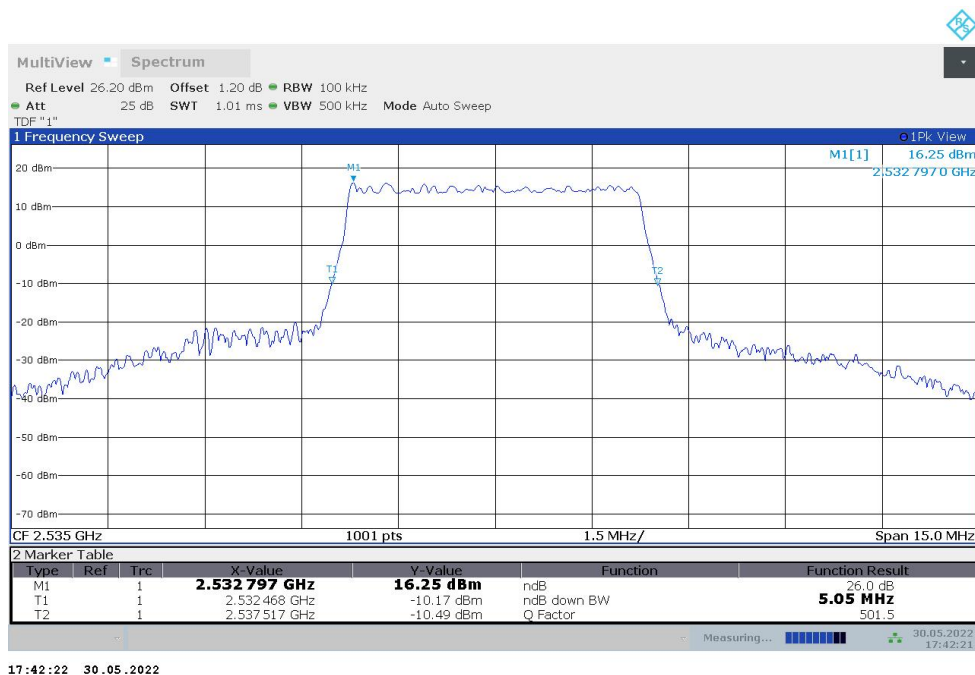
n7
n7,5MHz(-26dBc)

Frequency (MHz)	Emission Bandwidth (-26dBc) (MHz)	
	DFT-s-pi/2 BPSK	DFT-s-QPSK
2535	4.990	5.050

n7,5MHz Bandwidth,DFT-s-pi/2 BPSK (-26dBc BW)

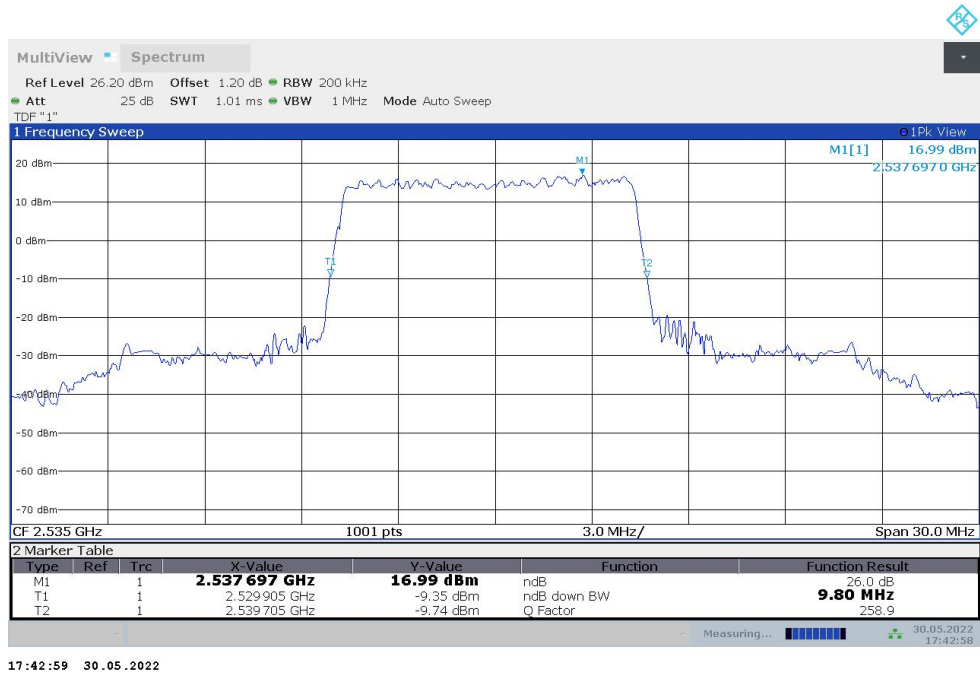
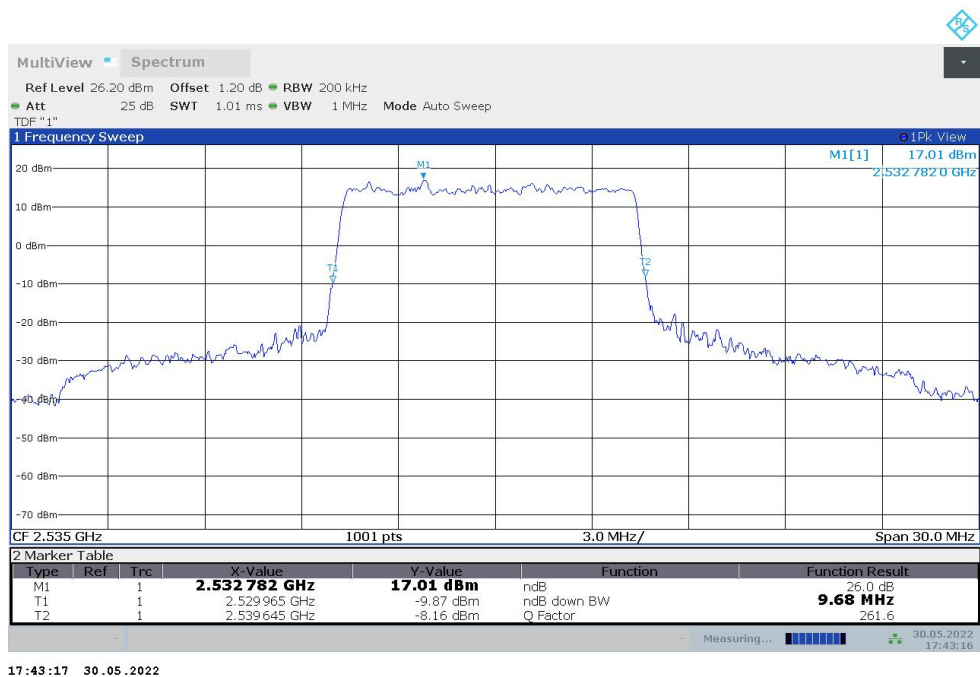


n7,5MHz Bandwidth,DFT-s-QPSK (-26dBc BW)



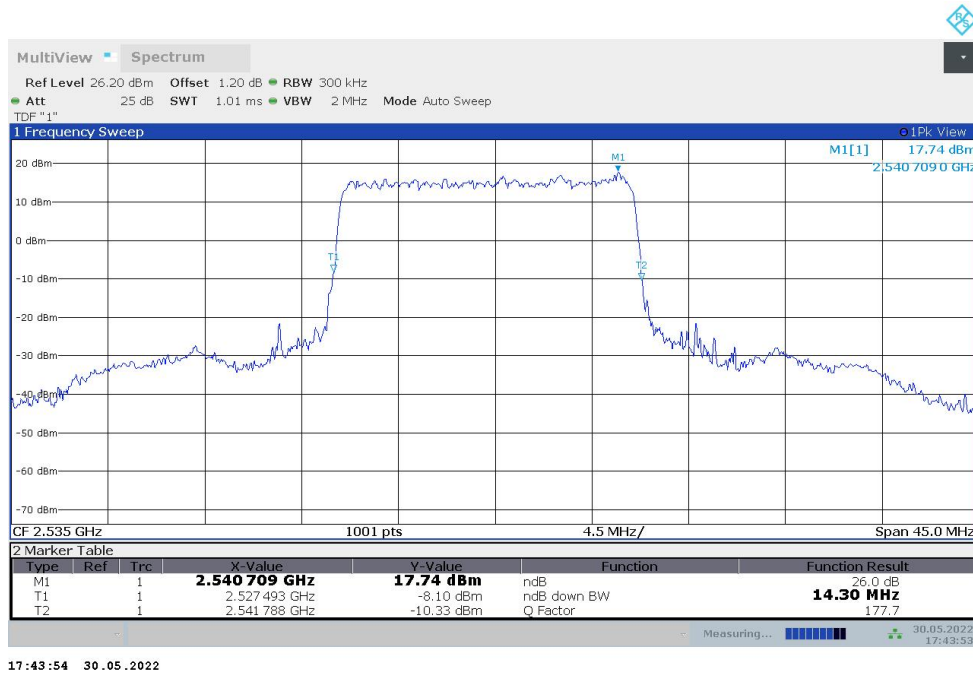
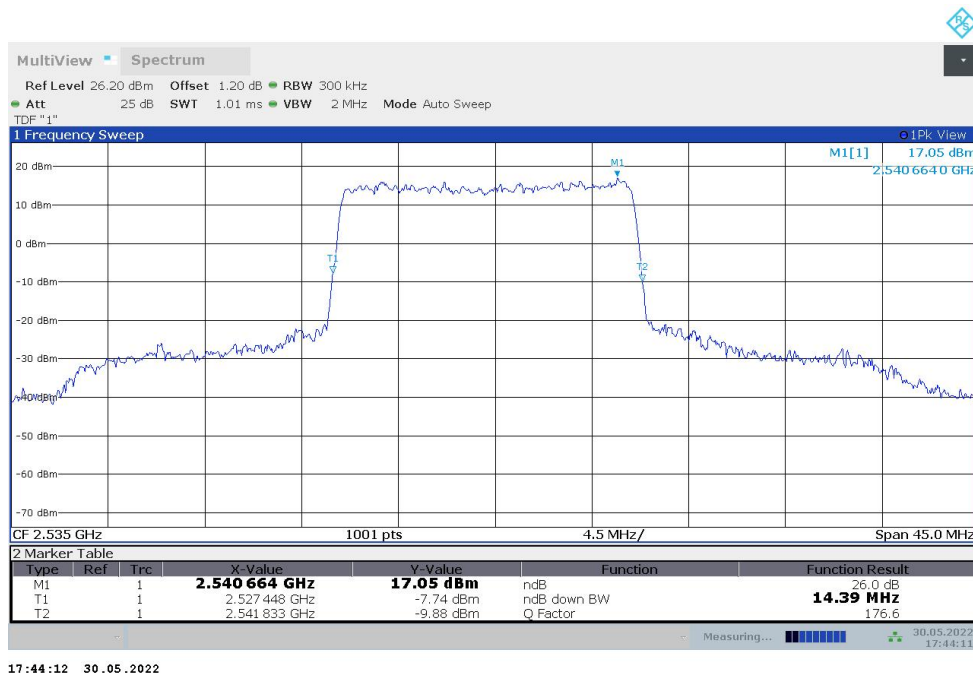
n7,10MHz(-26dBc)

Frequency (MHz)	Emission Bandwidth (-26dBc) (MHz)	
	DFT-s-pi/2 BPSK	DFT-s-QPSK
2535	9.800	9.680

n7,10MHz Bandwidth,DFT-s-pi/2 BPSK (-26dBc BW)

n7,10MHz Bandwidth,DFT-s-QPSK (-26dBc BW)


n7,15MHz(-26dBc)

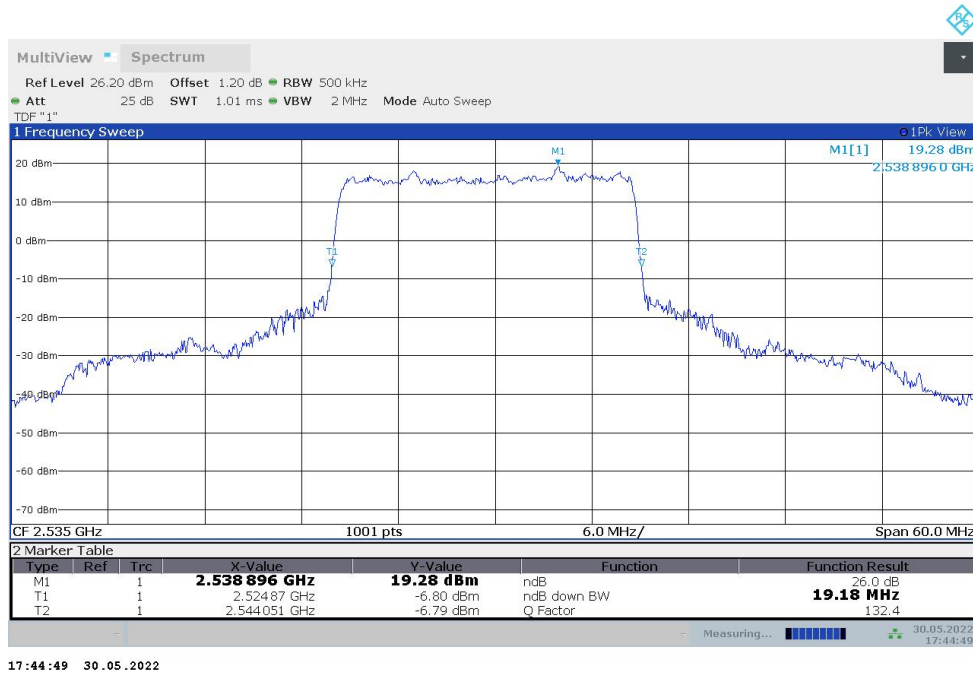
Frequency (MHz)	Emission Bandwidth (-26dBc) (MHz)	
	DFT-s-pi/2 BPSK	DFT-s-QPSK
2535	14.296	14.386

n7,15MHz Bandwidth,DFT-s-pi/2 BPSK (-26dBc BW)

n7,15MHz Bandwidth,DFT-s-QPSK (-26dBc BW)


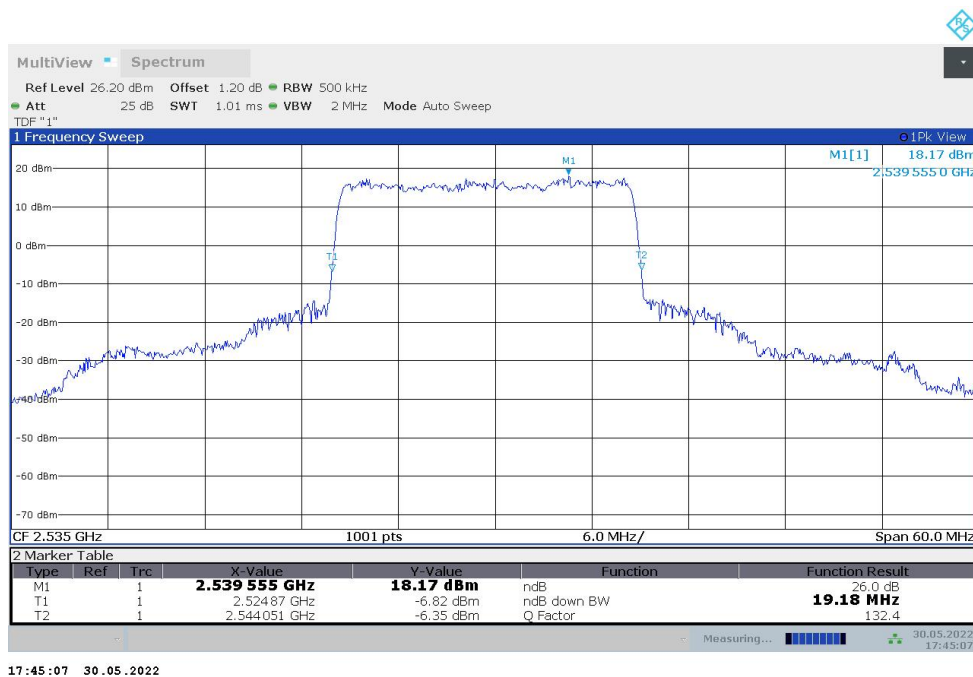
n7,20MHz(-26dBc)

Frequency (MHz)	Emission Bandwidth (-26dBc) (MHz)	
	DFT-s-pi/2 BPSK	DFT-s-QPSK
2535	19.181	19.181

n7,20MHz Bandwidth,DFT-s-pi/2 BPSK (-26dBc BW)



n7,20MHz Bandwidth,DFT-s-QPSK (-26dBc BW)

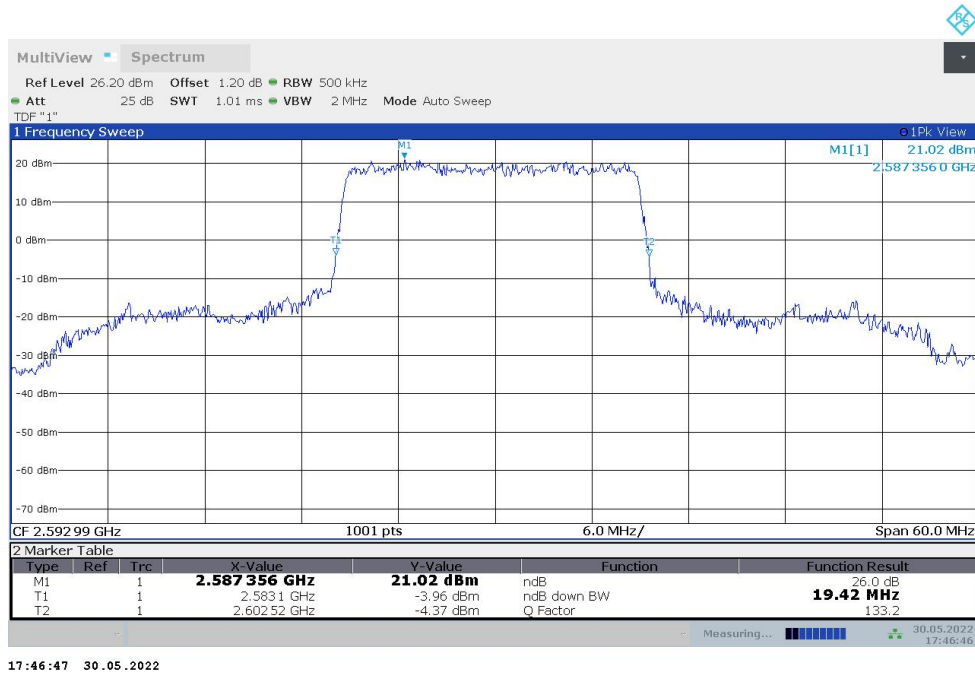


n41

n41,20MHz(-26dBc)

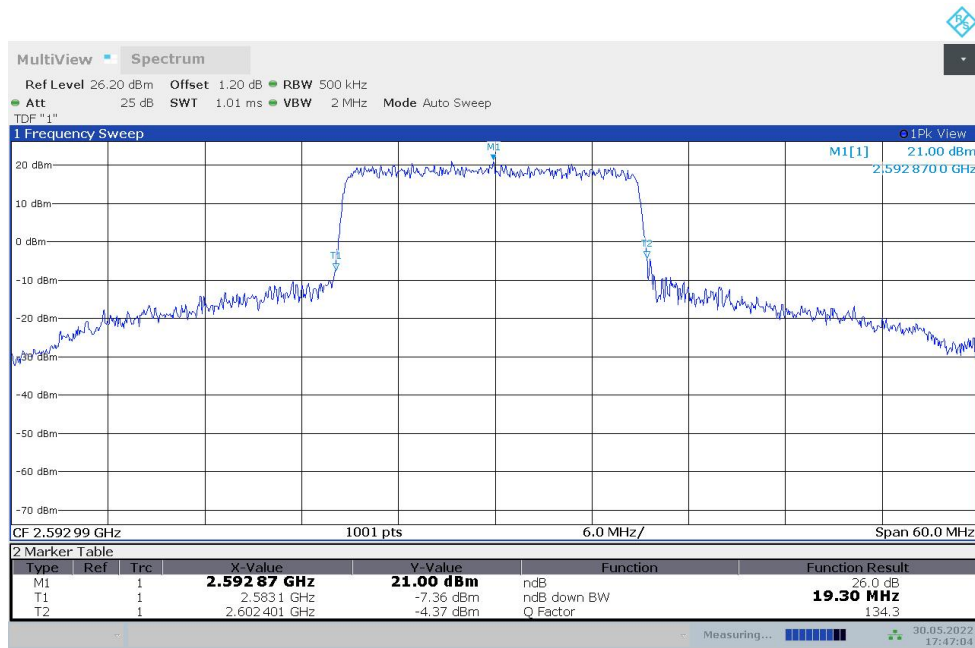
Frequency (MHz)	Emission Bandwidth (-26dBc) (MHz)	
	DFT-s-pi/2 BPSK	DFT-s-QPSK
2592.99	19.421	19.301

n41,20MHz Bandwidth,DFT-s-pi/2 BPSK (-26dBc BW)



17:46:47 30.05.2022

n41,20MHz Bandwidth,DFT-s-QPSK (-26dBc BW)

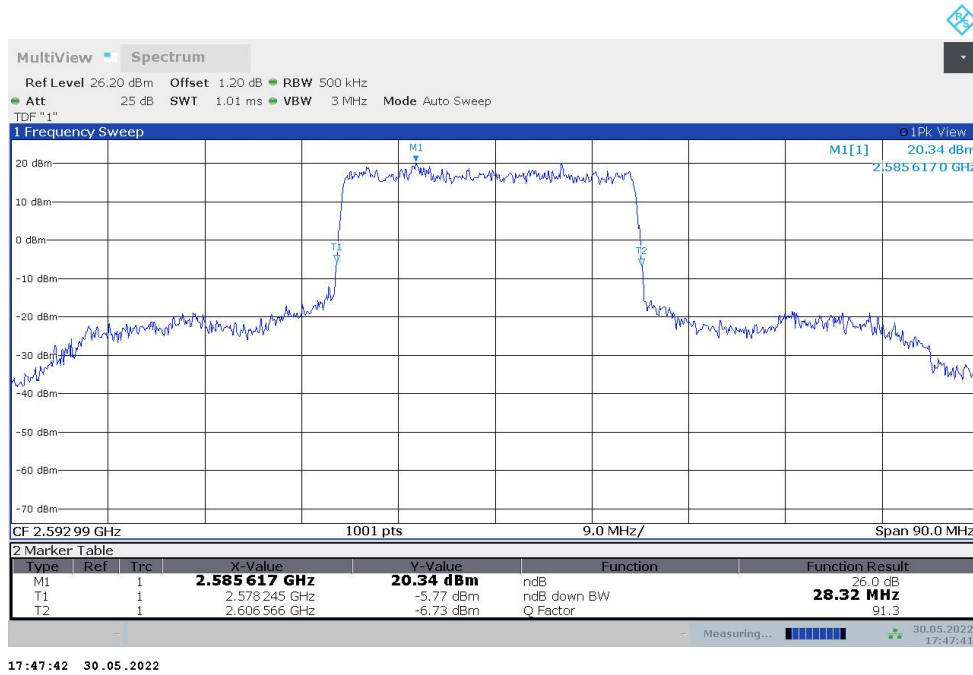


17:47:05 30.05.2022

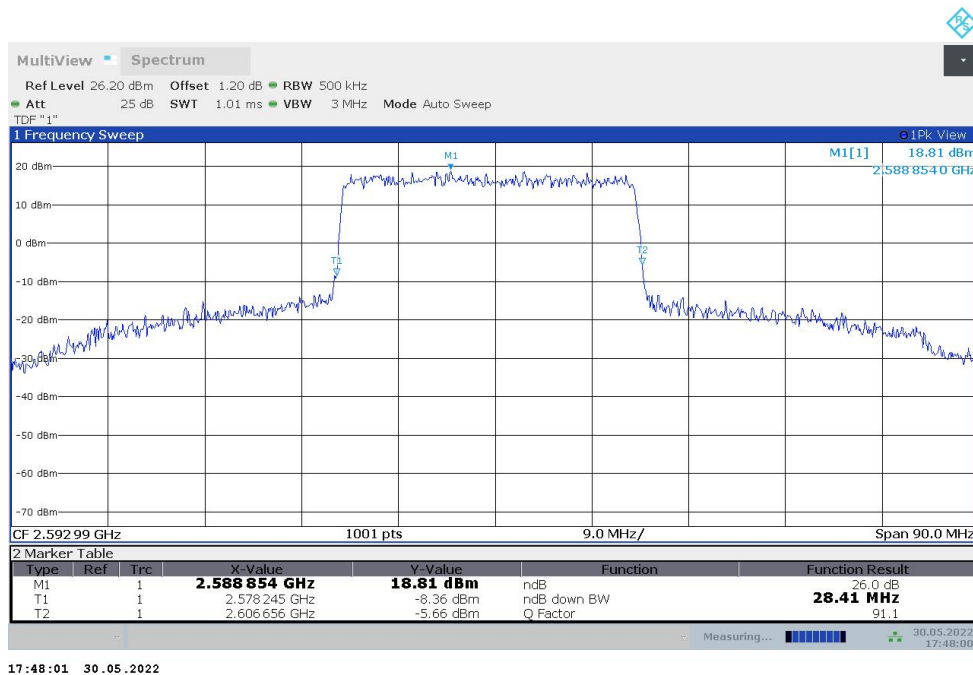
n41,30MHz(-26dBc)

Frequency (MHz)	Emission Bandwidth (-26dBc) (MHz)	
	DFT-s-pi/2 BPSK	DFT-s-QPSK
2592.99	28.322	28.412

n41,30MHz Bandwidth,DFT-s-pi/2 BPSK (-26dBc BW)



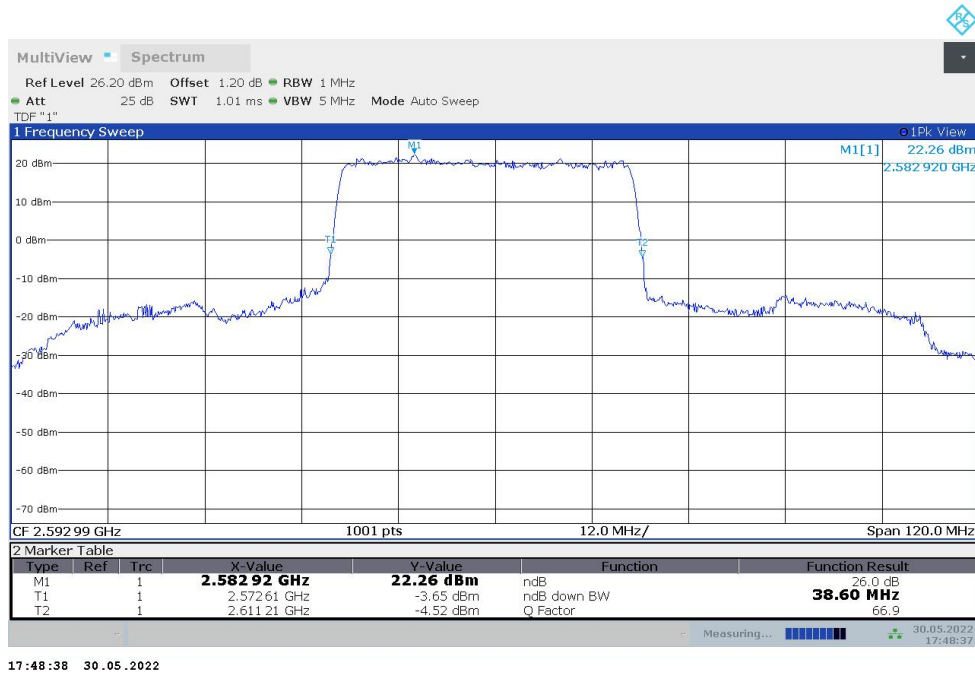
n41,30MHz Bandwidth,DFT-s-QPSK (-26dBc BW)



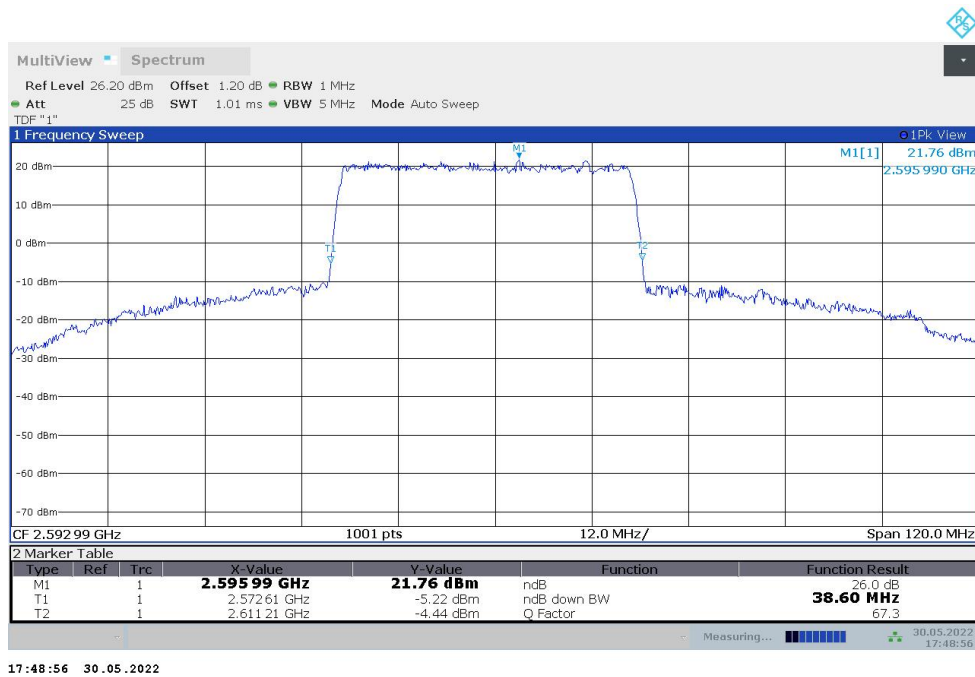
n41,40MHz(-26dBc)

Frequency (MHz)	Emission Bandwidth (-26dBc) (MHz)	
	DFT-s-pi/2 BPSK	DFT-s-QPSK
2592.99	38.600	38.600

n41,40MHz Bandwidth,DFT-s-pi/2 BPSK (-26dBc BW)



n41,40MHz Bandwidth,DFT-s-QPSK (-26dBc BW)



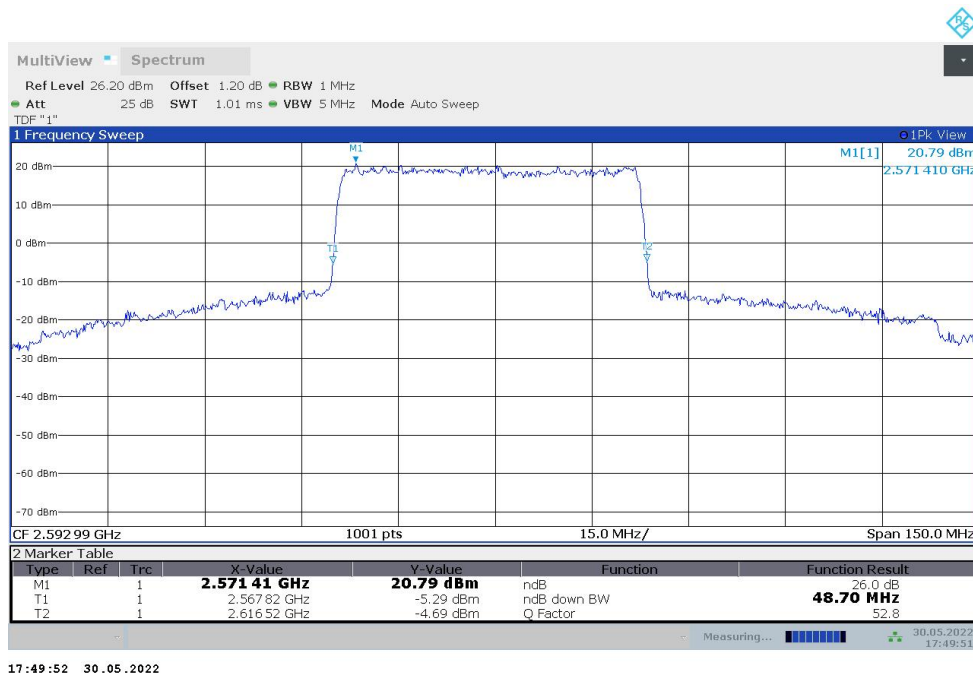
n41,50MHz(-26dBc)

Frequency (MHz)	Emission Bandwidth (-26dBc) (MHz)	
	DFT-s-pi/2 BPSK	DFT-s-QPSK
2592.99	48.550	48.700

n41,50MHz Bandwidth,DFT-s-pi/2 BPSK (-26dBc BW)



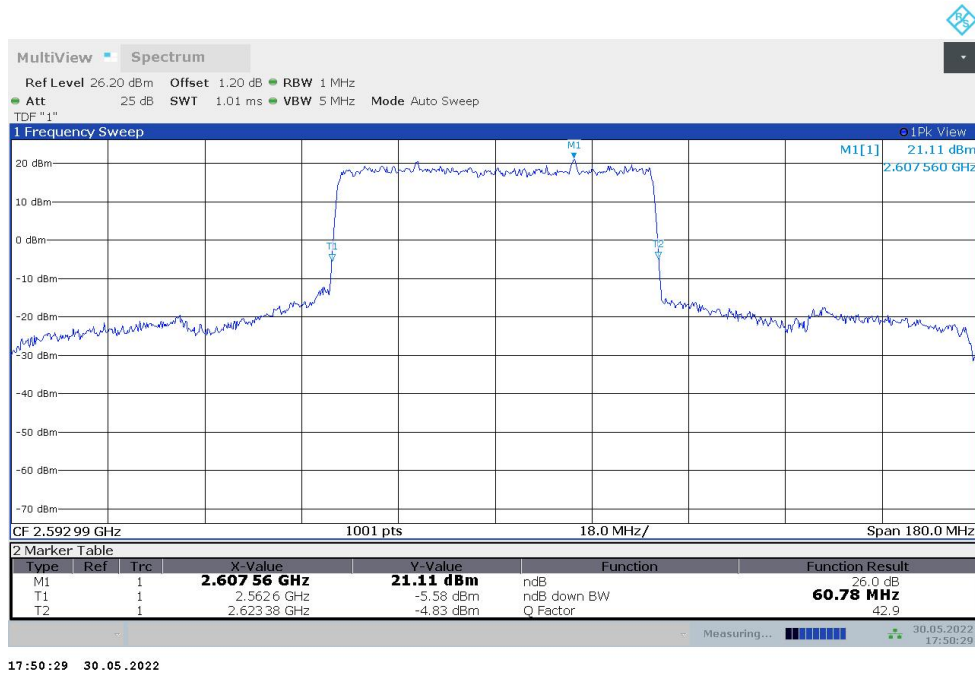
n41,50MHz Bandwidth,DFT-s-QPSK (-26dBc BW)



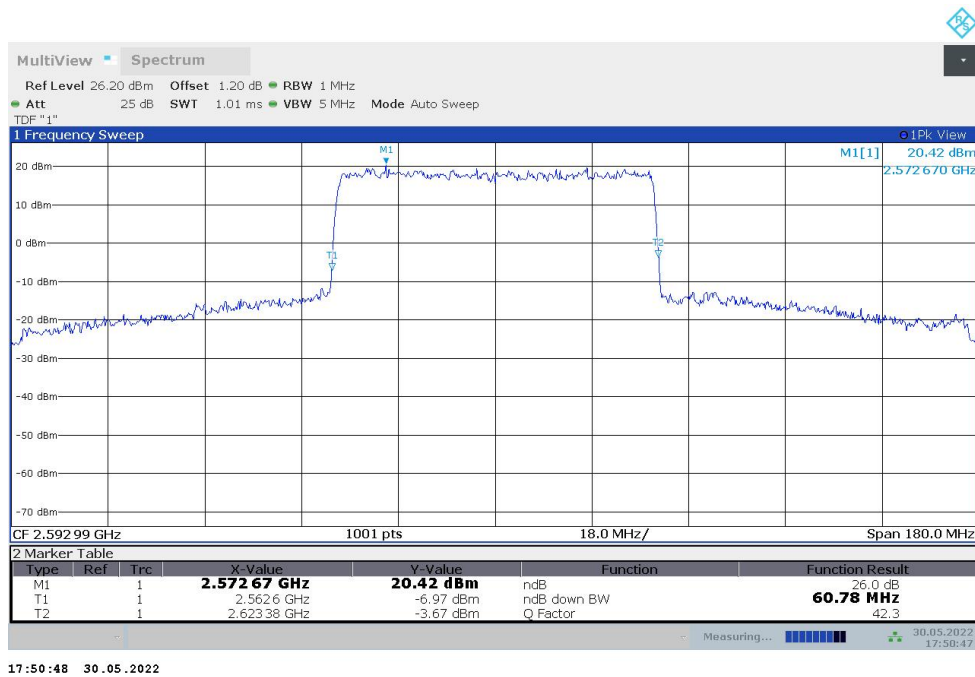
n41,60MHz(-26dBc)

Frequency (MHz)	Emission Bandwidth (-26dBc) (MHz)	
	DFT-s-pi/2 BPSK	DFT-s-QPSK
2592.99	60.780	60.780

n41,60MHz Bandwidth,DFT-s-pi/2 BPSK (-26dBc BW)



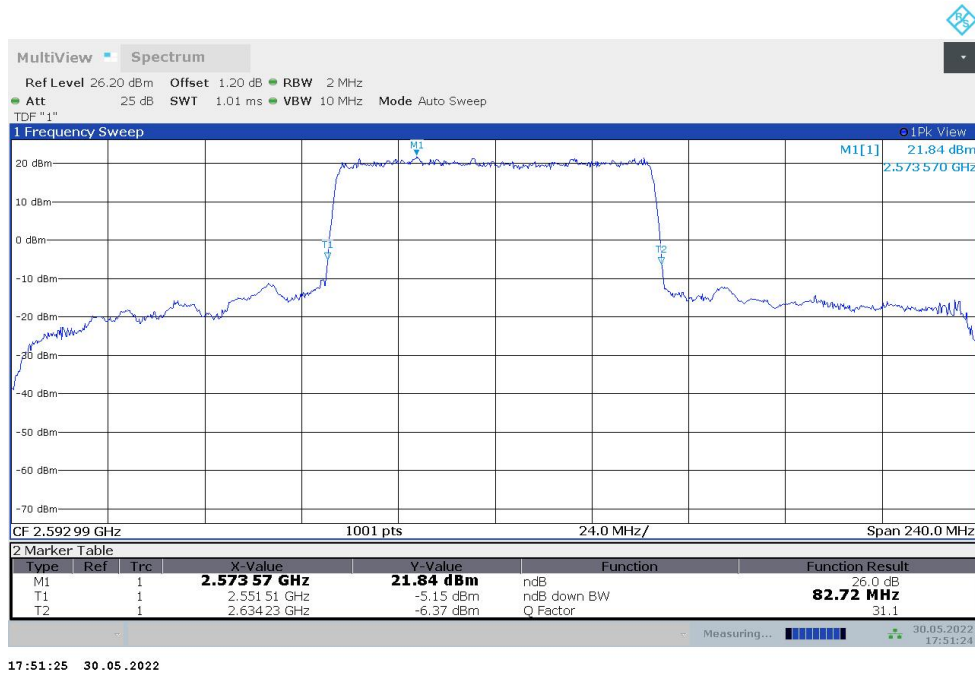
n41,60MHz Bandwidth,DFT-s-QPSK (-26dBc BW)



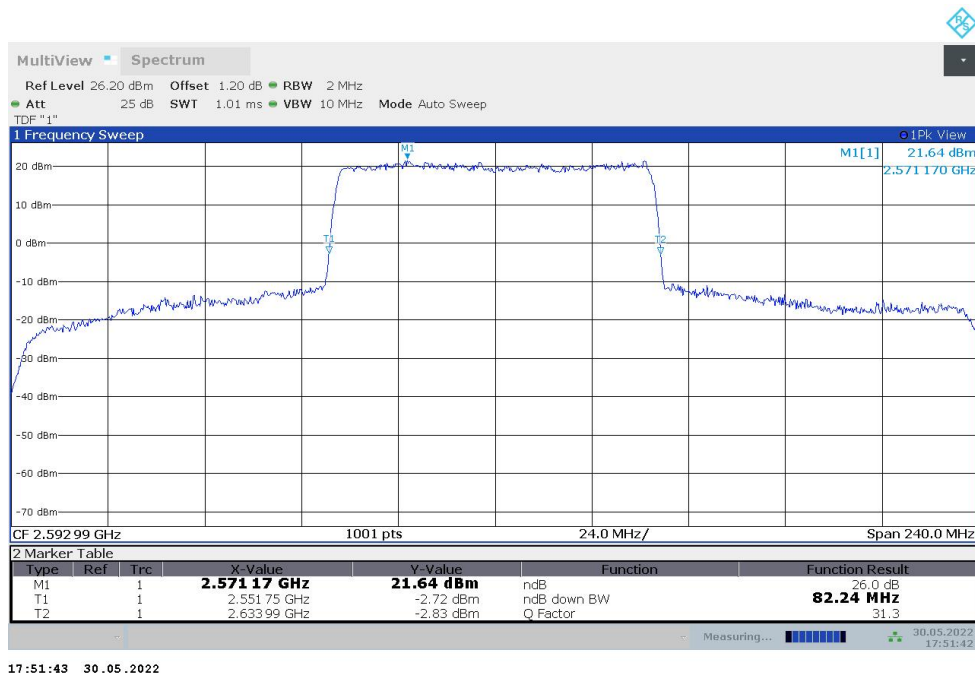
n41,80MHz(-26dBc)

Frequency (MHz)	Emission Bandwidth (-26dBc) (MHz)	
	DFT-s-pi/2 BPSK	DFT-s-QPSK
2592.99	82.720	82.240

n41,80MHz Bandwidth,DFT-s-pi/2 BPSK (-26dBc BW)



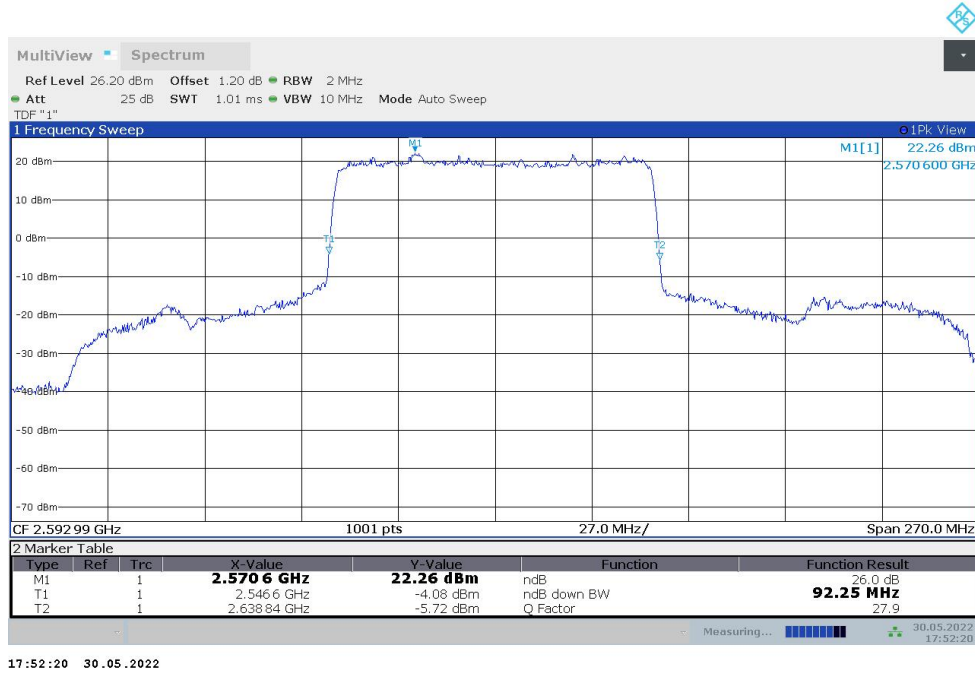
n41,80MHz Bandwidth,DFT-s-QPSK (-26dBc BW)



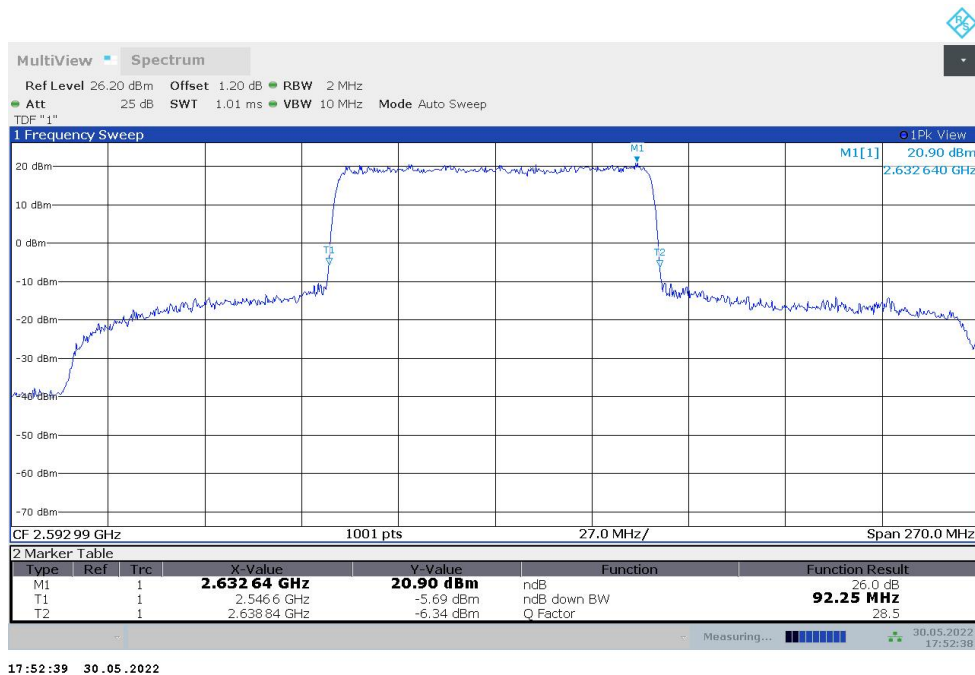
n41,90MHz(-26dBc)

Frequency (MHz)	Emission Bandwidth (-26dBc) (MHz)	
	DFT-s-pi/2 BPSK	DFT-s-QPSK
2592.99	92.250	92.250

n41,90MHz Bandwidth,DFT-s-pi/2 BPSK (-26dBc BW)

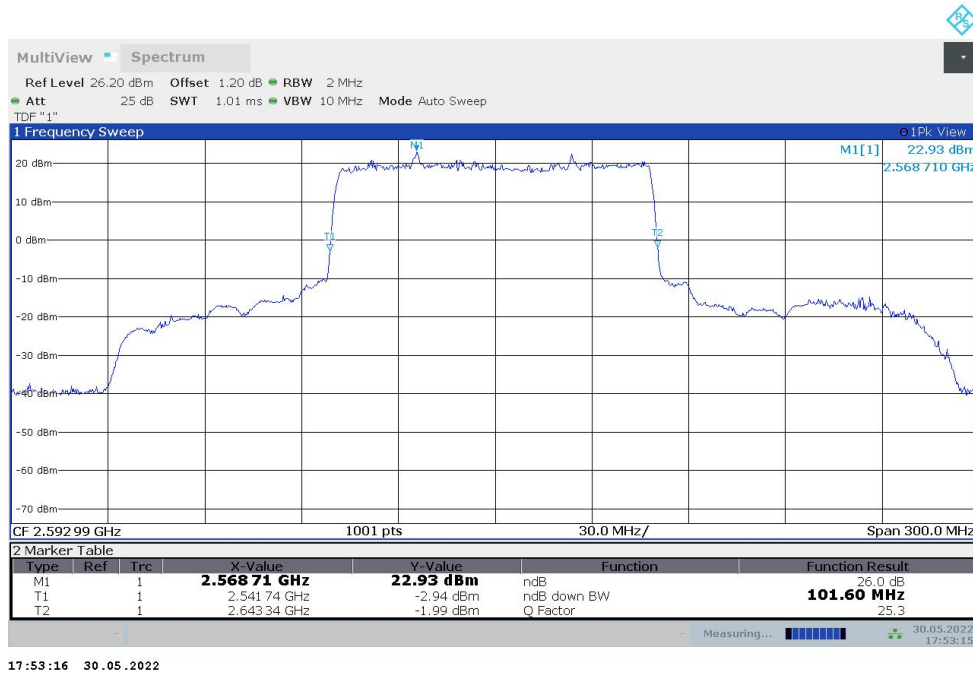
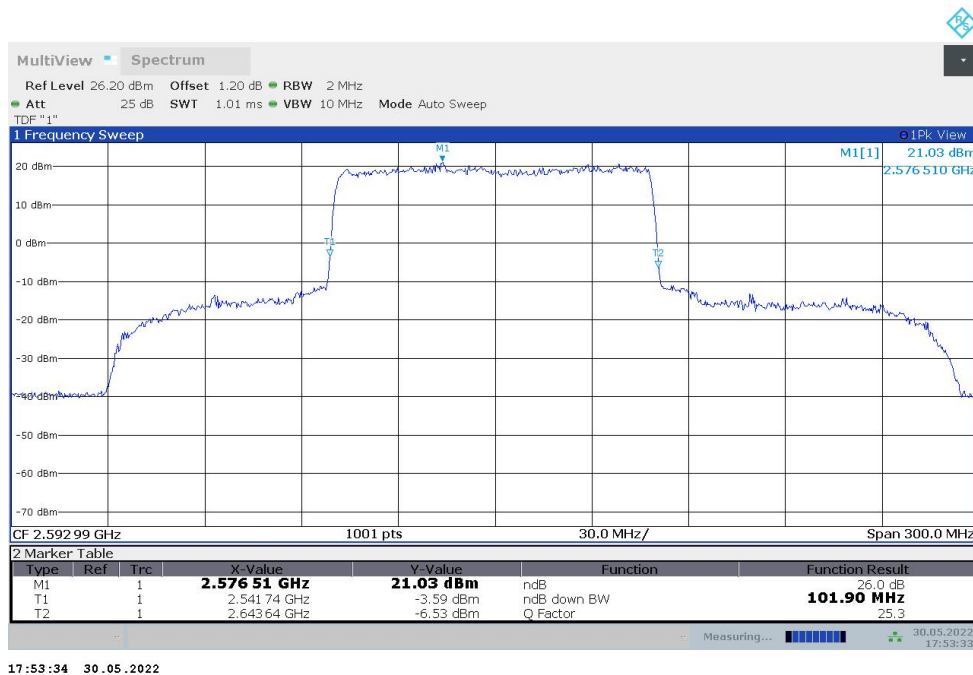


n41,90MHz Bandwidth,DFT-s-QPSK (-26dBc BW)



n41,100MHz(-26dBc)

Frequency (MHz)	Emission Bandwidth (-26dBc) (MHz)	
	DFT-s-pi/2 BPSK	DFT-s-QPSK
2592.99	101.600	101.900

n41,100MHz Bandwidth,DFT-s-pi/2 BPSK (-26dBc BW)

n41,100MHz Bandwidth,DFT-s-QPSK (-26dBc BW)


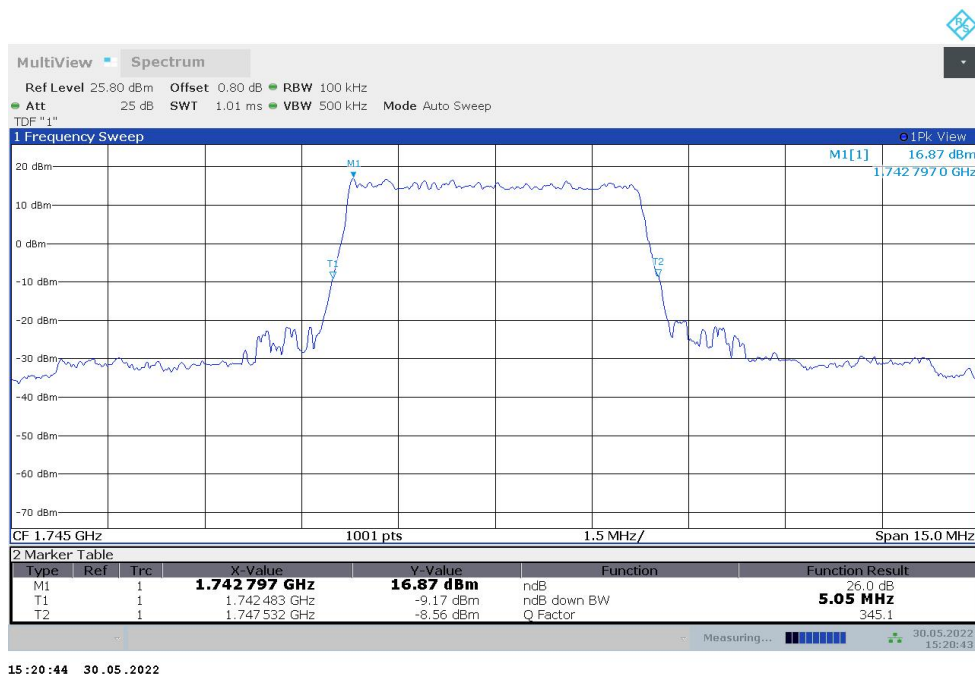
n66
n66,5MHz(-26dBc)

Frequency (MHz)	Emission Bandwidth (-26dBc) (MHz)	
	DFT-s-pi/2 BPSK	DFT-s-QPSK
1745	5.035	5.050

n66,5MHz Bandwidth,DFT-s-pi/2 BPSK (-26dBc BW)



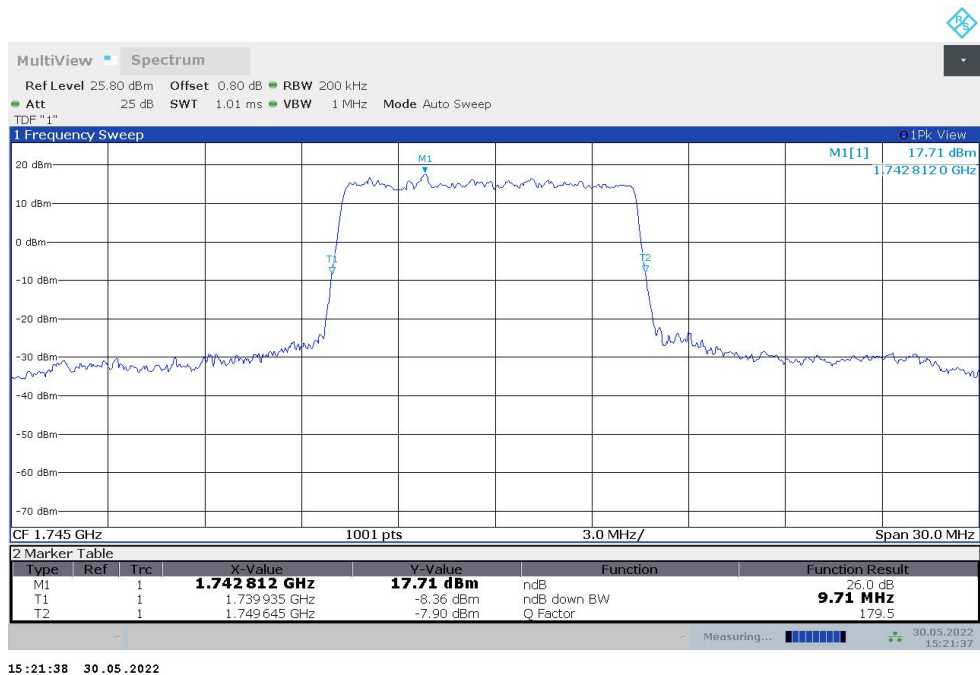
n66,5MHz Bandwidth,DFT-s-QPSK (-26dBc BW)



n66,10MHz(-26dBc)

Frequency (MHz)	Emission Bandwidth (-26dBc) (MHz)	
	DFT-s-pi/2 BPSK	DFT-s-QPSK
1745	9.770	9.710

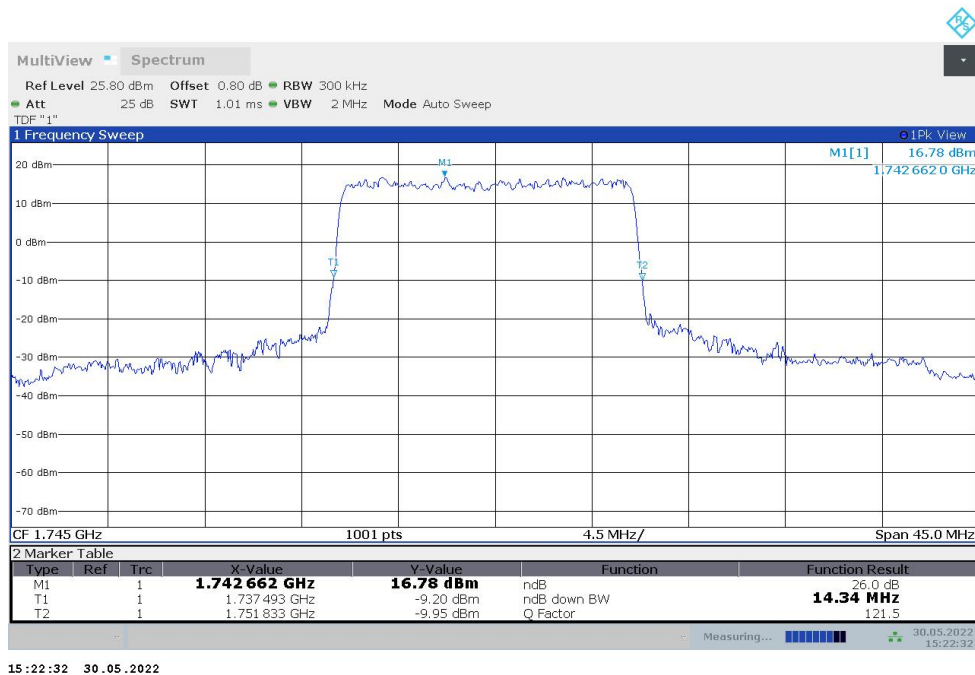
n66,10MHz Bandwidth,DFT-s-pi/2 BPSK (-26dBc BW)

n66,10MHz Bandwidth,DFT-s-QPSK (-26dBc BW)


n66,15MHz(-26dBc)

Frequency (MHz)	Emission Bandwidth (-26dBc) (MHz)	
	DFT-s-pi/2 BPSK	DFT-s-QPSK
1745	14.386	14.341

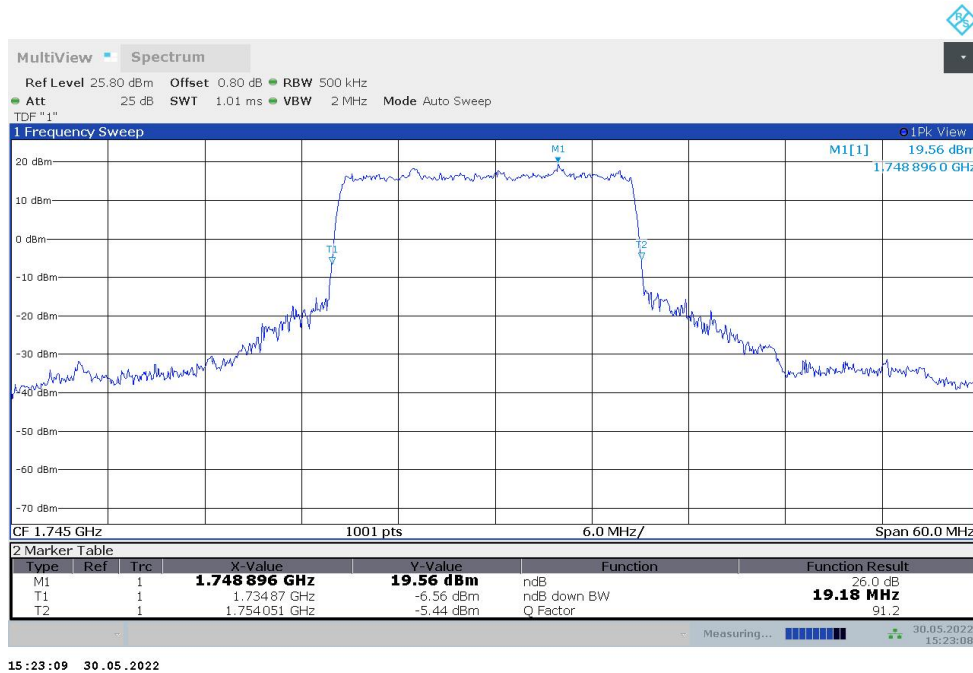
n66,15MHz Bandwidth,DFT-s-pi/2 BPSK (-26dBc BW)

n66,15MHz Bandwidth,DFT-s-QPSK (-26dBc BW)


n66,20MHz(-26dBc)

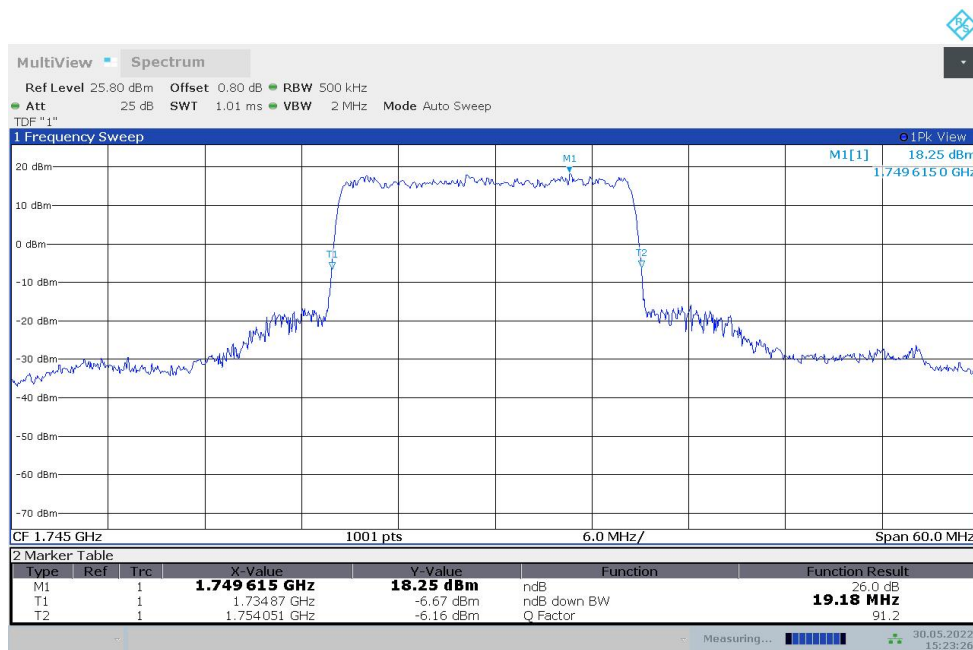
Frequency (MHz)	Emission Bandwidth (-26dBc) (MHz)	
	DFT-s-pi/2 BPSK	DFT-s-QPSK
1745	19.181	19.181

n66,20MHz Bandwidth,DFT-s-pi/2 BPSK (-26dBc BW)



15:23:09 30.05.2022

n66,20MHz Bandwidth,DFT-s-QPSK (-26dBc BW)



15:23:26 30.05.2022