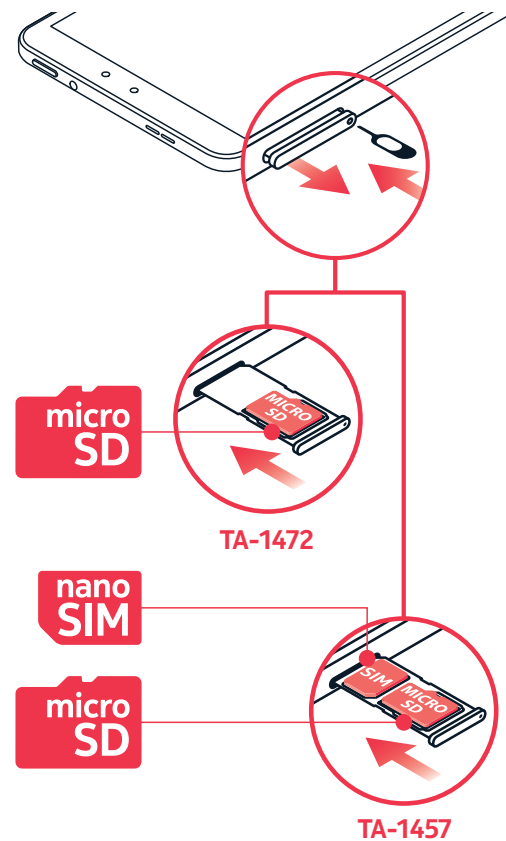
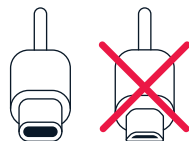


1. USB connector
2. Microphone
3. Loudspeaker
4. Front camera
5. Light sensor
6. Volume keys
7. Flash

8. Camera
9. Power/Lock key
10. Headset connector
11. Loudspeaker
12. SIM and memory card slot



1. Insert the SIM and memory card

1. Open the SIM card tray: push the tray opener pin in the tray hole and slide the tray out.
2. TA-1457 only: Put the nano-SIM in the SIM slot on the tray with the contact area face down.
3. If you have a memory card, put it in the memory card slot.
4. Slide the tray back in.

TA-1457 only: Use only original nano-SIM cards. Use of incompatible SIM cards may damage the card or the device, and may corrupt data stored on the card.

Use only compatible memory cards approved for use with this device. Incompatible cards may damage the card and the device and corrupt data stored on the card.

Important: Do not remove the memory card when an app is using it. Doing so may damage the memory card and the device and corrupt data stored on the card.

2. Charge the battery and switch the tablet on

Plug a compatible charger into a wall outlet, and connect the cable to your tablet. Your tablet supports the USB-C cable. You can also charge your tablet from a computer with a USB cable, but it may take a longer time.

If the battery is completely discharged, it may take several minutes before the charging indicator is displayed.

To switch your tablet on, press and hold the power key until the tablet starts up. The tablet guides you through the setup.

For an online user guide and troubleshooting help, go to www.nokia.com/mobile-support.

Product and safety info

⚠ Important: For important info on the safe use of your device and battery, read the Product and safety info booklet before you take your device into use.

Your device has an internal, non-removable, rechargeable battery. Do not attempt to remove the battery or back cover, as you may damage the device. To replace the battery, take the device to the nearest authorised service facility.

Charge your device with the AD-010 charger. HMD Global may make additional battery or charger models available for this device. Charging time can vary depending on device capability. Some of the accessories mentioned in this user guide, such as charger, headset, or data cable, may be sold separately.

The surface of the device is nickel-free.

Parts of the device are magnetic. Metallic materials may be attracted to the device. Do not place credit cards or other magnetic stripe cards near the device for extended periods of time, since the cards may be damaged.

📌 Note: Pre-installed system software and apps use a significant part of memory space.

Keep a safe distance when using the flash. Do not use the flash on people or animals at close range. Do not cover the flash while taking a photo.

📶 Note: The device is restricted to indoor use only when operating in the 5150 to 5350 MHz frequency range in the following countries:

AT	BE	BG	HR	CY	CZ	DK
EE	FI	FR	DE	EL	HU	IE
IT	LV	LT	LU	MT	NL	PL
PT	RO	SK	SI	ES	SE	UK(NI)

TA-1457 only:

You can only use your device on the GSM 850, 900, 1800, 1900; WCDMA 1, 5, 8; LTE 1, 3, 5, 7, 8, 20, 28, 38, 40, 41 (2535 - 2655 MHz) networks. Band 41 is disabled in Thailand.

You need a subscription with a service provider.

⚠ Important: 4G/LTE might not be supported by your network service provider or by the service provider you are using when traveling. In these cases, you may not be able to use mobile data connections. To make sure your device works seamlessly when full 4G/LTE service is not available, it is recommended that you change the highest connection speed from 4G to 3G. To do this, on the home screen, tap **Settings > Network & internet > SIMs**, and switch **Preferred network type** to **3G/2G**.

For more info, contact your network service provider.

Maximum transmit power	
TA-1457: GSM 850, 900	35 dBm
TA-1457: GSM 1800, 1900	32 dBm
TA-1457: WCDMA 1, 5, 8	25 dBm
TA-1457: LTE 1, 3, 5, 7, 8, 20, 28, 38, 40, 41 (2535 - 2655 MHz). Band 41 is disabled in Thailand.	25 dBm
Bluetooth®	9.9 dBm
WLAN 2.4G	18.34 dBm
WLAN 5G	17.72 dBm

Certification information (SAR)

This mobile device meets guidelines for exposure to radio waves as set forth by the Council of Europe (CE). Refer to the following.

European RF Exposure Information

Your mobile device is a radio transmitter and receiver. It is designed not to exceed the limits for exposure to radio waves recommended by international guidelines. These guidelines were developed by the independent scientific organization ICNIRP and include safety margins designed to assure the protection of all persons, regardless of age and health. The guidelines use a unit of measurement known as the Specific Absorption Rate, or SAR.

The SAR limit for mobile devices is 2.0 W/kg. As mobile devices offer a range of functions, they can be used in many positions, such as on the body. In this case, the highest tested SAR value is **1.580 (TA-1457)**, **1.207 (TA-1472) W/kg*** at the separation distance of 0 mm from the body.

For electronic safety, maintain the separation distance with accessories containing no metal, that position handset a minimum of the above distance. Use of other accessories may not ensure compliance with RF exposure guidelines.

*The tests are carried out in accordance with international guidelines for testing.

TA-1472 only:

This mobile device meets guidelines for exposure to radio waves as set forth by the Federal Communications Commission (FCC). Refer to the following.

FCC RF Exposure Information

Your device is a radio transmitter and receiver. It is designed and manufactured not to exceed the emission limits for exposure to radio frequency (RF) energy set by the Federal Communications Commission of the U.S. Government. The guidelines are based on standards that were developed by independent scientific organization through periodic and thorough evaluation of scientific studies. The standards include a substantial safety margin designed to assure the safety of all persons, regardless of age and health. The exposure standard for wireless devices employs a unit of measurement known as the Specific Absorption Rate, or SAR. The SAR limit set by the FCC is 1.6 W/kg. The tests are performed in positions and locations (e.g. worn on the body) as required by the FCC for

each model. The highest SAR value for this device model as reported to the FCC when worn on the body in a holder or carry case, is **1.19 W/kg**.

Body-worn Operation; This device was tested for typical body-worn operations with the device kept 0 mm from the body. The use of belt clips, holsters and similar accessories should not contain metallic components in its assembly. The use of accessories that do not satisfy these requirements may not comply with FCC RF exposure requirements, and should be avoided. The FCC has granted an Equipment Authorization for this device model with all reported SAR levels evaluated as in compliance with the FCC RF emission guidelines. SAR information on this device model is on file with the FCC and can be found under the FCC ID Search section of www.fcc.gov/oet/ea/ after searching on FCC ID **2AJOTTA-1472**.

Additional information on Specific Absorption Rates (SAR) can be found on the FCC website at www.fcc.gov/general/radio-frequency-safety-0.

To send data or messages, a good connection to the network is needed. Sending may be delayed until such a connection is available. Follow the separation distance instructions until the sending is finished.

During general use, the SAR values are usually well below the values stated above. The lower the power output, the lower the SAR value.

Device models may have different versions and more than one value. Component and design changes may occur over time and some changes could affect SAR values.


For more info, go to www.sar-tick.com.

Your mobile device is also designed to meet the United States Federal Communications Commission (FCC) guidelines. FCC ratings for your device and more information on SAR can be found at <http://transition.fcc.gov/oet/rfsafety/sar.html>.


The World Health Organization (WHO) has stated that current scientific information does not indicate the need for any special precautions when using mobile devices. If you are interested in reducing your exposure, they recommend you limit your usage or use a hands-free kit to keep the device away from your body. For more information and explanations and discussions on RF exposure, go to the WHO website at https://www.who.int/health-topics/electromagnetic-fields#tab=tab_1.

Copyrights and other notices

EU Declaration of Conformity

 Hereby, HMD Global Oy declares that this product is in compliance with the essential requirements and other relevant provisions of Directive 2014/53/EU. A copy of the EU Declaration of Conformity can be found at https://www.nokia.com/en_int/phones/declaration-of-conformity.

UK Declaration of Conformity

 Hereby, HMD Global Oy declares that this product is in compliance with the essential requirements and other relevant provisions of Radio Equipment Regulations 2017 (S.I. 2017/1206.) A copy of the UK Declaration of Conformity can be found at https://www.nokia.com/en_int/phones/declaration-of-conformity.

Importer in UK: HMD Global Oy UK Branch 4 Kingdom Street Level 4, London, Paddington Central, W2 6BD, United Kingdom.

TA-1472 only:

FCC notice:

This device complies with part 15 of the FCC rules. Operation is subject to the following two conditions: (1) This device may not cause harmful interference, and (2) this device must accept any interference received, including interference that may cause undesired operation. For more info, go to www.fcc.gov/engineering-technology/electromagnetic-compatibility-division/radio-frequency-safety/faq/rf-safety. Any changes or modifications not expressly approved by HMD Global could void the user's authority to operate this equipment. Note: This equipment has been tested and found to comply with the limits for a Class B digital device, pursuant to part 15 of the FCC Rules. These limits are designed to provide reasonable protection against harmful interference in a residential installation. This equipment generates, uses and can radiate radio frequency energy and, if not installed and used in accordance with the instructions, may cause harmful interference to radio communications. However, there is no guarantee that interference will not occur in a particular installation. If this equipment does cause harmful interference to radio or television reception, which can be determined by turning the equipment off and on, the user is encouraged to try to correct the interference by one or more of the following measures:

- Reorient or relocate the receiving antenna.
- Increase the separation between the equipment and receiver.
- Connect the equipment into an outlet on a circuit different from that to which the receiver is connected.
- Consult the dealer or an experienced radio/TV technician for help.

This device has an electronic label for certification information. To access it, select **Settings > System > Certification**.

© 2022 HMD Global. HMD Global Oy is the exclusive licensee of the Nokia brand for phones & tablets. Nokia is a registered trademark of Nokia Corporation.

OZO is a trademark of Nokia Technologies Oy.



The Bluetooth word mark and logos are owned by the Bluetooth SIG, Inc. and any use of such marks by HMD Global is under license.