



No. I21Z62812-SEM03

For

HMD Global Oy

GSM/WCDMA/LTE phone

Model Name: N139DL

with

Hardware Version: 2.0

Software Version: 00.2151.12.01

FCC ID: 2AJOTTA-1451

Note:

The test results in this test report relate only to the devices specified in this report. This report shall not be reproduced except in full without the written approval of CTTL.

The report must not be used by the client to claim product certification, approval, or endorsement by NVLAP, NIST, or any agency of the U.S. Government.

Test Laboratory:

CTTL, Telecommunication Technology Labs, CAICT

No. 51, Xueyuan Road, Haidian District, Beijing, P. R. China 100191.

Tel:+86(0)10-62304633-2512, Fax:+86(0)10-62304633-2504

Email: ctl_terminals@caict.ac.cn, website: www.caict.ac.cn




Picture 1: Constituents of the sample




Picture 2: Left Head Touch Cheek Position



Picture 3: Left Head Tilt 15° Position




Picture 4: Right Head Touch Cheek Position




Picture 5: Right Head Tilt 15° Position

Test positions for body:


The Body SAR is tested at the following 9 test positions all with the distance =10/15mm between the EUT and the phantom bottom:




Picture 6: Front 10mm




Picture 7: Rear 10mm




Picture 8: Left 10mm




Picture 9: Right 10mm



Picture 10: Top 10mm




Picture 11: Bottom 10mm




Picture 12: Rear 15mm




Picture 13: Front 15mm



Picture 14: Rear 10mm unfold

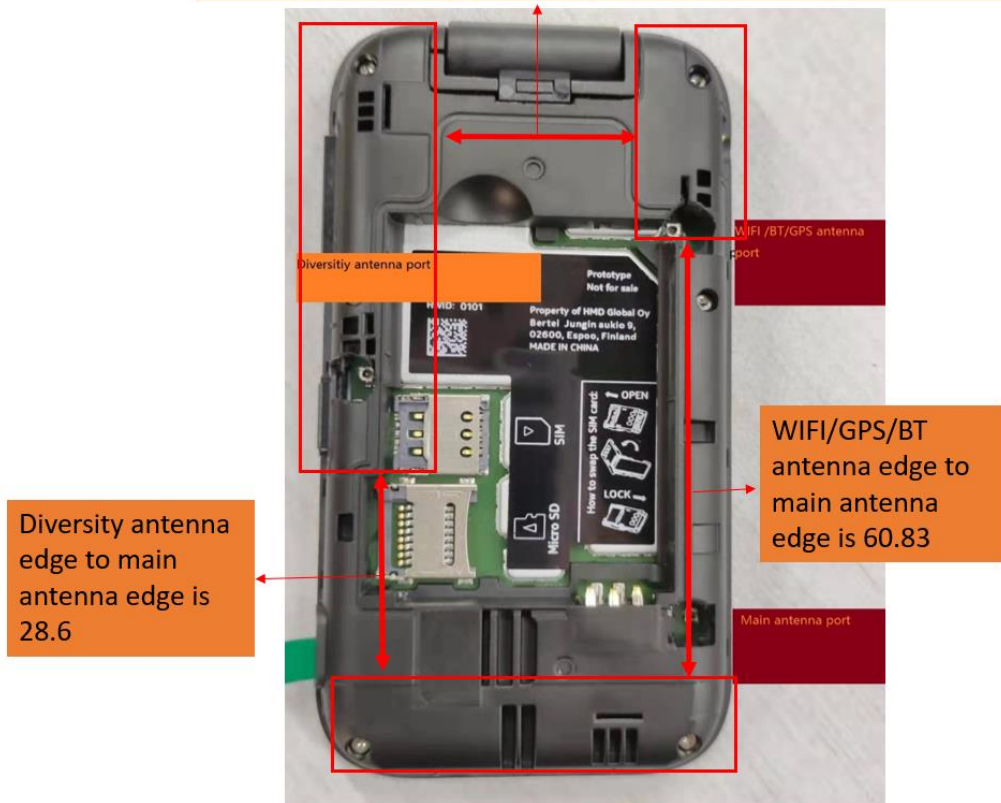


Picture 15: Rear 15mm unfold



Picture 16: Bottom 10mm with headset

Diversity antenna edge to WIFI/GPS/BT antenna edge is 28.6



Picture 16: Antenna location