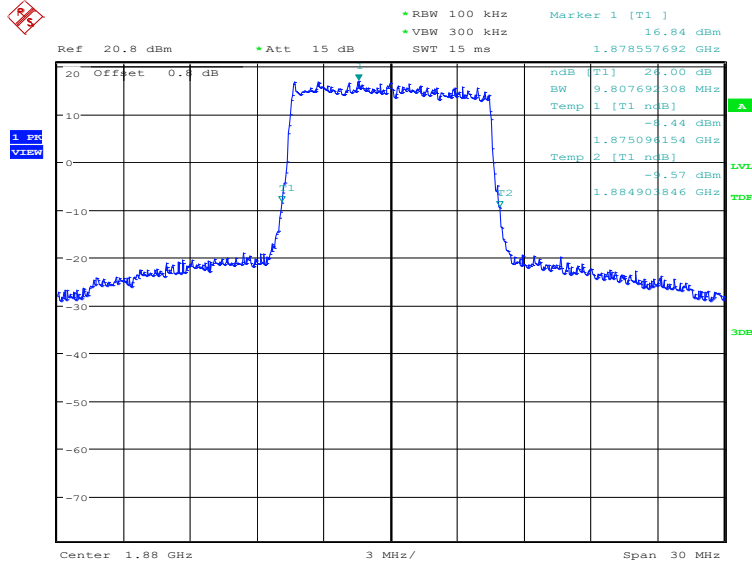


LTE band 2, 10MHz (-26dBc)

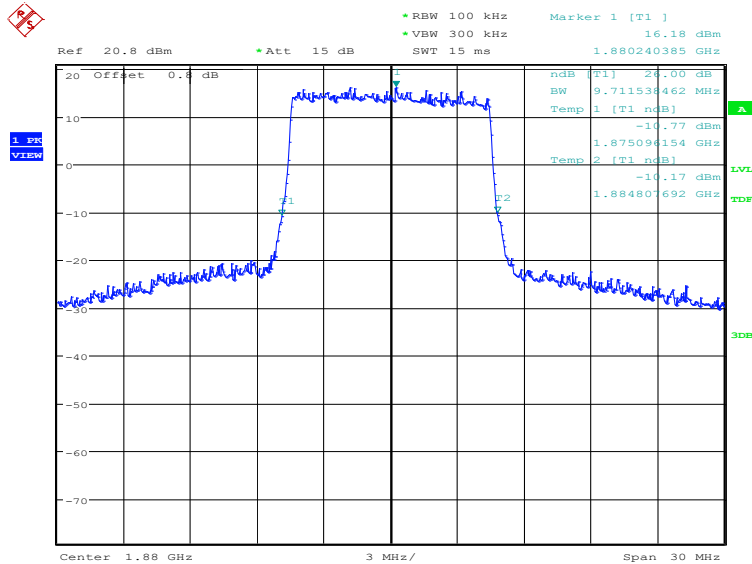
Frequency(MHz)	Emission Bandwidth (-26dBc)(kHz)	
1880.0	QPSK	16QAM
	9807.69	9711.54

LTE band 2, 10MHz Bandwidth, QPSK (-26dBc BW)



Date: 17.AUG.2021 15:14:36

LTE band 2, 10MHz Bandwidth, 16QAM (-26dBc BW)

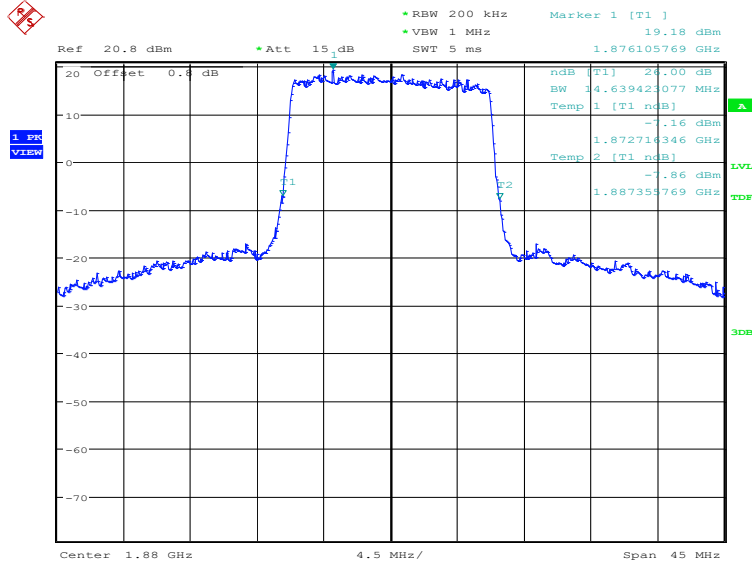


Date: 17.AUG.2021 15:15:16

LTE band 2, 15MHz (-26dBc)

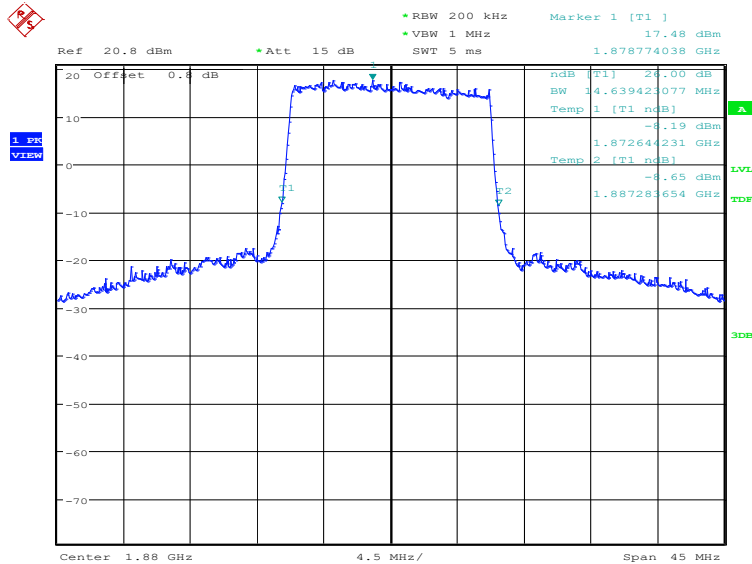
Frequency(MHz)	Emission Bandwidth (-26dBc)(kHz)	
1880.0	QPSK	16QAM
	14639.42	14639.42

LTE band 2, 15MHz Bandwidth, QPSK (-26dBc BW)



Date: 17.AUG.2021 15:15:58

LTE band 2, 15MHz Bandwidth, 16QAM (-26dBc BW)

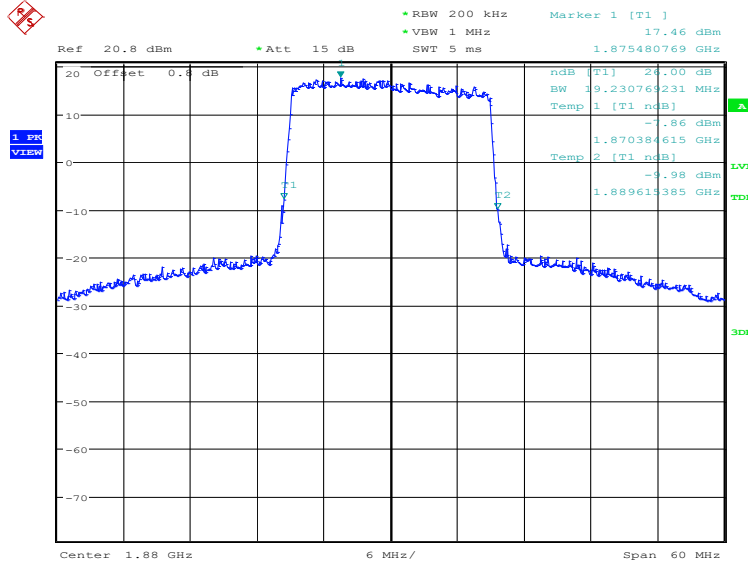


Date: 17.AUG.2021 15:16:37

LTE band 2, 20MHz (-26dBc)

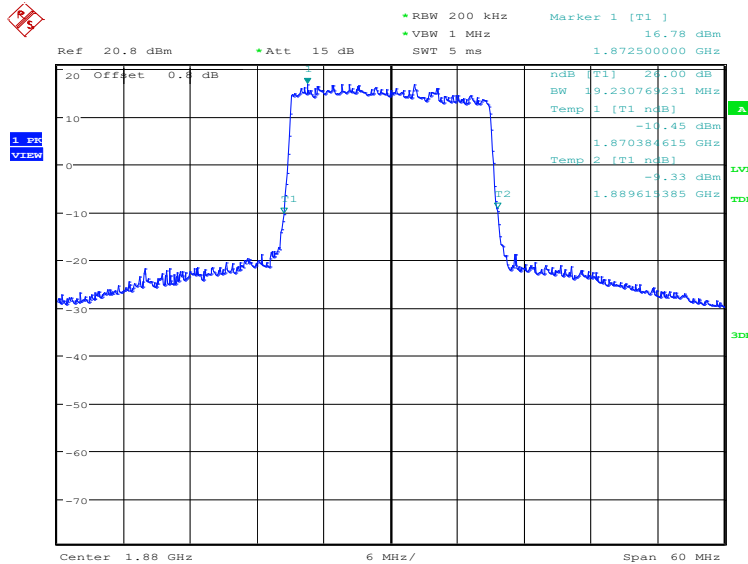
Frequency(MHz)	Emission Bandwidth (-26dBc)(kHz)	
1880.0	QPSK	16QAM
	19230.77	19230.77

LTE band 2, 20MHz Bandwidth, QPSK (-26dBc BW)



Date: 17.AUG.2021 15:17:18

LTE band 2, 20MHz Bandwidth, 16QAM (-26dBc BW)

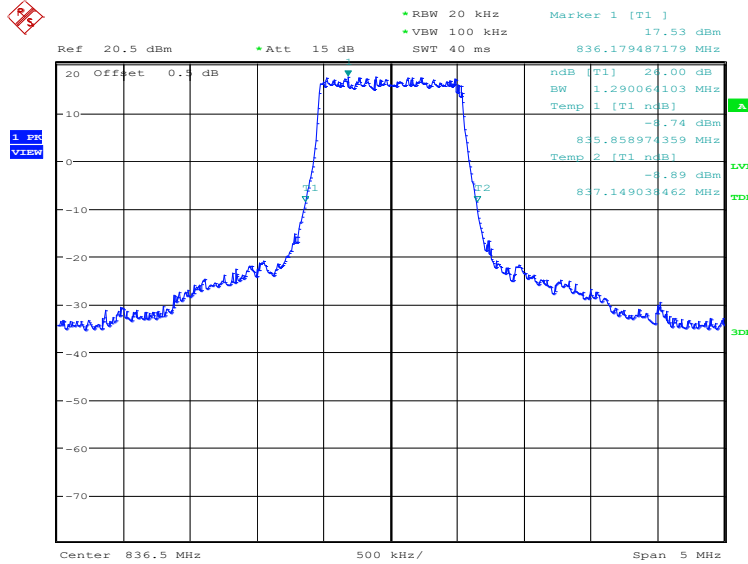


Date: 17.AUG.2021 15:17:58

LTE band 5, 1.4MHz (-26dBc)

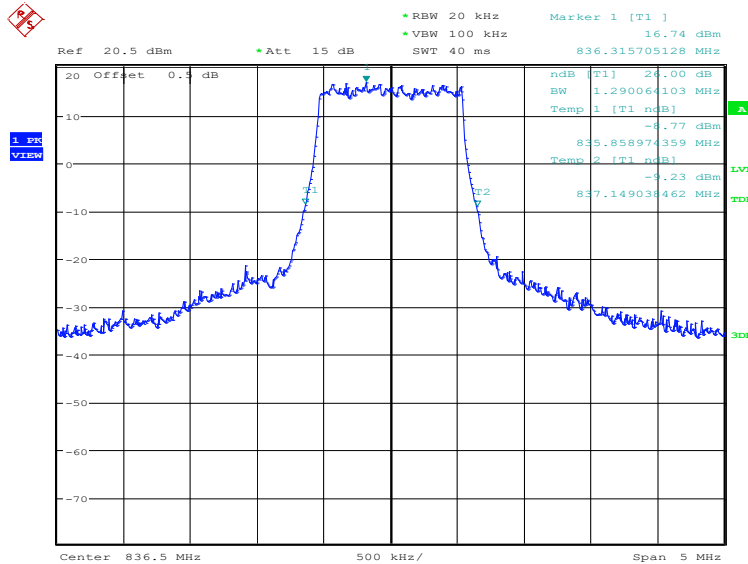
Frequency(MHz)	Emission Bandwidth (-26dBc)(kHz)	
836.5	QPSK	16QAM
	1290.06	1290.06

LTE band 5, 1.4MHz Bandwidth, QPSK (-26dBc BW)



Date: 17.AUG.2021 15:19:33

LTE band 5, 1.4MHz Bandwidth, 16QAM (-26dBc BW)

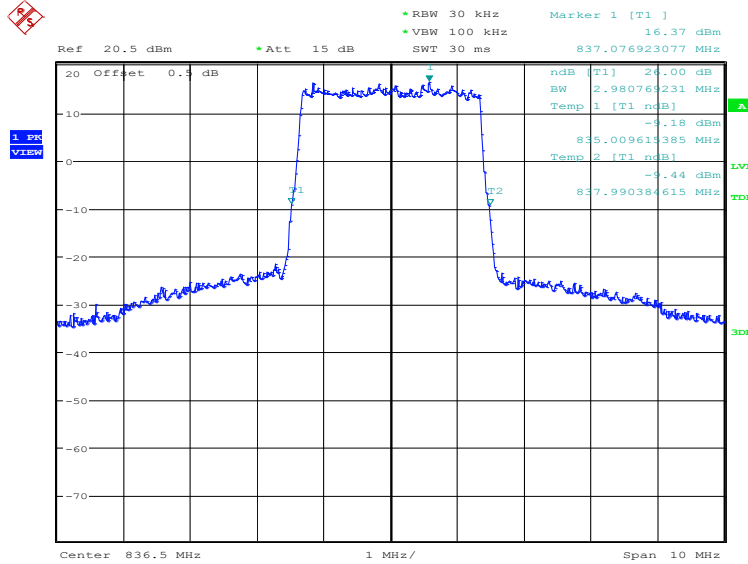


Date: 17.AUG.2021 15:20:12

LTE band 5, 3MHz (-26dBc)

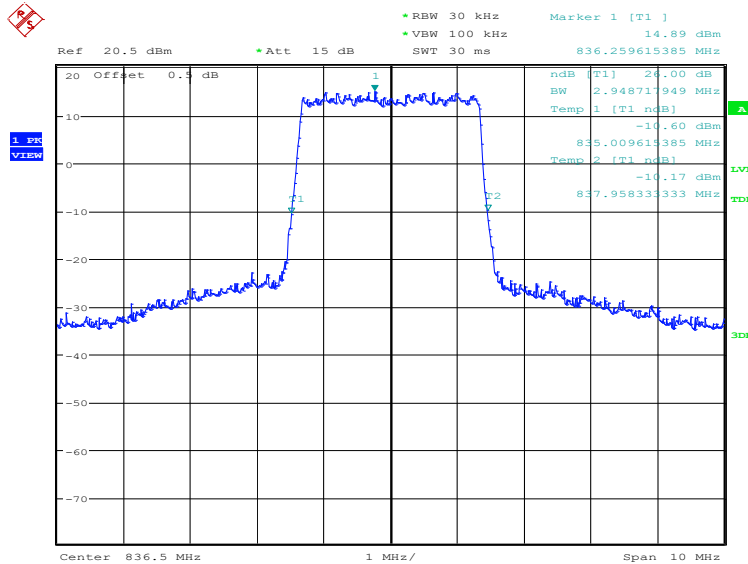
Frequency(MHz)	Emission Bandwidth (-26dBc)(kHz)	
836.5	QPSK	16QAM
	2980.77	2948.72

LTE band 5, 3MHz Bandwidth, QPSK (-26dBc BW)



Date: 17.AUG.2021 15:20:53

LTE band 5, 3MHz Bandwidth, 16QAM (-26dBc BW)

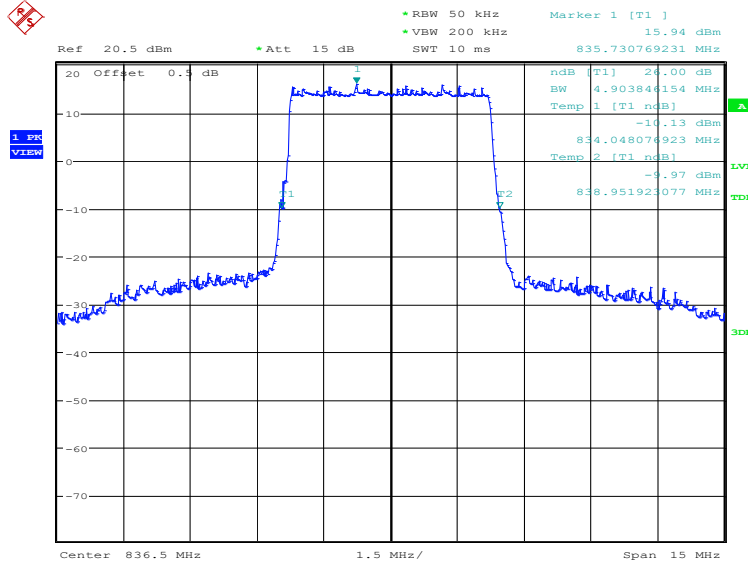


Date: 17.AUG.2021 15:21:33

LTE band 5, 5MHz (-26dBc)

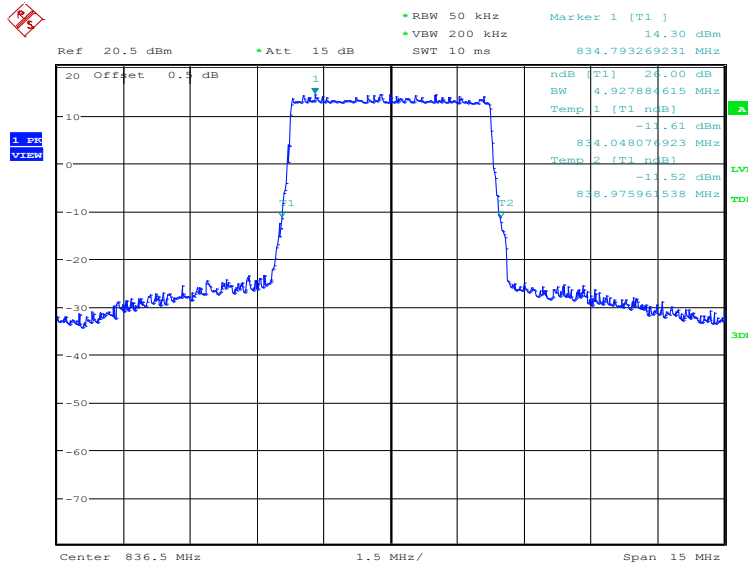
Frequency(MHz)	Emission Bandwidth (-26dBc)(kHz)	
836.5	QPSK	16QAM
	4903.85	4927.88

LTE band 5, 5MHz Bandwidth, QPSK (-26dBc BW)



Date: 17.AUG.2021 15:22:14

LTE band 5, 5MHz Bandwidth, 16QAM (-26dBc BW)

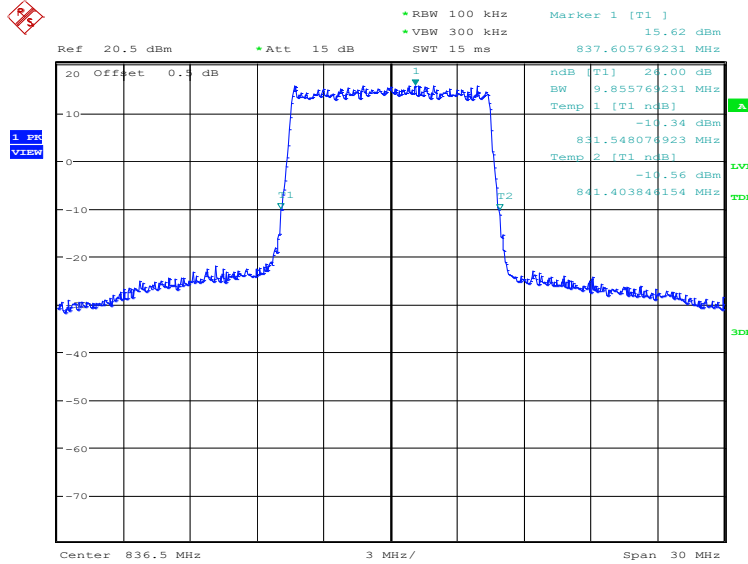


Date: 17.AUG.2021 15:22:54

LTE band 5, 10MHz (-26dBc)

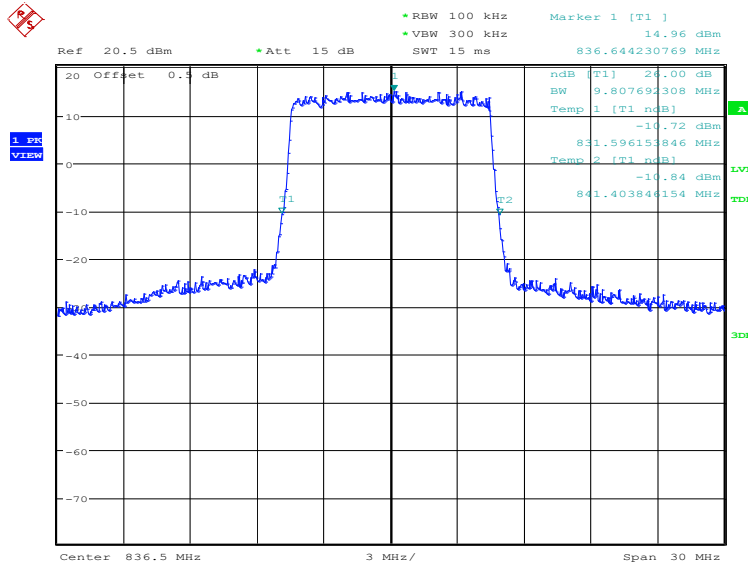
Frequency(MHz)	Emission Bandwidth (-26dBc)(kHz)	
836.5	QPSK	16QAM
	9855.77	9807.69

LTE band 5, 10MHz Bandwidth, QPSK (-26dBc BW)



Date: 17.AUG.2021 15:23:35

LTE band 5, 10MHz Bandwidth, 16QAM (-26dBc BW)

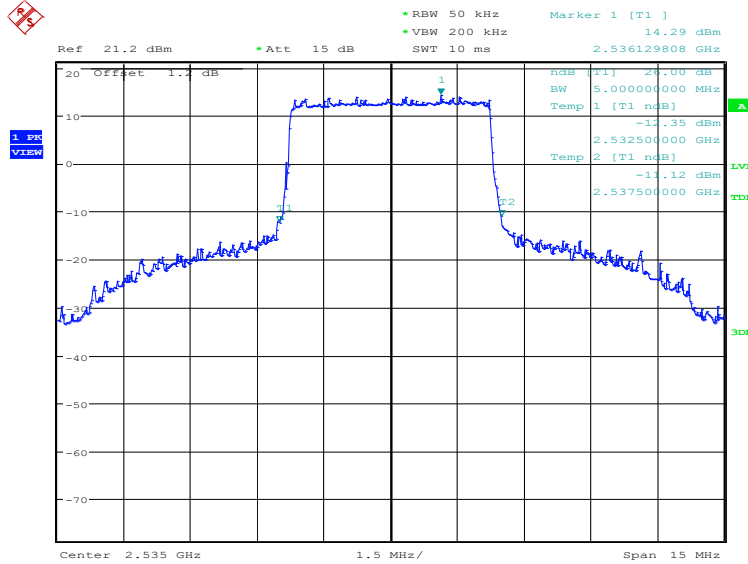


Date: 17.AUG.2021 15:24:14

LTE band 7, 5MHz (-26dBc)

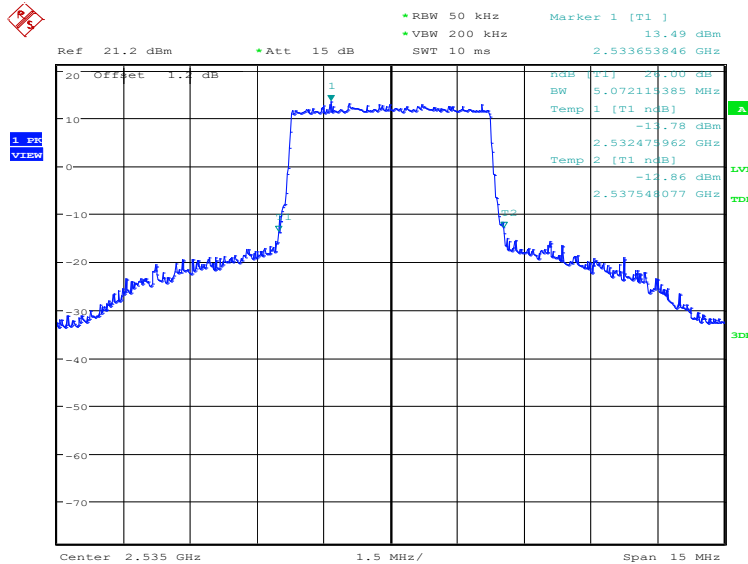
Frequency(MHz)	Emission Bandwidth (-26dBc)(kHz)	
2535.0	QPSK	16QAM
	5000.00	5072.12

LTE band 7, 5MHz Bandwidth, QPSK (-26dBc BW)



Date: 17.AUG.2021 15:24:57

LTE band 7, 5MHz Bandwidth, 16QAM (-26dBc BW)

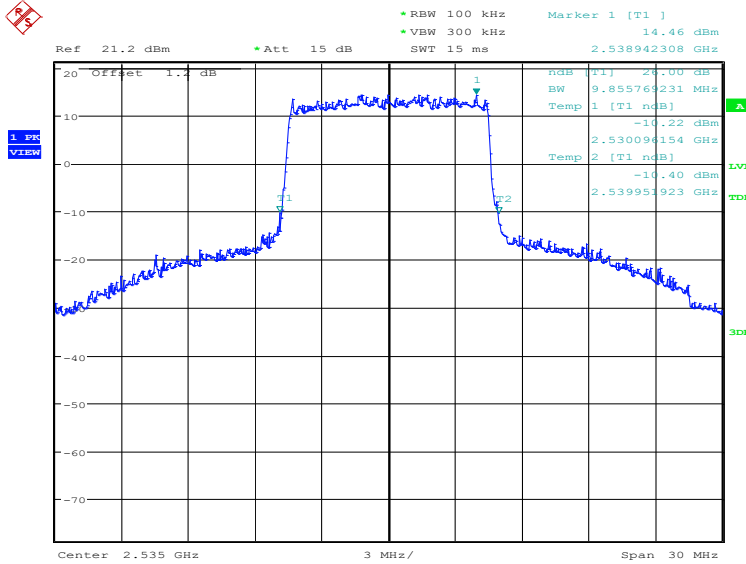


Date: 17.AUG.2021 15:25:36

LTE band 7, 10MHz (-26dBc)

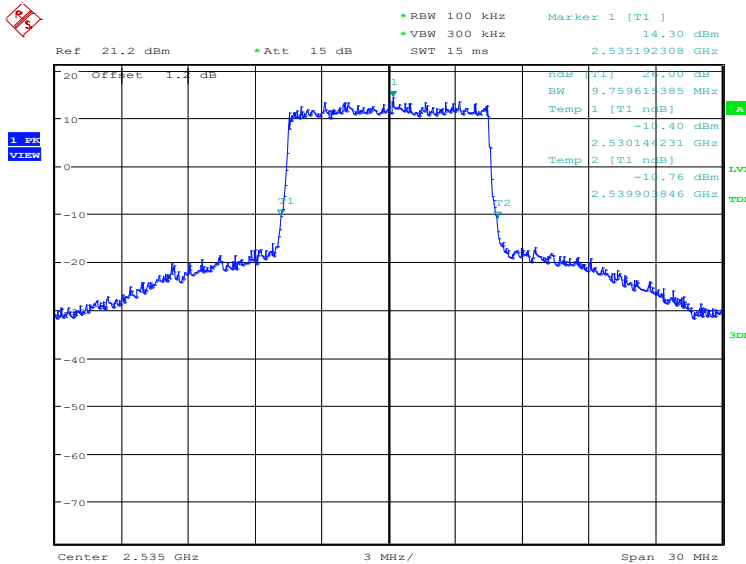
Frequency(MHz)	Emission Bandwidth (-26dBc)(kHz)	
2535.0	QPSK	16QAM
	9855.77	9759.62

LTE band 7, 10MHz Bandwidth, QPSK (-26dBc BW)



Date: 17.AUG.2021 15:26:17

LTE band 7, 10MHz Bandwidth, 16QAM (-26dBc BW)

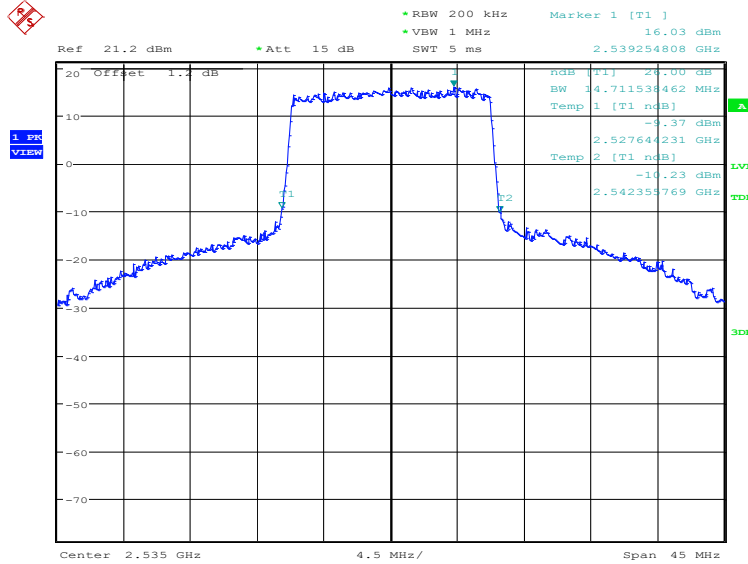


Date: 17.AUG.2021 15:26:57

LTE band 7, 15MHz (-26dBc)

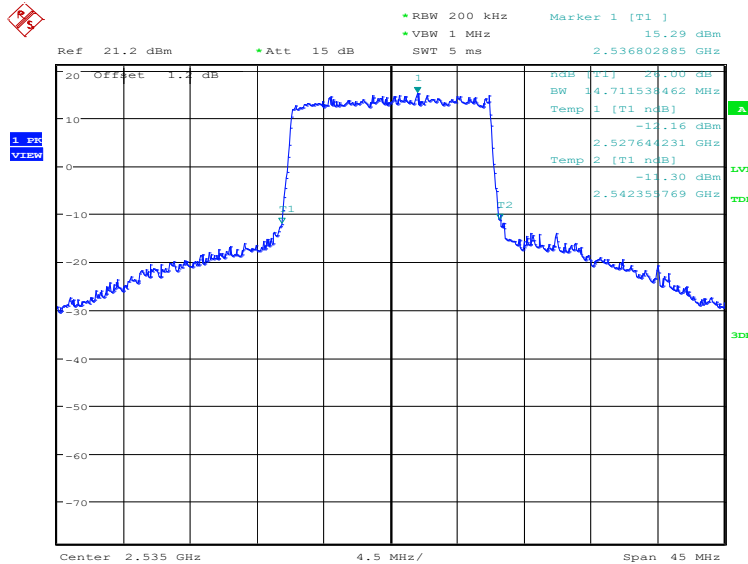
Frequency(MHz)	Emission Bandwidth (-26dBc)(kHz)	
2535.0	QPSK	16QAM
	14711.54	14711.54

LTE band 7, 15MHz Bandwidth, QPSK (-26dBc BW)



Date: 17.AUG.2021 15:27:38

LTE band 7, 15MHz Bandwidth, 16QAM (-26dBc BW)

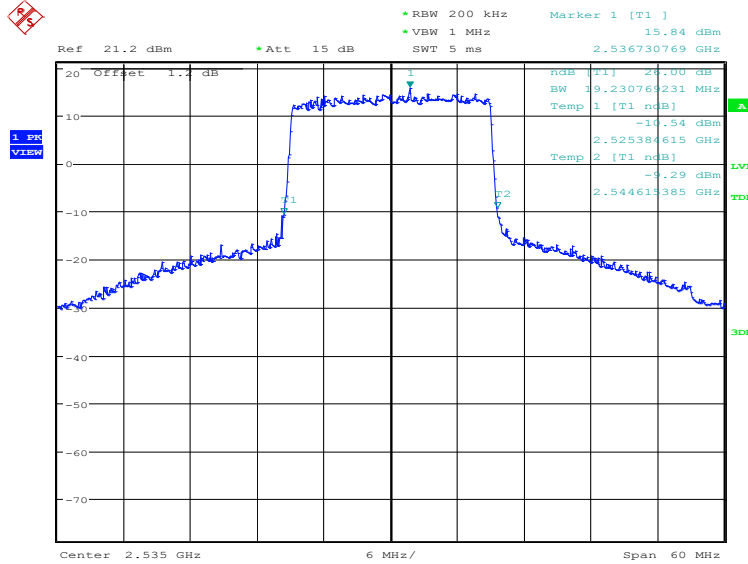


Date: 17.AUG.2021 15:28:18

LTE band 7, 20MHz (-26dBc)

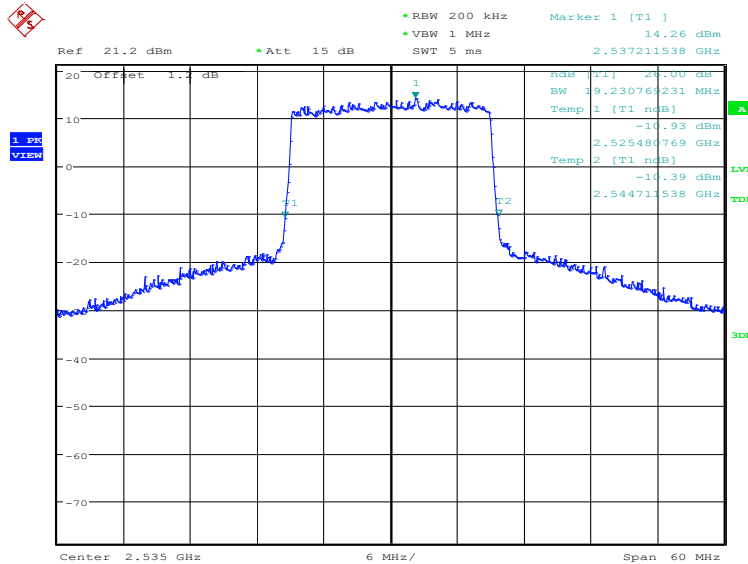
Frequency(MHz)	Emission Bandwidth (-26dBc)(kHz)	
2535.0	QPSK	16QAM
	19230.77	19230.77

LTE band 7, 20MHz Bandwidth, QPSK (-26dBc BW)



Date: 17.AUG.2021 15:28:59

LTE band 7, 20MHz Bandwidth, 16QAM (-26dBc BW)

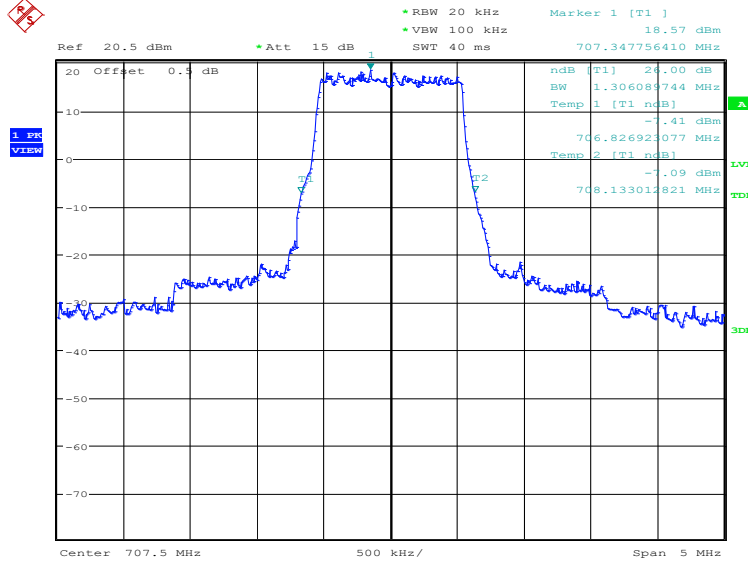


Date: 17.AUG.2021 15:29:38

LTE band 12, 1.4MHz (-26dBc)

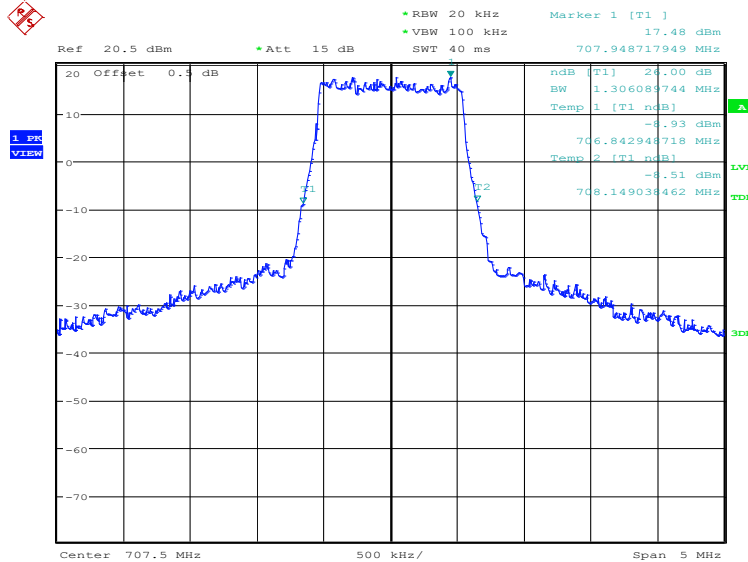
Frequency(MHz)	Emission Bandwidth (-26dBc)(kHz)	
707.5	QPSK	16QAM
	1306.09	1306.09

LTE band 12, 1.4MHz Bandwidth, QPSK (-26dBc BW)



Date: 17.AUG.2021 15:31:13

LTE band 12, 1.4MHz Bandwidth, 16QAM (-26dBc BW)

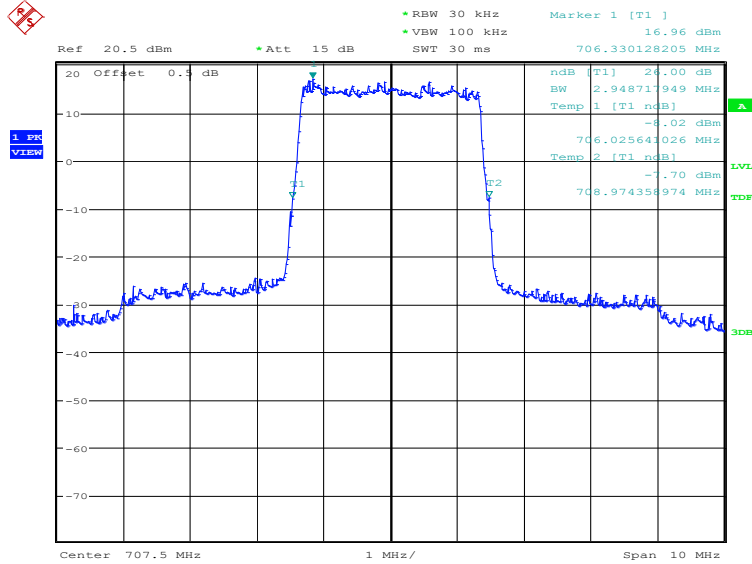


Date: 17.AUG.2021 15:31:53

LTE band 12, 3MHz (-26dBc)

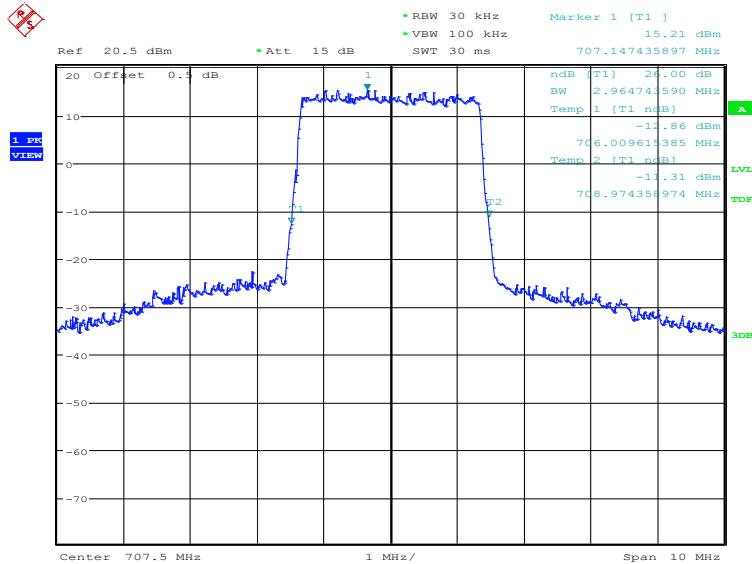
Frequency(MHz)	Emission Bandwidth (-26dBc)(kHz)	
707.5	QPSK	16QAM
	2948.72	2964.74

LTE band 12, 3MHz Bandwidth, QPSK (-26dBc BW)



Date: 17.AUG.2021 15:32:34

LTE band 12, 3MHz Bandwidth, 16QAM (-26dBc BW)

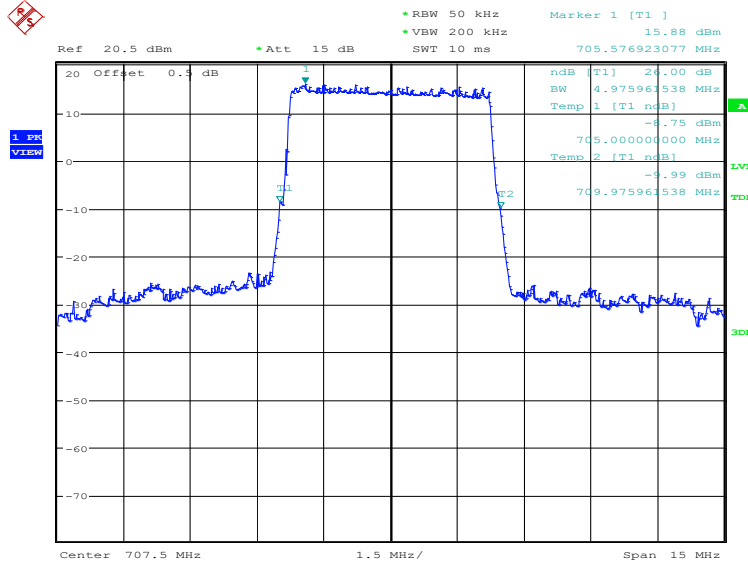


Date: 17.AUG.2021 15:33:13

LTE band 12, 5MHz (-26dBc)

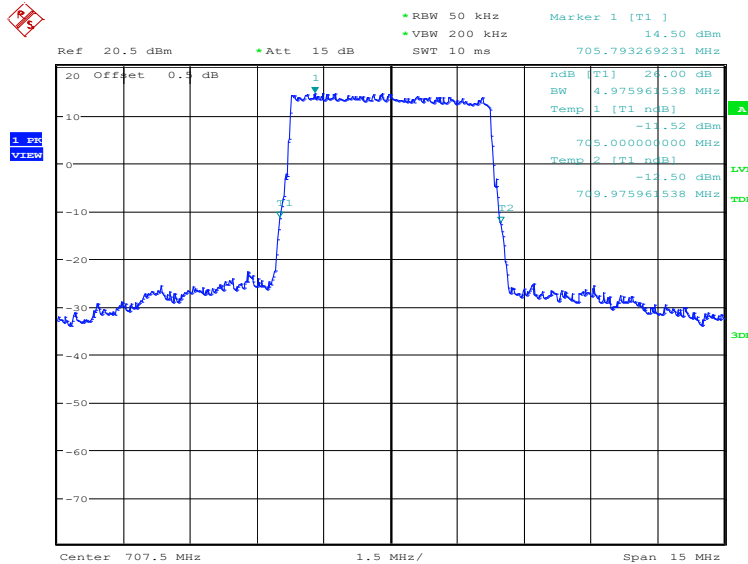
Frequency(MHz)	Emission Bandwidth (-26dBc)(kHz)	
707.5	QPSK	16QAM
	4975.96	4975.96

LTE band 12, 5MHz Bandwidth, QPSK (-26dBc BW)



Date: 17.AUG.2021 15:33:55

LTE band 12, 5MHz Bandwidth, 16QAM (-26dBc BW)

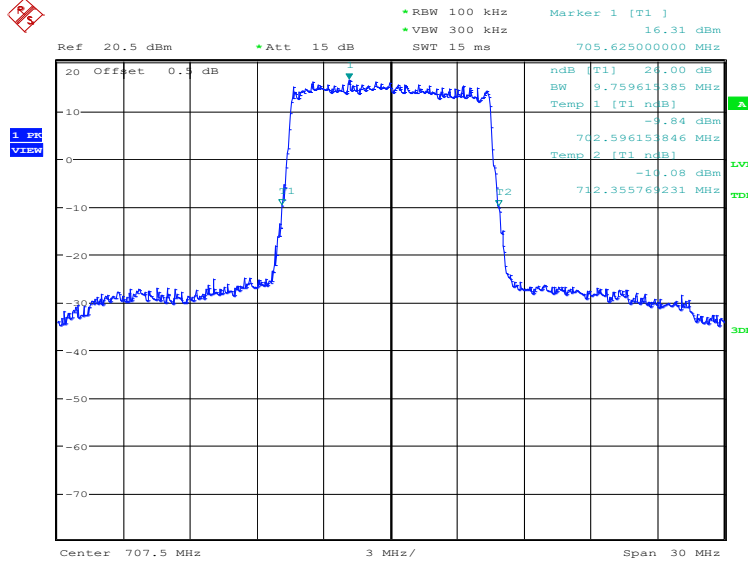


Date: 17.AUG.2021 15:34:34

LTE band 12, 10MHz (-26dBc)

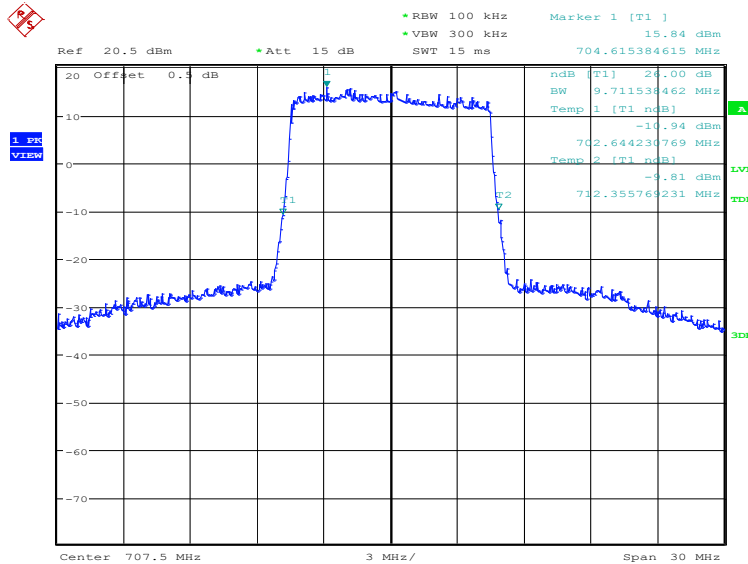
Frequency(MHz)	Emission Bandwidth (-26dBc)(kHz)	
707.5	QPSK	16QAM
	9759.62	9711.54

LTE band 12, 10MHz Bandwidth, QPSK (-26dBc BW)



Date: 17.AUG.2021 15:35:16

LTE band 12, 10MHz Bandwidth, 16QAM (-26dBc BW)

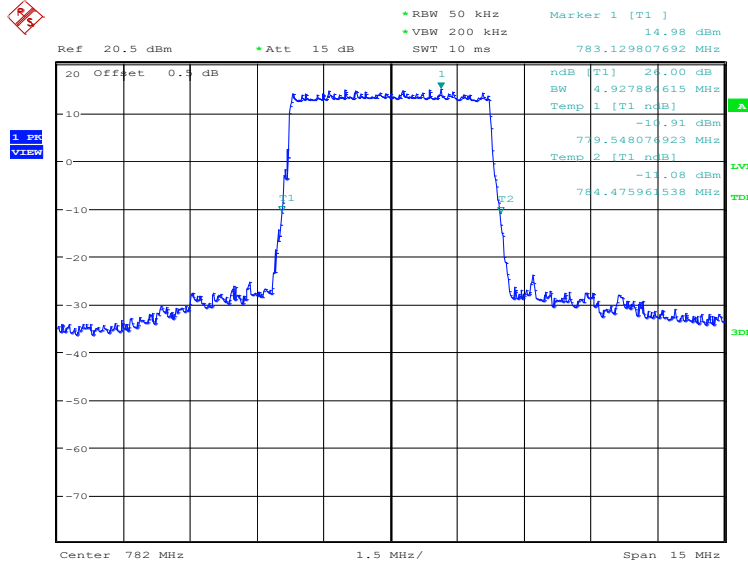


Date: 17.AUG.2021 15:35:55

LTE band 13, 5MHz (-26dBc)

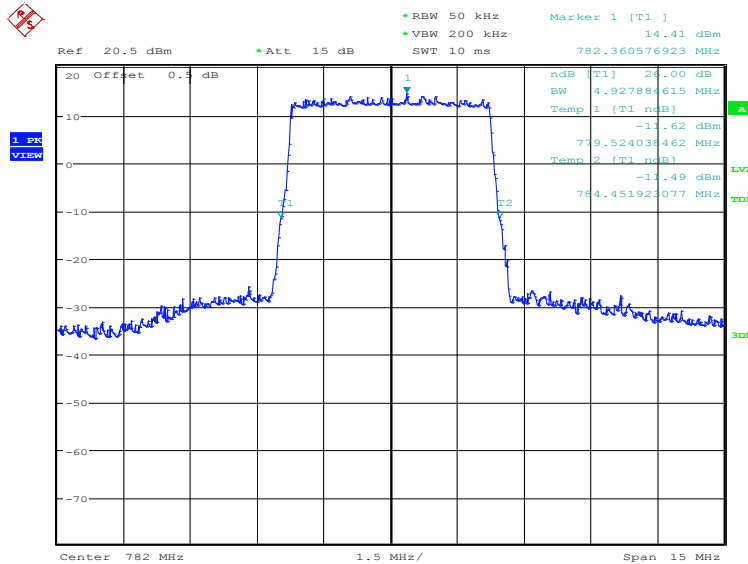
Frequency(MHz)	Emission Bandwidth (-26dBc)(kHz)	
782.0	QPSK	16QAM
	4927.88	4927.88

LTE band 13, 5MHz Bandwidth, QPSK (-26dBc BW)



Date: 17.AUG.2021 15:36:38

LTE band 13, 5MHz Bandwidth, 16QAM (-26dBc BW)

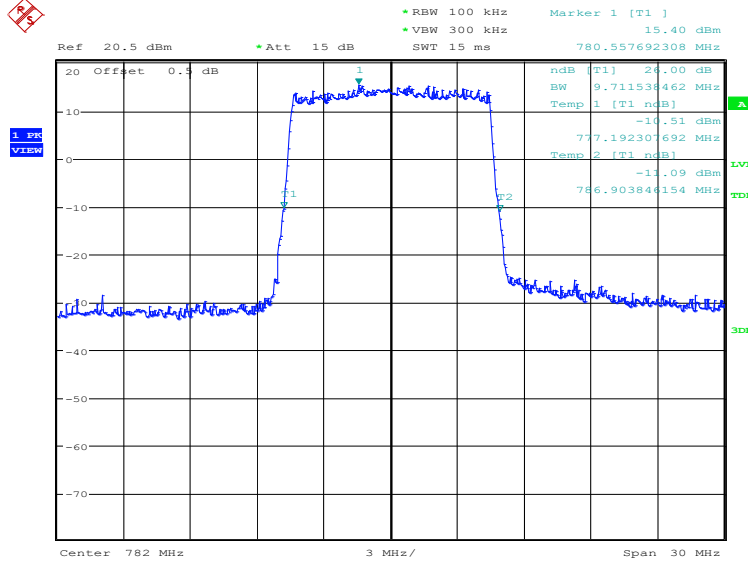


Date: 17.AUG.2021 15:37:17

LTE band 13, 10MHz (-26dBc)

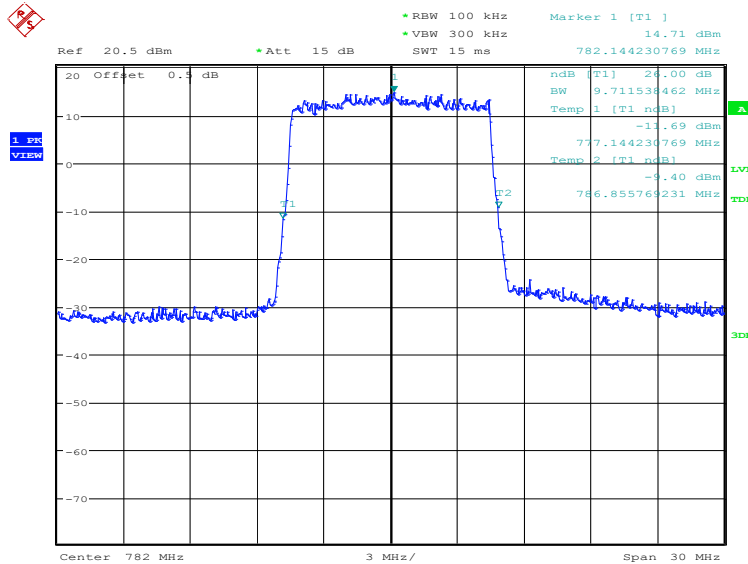
Frequency(MHz)	Emission Bandwidth (-26dBc)(kHz)	
782.0	QPSK	16QAM
	9711.54	9711.54

LTE band 13, 10MHz Bandwidth, QPSK (-26dBc BW)



Date: 17.AUG.2021 15:37:59

LTE band 13, 10MHz Bandwidth, 16QAM (-26dBc BW)

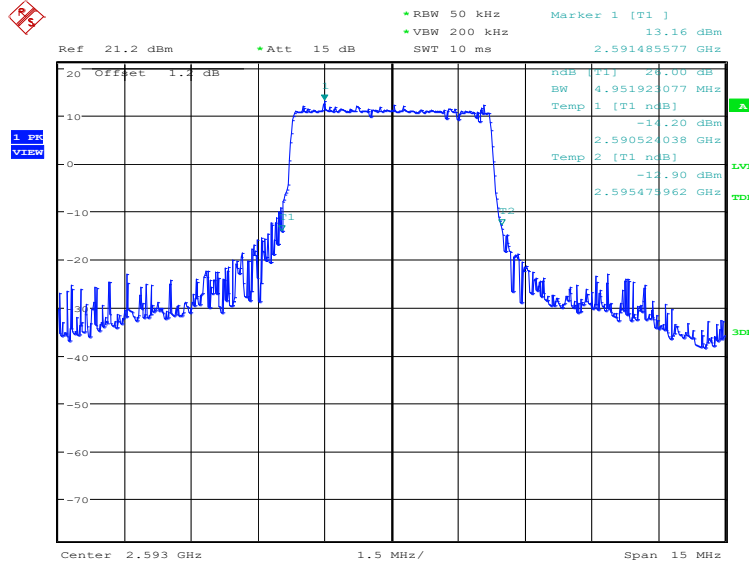


Date: 17.AUG.2021 15:38:38

LTE band 41, 5MHz (-26dBc)

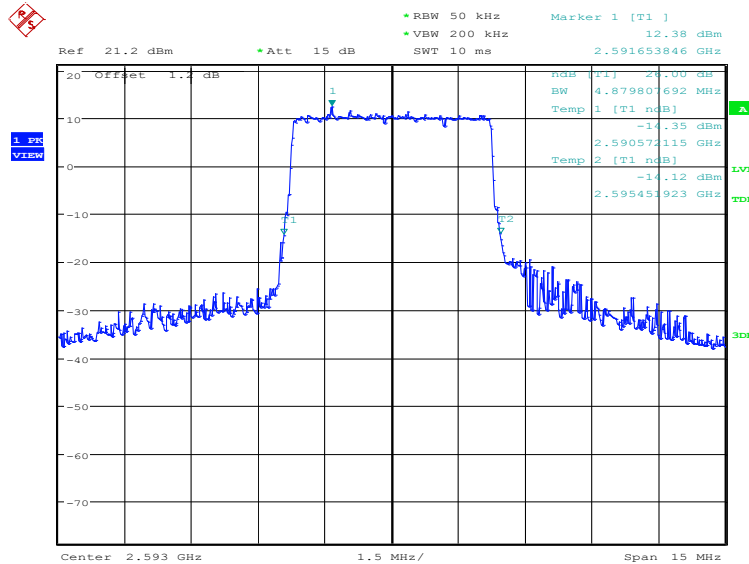
Frequency(MHz)	Emission Bandwidth (-26dBc)(kHz)	
2593.0	QPSK	16QAM
	4951.92	4879.81

LTE band 41, 5MHz Bandwidth, QPSK (-26dBc BW)



Date: 17.AUG.2021 15:48:19

LTE band 41, 5MHz Bandwidth, 16QAM (-26dBc BW)

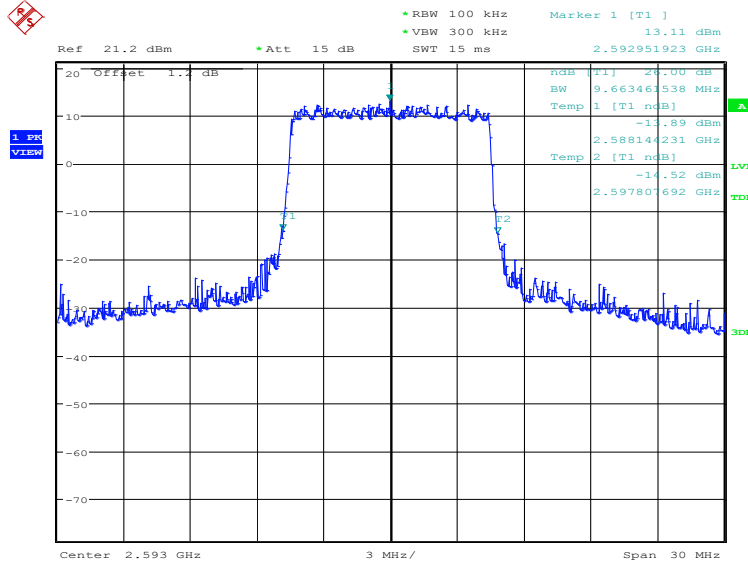


Date: 17.AUG.2021 15:48:59

LTE band 41, 10MHz (-26dBc)

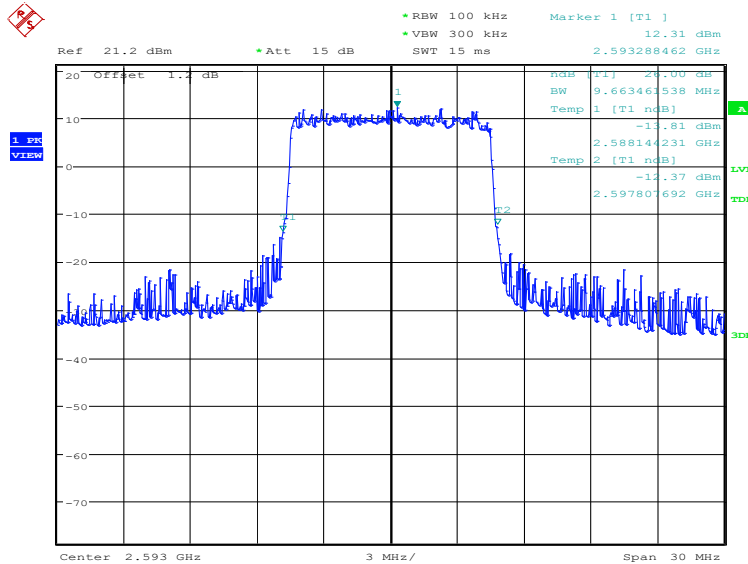
Frequency(MHz)	Emission Bandwidth (-26dBc)(kHz)	
2593.0	QPSK	16QAM
	9663.46	9663.46

LTE band 41, 10MHz Bandwidth, QPSK (-26dBc BW)



Date: 17.AUG.2021 15:49:41

LTE band 41, 10MHz Bandwidth,16QAM (-26dBc BW)

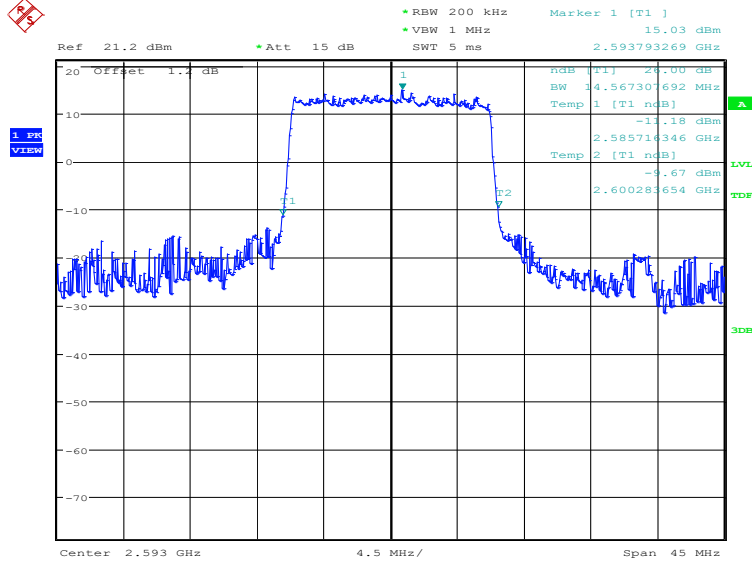


Date: 17.AUG.2021 15:50:20

LTE band 41, 15MHz (-26dBc)

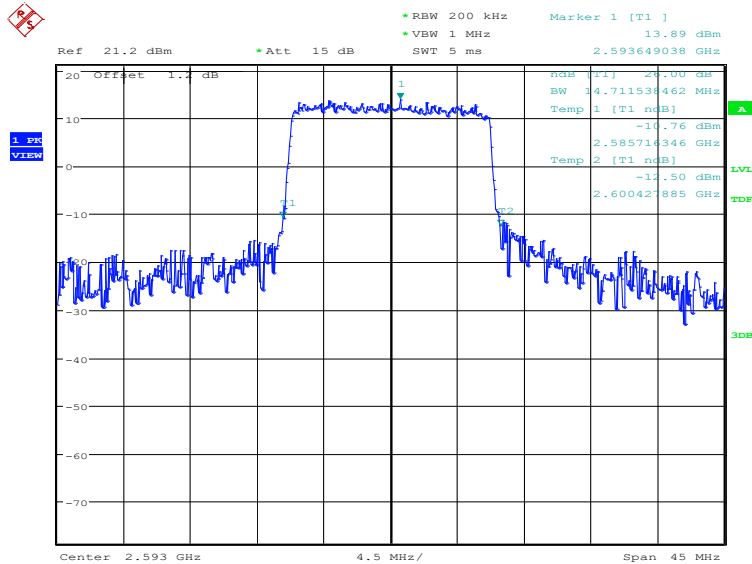
Frequency(MHz)	Emission Bandwidth (-26dBc)(kHz)	
2593.0	QPSK	16QAM
	14567.31	14711.54

LTE band 41, 15MHz Bandwidth, QPSK (-26dBc BW)



Date: 17.AUG.2021 15:51:02

LTE band 41, 15MHz Bandwidth, 16QAM (-26dBc BW)

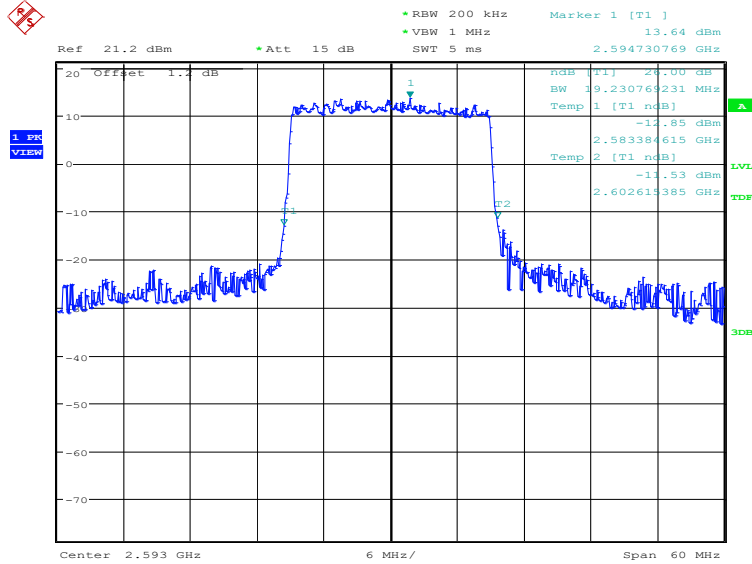


Date: 17.AUG.2021 15:51:42

LTE band 41, 20MHz (-26dBc)

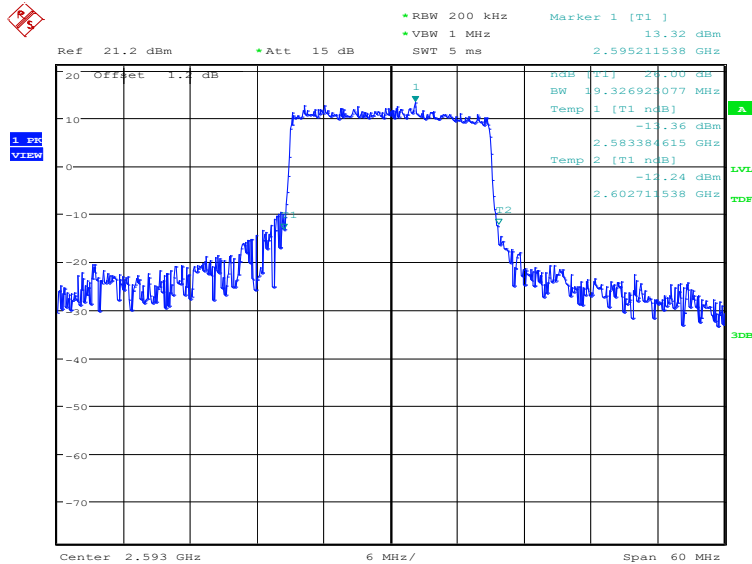
Frequency(MHz)	Emission Bandwidth (-26dBc)(kHz)	
2593.0	QPSK	16QAM
	19230.77	19326.92

LTE band 41, 20MHz Bandwidth, QPSK (-26dBc BW)



Date: 17.AUG.2021 15:52:23

LTE band 41, 20MHz Bandwidth,16QAM (-26dBc BW)

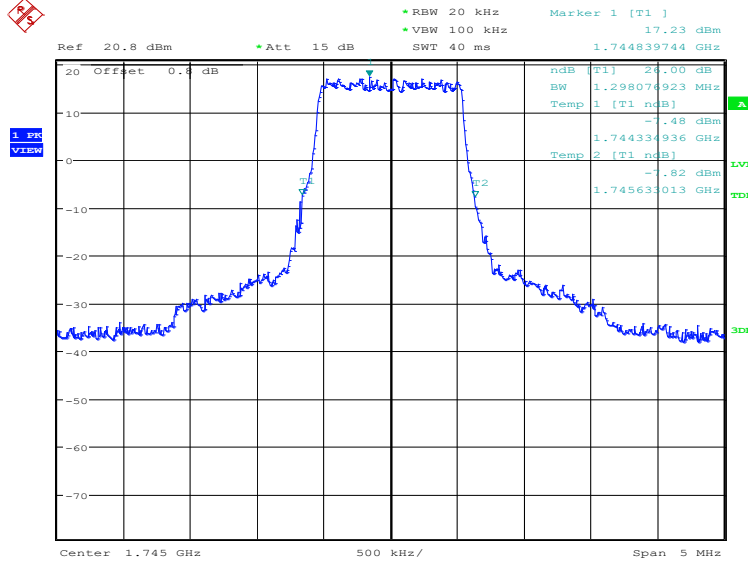


Date: 17.AUG.2021 15:53:03

LTE band 66, 1.4MHz (-26dBc)

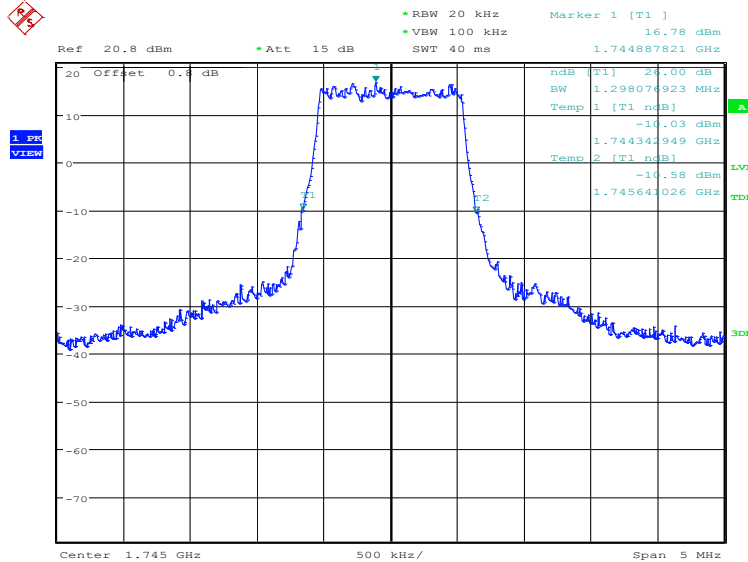
Frequency(MHz)	Emission Bandwidth (-26dBc)(kHz)	
1745.0	QPSK	16QAM
	1298.08	1298.08

LTE band 66, 1.4MHz Bandwidth, QPSK (-26dBc BW)



Date: 17.AUG.2021 15:39:21

LTE band 66, 1.4MHz Bandwidth, 16QAM (-26dBc BW)

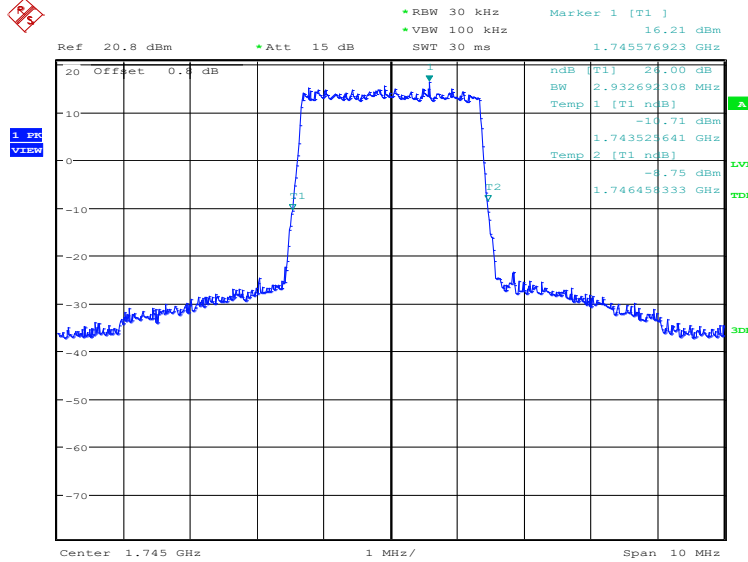


Date: 17.AUG.2021 15:40:01

LTE band 66, 3MHz (-26dBc)

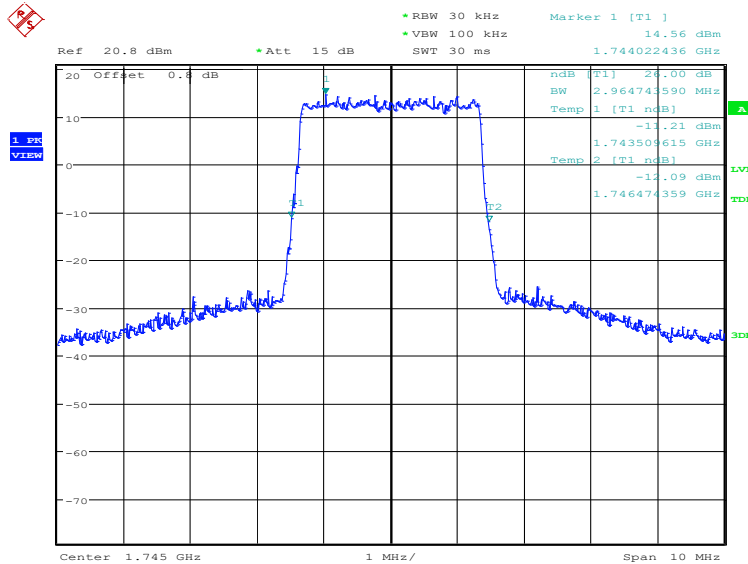
Frequency(MHz)	Emission Bandwidth (-26dBc)(kHz)	
1745.0	QPSK	16QAM
	2932.69	2964.74

LTE band 66, 3MHz Bandwidth, QPSK (-26dBc BW)



Date: 17.AUG.2021 15:40:42

LTE band 66, 3MHz Bandwidth, 16QAM (-26dBc BW)

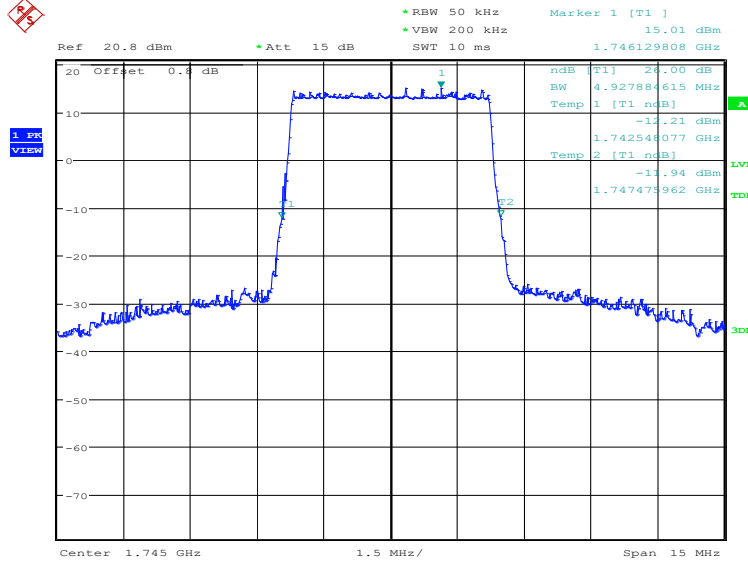


Date: 17.AUG.2021 15:41:22

LTE band 66, 5MHz (-26dBc)

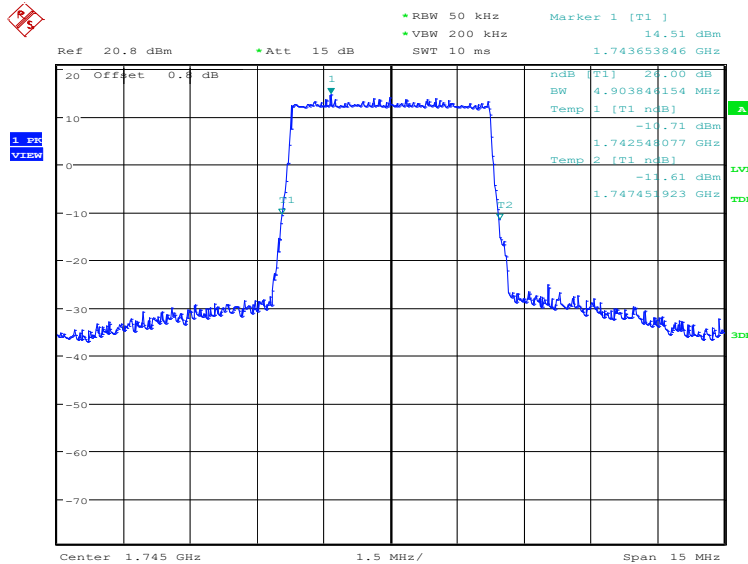
Frequency(MHz)	Emission Bandwidth (-26dBc)(kHz)	
1745.0	QPSK	16QAM
	4927.88	4903.85

LTE band 66, 5MHz Bandwidth, QPSK (-26dBc BW)



Date: 17.AUG.2021 15:42:03

LTE band 66, 5MHz Bandwidth, 16QAM (-26dBc BW)

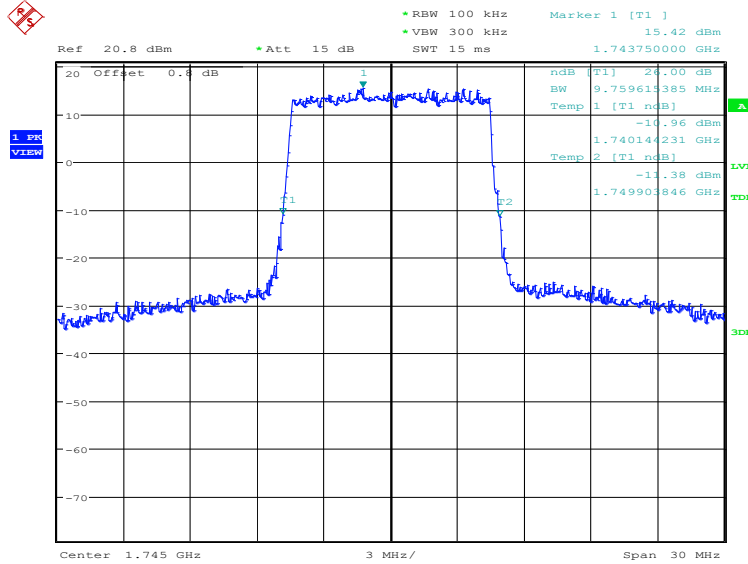


Date: 17.AUG.2021 15:42:43

LTE band 66, 10MHz (-26dBc)

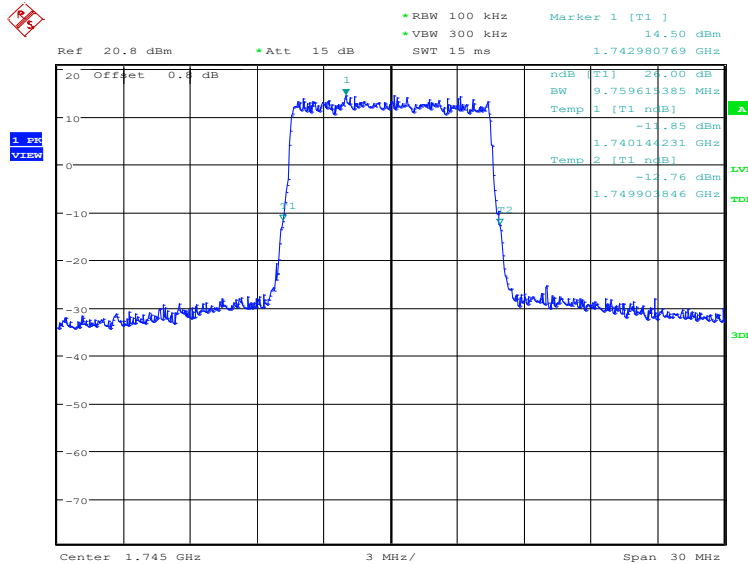
Frequency(MHz)	Emission Bandwidth (-26dBc)(kHz)	
1745.0	QPSK	16QAM
	9759.62	9759.62

LTE band 66, 10MHz Bandwidth, QPSK (-26dBc BW)



Date: 17.AUG.2021 15:43:24

LTE band 66, 10MHz Bandwidth, 16QAM (-26dBc BW)

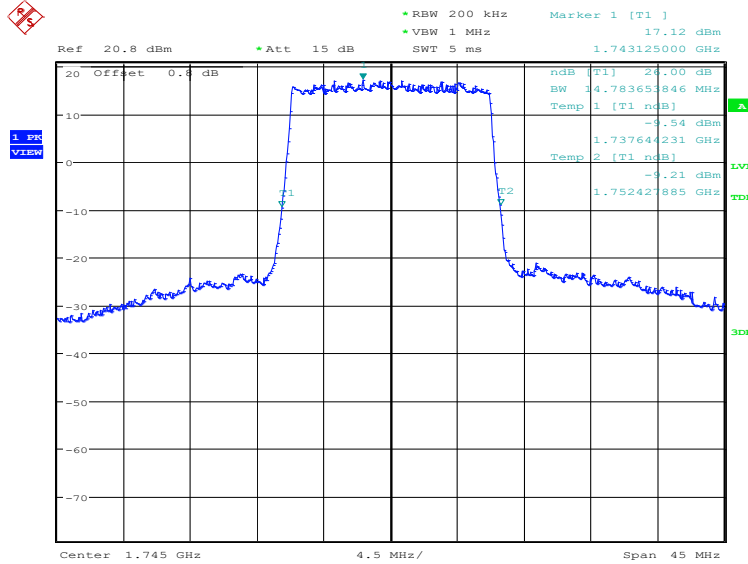


Date: 17.AUG.2021 15:44:04

LTE band 66, 15MHz (-26dBc)

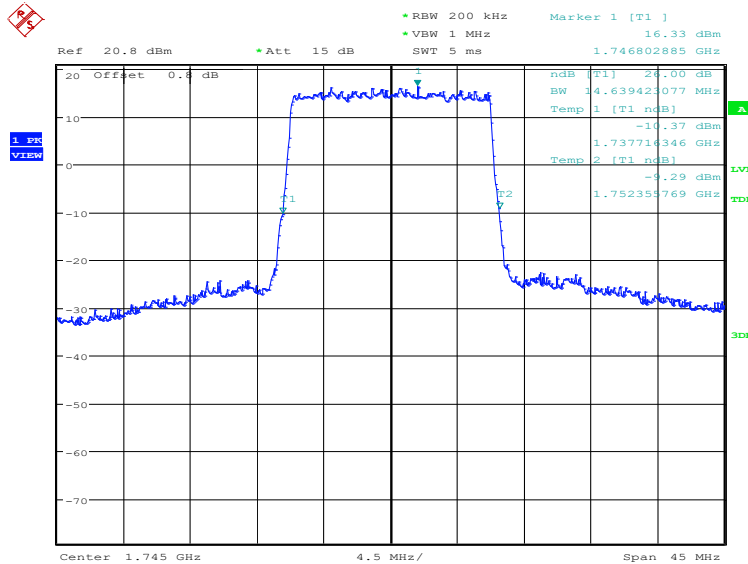
Frequency(MHz)	Emission Bandwidth (-26dBc)(kHz)	
1745.0	QPSK	16QAM
	14783.65	14639.42

LTE band 66, 15MHz Bandwidth, QPSK (-26dBc BW)



Date: 17.AUG.2021 15:44:45

LTE band 66, 15MHz Bandwidth, 16QAM (-26dBc BW)

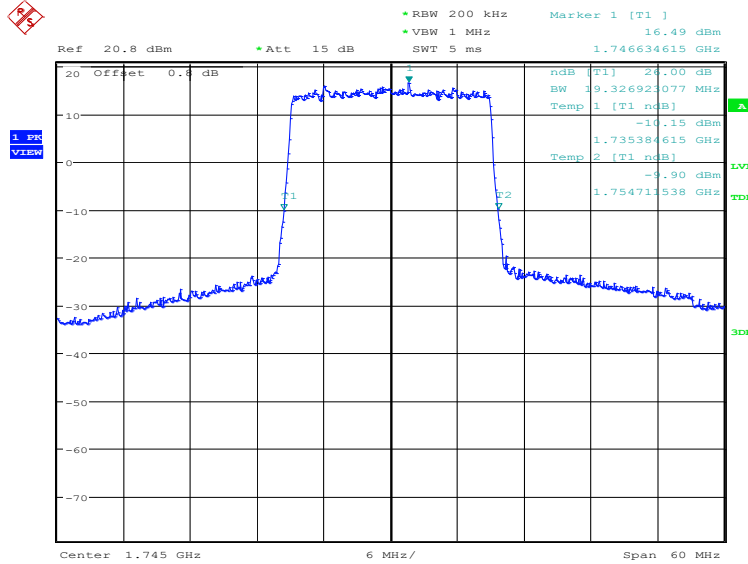


Date: 17.AUG.2021 15:45:25

LTE band 66, 20MHz (-26dBc)

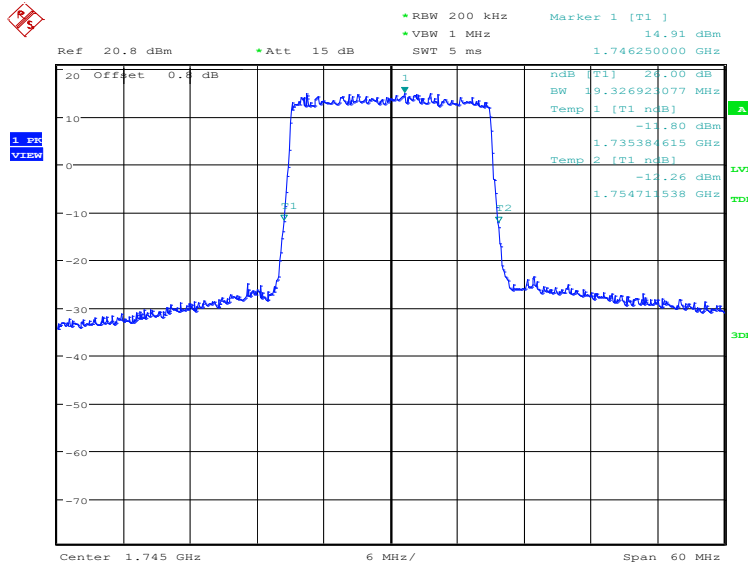
Frequency(MHz)	Emission Bandwidth (-26dBc)(kHz)	
1745.0	QPSK	16QAM
	19326.92	19326.92

LTE band 66, 20MHz Bandwidth, QPSK (-26dBc BW)



Date: 17.AUG.2021 15:46:06

LTE band 66, 20MHz Bandwidth, 16QAM (-26dBc BW)

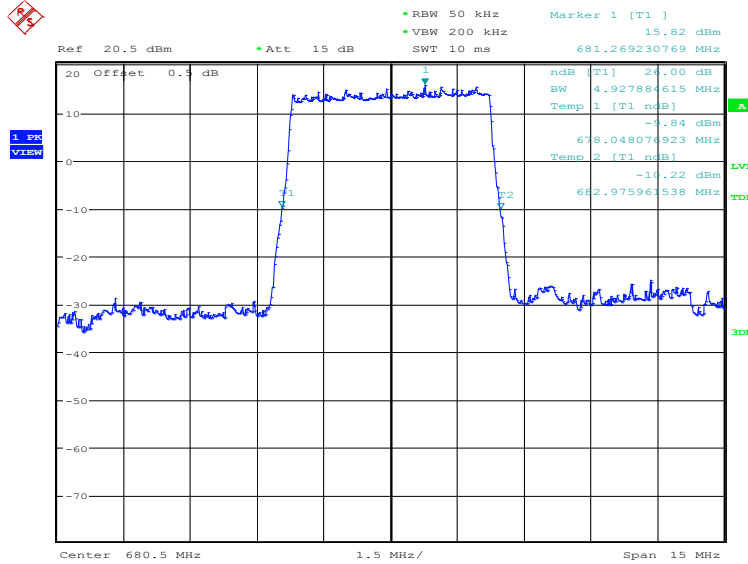


Date: 17.AUG.2021 15:46:46

LTE band 71, 5MHz (-26dBc)

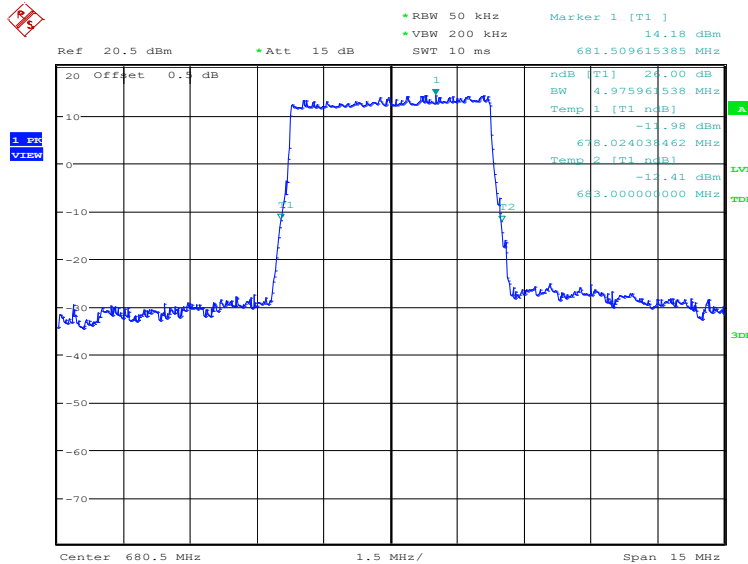
Frequency(MHz)	Emission Bandwidth (-26dBc)(kHz)	
680.5	QPSK	16QAM
	4927.88	4975.96

LTE band 71, 5MHz Bandwidth, QPSK (-26dBc BW)



Date: 17.AUG.2021 15:04:30

LTE band 71, 5MHz Bandwidth, 16QAM (-26dBc BW)

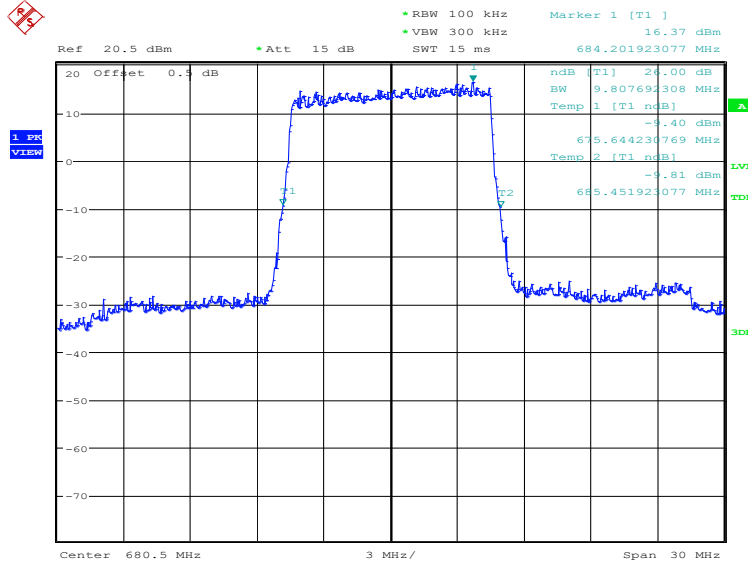


Date: 17.AUG.2021 15:05:09

LTE band 71, 10MHz (-26dBc)

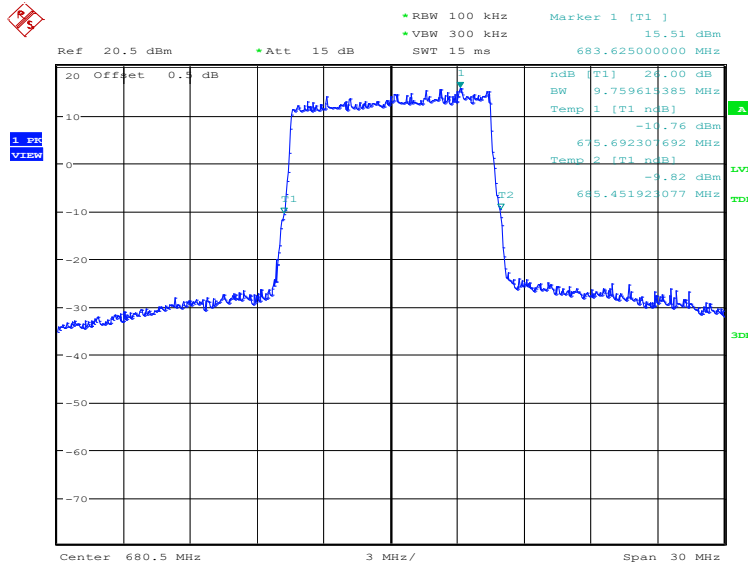
Frequency(MHz)	Emission Bandwidth (-26dBc)(kHz)	
680.5	QPSK	16QAM
	9807.69	9759.62

LTE band 71, 10MHz Bandwidth, QPSK (-26dBc BW)



Date: 17.AUG.2021 15:05:50

LTE band 71, 10MHz Bandwidth, 16QAM (-26dBc BW)

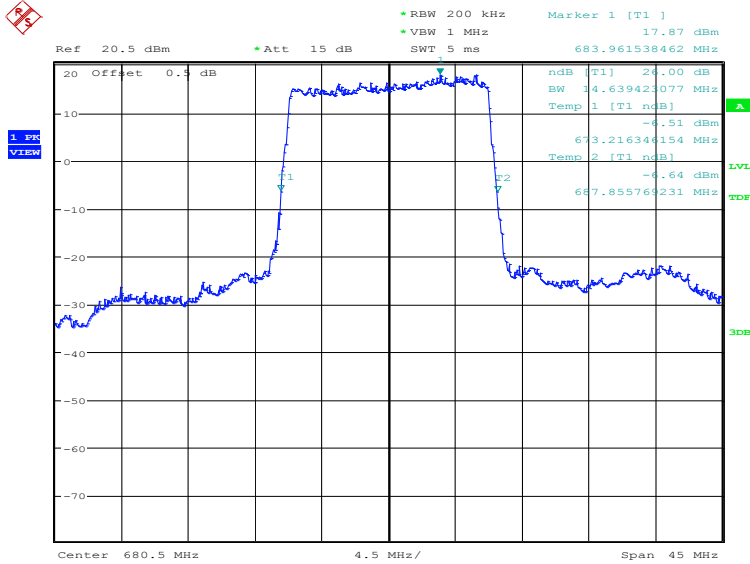


Date: 17.AUG.2021 15:06:30

LTE band 71, 15MHz (-26dBc)

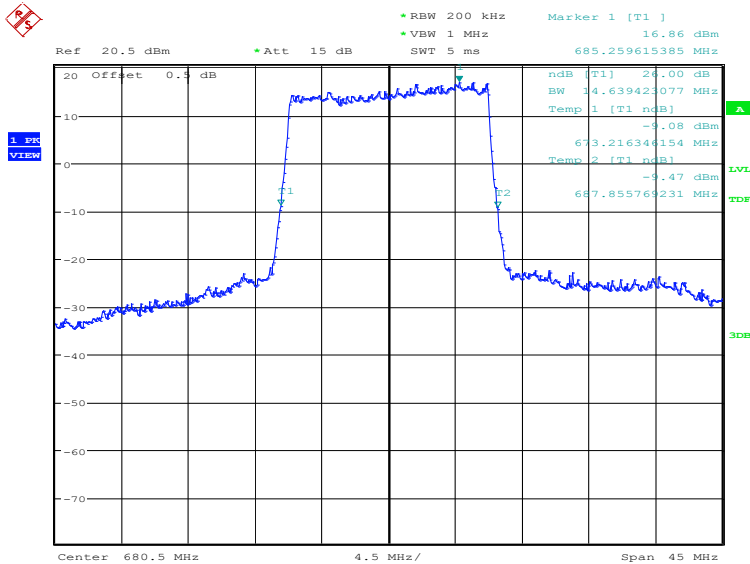
Frequency(MHz)	Emission Bandwidth (-26dBc)(kHz)	
680.5	QPSK	16QAM
	14639.42	14639.42

LTE band 71, 15MHz Bandwidth, QPSK (-26dBc BW)



Date: 17.AUG.2021 15:07:11

LTE band 71, 15MHz Bandwidth, 16QAM (-26dBc BW)

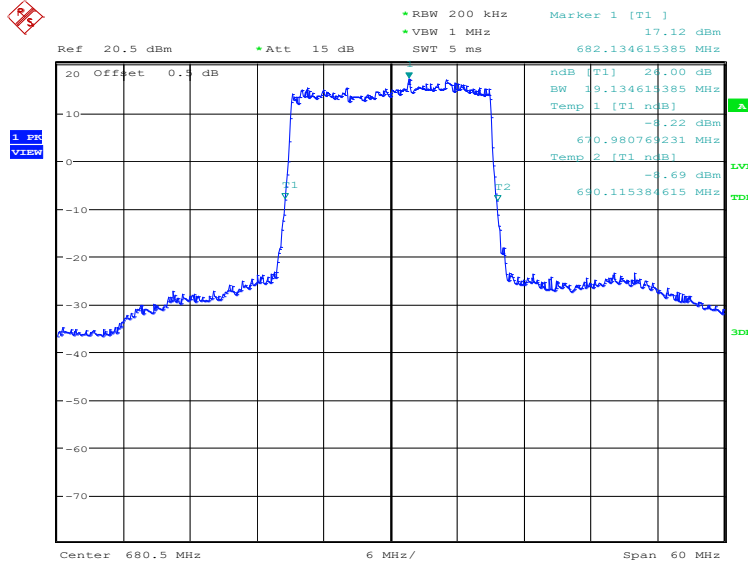


Date: 17.AUG.2021 15:07:50

LTE band 71, 20MHz (-26dBc)

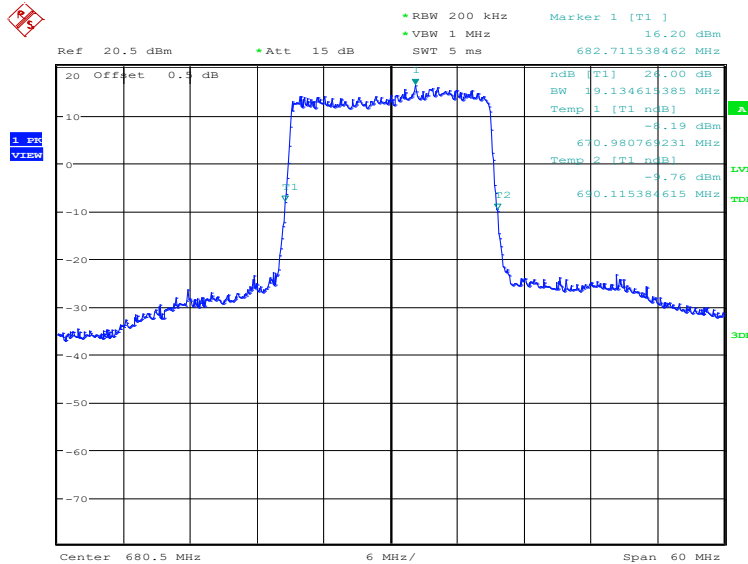
Frequency(MHz)	Emission Bandwidth (-26dBc)(kHz)	
	680.5	QPSK
	19134.62	19134.62

LTE band 71, 20MHz Bandwidth, QPSK (-26dBc BW)



Date: 17.AUG.2021 15:08:31

LTE band 71, 20MHz Bandwidth, 16QAM (-26dBc BW)



Date: 17.AUG.2021 15:09:11

A.6 Band Edge Compliance

A.6.1 Measurement limit

Part 22.917, Part 24.238 and Part 27.53(h) specify that the power of any emission outside of the authorized operating frequency ranges must be attenuated below the transmitting power (P) by a factor of at least $43 + 10 \log(P)$ dB.

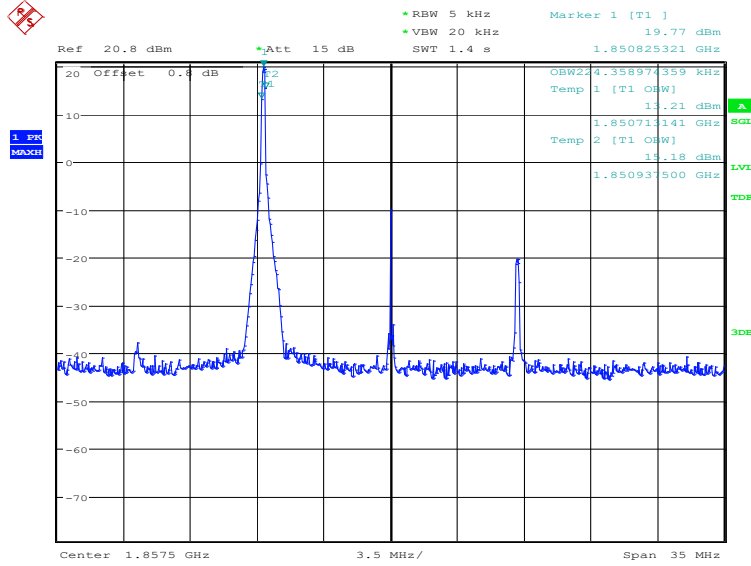
Part 27.53(m) specifies for mobile digital stations, the attenuation factor shall be not less than $40 + 10 \log(P)$ dB on all frequencies between the channel edge and 5 megahertz from the channel edge, $43 + 10 \log(P)$ dB on all frequencies between 5 megahertz and X megahertz from the channel edge, and $55 + 10 \log(P)$ dB on all frequencies more than X megahertz from the channel edge, where X is the greater of 6 megahertz or the actual emission bandwidth as defined in paragraph (m)(6) of this section. In addition, the attenuation factor shall not be less than $43 + 10 \log(P)$ dB on all frequencies between 2490.5 MHz and 2496 MHz and $55 + 10 \log(P)$ dB at or below 2490.5 MHz. Mobile Satellite Service licensees operating on frequencies below 2495 MHz may also submit a documented interference complaint against BRS licensees operating on channel BRS Channel 1 on the same terms and conditions as adjacent channel BRS or EBS licensees.

Part 27.53(c) states for operations in the 746-758 MHz band and the 776-788 MHz band, the power of any emission outside the licensee's frequency band(s) of operation shall be attenuated below the transmitter power (P) within the licensed band(s) of operation, measured in watts, in accordance with the following: (1) On any frequency outside the 746-758 MHz band, the power of any emission shall be attenuated outside the band below the transmitter power (P) by at least $43 + 10 \log(P)$ dB; (2) On any frequency outside the 776-788 MHz band, the power of any emission shall be attenuated outside the band below the transmitter power (P) by at least $43 + 10 \log(P)$ dB; (4) On all frequencies between 763-775 MHz and 793-805 MHz, by a factor not less than $65 + 10 \log(P)$ dB in a 6.25 kHz band segment, for mobile and portable stations.

Part 27.53(g) states for operations in the 600 MHz band and the 698–746 MHz band, the power of any emission outside a licensee's frequency band(s) of operation shall be attenuated below the transmitter power (P) within the licensed band(s) of operation, measured in watts, by at least $43 + 10 \log(P)$ dB. Compliance with this provision is based on the use of measurement instrumentation employing a resolution bandwidth of 100 kilohertz or greater. However, in the 100 kilohertz bands immediately outside and adjacent to a licensee's frequency block, a resolution bandwidth of at least 30 kHz may be employed.

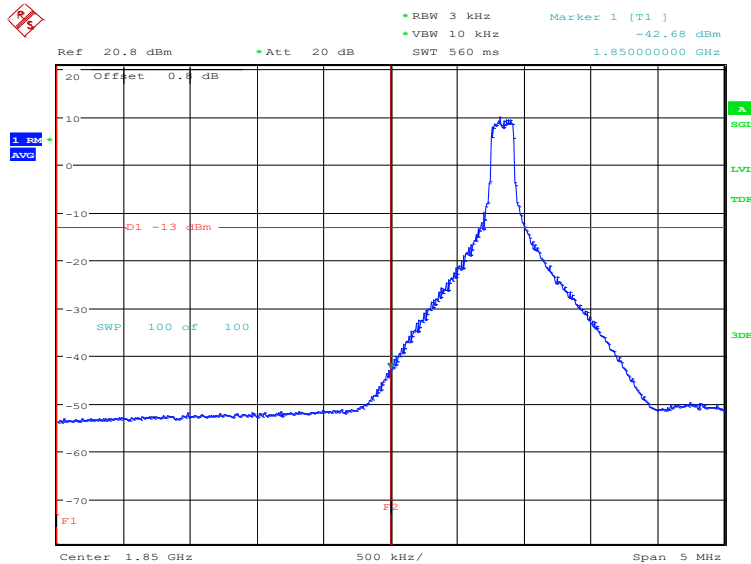
The spectrum analyzer readings are corrected by $[10 \log(1/\text{duty cycle})]$ for the non-continuous transmitting scenario.

A.6.2 Measurement result
Only the worst case result is given below
LTE band 2
OBW: 1RB-low_offset



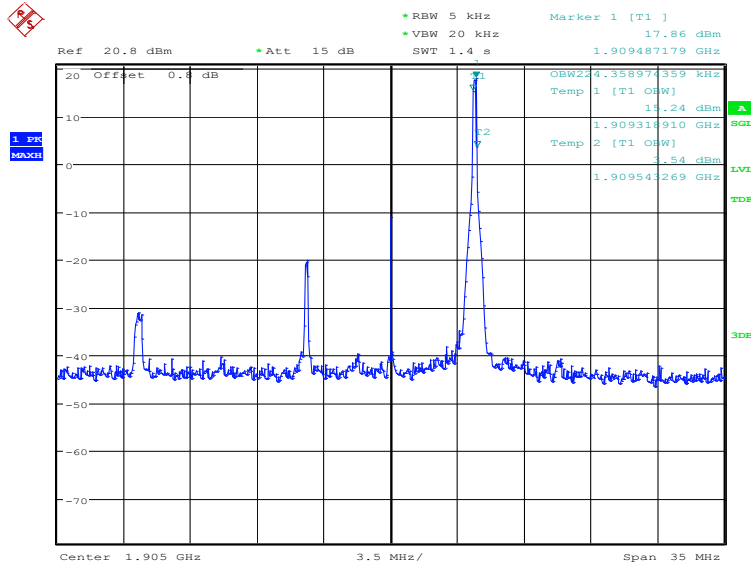
Date: 18.SEP.2021 10:39:52

LOW BAND EDGE BLOCK-1RB-low_offset



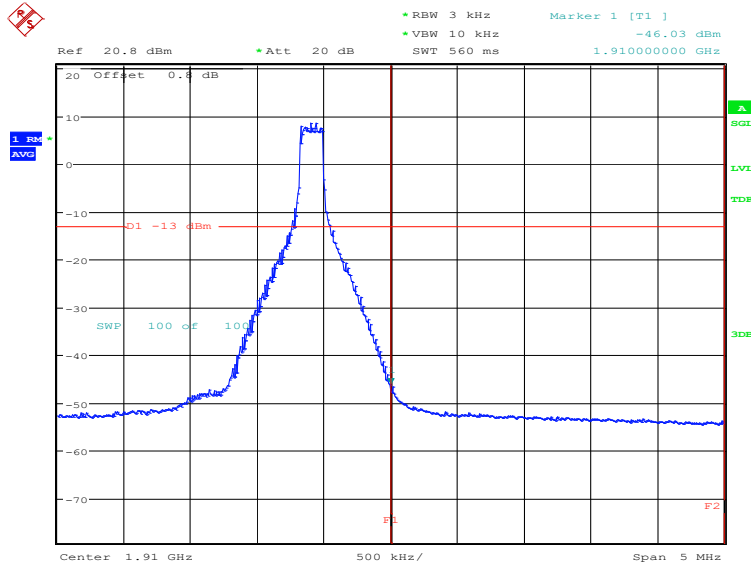
Date: 18.SEP.2021 10:41:06

OBW: 1RB-high_offset



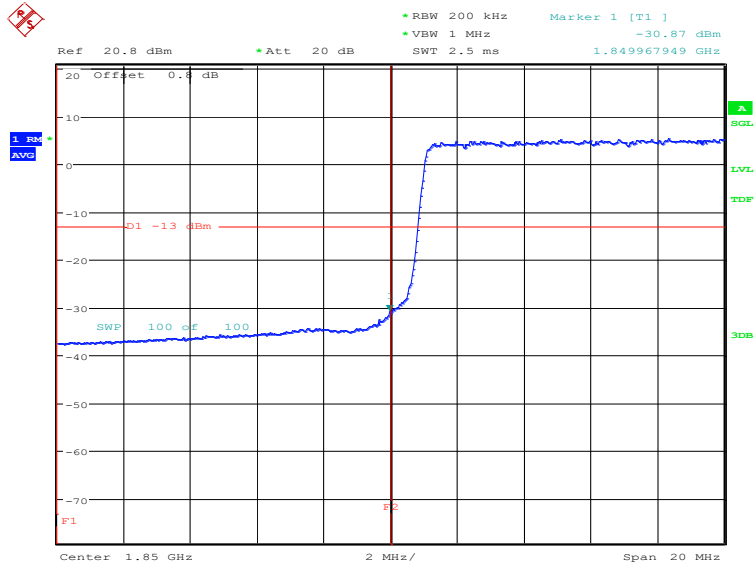
Date: 18.SEP.2021 10:42:50

HIGH BAND EDGE BLOCK-1RB-high_offset



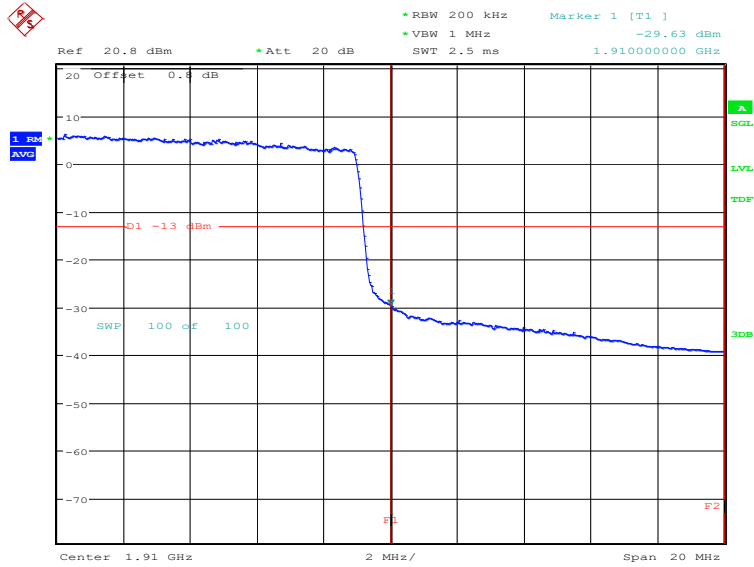
Date: 18.SEP.2021 10:44:04

LOW BAND EDGE BLOCK-20MHz-100%RB



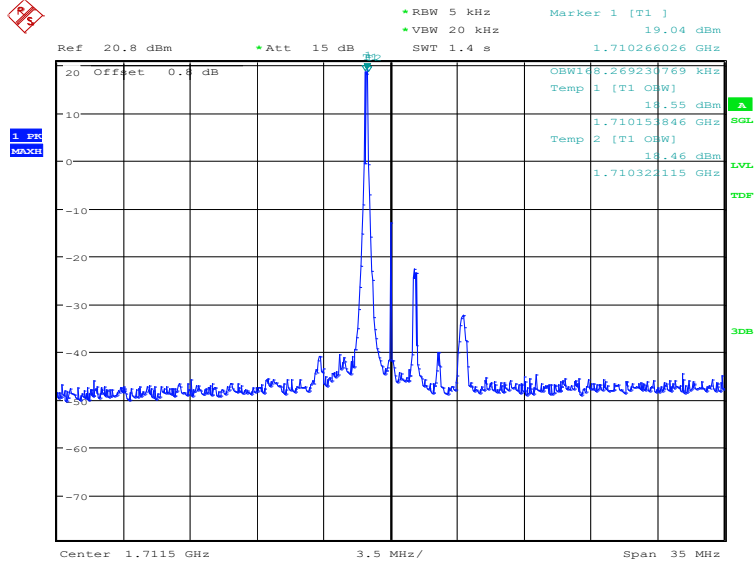
Date: 17.AUG.2021 15:58:05

HIGH BAND EDGE BLOCK-20MHz-100%RB



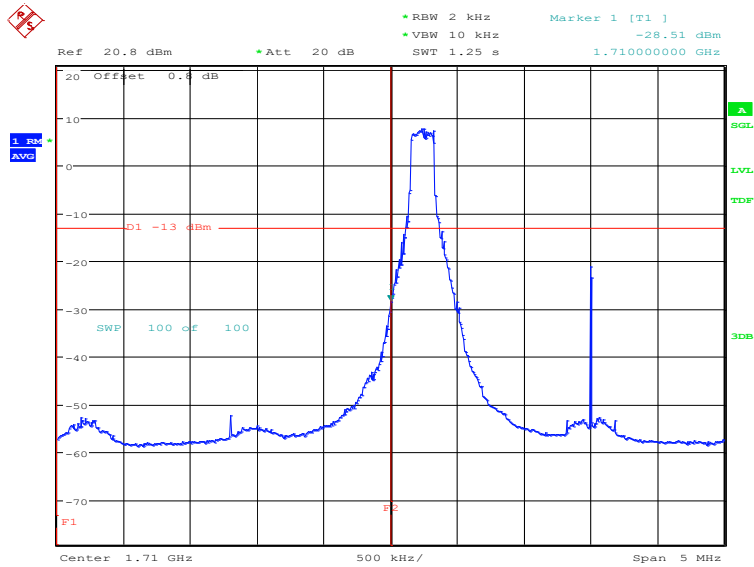
Date: 17.AUG.2021 15:59:35

LTE band 4
OBW: 1RB-low_offset



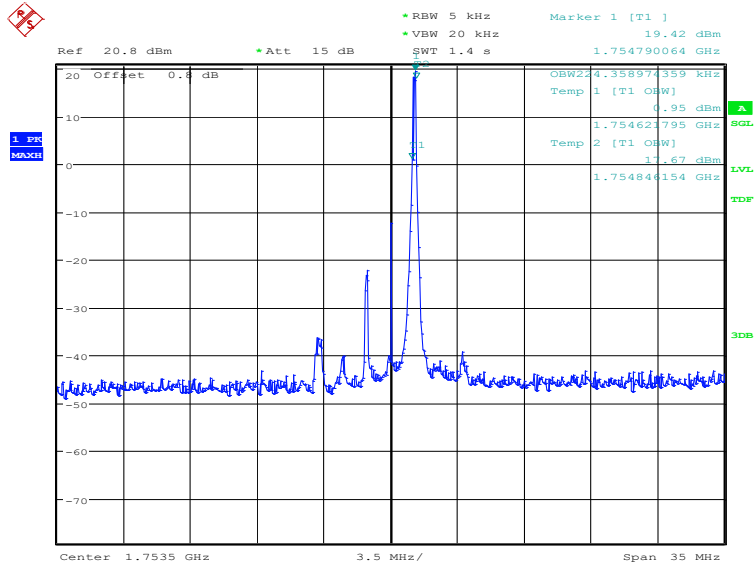
Date: 23.SEP.2021 15:16:35

LOW BAND EDGE BLOCK-1RB-low_offset



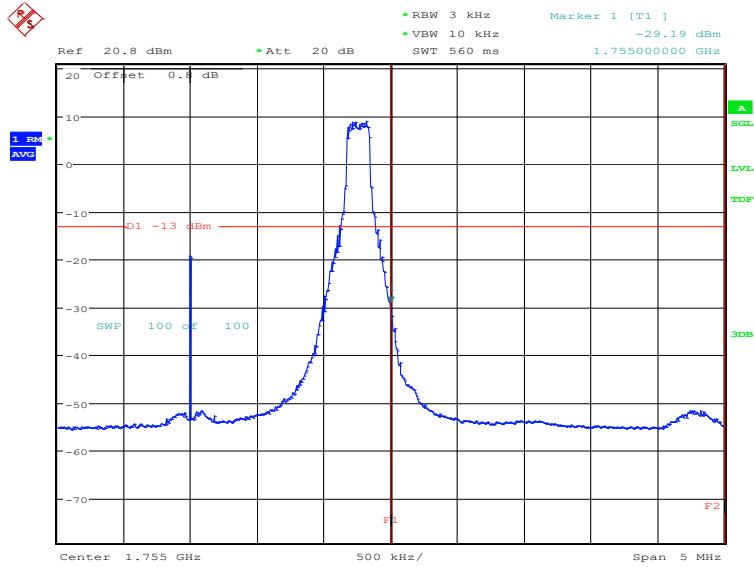
Date: 23.SEP.2021 15:18:55

OBW: 1RB-high_offset



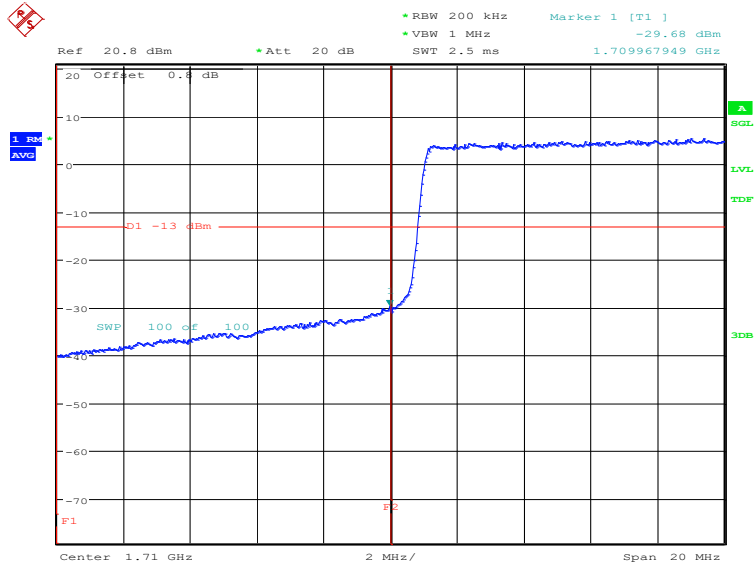
Date: 23.SEP.2021 15:19:30

HIGH BAND EDGE BLOCK-1RB-high_offset



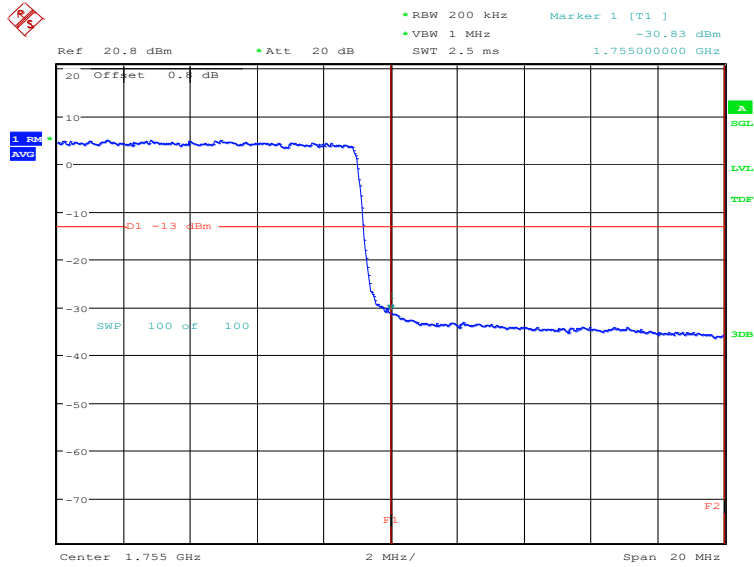
Date: 23.SEP.2021 15:21:52

LOW BAND EDGE BLOCK-20MHz-100%RB



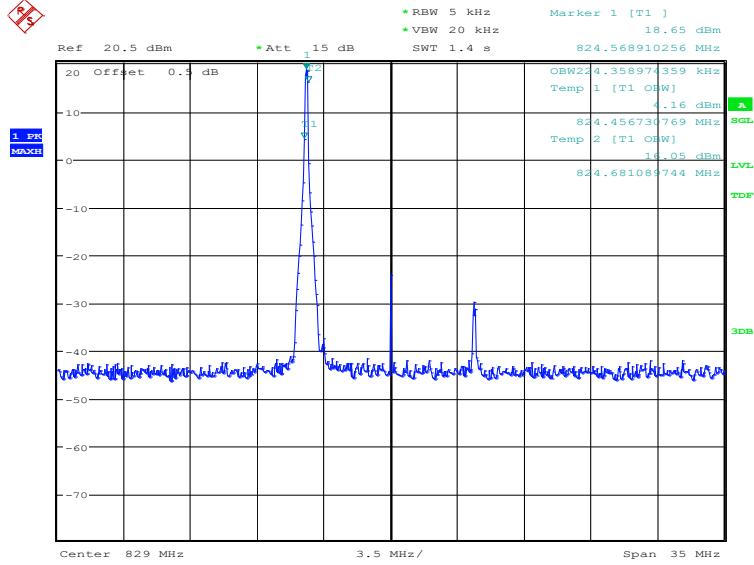
Date: 23.SEP.2021 15:33:02

HIGH BAND EDGE BLOCK-20MHz-100%RB



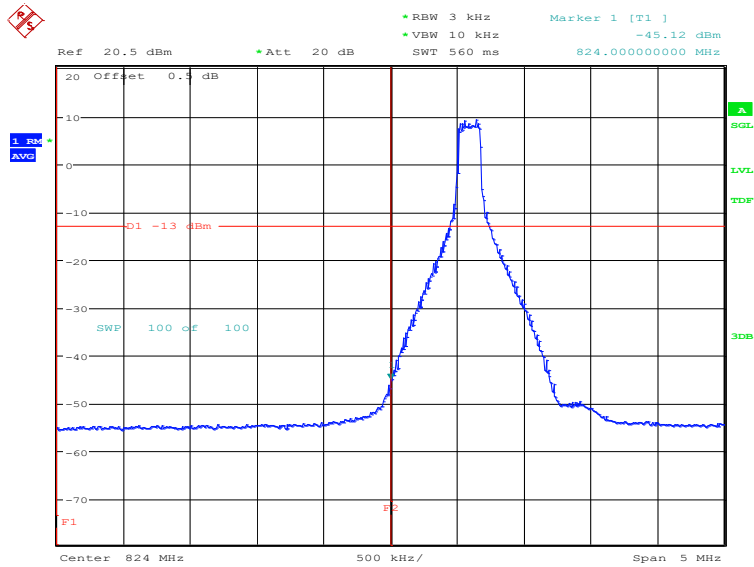
Date: 23.SEP.2021 15:34:32

LTE band 5
OBW: 1RB-low_offset



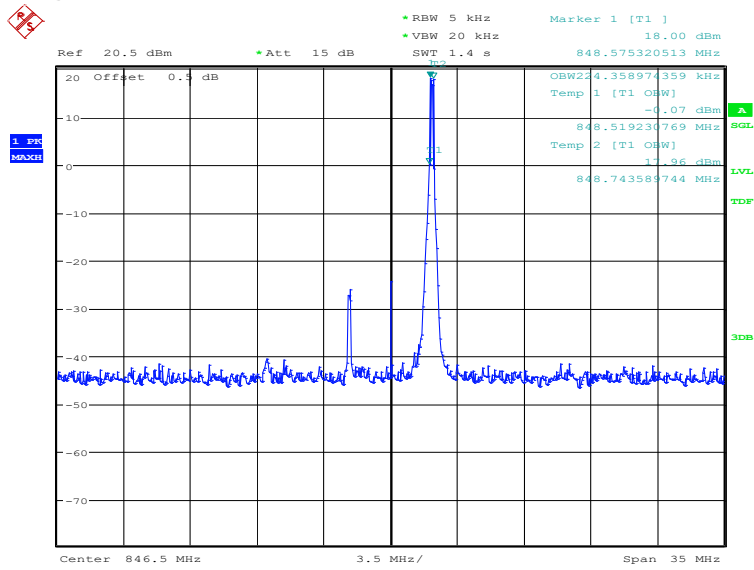
Date: 18.SEP.2021 10:44:51

LOW BAND EDGE BLOCK-1RB-low_offset



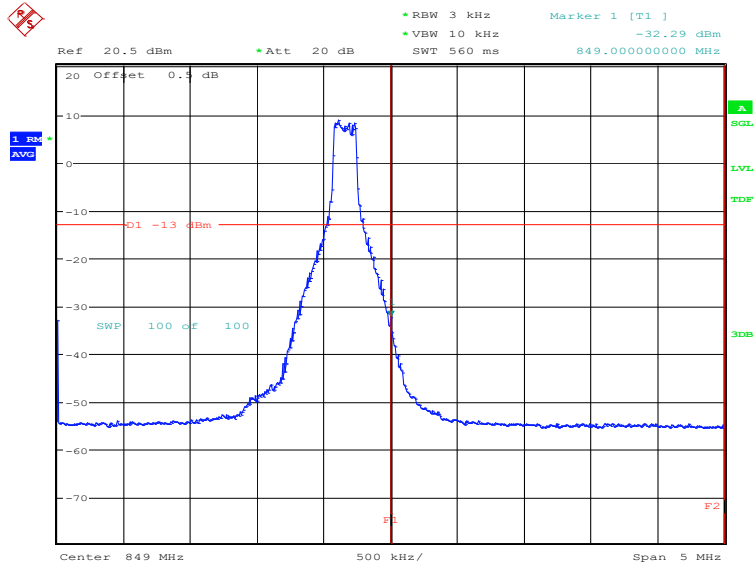
Date: 18.SEP.2021 10:46:05

OBW: 1RB-high_offset



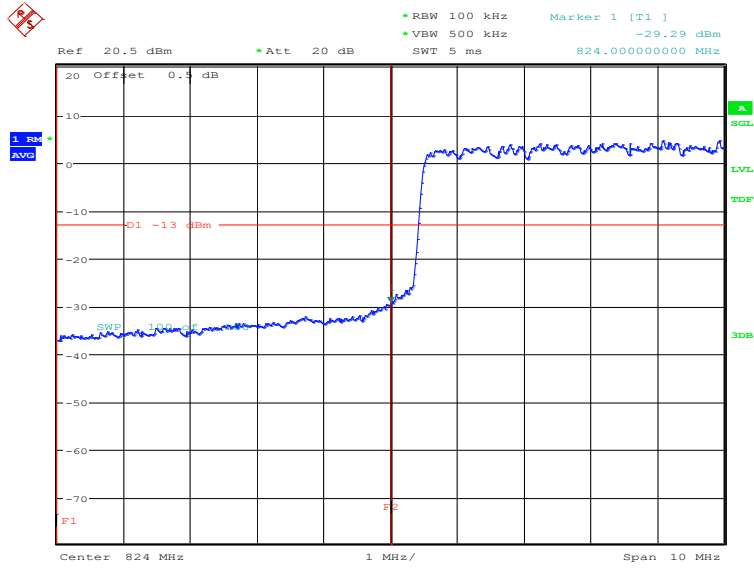
Date: 18.SEP.2021 10:47:42

HIGH BAND EDGE BLOCK-1RB-high_offset



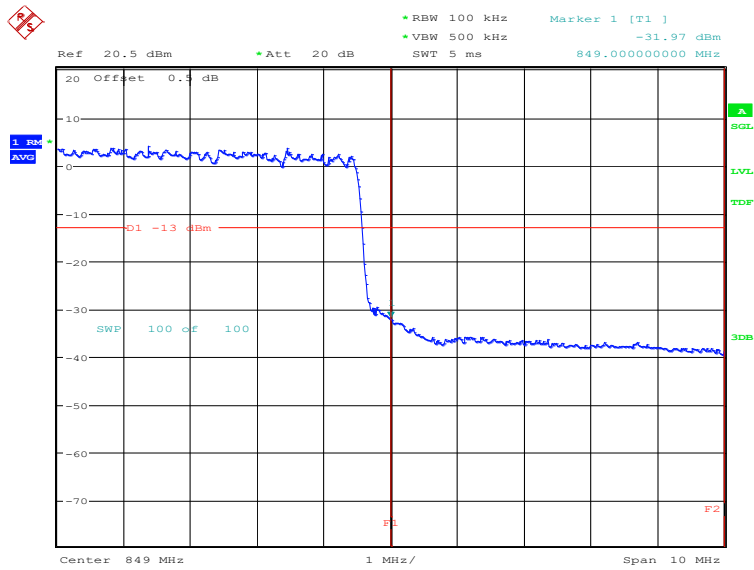
Date: 18.SEP.2021 10:48:55

LOW BAND EDGE BLOCK-10MHz-100%RB



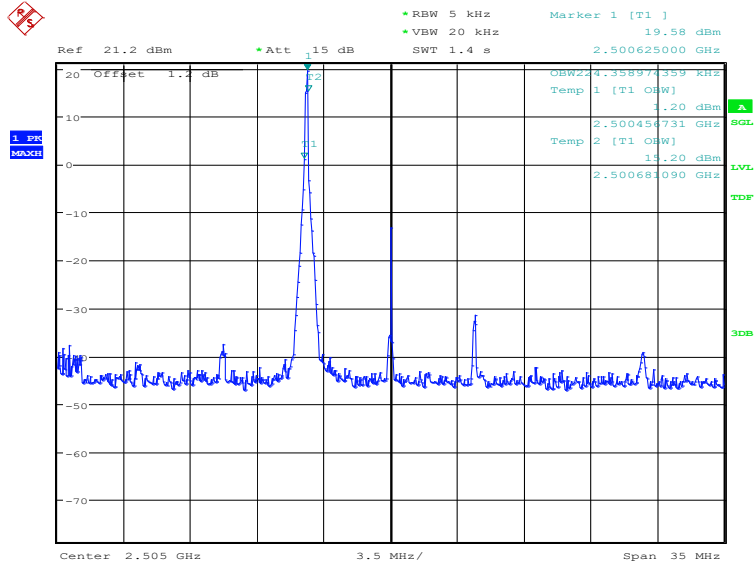
Date: 17.AUG.2021 16:02:01

HIGH BAND EDGE BLOCK-10MHz-100%RB



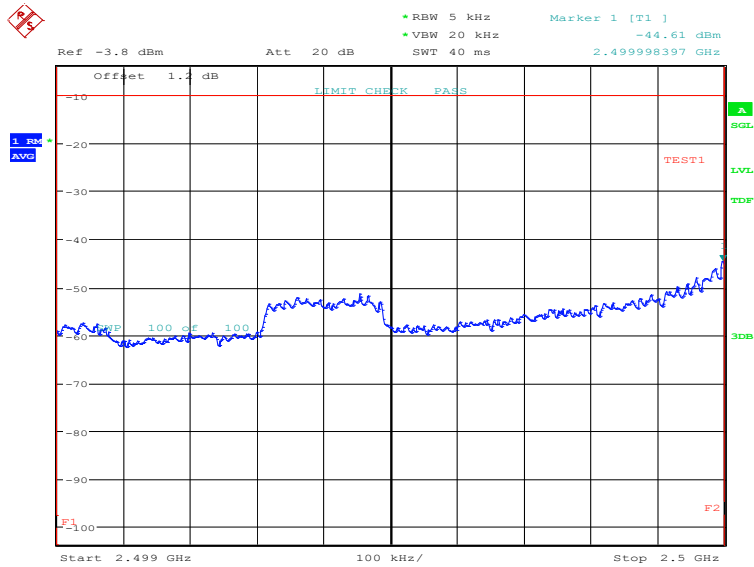
Date: 17.AUG.2021 16:03:32

LTE band 7
OBW: 1RB-low_offset

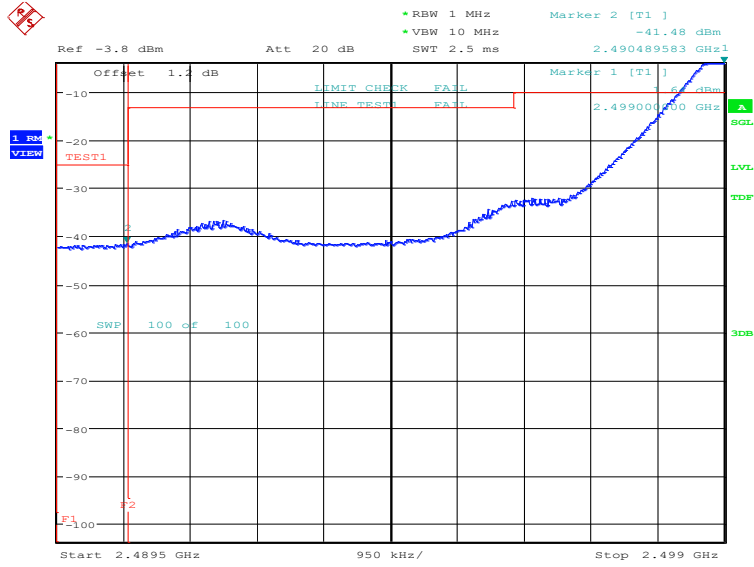


Date: 18.SEP.2021 10:50:26

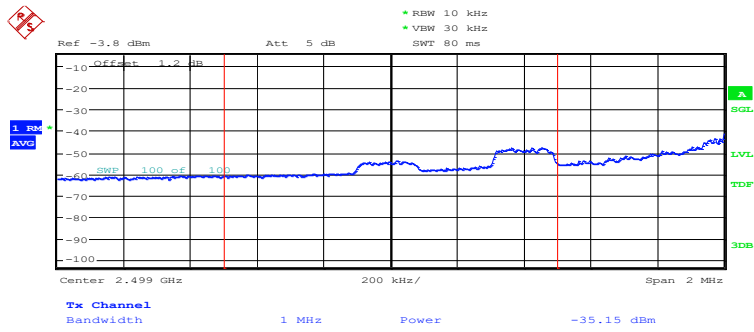
LOW BAND EDGE BLOCK-1RB-low_offset



Date: 18.SEP.2021 10:51:45

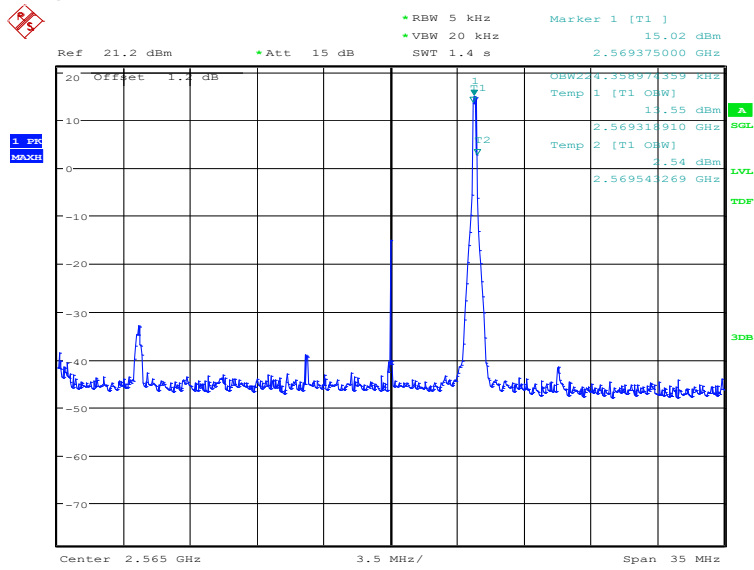


Date: 18.SEP.2021 10:53:32



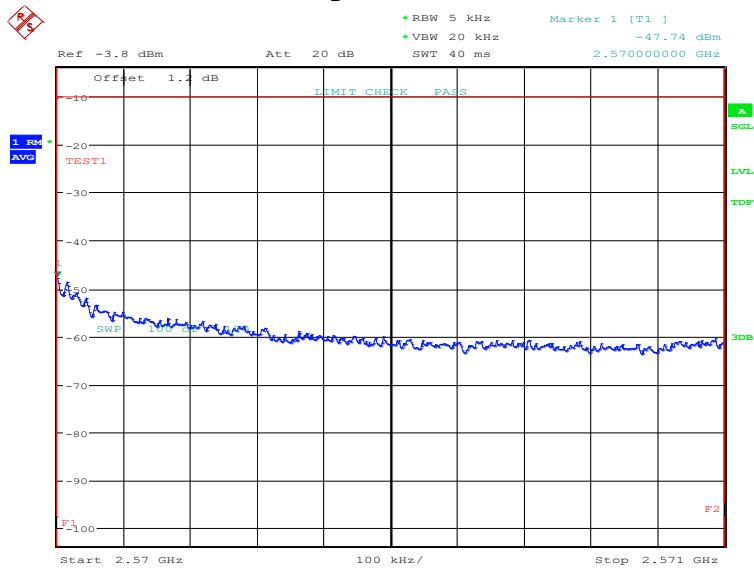
Date: 18.SEP.2021 10:53:59

OBW: 1RB-high_offset

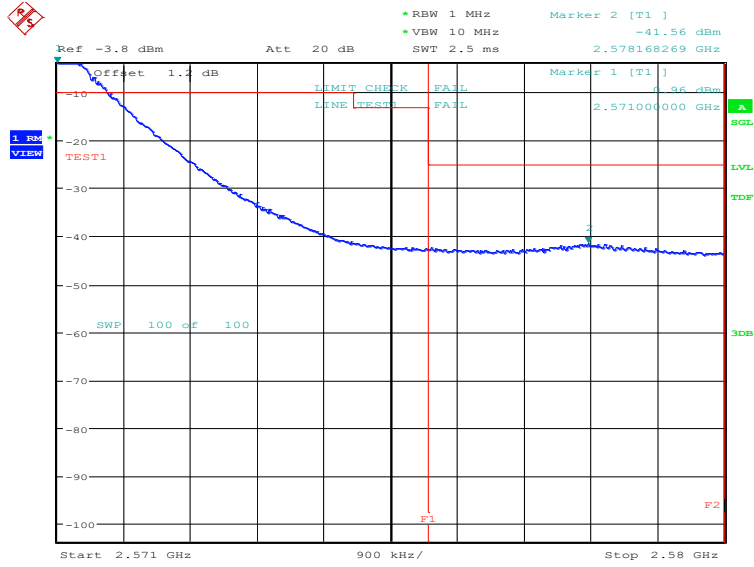


Date: 18.SEP.2021 10:54:33

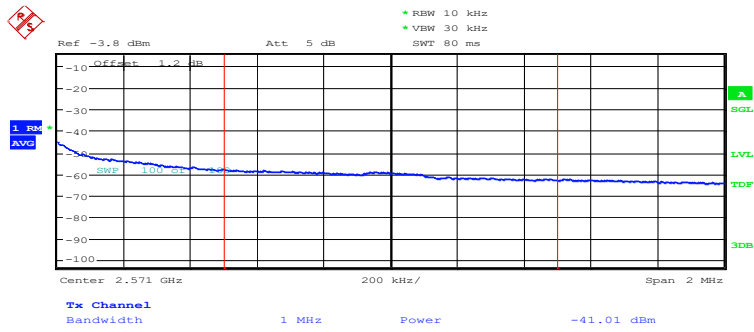
HIGH BAND EDGE BLOCK-1RB-high_offset



Date: 18.SEP.2021 10:55:52

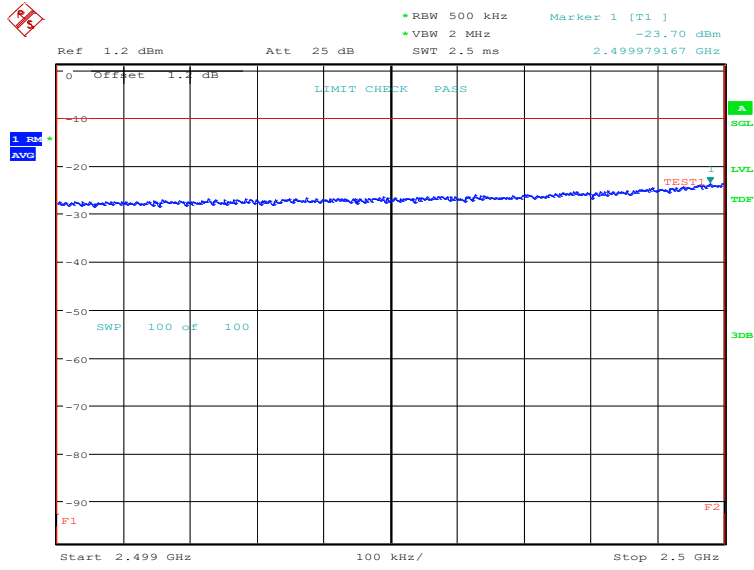


Date: 18.SEP.2021 10:57:39

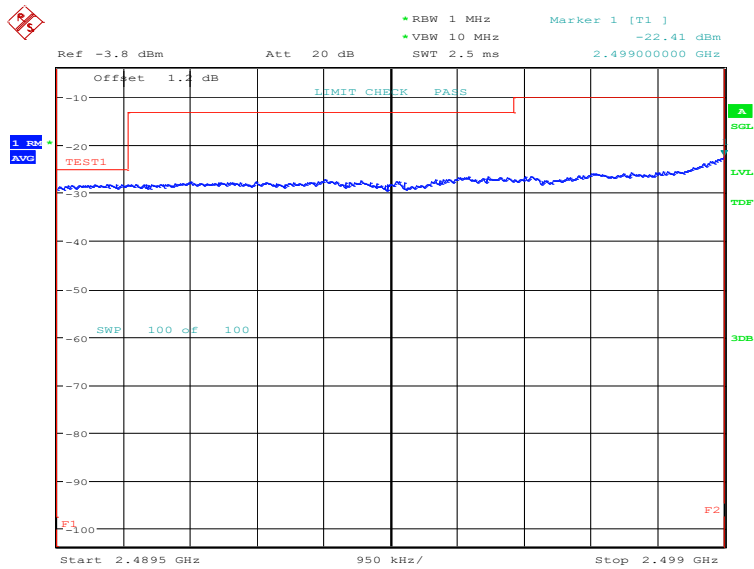


Date: 18.SEP.2021 10:58:06

LOW BAND EDGE BLOCK-20MHz-100%RB

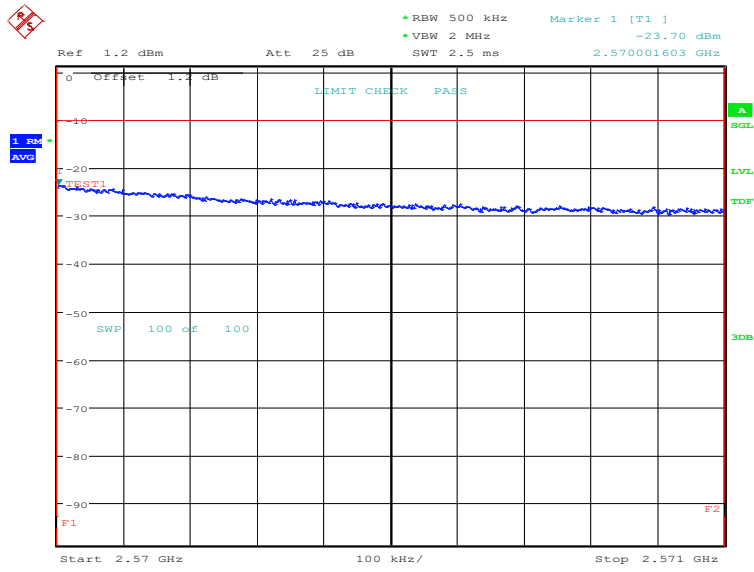


Date: 17.AUG.2021 16:06:30

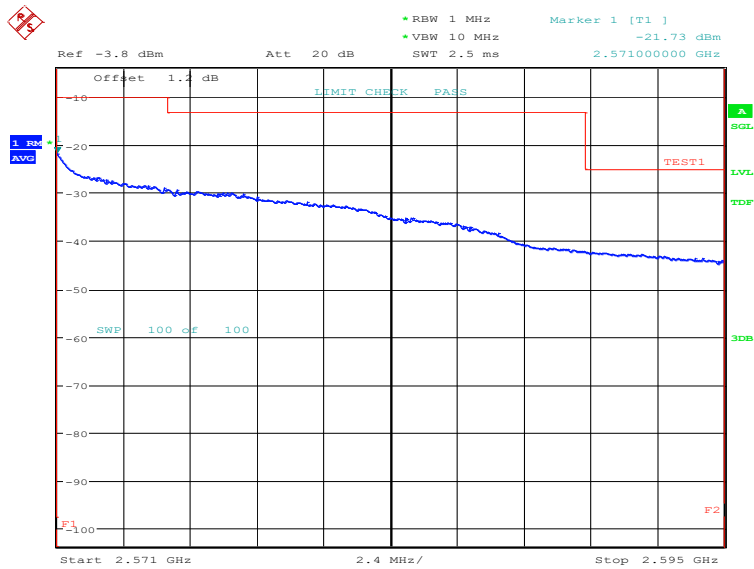


Date: 17.AUG.2021 16:08:11

HIGH BAND EDGE BLOCK-20MHz-100%RB

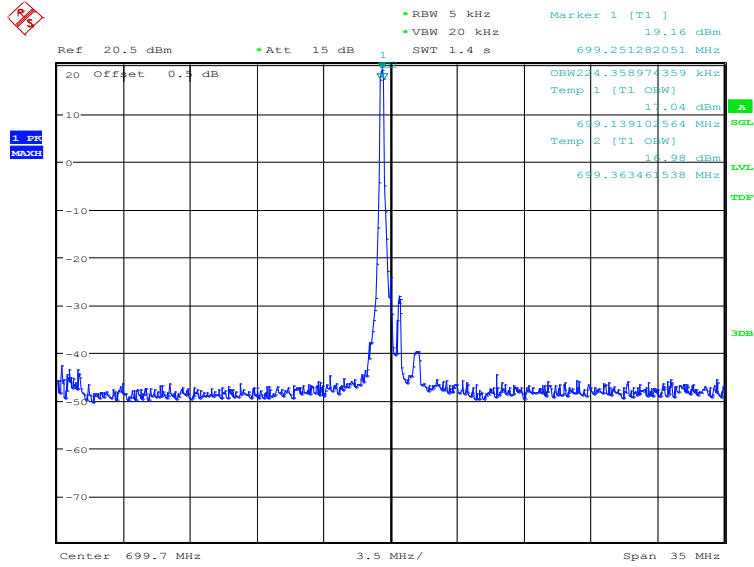


Date: 17.AUG.2021 16:11:08



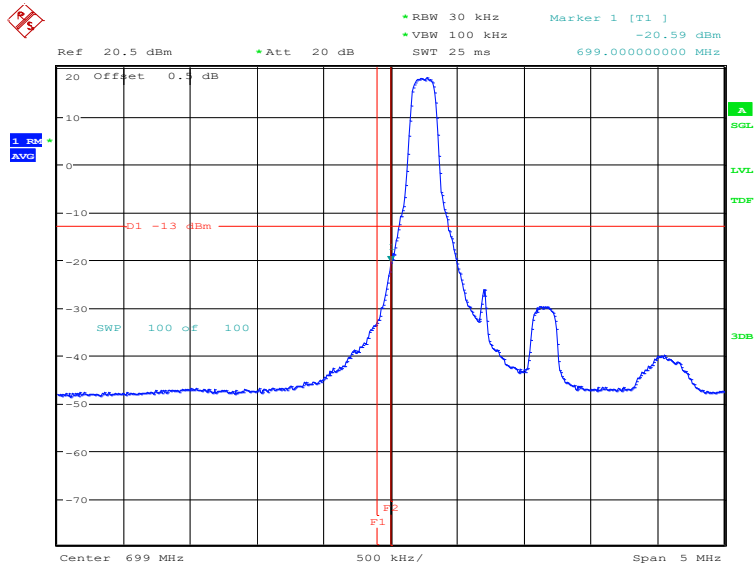
Date: 17.AUG.2021 16:12:49

LTE band 12
OBW: 1RB-low_offset



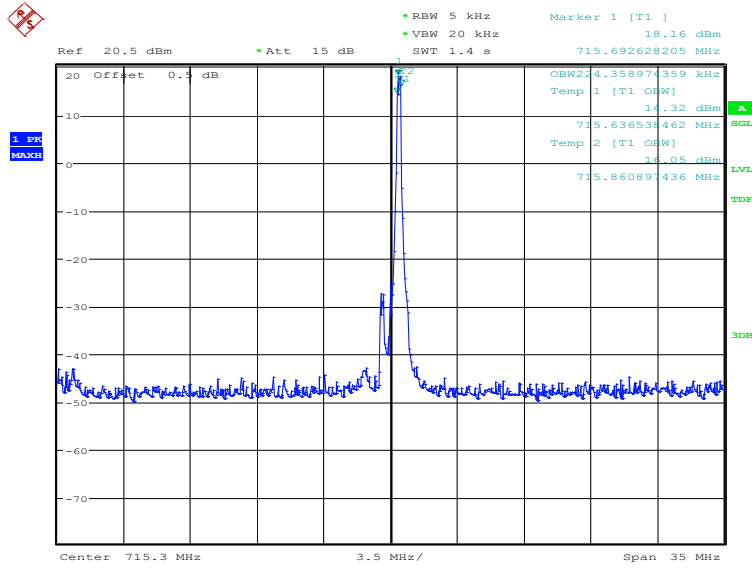
Date: 18.SEP.2021 10:59:38

LOW BAND EDGE BLOCK-1RB-low_offset



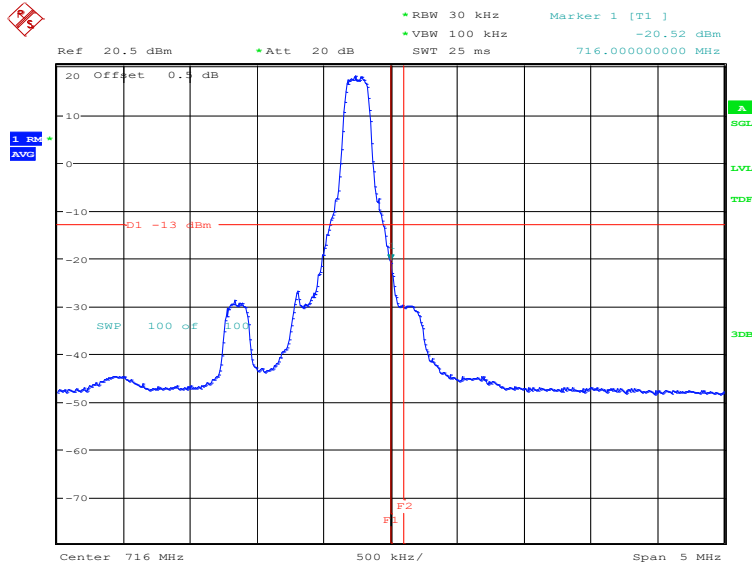
Date: 18.SEP.2021 10:59:57

OBW: 1RB-high_offset



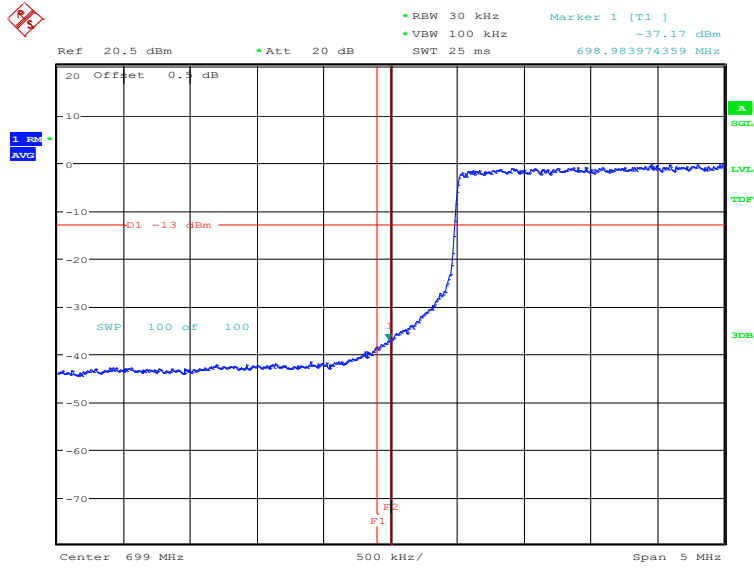
Date: 18.SEP.2021 11:00:31

HIGH BAND EDGE BLOCK-1RB-high_offset



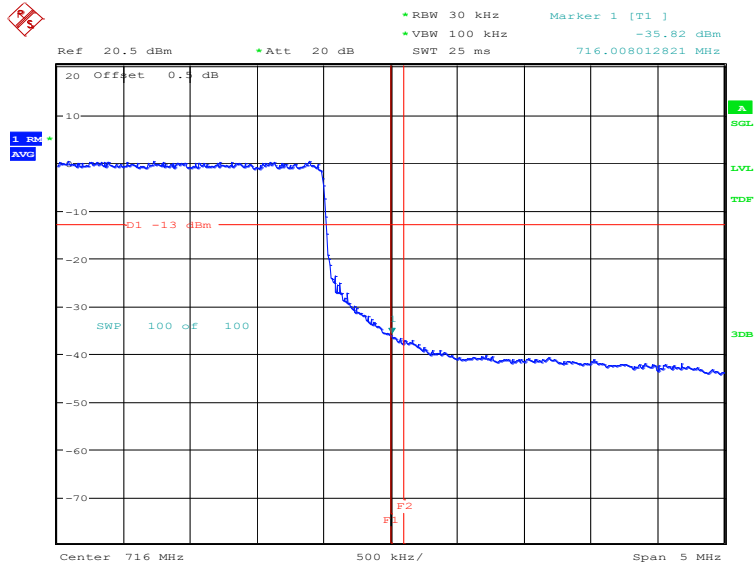
Date: 18.SEP.2021 11:00:49

LOW BAND EDGE BLOCK-10MHz-100%RB



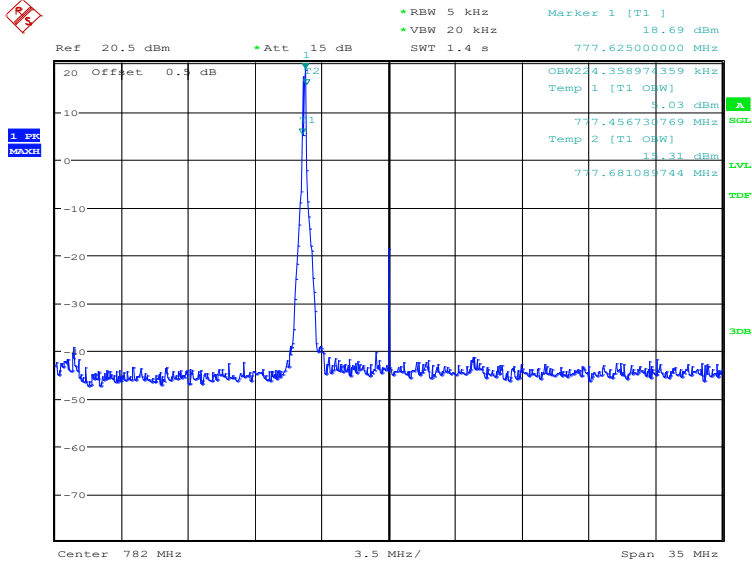
Date: 17.AUG.2021 16:15:17

HIGH BAND EDGE BLOCK-10MHz-100%RB



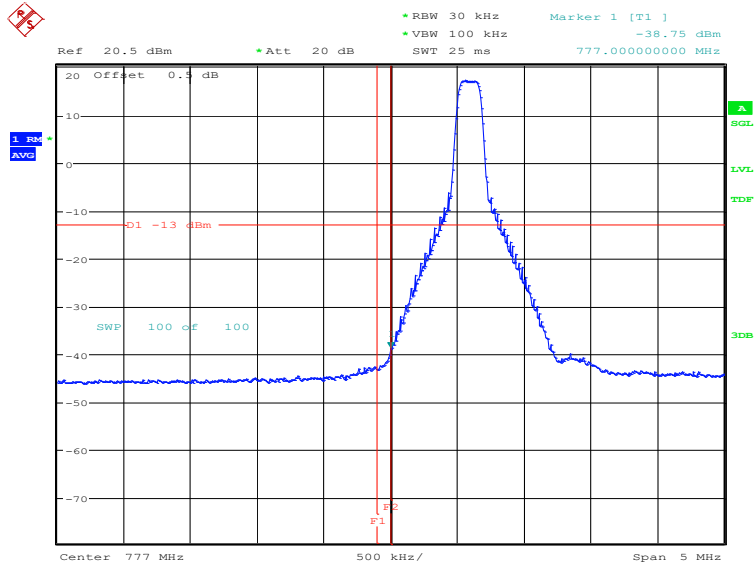
Date: 17.AUG.2021 16:16:48

LTE band 13
OBW: 1RB-low_offset

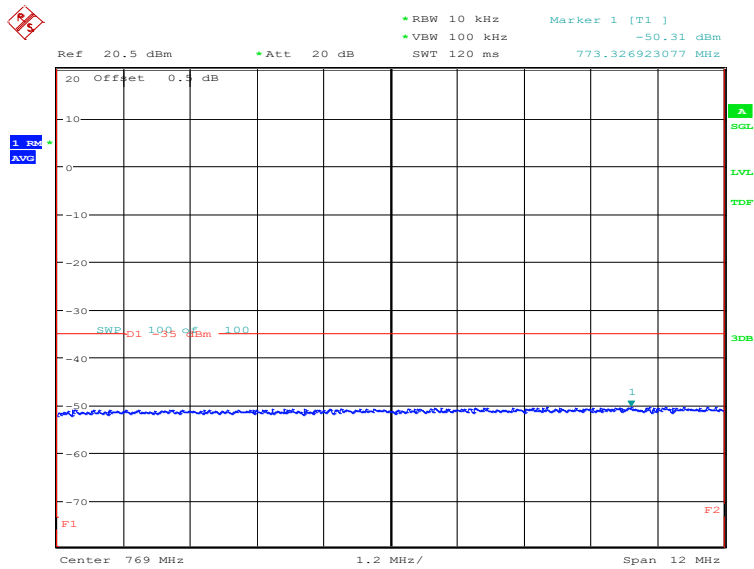


Date: 18.SEP.2021 11:02:19

LOW BAND EDGE BLOCK-1RB-low_offset



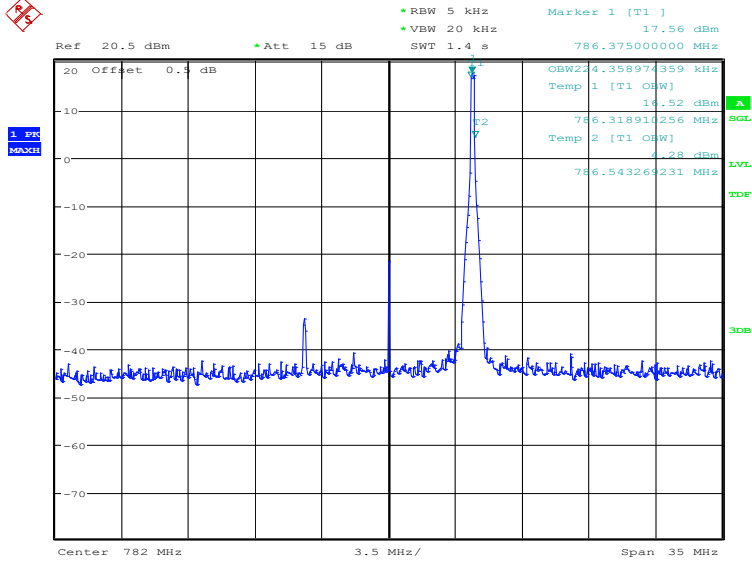
Date: 18.SEP.2021 11:02:37



Date: 18.SEP.2021 11:03:07

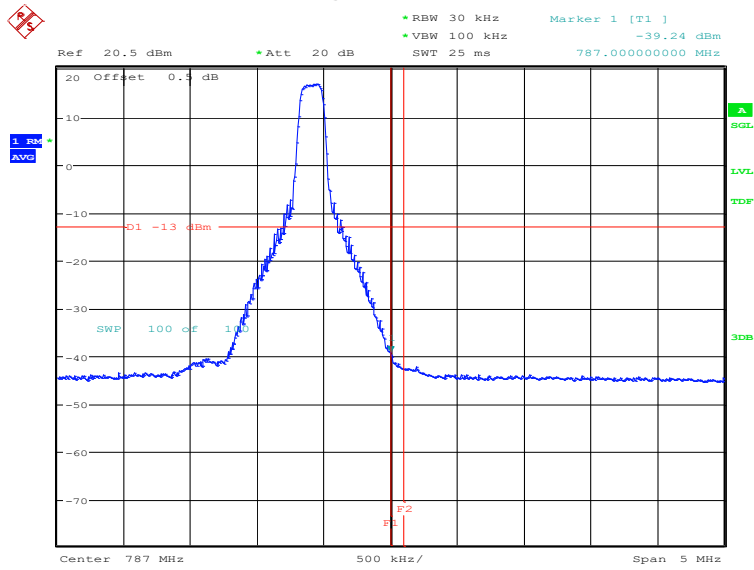


OBW: 1RB-high_offset

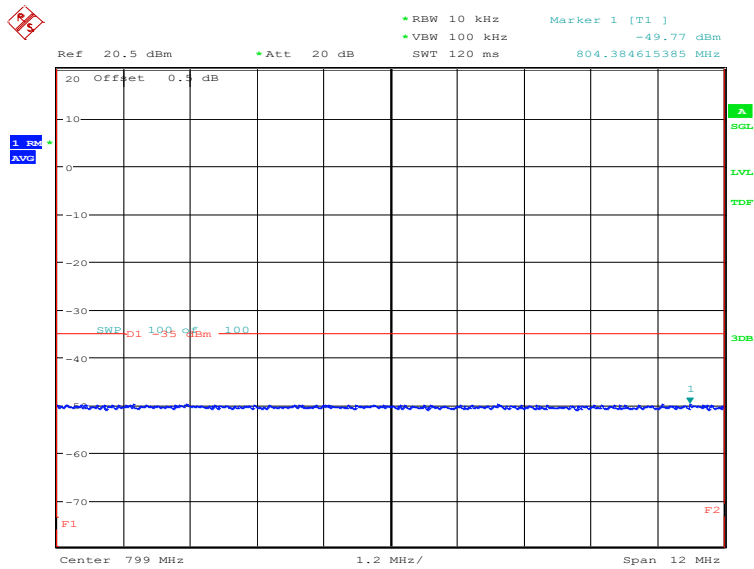


Date: 18.SEP.2021 11:03:41

HIGH BAND EDGE BLOCK-1RB-high_offset

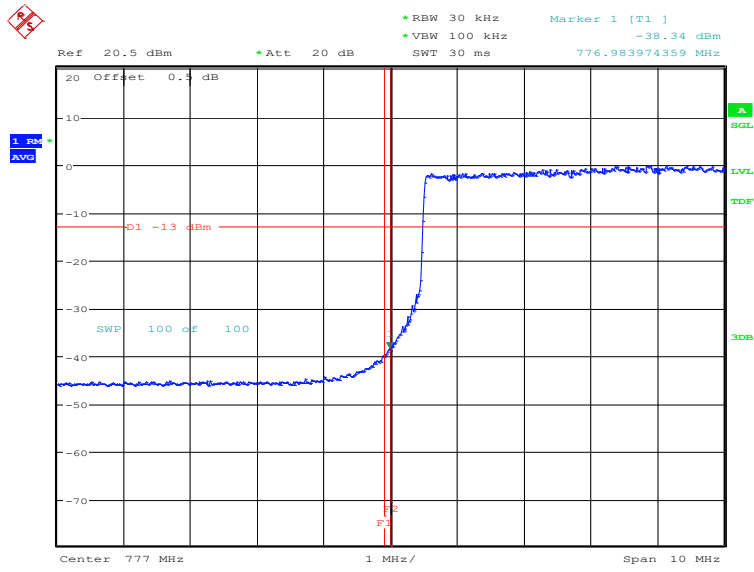


Date: 18.SEP.2021 11:04:00

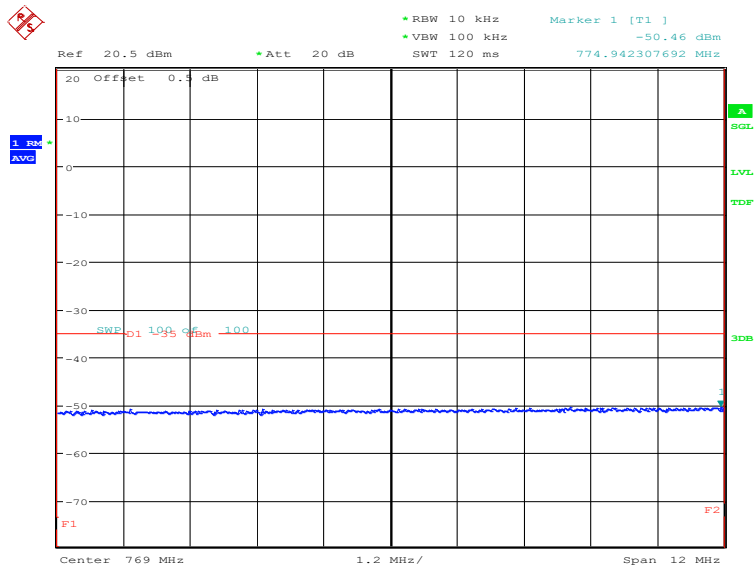


Date: 18.SEP.2021 11:04:32

LOW BAND EDGE BLOCK-10MHz-100%RB

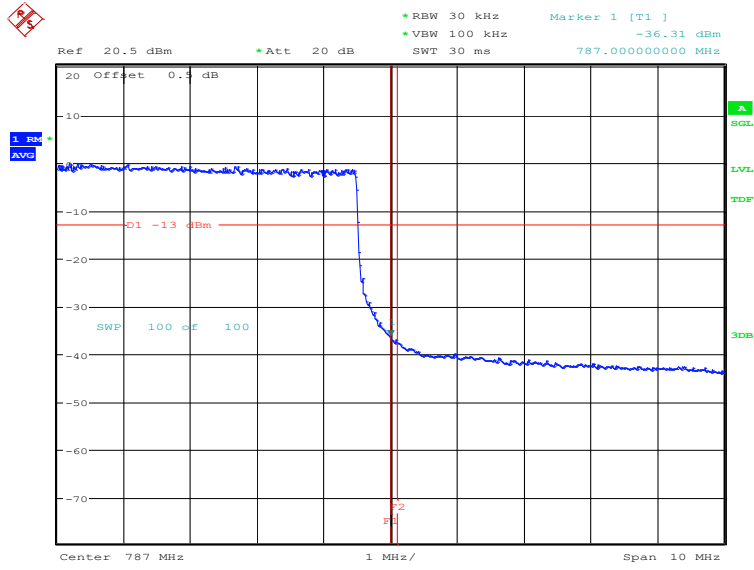


Date: 18.SEP.2021 15:43:51

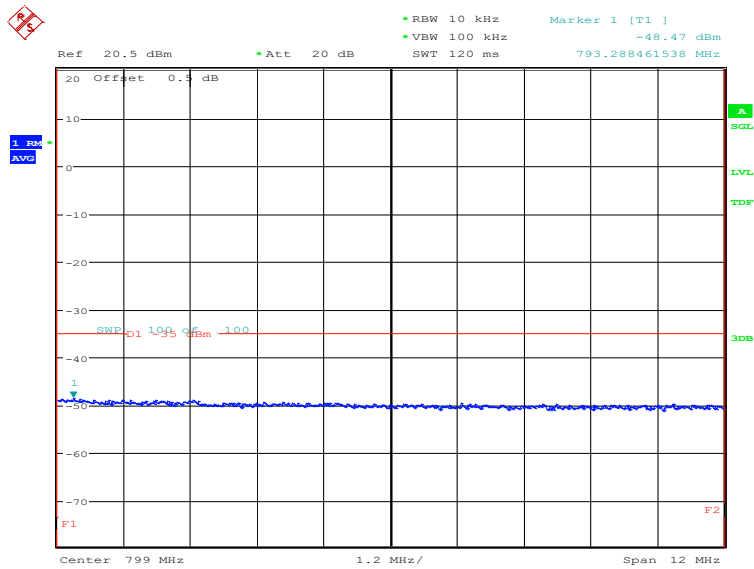


Date: 18.SEP.2021 15:44:45

HIGH BAND EDGE BLOCK-10MHz-100%RB

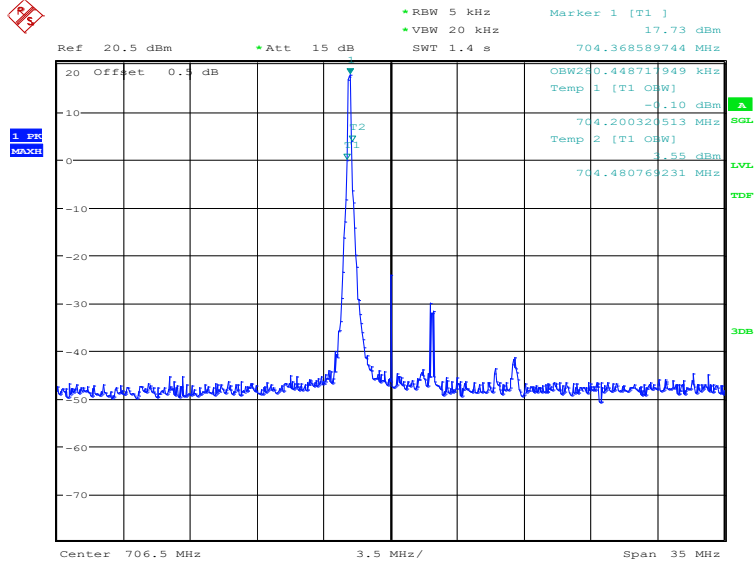


Date: 18.SEP.2021 15:46:24



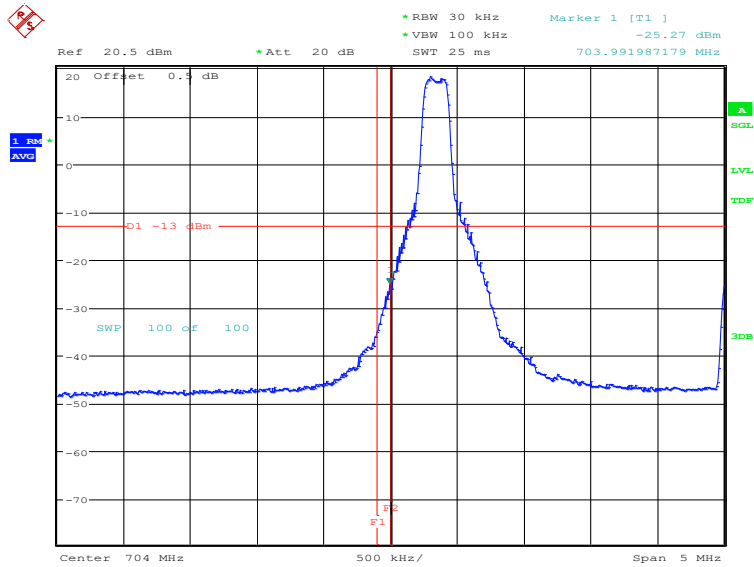
Date: 18.SEP.2021 15:46:50

LTE band 17
OBW: 1RB-low_offset



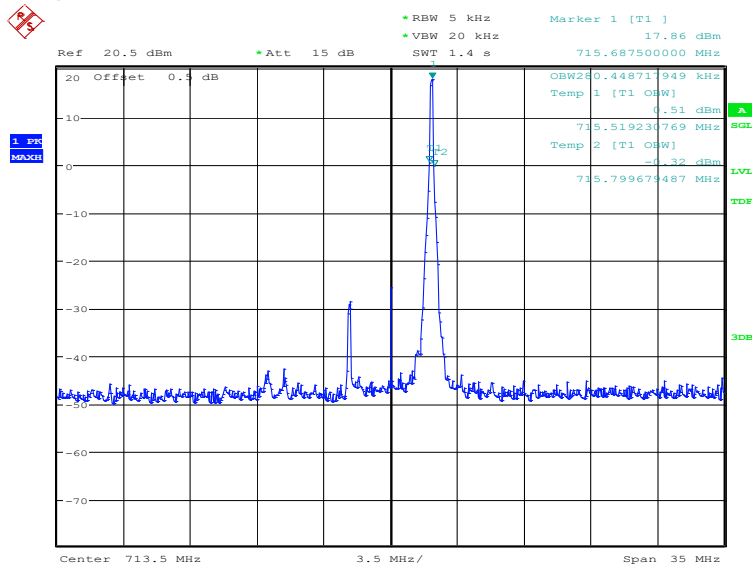
Date: 23.SEP.2021 15:27:41

LOW BAND EDGE BLOCK-1RB-low_offset



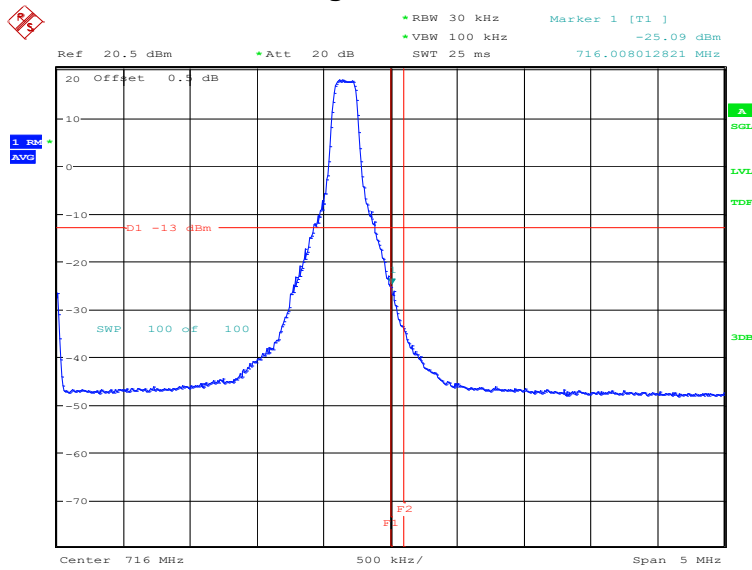
Date: 23.SEP.2021 15:28:00

OBW: 1RB-high_offset



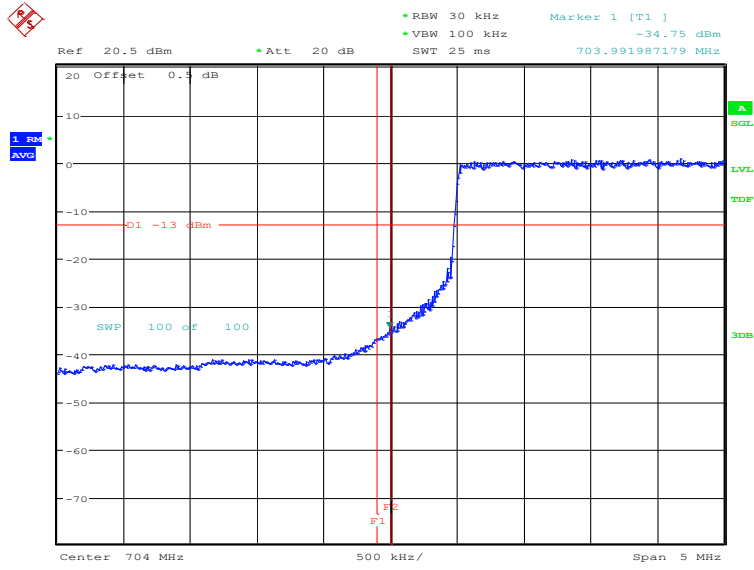
Date: 23.SEP.2021 15:28:35

HIGH BAND EDGE BLOCK-1RB-high_offset



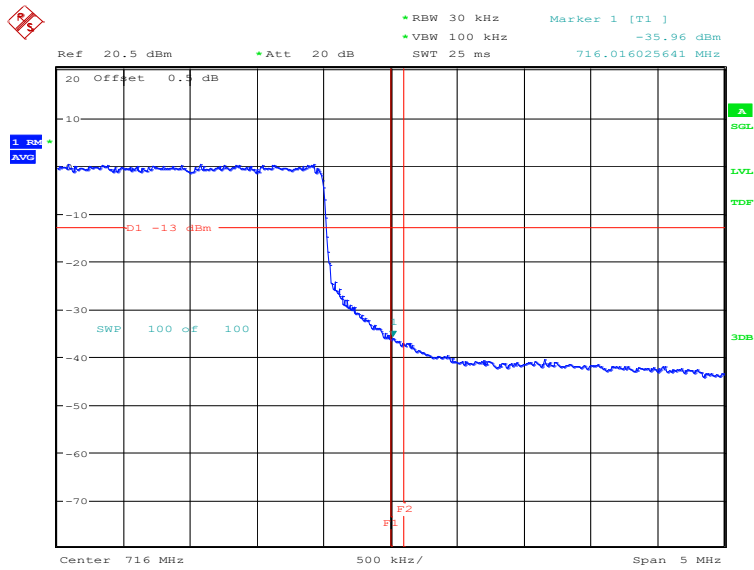
Date: 23.SEP.2021 15:28:54

LOW BAND EDGE BLOCK-10MHz-100%RB



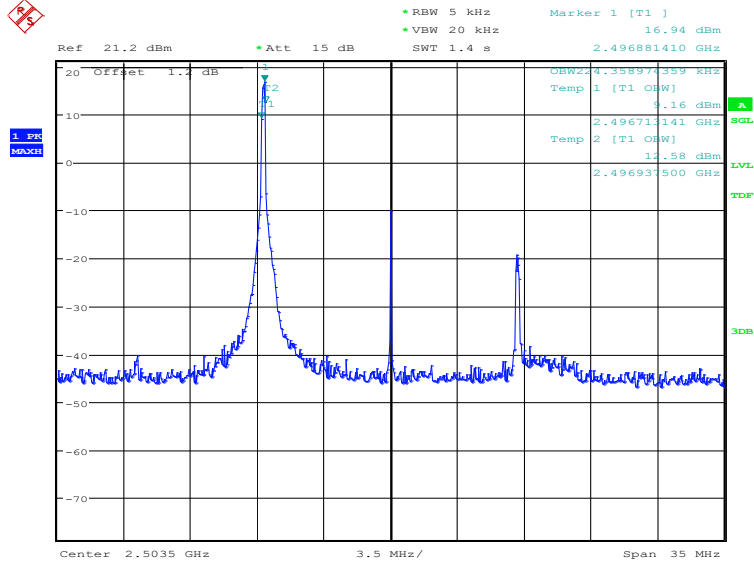
Date: 23.SEP.2021 15:36:59

HIGH BAND EDGE BLOCK-10MHz-100%RB



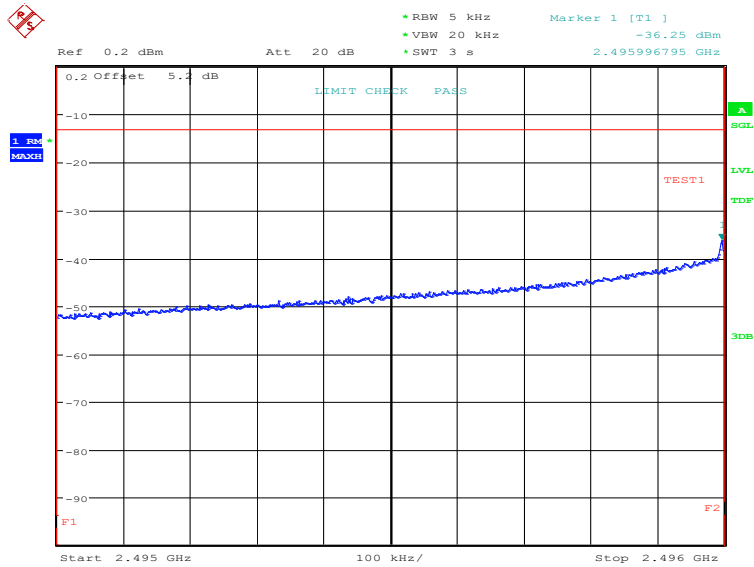
Date: 23.SEP.2021 15:38:29

LTE band 41
OBW: 1RB-low_offset

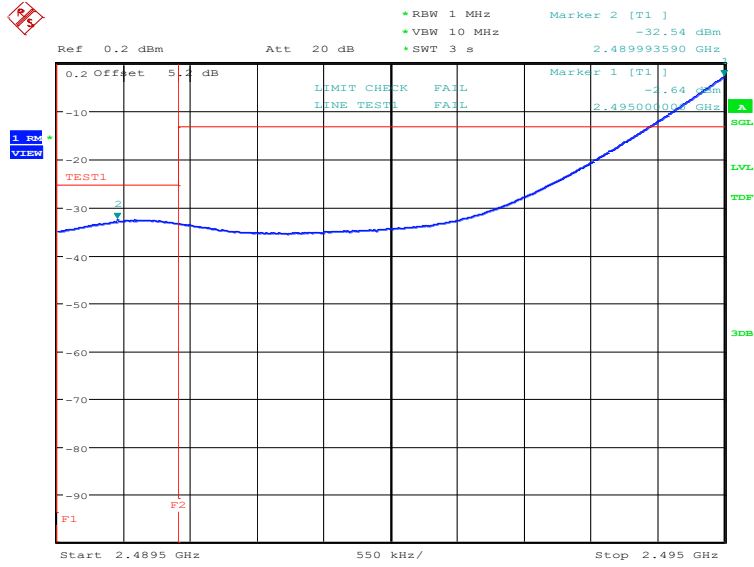


Date: 18.SEP.2021 15:53:36

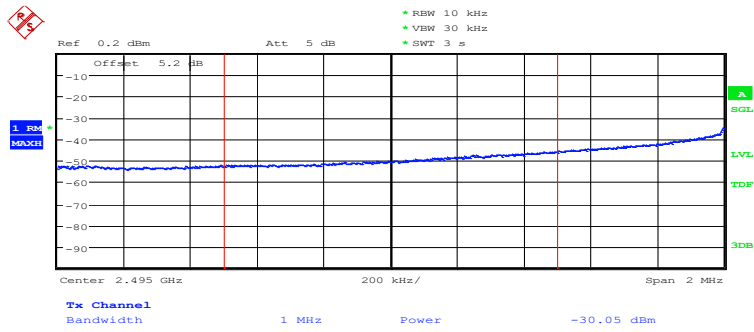
LOW BAND EDGE BLOCK-1RB-low_offset



Date: 18.SEP.2021 15:54:17

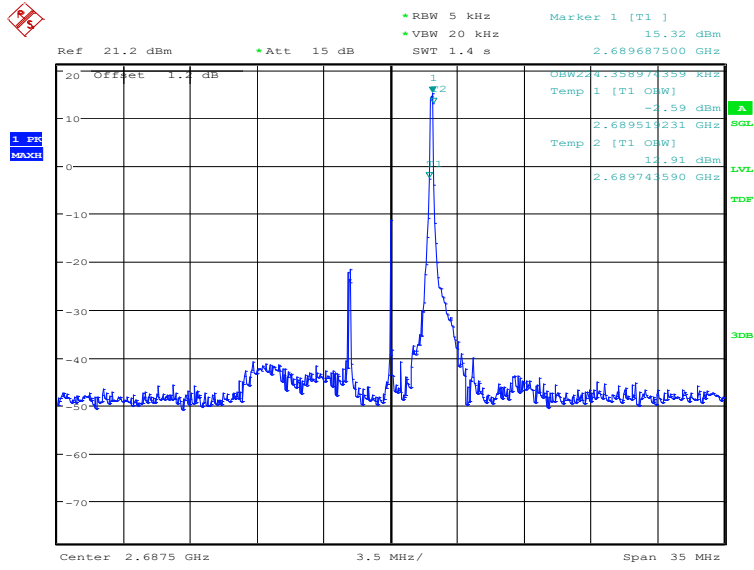


Date: 18.SEP.2021 15:55:00



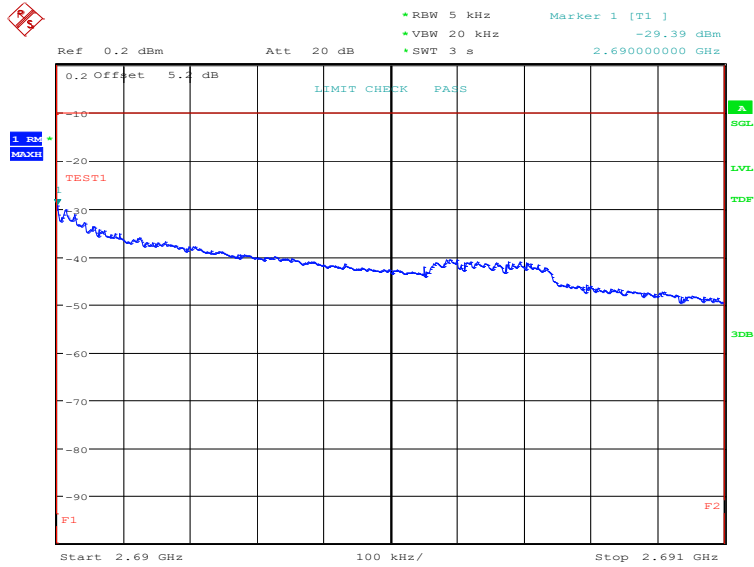
Date: 18.SEP.2021 15:55:17

OBW: 1RB-high_offset

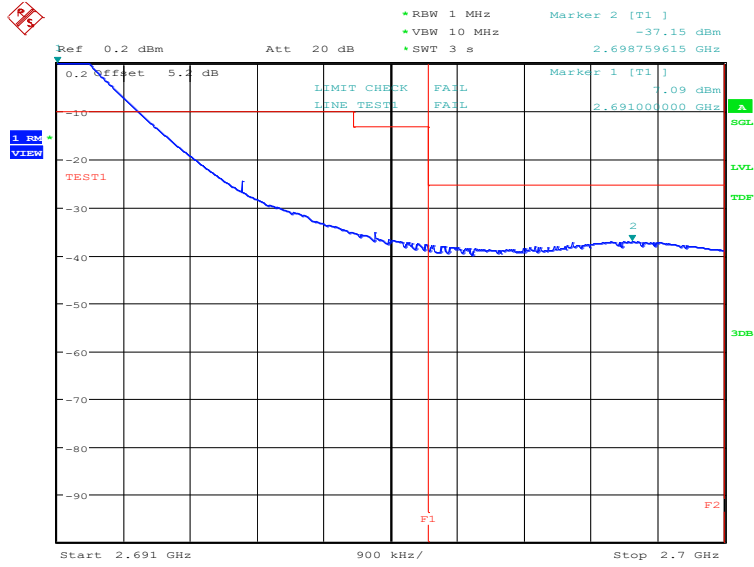


Date: 18.SEP.2021 15:57:00

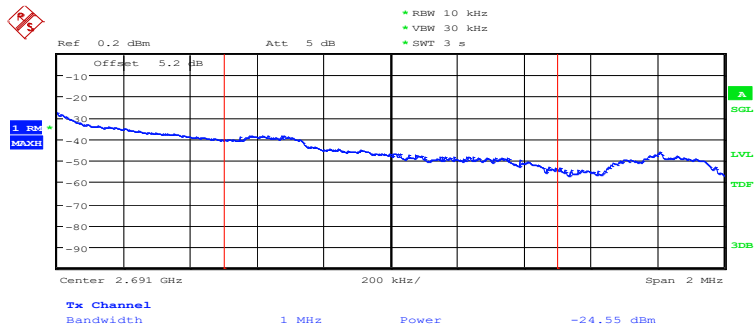
HIGH BAND EDGE BLOCK-1RB-high_offset



Date: 18.SEP.2021 15:57:41

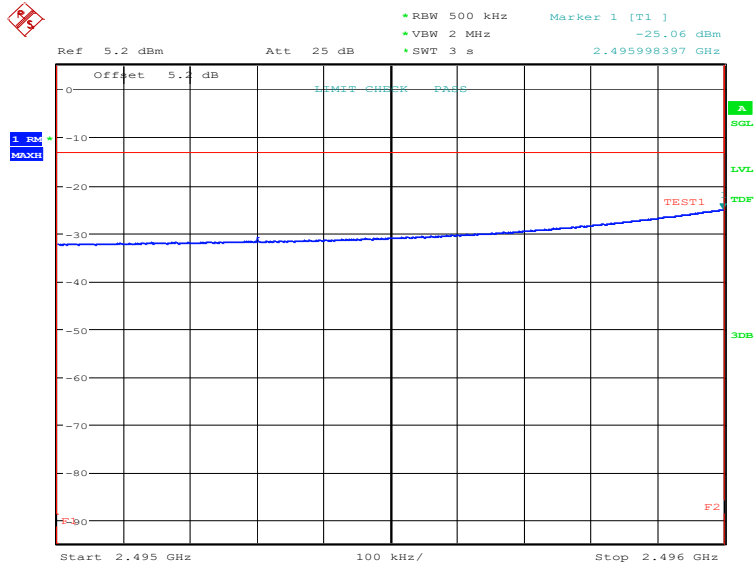


Date: 18.SEP.2021 15:58:27

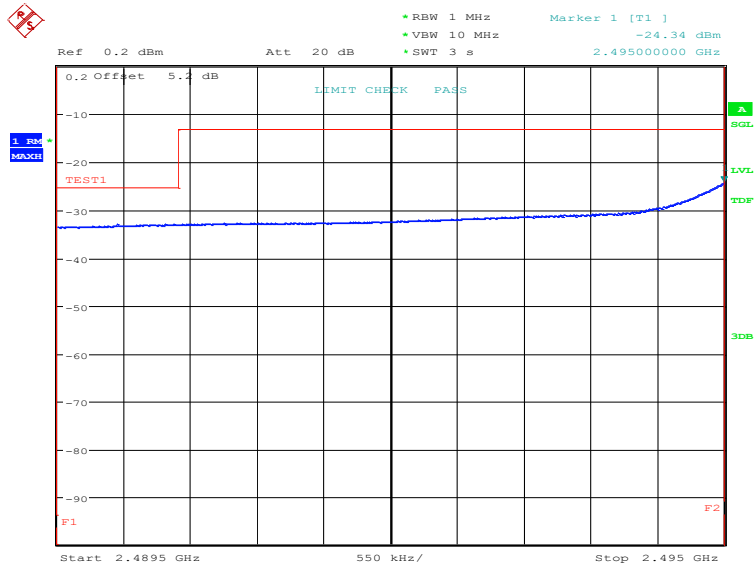


Date: 18.SEP.2021 15:58:43

LOW BAND EDGE BLOCK-20MHz-100%RB

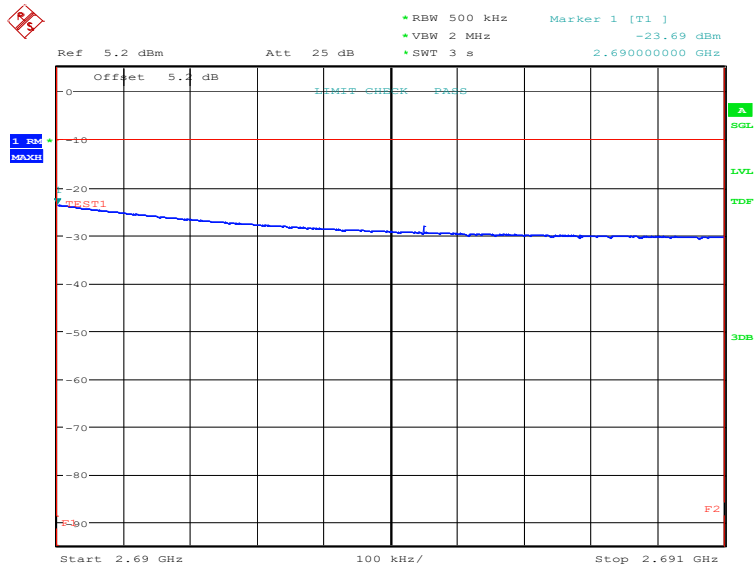


Date: 17.AUG.2021 16:26:07

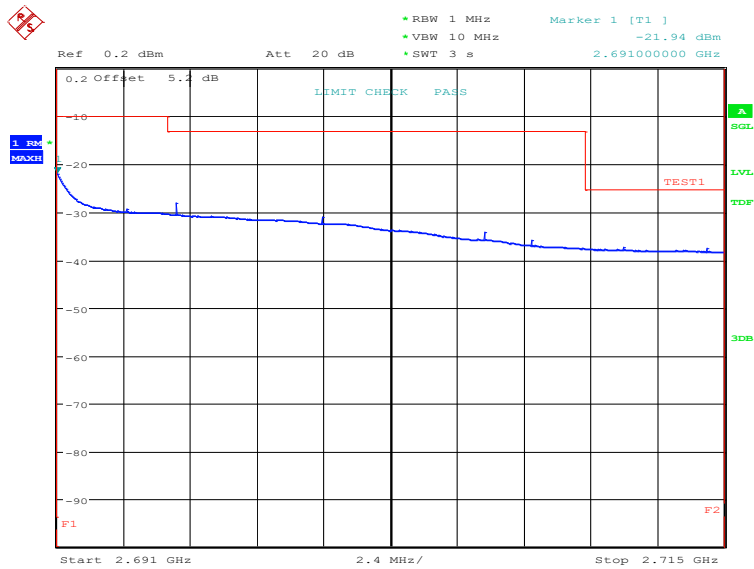


Date: 17.AUG.2021 16:26:46

HIGH BAND EDGE BLOCK-20MHz-100%RB

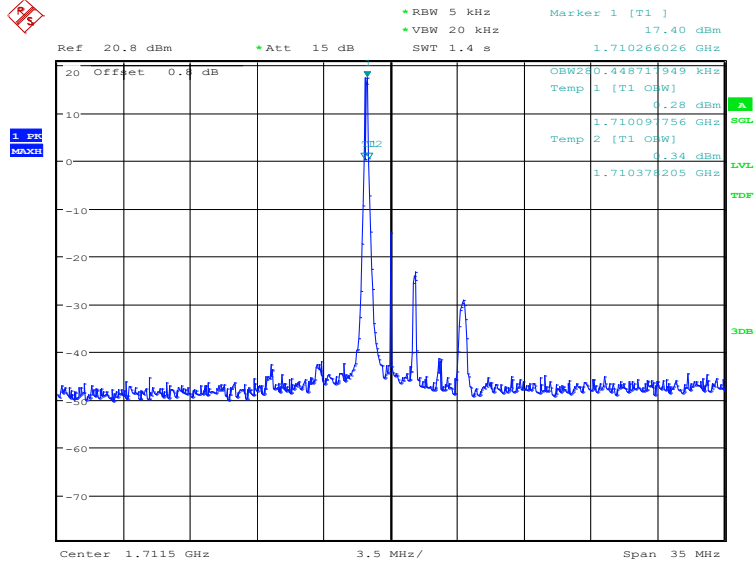


Date: 17.AUG.2021 16:28:41



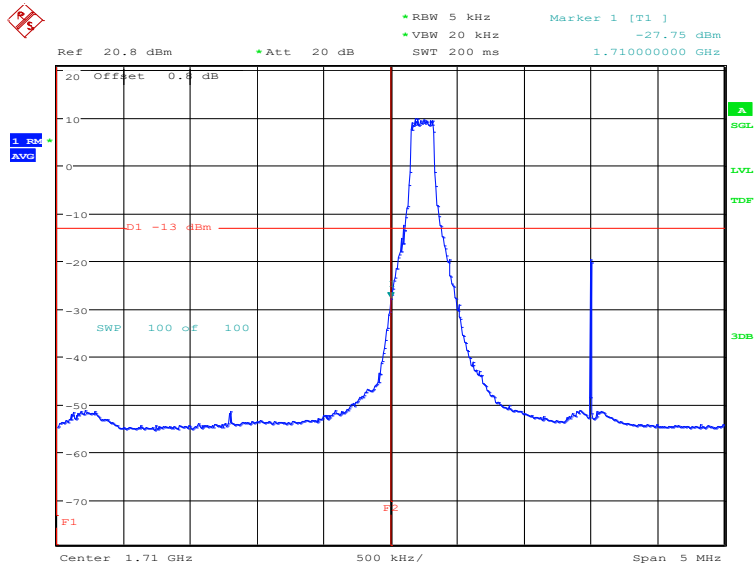
Date: 17.AUG.2021 16:29:20

LTE band 66
OBW: 1RB-low_offset



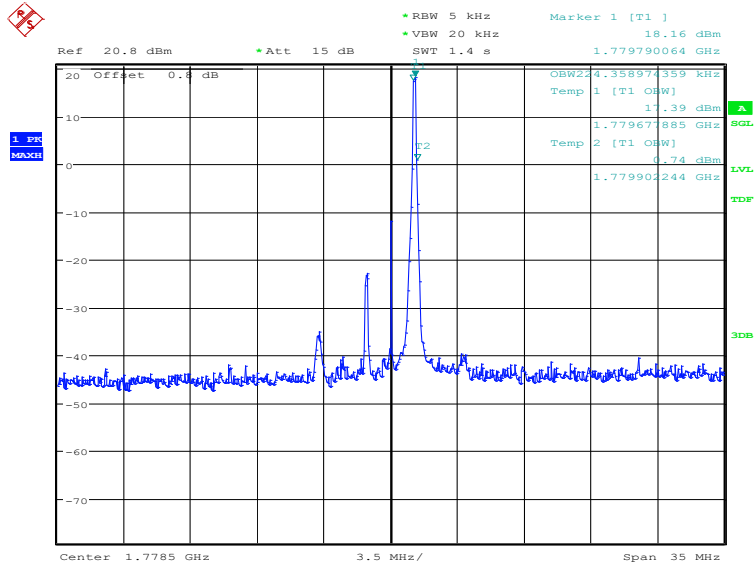
Date: 18.SEP.2021 11:06:07

LOW BAND EDGE BLOCK-1RB-low_offset



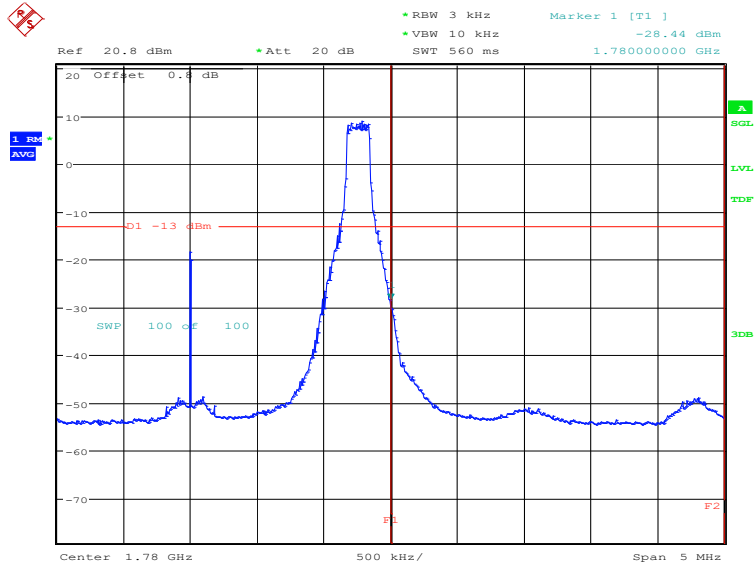
Date: 18.SEP.2021 11:07:21

OBW: 1RB-high_offset



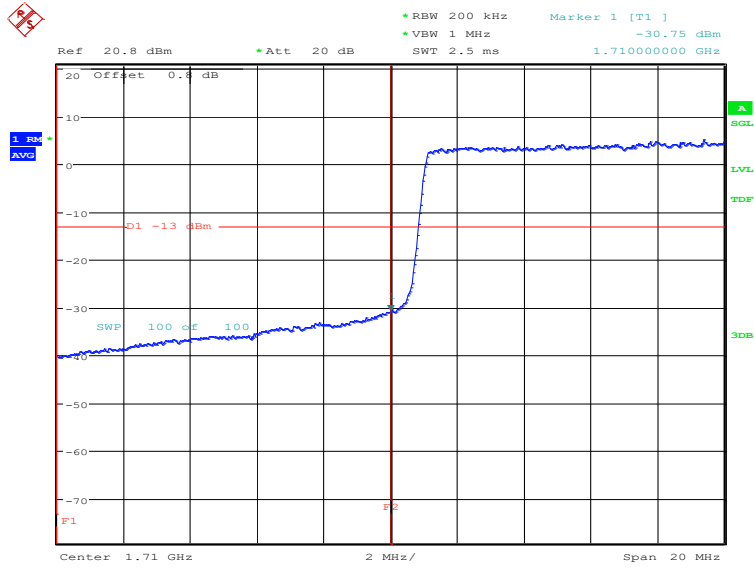
Date: 18.SEP.2021 15:49:20

HIGH BAND EDGE BLOCK-1RB-high_offset



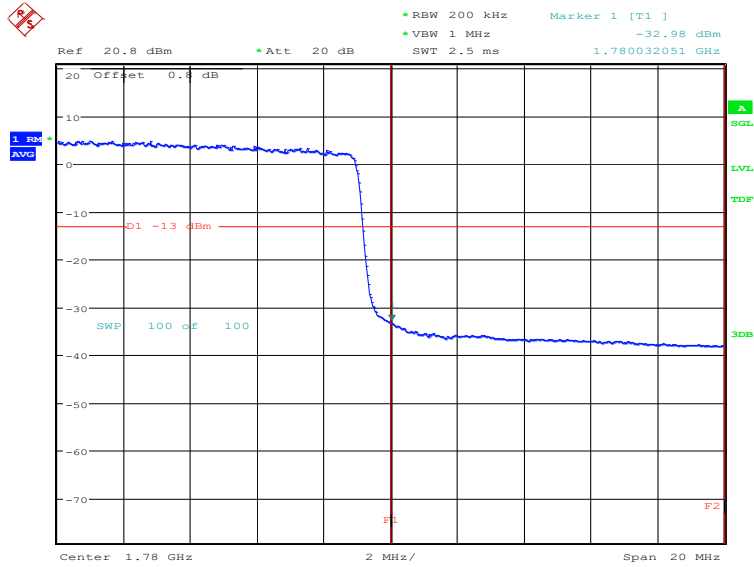
Date: 18.SEP.2021 15:50:34

LOW BAND EDGE BLOCK-20MHz-100%RB



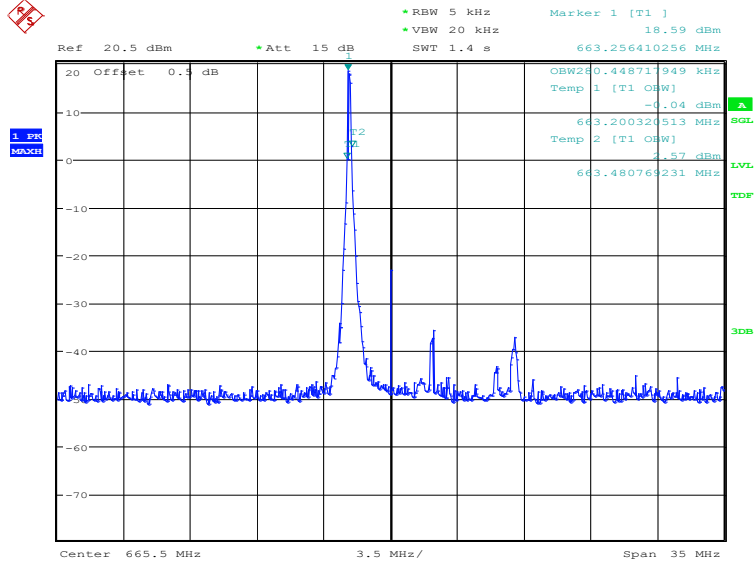
Date: 17.AUG.2021 16:22:02

HIGH BAND EDGE BLOCK-20MHz-100%RB



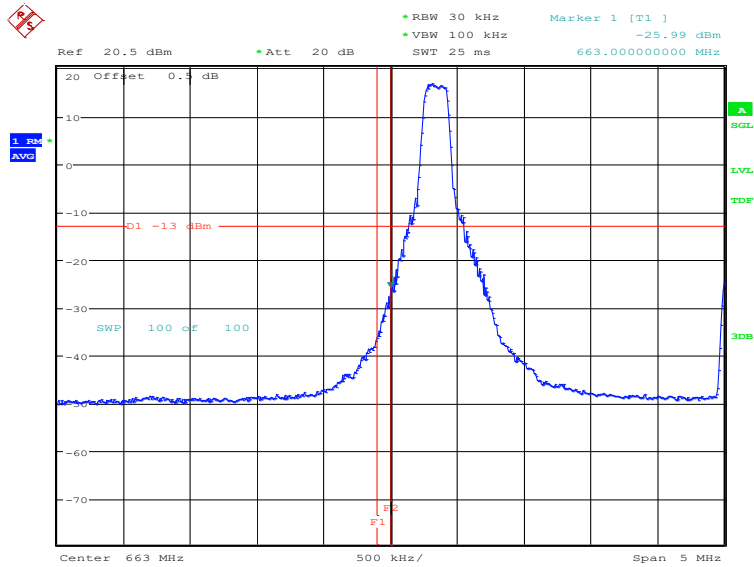
Date: 17.AUG.2021 16:23:34

LTE band 71
OBW: 1RB-low_offset



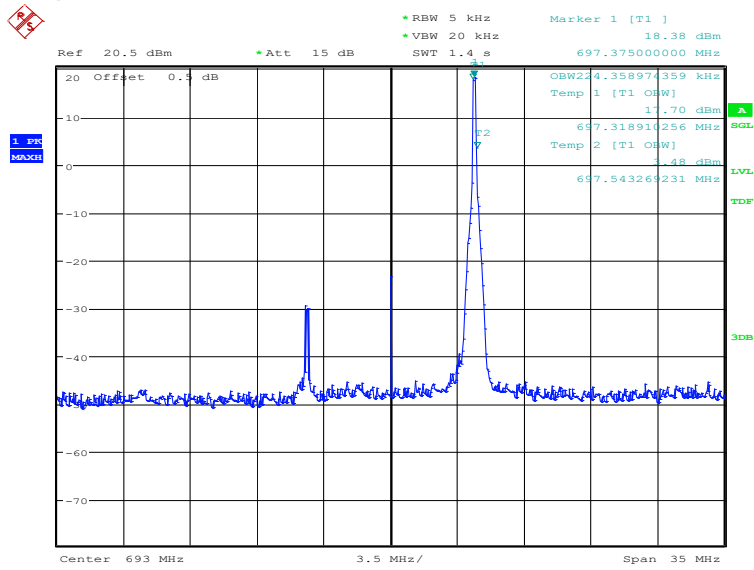
Date: 18.SEP.2021 10:37:21

LOW BAND EDGE BLOCK-1RB-low_offset



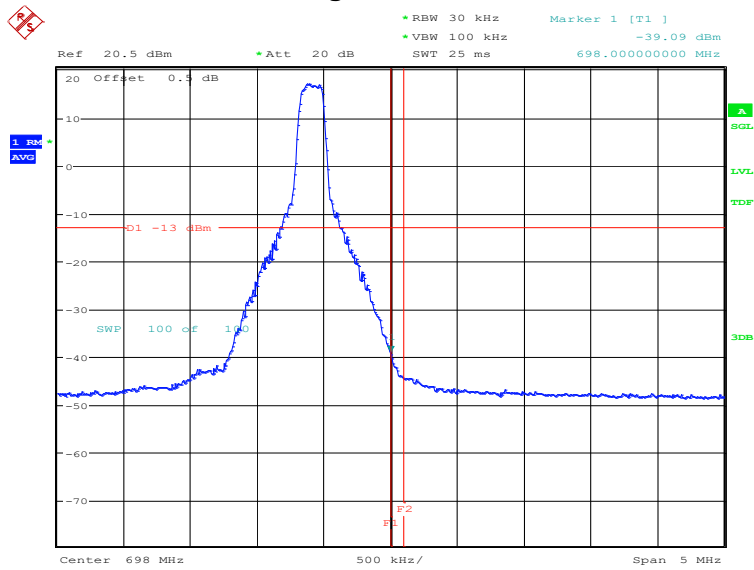
Date: 18.SEP.2021 10:37:39

OBW: 1RB-high_offset



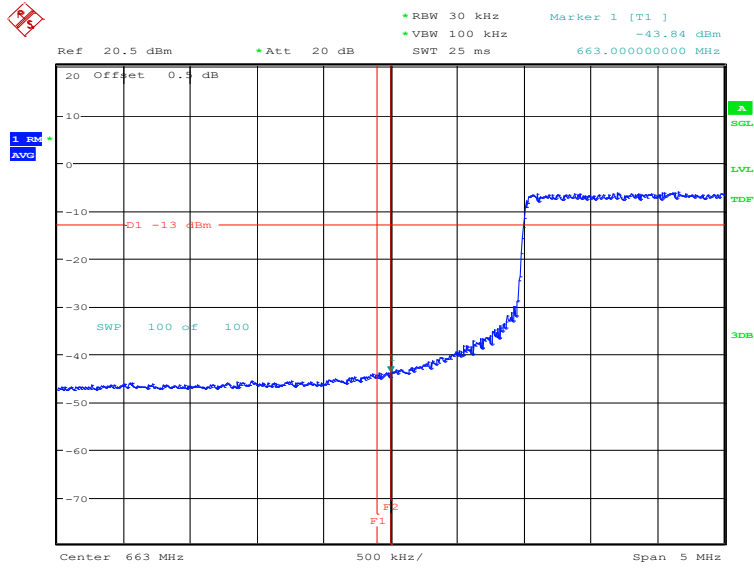
Date: 18.SEP.2021 10:38:16

HIGH BAND EDGE BLOCK-1RB-high_offset



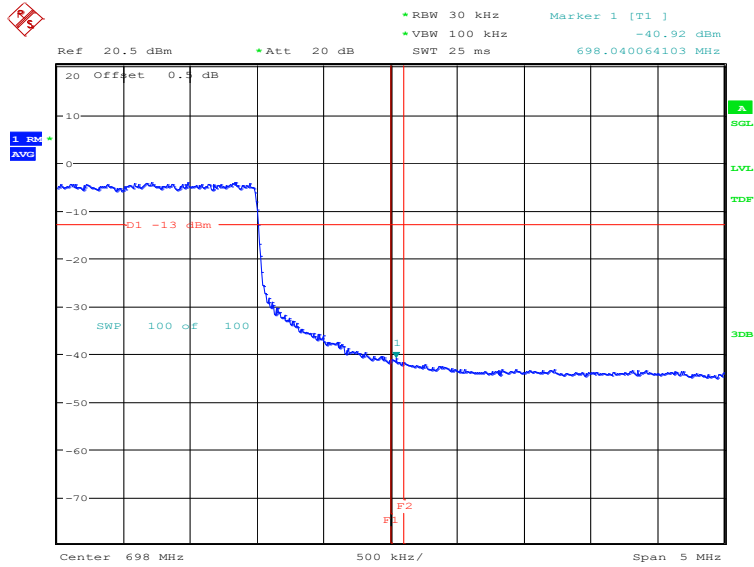
Date: 18.SEP.2021 10:38:35

LOW BAND EDGE BLOCK-20MHz-100%RB



Date: 17.AUG.2021 15:54:24

HIGH BAND EDGE BLOCK-20MHz-100%RB



Date: 17.AUG.2021 15:55:54

A.7 Conducted Spurious Emission

A.7.1 Measurement Method

The following steps outline the procedure used to measure the conducted emissions from the EUT.

1. In measuring unwanted emissions, the spectrum shall be investigated from 30 MHz or the lowest radio frequency signal generated in the equipment, whichever is lower, without going below 9 kHz, up to at least the frequency given below:
 - (a) If the equipment operates below 10 GHz: to the tenth harmonic of the highest fundamental frequency or to 40 GHz, whichever is lower.
 - (b) If the equipment operates at or above 10 GHz: to the fifth harmonic of the highest fundamental frequency or to 100 GHz, whichever is lower.
2. Determine EUT transmit frequencies: below outlines the band edge frequencies pertinent to conducted emissions testing.
3. The number of sweep points of spectrum analyzer is greater than $2 \times \text{span/RBW}$.

A. 7.2 Measurement Limit

Part 22.917, Part 24.238 and Part 27.53(h) specify that the power of any emission outside of the authorized operating frequency ranges must be attenuated below the transmitting power (P) by a factor of at least $43 + 10 \log(P)$ dB.

Part 27.53(m) specifies for mobile digital stations, the attenuation factor shall be not less than $40 + 10 \log(P)$ dB on all frequencies between the channel edge and 5 megahertz from the channel edge, $43 + 10 \log(P)$ dB on all frequencies between 5 megahertz and X megahertz from the channel edge, and $55 + 10 \log(P)$ dB on all frequencies more than X megahertz from the channel edge, where X is the greater of 6 megahertz or the actual emission bandwidth as defined in paragraph (m)(6) of this section. In addition, the attenuation factor shall not be less than $43 + 10 \log(P)$ dB on all frequencies between 2490.5 MHz and 2496 MHz and $55 + 10 \log(P)$ dB at or below 2490.5 MHz. Mobile Satellite Service licensees operating on frequencies below 2495 MHz may also submit a documented interference complaint against BRS licensees operating on channel BRS Channel 1 on the same terms and conditions as adjacent channel BRS or EBS licensees.

Part 27.53(c) states for operations in the 746-758 MHz band and the 776-788 MHz band, the power of any emission outside the licensee's frequency band(s) of operation shall be attenuated below the transmitter power (P) within the licensed band(s) of operation, measured in watts, in accordance with the following:(1) On any frequency outside the 746-758 MHz band, the power of any emission shall be attenuated outside the band below the transmitter power (P) by at least $43 + 10 \log(P)$ dB;(2) On any frequency outside the 776-788 MHz band, the power of any emission shall be attenuated outside the band below the transmitter power (P) by at least $43 + 10 \log(P)$ dB;(4) On all frequencies between 763-775 MHz and 793-805 MHz, by a factor not less than $65 + 10 \log(P)$ dB in a 6.25 kHz band segment, for mobile and portable stations.

Part 27.53(f) states for operations in the 746–758 MHz, 775–788 MHz, and 805–806 MHz bands, emissions in the band 1559–1610 MHz shall be limited to -70dBW/MHz equivalent isotropically radiated power (EIRP) for wideband signals.

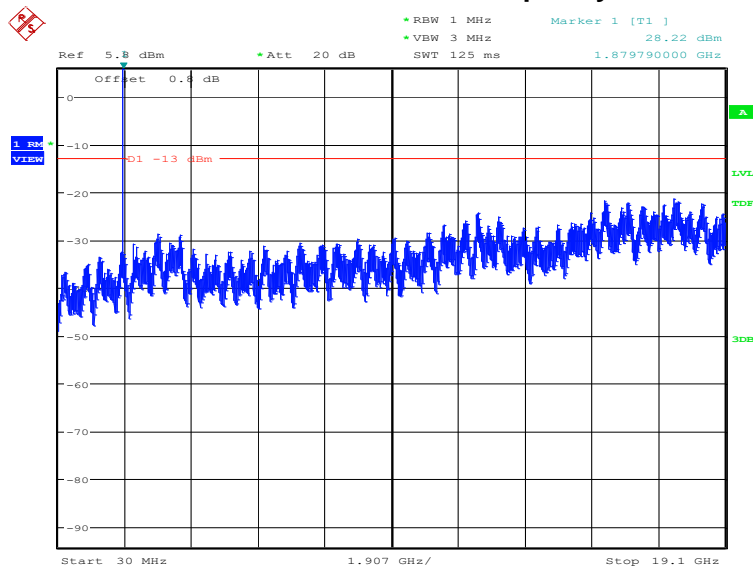
Part 27.53(g) states for operations in the 600 MHz band and the 698–746 MHz band, the power of any emission outside a licensee’s frequency band(s) of operation shall be attenuated below the transmitter power (P) within the licensed band(s) of operation, measured in watts, by at least $43 + 10 \log (P)$ dB. Compliance with this provision is based on the use of measurement instrumentation employing a resolution bandwidth of 100 kilohertz or greater. However, in the 100 kilohertz bands immediately outside and adjacent to a licensee’s frequency block, a resolution bandwidth of at least 30 kHz may be employed.

A. 7.3 Measurement result

Only the worst case result is given below

LTE band 2: 30MHz – 19.1GHz

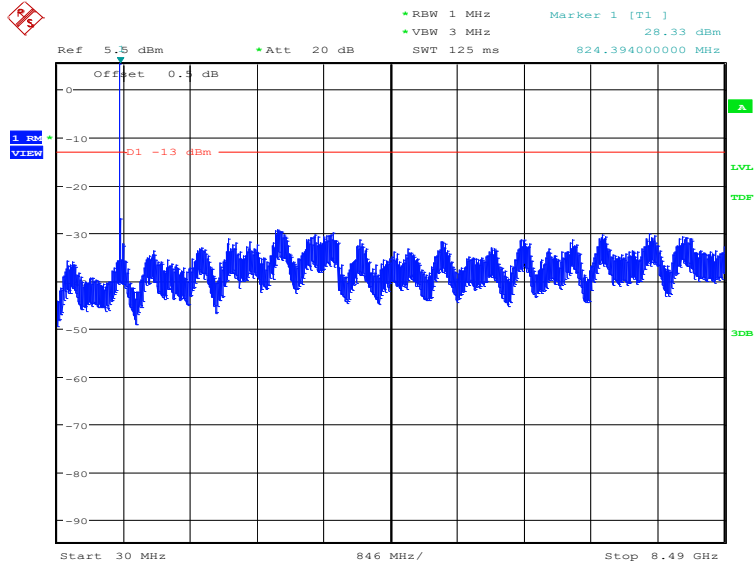
NOTE: peak above the limit line is the carrier frequency.



Date: 18.SEP.2021 11:16:56

LTE band 5: 30MHz – 8.49GHz

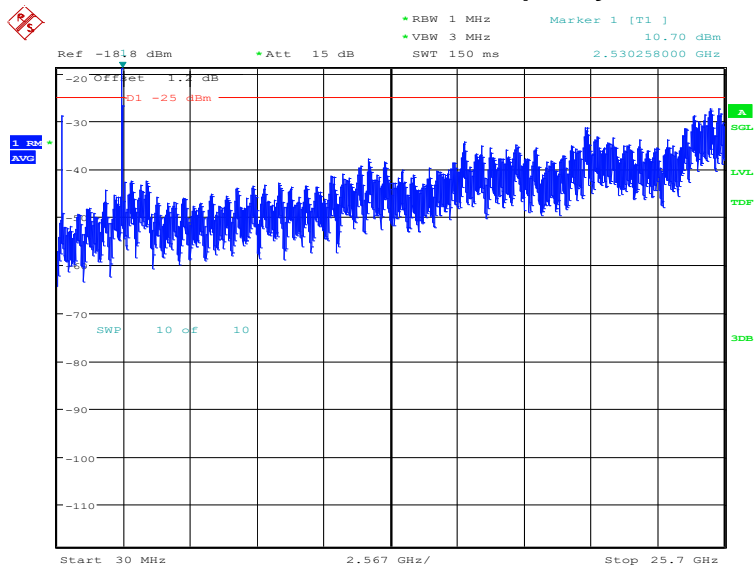
NOTE: peak above the limit line is the carrier frequency.



Date: 18.SEP.2021 11:17:38

LTE band 7: 30MHz – 25.7GHz

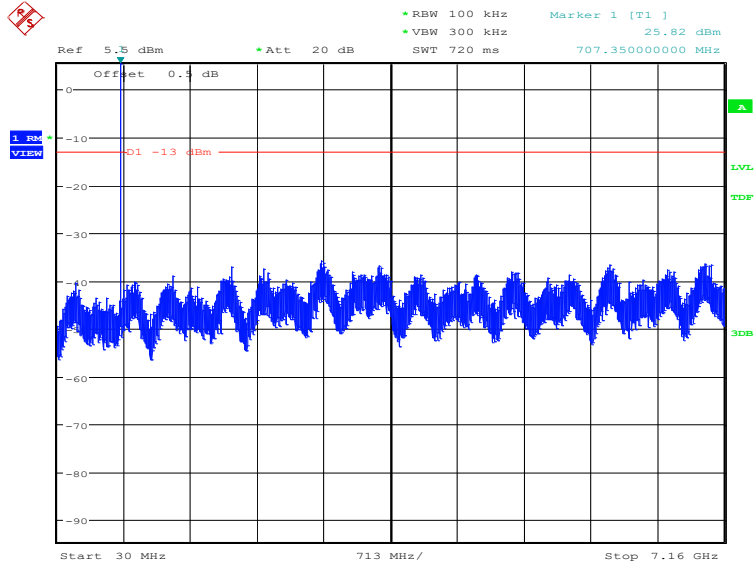
NOTE: peak above the limit line is the carrier frequency.



Date: 18.SEP.2021 11:18:57

LTE band 12: 30MHz – 7.16GHz

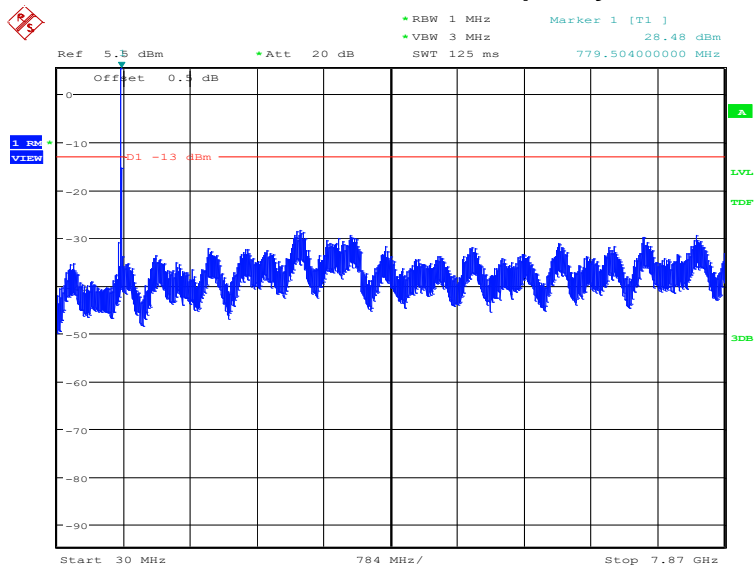
NOTE: peak above the limit line is the carrier frequency.



Date: 18.SEP.2021 11:19:40

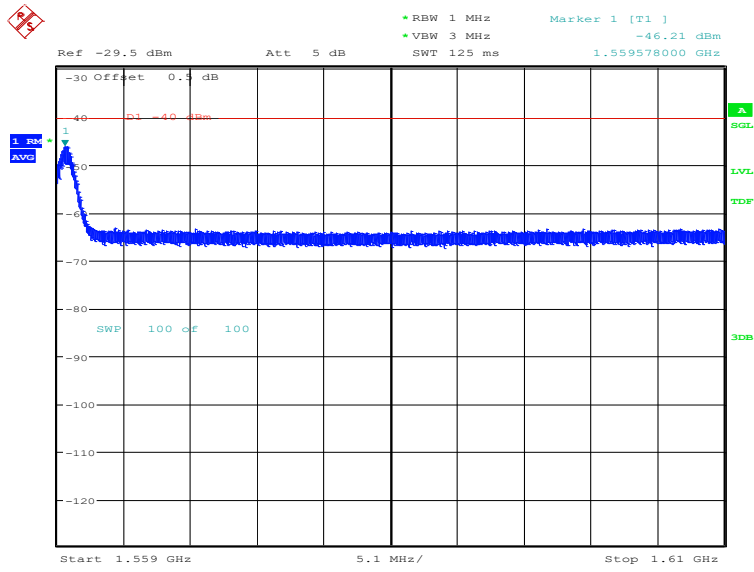
LTE band 13: 30MHz – 7.87GHz

NOTE: peak above the limit line is the carrier frequency.



Date: 18.SEP.2021 11:21:14

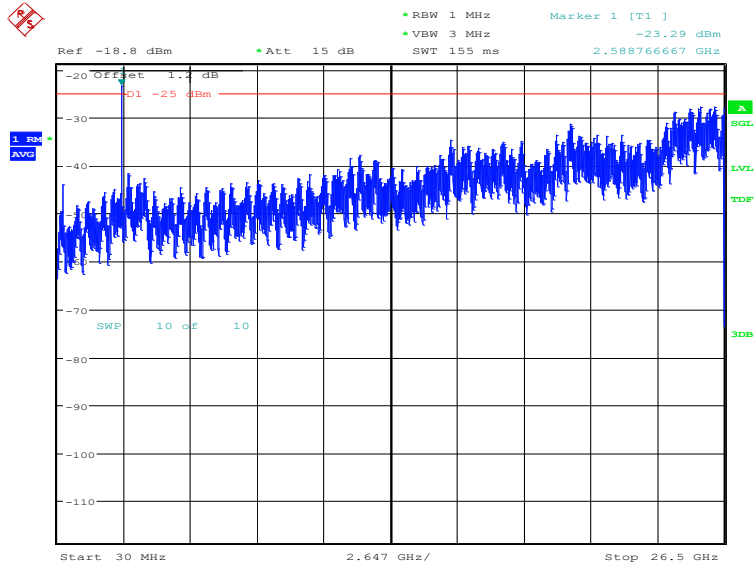
LTE band 13: 1559MHz – 1610MHz



Date: 18.SEP.2021 11:21:48

LTE band 41: 30MHz – 26.5GHz

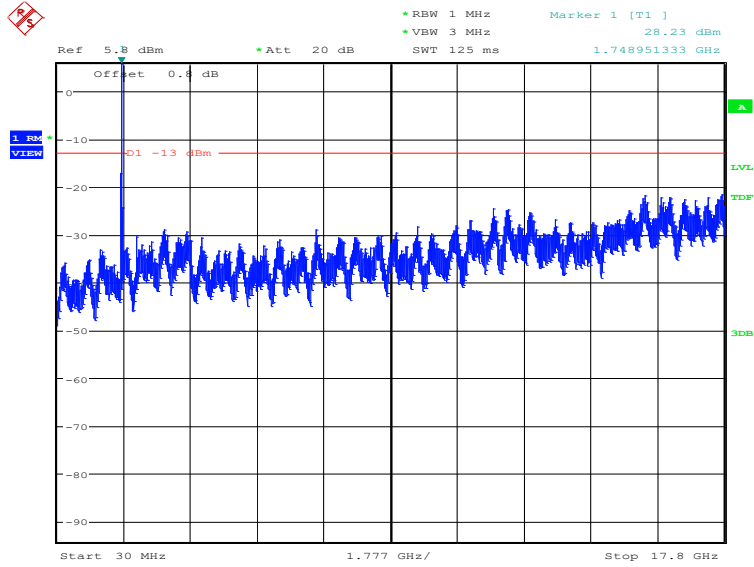
NOTE: peak above the limit line is the carrier frequency.



Date: 18.SEP.2021 16:01:20

LTE band 66: 30MHz – 17.8GHz

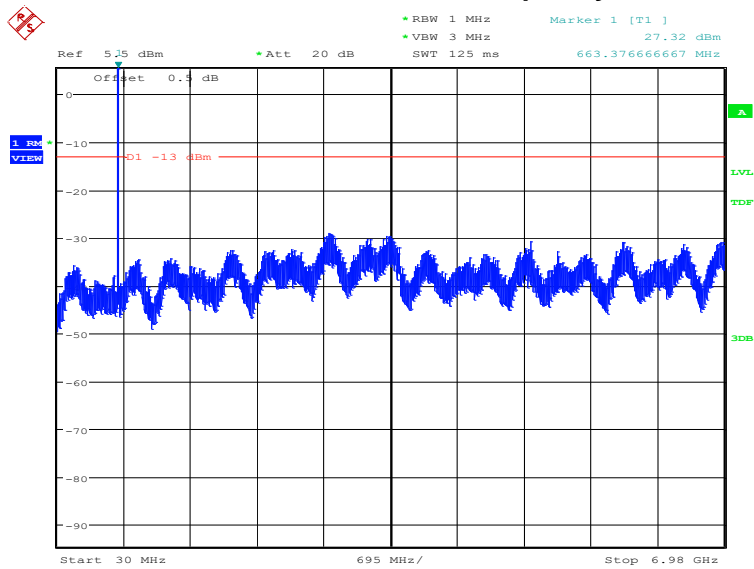
NOTE: peak above the limit line is the carrier frequency.



Date: 18.SEP.2021 11:22:32

LTE band 71: 30MHz – 6.98GHz

NOTE: peak above the limit line is the carrier frequency.



Date: 18.SEP.2021 11:15:33

A.8 Peak-to-Average Power Ratio

The peak-to-average ratio (PAR) of the transmission may not exceed 13 dB

- a) Refer to instrument's analyzer instruction manual for details on how to use the power statistics/CCDF function;
- b) Set resolution/measurement bandwidth \geq signal's occupied bandwidth;
- c) Set the number of counts to a value that stabilizes the measured CCDF curve;
- d) Record the maximum PAPR level associated with a probability of 0.1%.

LTE band 2, 20MHz

Frequency(MHz)	PAPR(dB)	
1880.0	QPSK	16QAM
	6.60	7.21

LTE band 7, 20MHz

Frequency(MHz)	PAPR(dB)	
2535.0	QPSK	16QAM
	6.86	7.28

LTE band 12,10MHz

Frequency(MHz)	PAPR(dB)	
707.5	QPSK	16QAM
	5.29	6.12

LTE band 13,10MHz

Frequency(MHz)	PAPR(dB)	
782.0	QPSK	16QAM
	5.32	6.22

LTE band 41, 20MHz

Frequency(MHz)	PAPR(dB)	
2593.0	QPSK	16QAM
	8.17	8.81

LTE band 66, 20MHz

Frequency(MHz)	PAPR(dB)	
1745.0	QPSK	16QAM
	6.47	7.18

LTE band 71, 20MHz

Frequency(MHz)	PAPR(dB)	
680.5	QPSK	16QAM
	6.70	7.28

Annex B: Accreditation Certificate

<p>United States Department of Commerce National Institute of Standards and Technology</p>  	
<hr/> Certificate of Accreditation to ISO/IEC 17025:2017 <hr/>	
NVLAP LAB CODE: 600118-0	
Telecommunication Technology Labs, CAICT Beijing China	
<i>is accredited by the National Voluntary Laboratory Accreditation Program for specific services, listed on the Scope of Accreditation, for:</i>	
Electromagnetic Compatibility & Telecommunications	
<i>This laboratory is accredited in accordance with the recognized International Standard ISO/IEC 17025:2017. This accreditation demonstrates technical competence for a defined scope and the operation of a laboratory quality management system (refer to joint ISO-ILAC-IAF Communique dated January 2009).</i>	
<hr/> 2021-09-29 through 2022-09-30 <i>Effective Dates</i>	 <hr/> <i>[Signature]</i> For the National Voluntary Laboratory Accreditation Program

END OF REPORT