



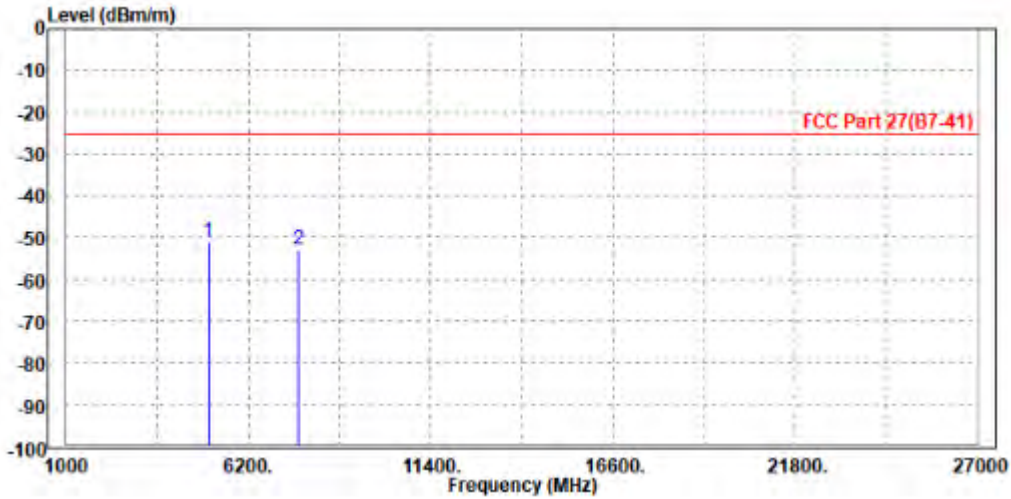
BUREAU VERITAS

Test Report No.: W7L-P22090015-4RF06

CHANNEL BANDWIDTH: 20MHz / QPSK

MODE	TX channel 21100	FREQUENCY RANGE	Above 1000MHz
ENVIRONMENTAL CONDITIONS	23deg. C, 70%RH	INPUT POWER	AC 120V/60HZ
TESTED BY	Jace Hu		
ANTENNA POLARITY & TEST DISTANCE: HORIZONTAL AT 3 M			

	Freq	Level	Read Level	Limit Line	Over Limit	Factor	Remark	Pol/Phase
	MHz	dBm/m	dBm	dBm/m	dB	dB/m		
1	PP 5070.000	-51.07	-60.87	-25.00	-26.07	9.80	Peak	Horizontal
2	7604.000	-52.86	-65.03	-25.00	-27.86	12.17	Peak	Horizontal

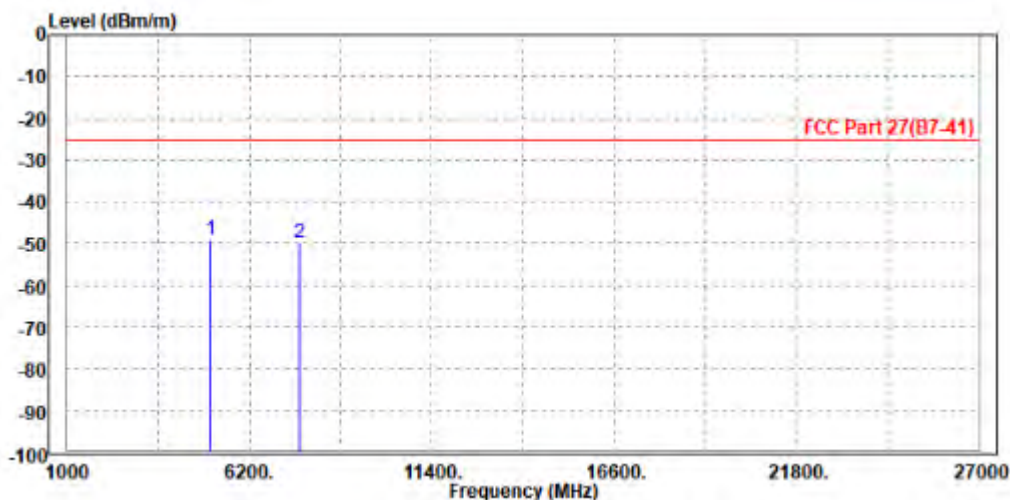




Test Report No.: W7L-P22090015-4RF06

MODE	TX channel 21100	FREQUENCY RANGE	Above 1000MHz
ENVIRONMENTAL CONDITIONS	23deg. C, 70%RH	INPUT POWER	AC 120V/60HZ
TESTED BY	Jace Hu		
ANTENNA POLARITY & TEST DISTANCE: VERTICAL AT 3 M			

	Freq	Level	Read Level	Limit Line	Over Limit	Factor	Remark	Pol/Phase
	MHz	dBm/m	dBm	dBm/m	dB	dB/m		
1	PP 5882.000	-49.11	-59.45	-25.00	-24.11	10.34	Peak	Vertical
2	7605.000	-49.68	-64.53	-25.00	-24.68	14.85	Peak	Vertical





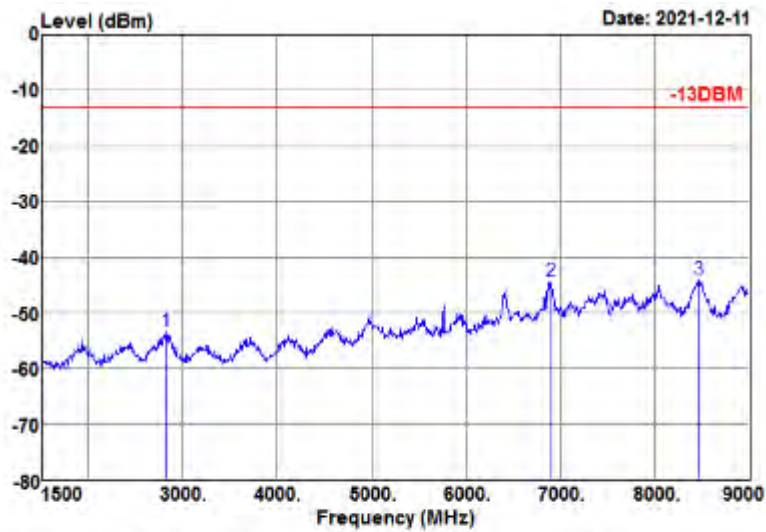
**BUREAU
VERITAS**

Test Report No.: W7L-P22090015-4RF06

LTE BAND 12

CHANNEL BANDWIDTH: 1.4MHz / QPSK

MODE	TX channel 23095	FREQUENCY RANGE	Above 1000MHz
ENVIRONMENTAL CONDITIONS	23deg. C, 70%RH	INPUT POWER	AC 120V/60HZ
TESTED BY	Jace Hu		
ANTENNA POLARITY & TEST DISTANCE: HORIZONTAL AT 3 M			

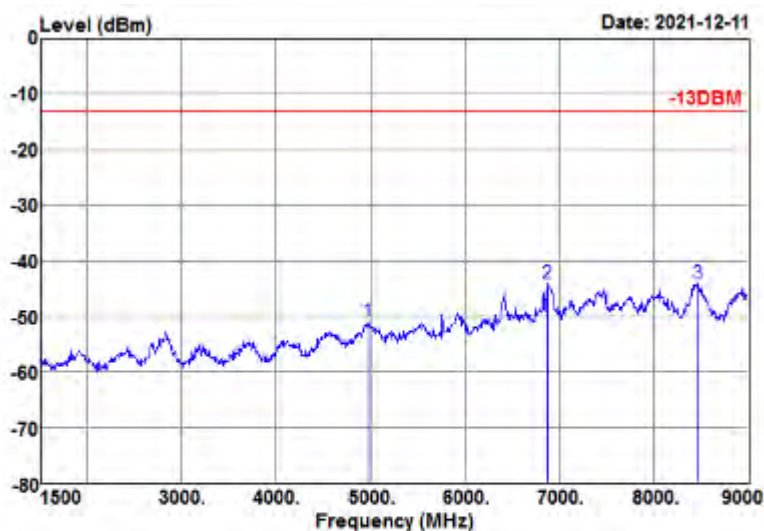


Freq MHz	Reading level dBm	Aux factor dB	level dBm	Limit level dBm	Over limit dB	Remark
2835.000	-61.10	7.70	-53.40	-13.00	-40.40	Peak
6900.000	-62.46	18.11	-44.35	-13.00	-31.35	Peak
8467.500	-63.28	19.26	-44.02	-13.00	-31.02	Peak



Test Report No.: W7L-P22090015-4RF06

MODE	TX channel 23095	FREQUENCY RANGE	Above 1000MHz
ENVIRONMENTAL CONDITIONS	23deg. C, 70%RH	INPUT POWER	AC 120V/60HZ
TESTED BY	Jace Hu		
ANTENNA POLARITY & TEST DISTANCE: VERTICAL AT 3 M			



Freq MHz	Reading level dBm	Aux factor dB	level dBm	Limit level dBm	Over limit dB	Remark
4972.500	-63.87	12.82	-51.05	-13.00	-38.05	Peak
6877.500	-62.61	18.44	-44.17	-13.00	-31.17	Peak
8467.500	-63.73	19.54	-44.19	-13.00	-31.19	Peak



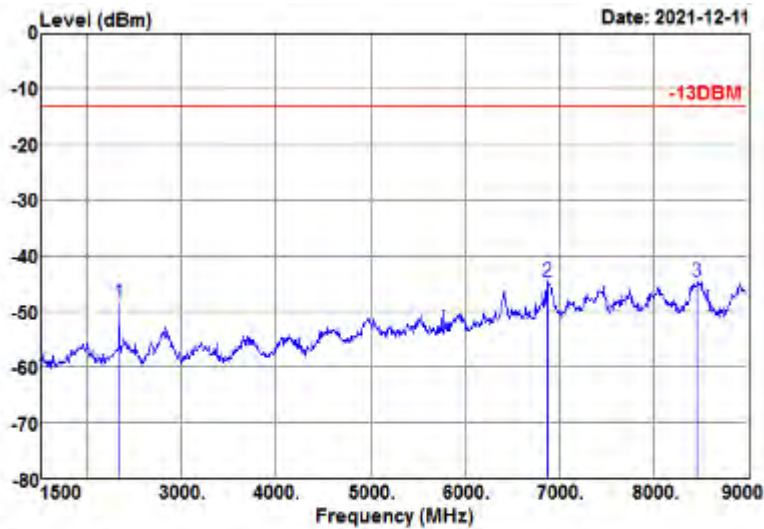
**BUREAU
VERITAS**

Test Report No.: W7L-P22090015-4RF06

CHANNEL BANDWIDTH: 3MHz / QPSK

CH23095

MODE	TX channel 23095	FREQUENCY RANGE	Above 1000MHz
ENVIRONMENTAL CONDITIONS	23deg. C, 70%RH	INPUT POWER	AC 120V/60HZ
TESTED BY	Jace Hu		
ANTENNA POLARITY & TEST DISTANCE: HORIZONTAL AT 3 M			

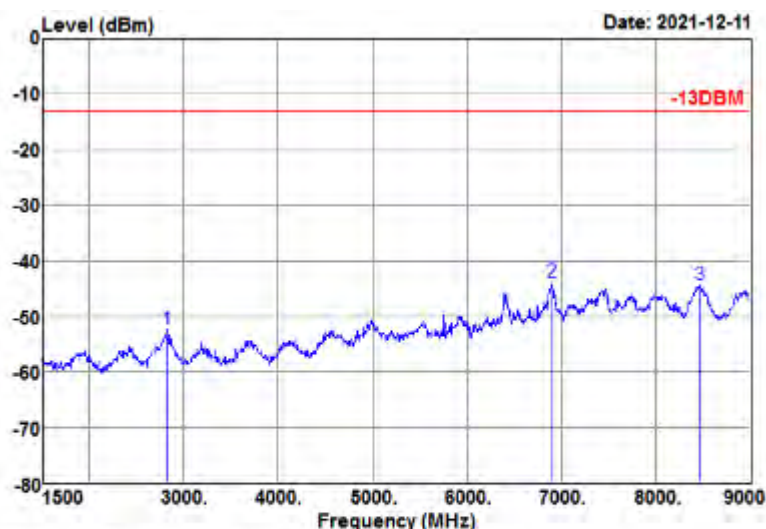


Freq MHz	Reading level dBm	Aux factor dB	level dBm	Limit level dBm	Over limit dB	Remark
2340.000	-56.73	8.25	-48.48	-13.00	-35.48	Peak
6885.000	-62.74	18.05	-44.69	-13.00	-31.69	Peak
8460.000	-63.83	19.26	-44.57	-13.00	-31.57	Peak



Test Report No.: W7L-P22090015-4RF06

MODE	TX channel 23095	FREQUENCY RANGE	Above 1000MHz
ENVIRONMENTAL CONDITIONS	23deg. C, 70%RH	INPUT POWER	AC 120V/60HZ
TESTED BY	Jace Hu		
ANTENNA POLARITY & TEST DISTANCE: VERTICAL AT 3 M			



Freq MHz	Reading level dBm	Aux factor dB	level dBm	Limit level dBm	Over limit dB	Remark
2835.000	-60.52	8.03	-52.49	-13.00	-39.49	Peak
6900.000	-62.34	18.53	-43.81	-13.00	-30.81	Peak
8467.500	-63.94	19.54	-44.40	-13.00	-31.40	Peak

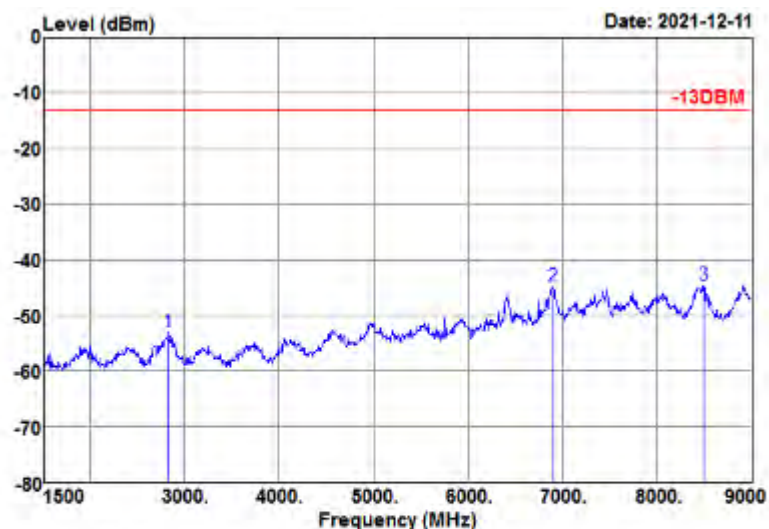


Test Report No.: W7L-P22090015-4RF06

CHANNEL BANDWIDTH: 5MHz / QPSK

CH23035

MODE	TX channel 23035	FREQUENCY RANGE	Above 1000MHz
ENVIRONMENTAL CONDITIONS	23deg. C, 70%RH	INPUT POWER	AC 120V/60HZ
TESTED BY	Jace Hu		
ANTENNA POLARITY & TEST DISTANCE: HORIZONTAL AT 3 M			

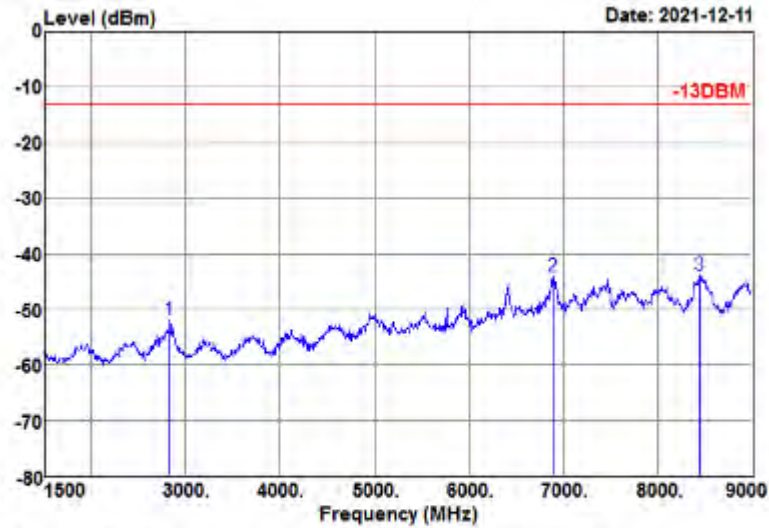


Freq MHz	Reading level dBm	Aux factor dB	level dBm	Limit level dBm	Over limit dB	Remark
2835.000	-60.86	7.70	-53.16	-13.00	-40.16	Peak
6907.500	-62.89	18.15	-44.74	-13.00	-31.74	Peak
8505.000	-63.96	19.28	-44.68	-13.00	-31.68	Peak



Test Report No.: W7L-P22090015-4RF06

MODE	TX channel 23035	FREQUENCY RANGE	Above 1000MHz
ENVIRONMENTAL CONDITIONS	23deg. C, 70%RH	INPUT POWER	AC 120V/60HZ
TESTED BY	Jace Hu		
ANTENNA POLARITY & TEST DISTANCE: VERTICAL AT 3 M			



Freq MHz	Reading level dBm	Aux factor dB	level dBm	Limit level dBm	Over limit dB	Remark
2835.000	-59.88	8.03	-51.85	-13.00	-38.85	Peak
6892.500	-62.64	18.50	-44.14	-13.00	-31.14	Peak
8445.000	-63.50	19.54	-43.96	-13.00	-30.96	Peak

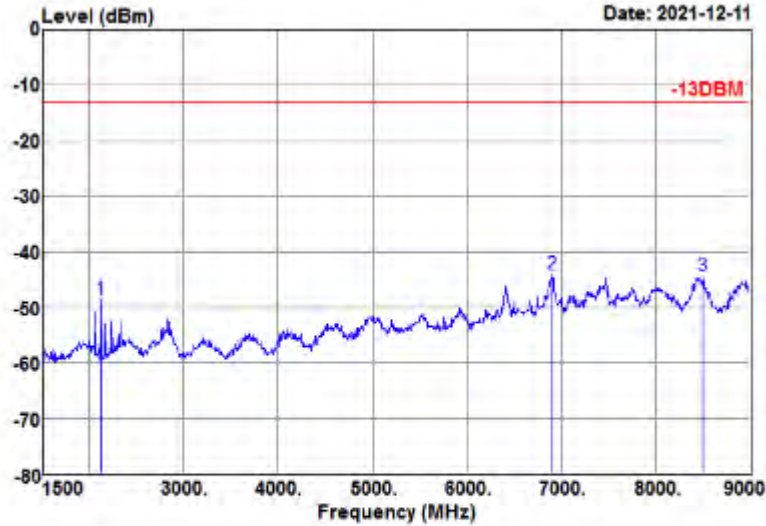


**BUREAU
VERITAS**

Test Report No.: W7L-P22090015-4RF06

CH23095

MODE	TX channel 23095	FREQUENCY RANGE	Above 1000MHz
ENVIRONMENTAL CONDITIONS	23deg. C, 70%RH	INPUT POWER	AC 120V/60HZ
TESTED BY	Jace Hu		
ANTENNA POLARITY & TEST DISTANCE: HORIZONTAL AT 3 M			

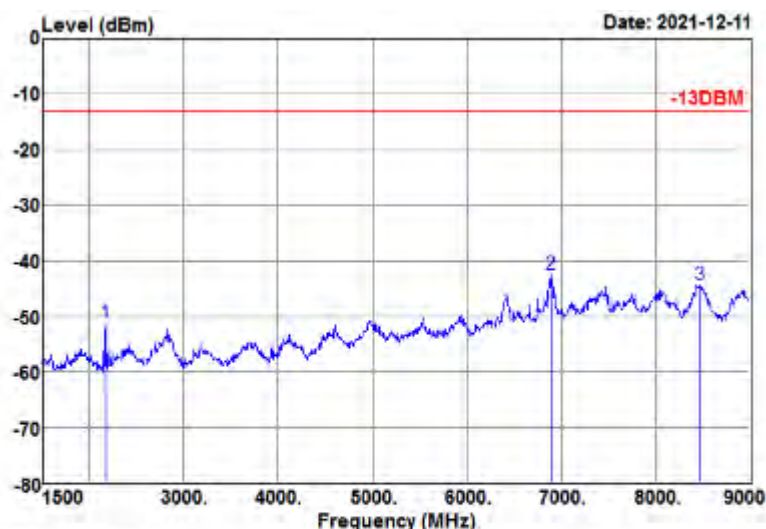


Freq MHz	Reading level dBm	Aux factor dB	level dBm	Limit level dBm	Over limit dB	Remark
2130.000	-56.42	7.80	-48.62	-13.00	-35.62	Peak
6900.000	-62.17	18.11	-44.06	-13.00	-31.06	Peak
8505.000	-63.72	19.28	-44.44	-13.00	-31.44	Peak



Test Report No.: W7L-P22090015-4RF06

MODE	TX channel 23095	FREQUENCY RANGE	Above 1000MHz
ENVIRONMENTAL CONDITIONS	23deg. C, 70%RH	INPUT POWER	AC 120V/60HZ
TESTED BY	Jace Hu		
ANTENNA POLARITY & TEST DISTANCE: VERTICAL AT 3 M			



Freq MHz	Reading level dBm	Aux factor dB	level dBm	Limit level dBm	Over limit dB	Remark
2175.000	-58.65	7.51	-51.14	-13.00	-38.14	Peak
6892.500	-61.05	18.50	-42.55	-13.00	-29.55	Peak
8475.000	-63.84	19.54	-44.30	-13.00	-31.30	Peak

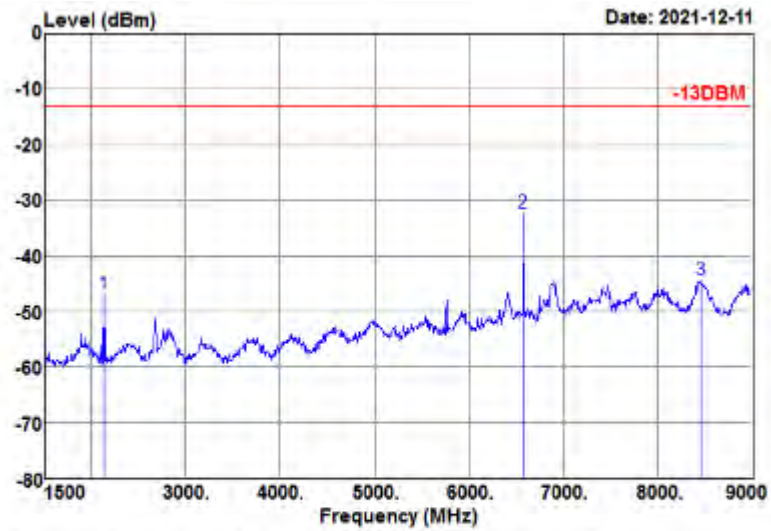
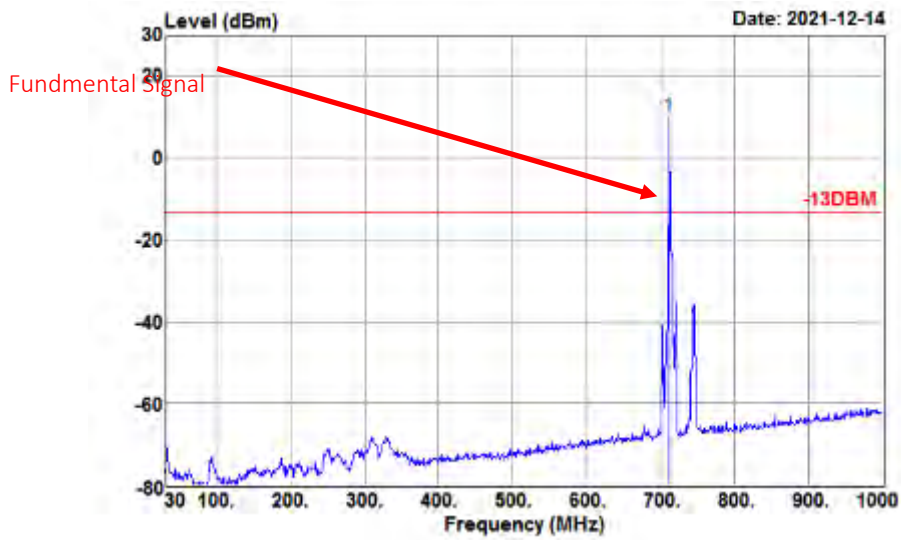


**BUREAU
VERITAS**

Test Report No.: W7L-P22090015-4RF06

CH23155

MODE	TX channel 23155	FREQUENCY RANGE	Above 1000MHz
ENVIRONMENTAL CONDITIONS	23deg. C, 70%RH	INPUT POWER	AC 120V/60HZ
TESTED BY	Jace Hu		
ANTENNA POLARITY & TEST DISTANCE: HORIZONTAL AT 3 M			

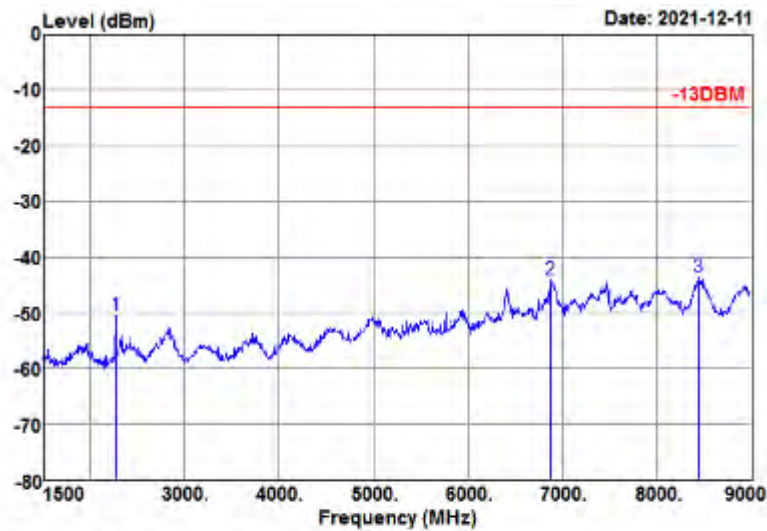
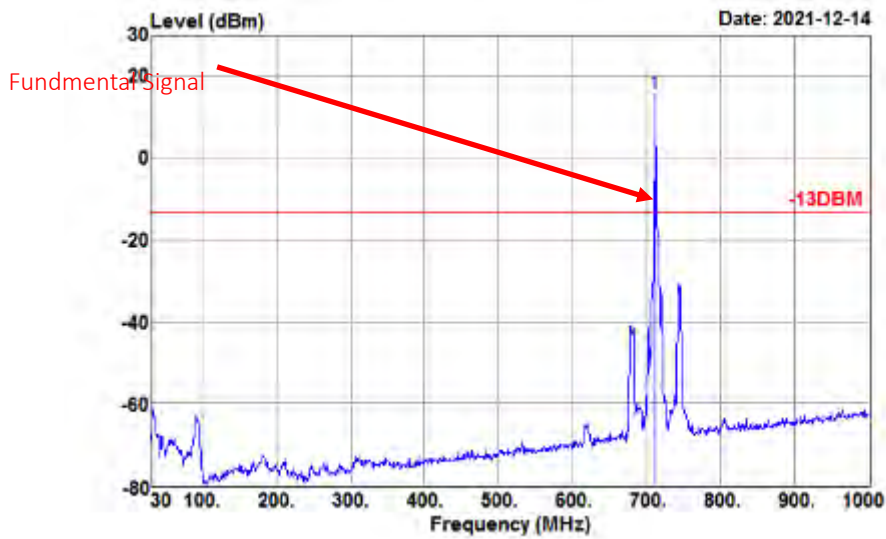


Freq MHz	Reading level dBm	Aux factor dB	level dBm	Limit level dBm	Over limit dB	Remark
2137.500	-54.82	7.82	-47.00	-13.00	-34.00	Peak
6577.500	-48.95	16.74	-32.21	-13.00	-19.21	Peak
8460.000	-63.61	19.26	-44.35	-13.00	-31.35	Peak



Test Report No.: W7L-P22090015-4RF06

MODE	TX channel 23155	FREQUENCY RANGE	Above 1000MHz
ENVIRONMENTAL CONDITIONS	23deg. C, 70%RH	INPUT POWER	AC 120V/60HZ
TESTED BY	Jace Hu		
ANTENNA POLARITY & TEST DISTANCE: VERTICAL AT 3 M			



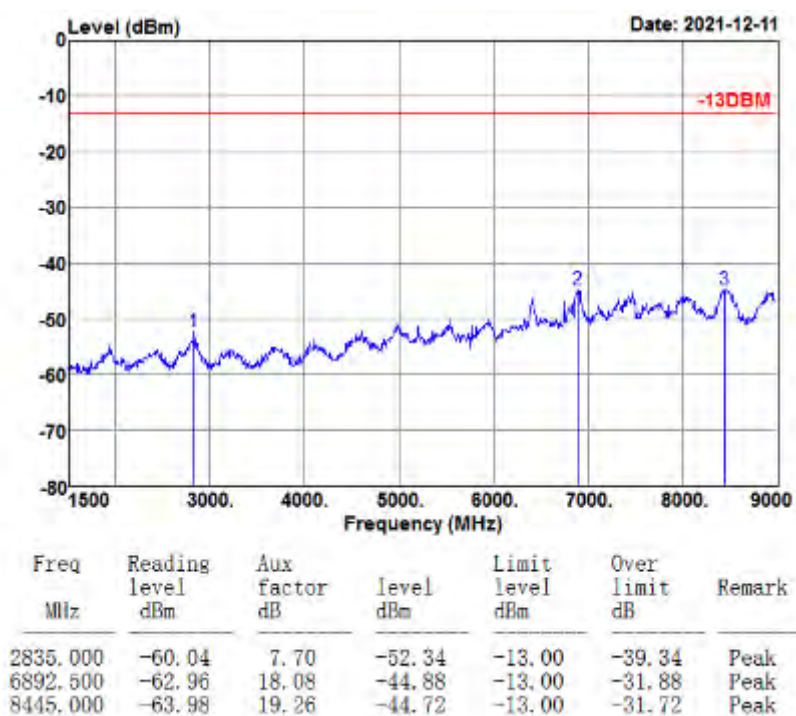
Freq MHz	Reading level dBm	Aux factor dB	level dBm	Limit level dBm	Over limit dB	Remark
2272.500	-58.24	7.81	-50.43	-13.00	-37.43	Peak
6877.500	-62.61	18.44	-44.17	-13.00	-31.17	Peak
8445.000	-63.28	19.54	-43.74	-13.00	-30.74	Peak



Test Report No.: W7L-P22090015-4RF06

CHANNEL BANDWIDTH: 10MHz / QPSK

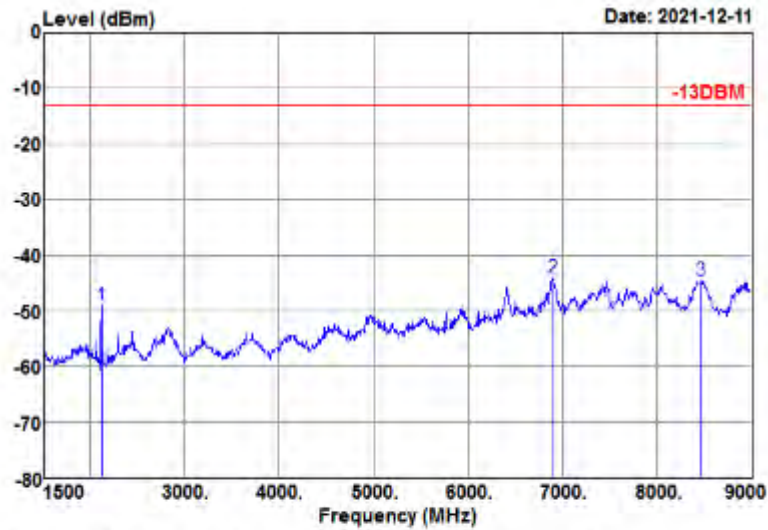
MODE	TX channel 23095	FREQUENCY RANGE	Above 1000MHz
ENVIRONMENTAL CONDITIONS	23deg. C, 70%RH	INPUT POWER	AC 120V/60HZ
TESTED BY	Jace Hu		
ANTENNA POLARITY & TEST DISTANCE: HORIZONTAL AT 3 M			





Test Report No.: W7L-P22090015-4RF06

MODE	TX channel 23095	FREQUENCY RANGE	Above 1000MHz
ENVIRONMENTAL CONDITIONS	23deg. C, 70%RH	INPUT POWER	AC 120V/60HZ
TESTED BY	Jace Hu		
ANTENNA POLARITY & TEST DISTANCE: VERTICAL AT 3 M			



Freq MHz	Reading level dBm	Aux factor dB	level dBm	Limit level dBm	Over limit dB	Remark
2122.500	-56.35	7.36	-48.99	-13.00	-35.99	Peak
6900.000	-62.71	18.53	-44.18	-13.00	-31.18	Peak
8475.000	-64.22	19.54	-44.68	-13.00	-31.68	Peak



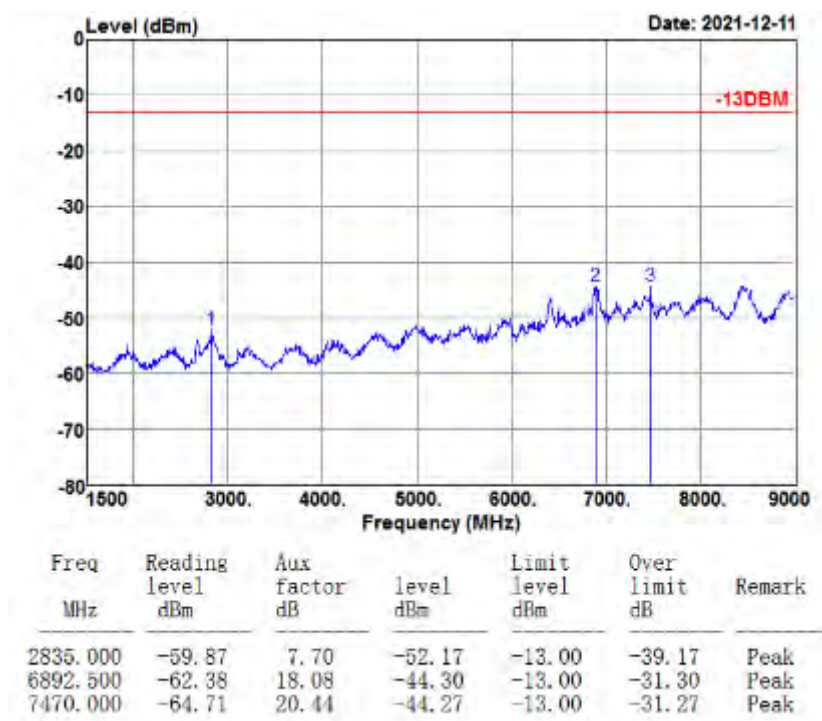
Test Report No.: W7L-P22090015-4RF06

LTE B13

CHANNEL BANDWIDTH: 5MHz / QPSK

CH23205

MODE	TX channel 23205	FREQUENCY RANGE	Above 1000MHz
ENVIRONMENTAL CONDITIONS	23deg. C, 70%RH	INPUT POWER	AC 120V/60HZ
TESTED BY	Jace Hu		
ANTENNA POLARITY & TEST DISTANCE: HORIZONTAL AT 3 M			

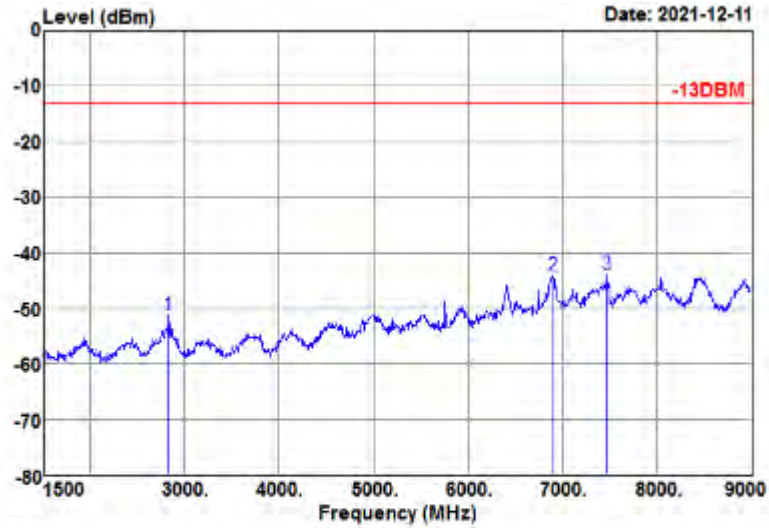




**BUREAU
VERITAS**

Test Report No.: W7L-P22090015-4RF06

MODE	TX channel 23205	FREQUENCY RANGE	Above 1000MHz
ENVIRONMENTAL CONDITIONS	23deg. C, 70%RH	INPUT POWER	AC 120V/60HZ
TESTED BY	Jace Hu		
ANTENNA POLARITY & TEST DISTANCE: VERTICAL AT 3 M			



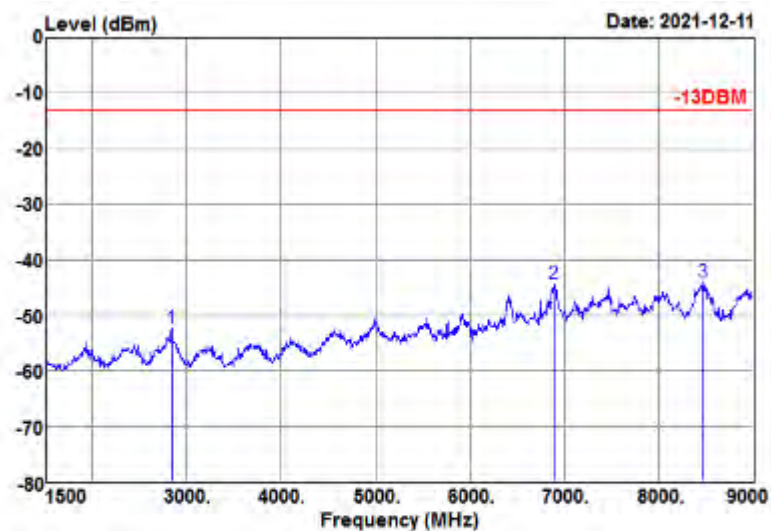
Freq MHz	Reading level dBm	Aux factor dB	level dBm	Limit level dBm	Over limit dB	Remark
2835.000	-59.16	8.03	-51.13	-13.00	-38.13	Peak
6900.000	-62.57	18.53	-44.04	-13.00	-31.04	Peak
7470.000	-64.85	20.99	-43.86	-13.00	-30.86	Peak



Test Report No.: W7L-P22090015-4RF06

CH23230

MODE	TX channel 23230	FREQUENCY RANGE	Above 1000MHz
ENVIRONMENTAL CONDITIONS	23deg. C, 70%RH	INPUT POWER	AC 120V/60HZ
TESTED BY	Jace Hu		
ANTENNA POLARITY & TEST DISTANCE: HORIZONTAL AT 3 M			

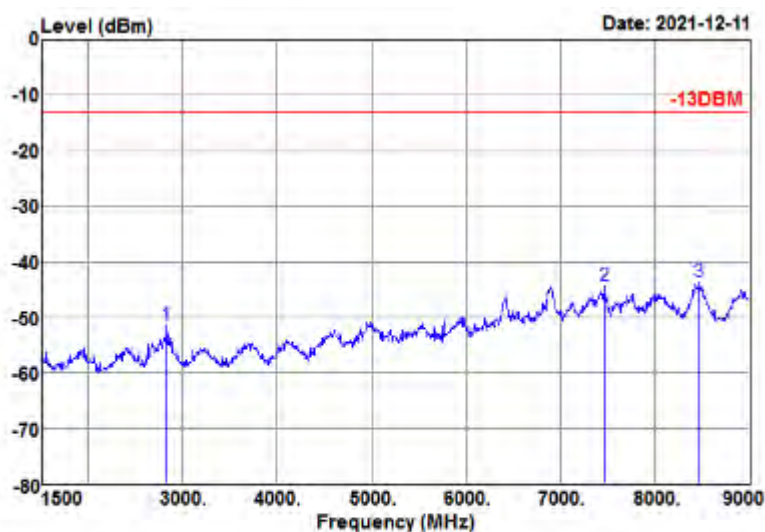


Freq MHz	Reading level dBm	Aux factor dB	level dBm	Limit level dBm	Over limit dB	Remark
2842.500	-60.05	7.66	-52.39	-13.00	-39.39	Peak
6892.500	-62.40	18.08	-44.32	-13.00	-31.32	Peak
8467.500	-63.34	19.26	-44.08	-13.00	-31.08	Peak



Test Report No.: W7L-P22090015-4RF06

MODE	TX channel 23230	FREQUENCY RANGE	Above 1000MHz
ENVIRONMENTAL CONDITIONS	23deg. C, 70%RH	INPUT POWER	AC 120V/60HZ
TESTED BY	Jace Hu		
ANTENNA POLARITY & TEST DISTANCE: VERTICAL AT 3 M			



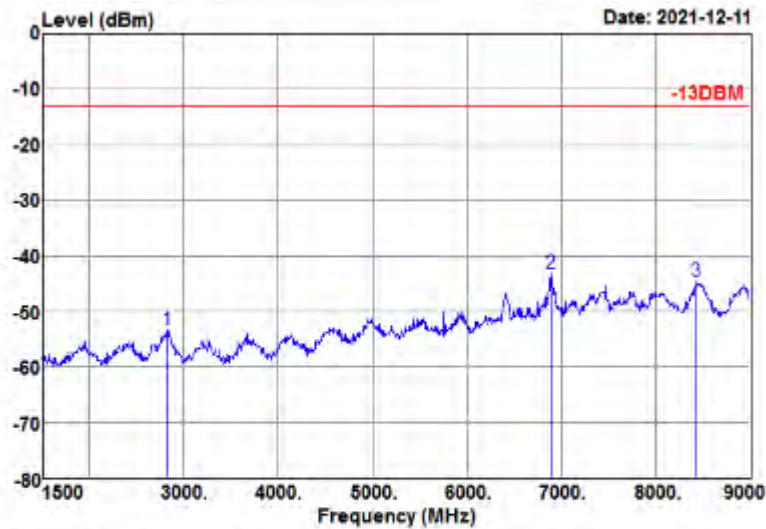
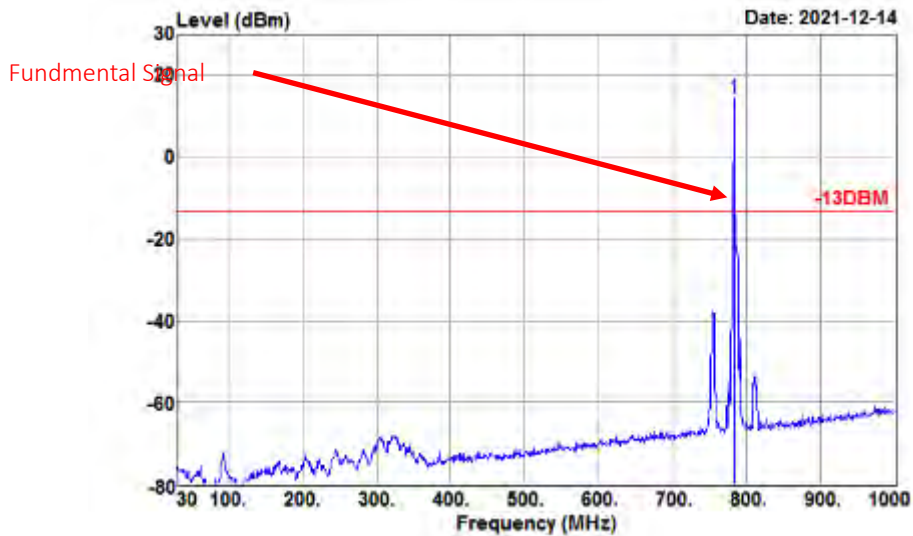
Freq MHz	Reading level dBm	Aux factor dB	level dBm	Limit level dBm	Over limit dB	Remark
2835.000	-59.53	8.03	-51.50	-13.00	-38.50	Peak
7470.000	-65.26	20.99	-44.27	-13.00	-31.27	Peak
8475.000	-63.21	19.54	-43.67	-13.00	-30.67	Peak



Test Report No.: W7L-P22090015-4RF06

CH23255

MODE	TX channel 23255	FREQUENCY RANGE	Above 1000MHz
ENVIRONMENTAL CONDITIONS	23deg. C, 70%RH	INPUT POWER	AC 120V/60HZ
TESTED BY	Jace Hu		
ANTENNA POLARITY & TEST DISTANCE: HORIZONTAL AT 3 M			

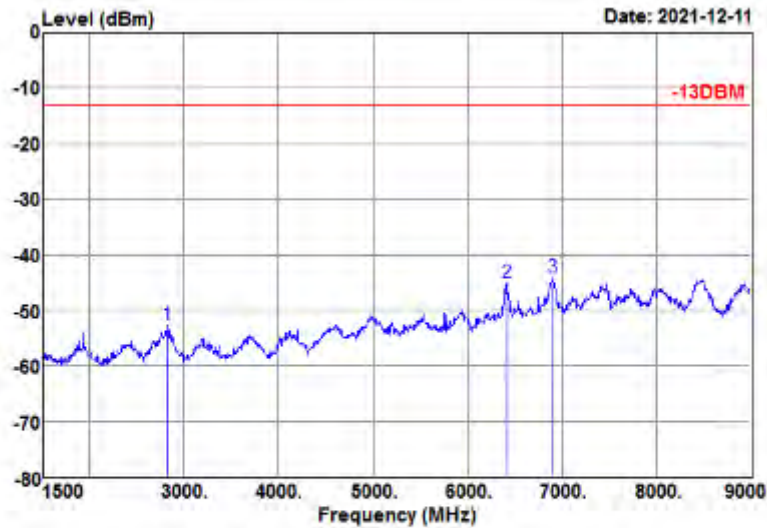
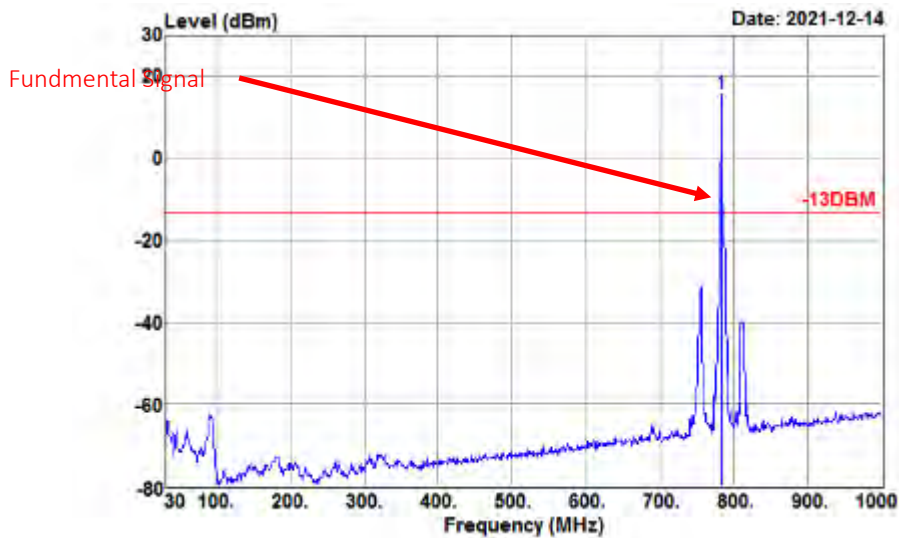


Freq MHz	Reading level dBm	Aux factor dB	level dBm	Limit level dBm	Over limit dB	Remark
2835.000	-61.05	7.70	-53.35	-13.00	-40.35	Peak
6892.500	-61.15	18.08	-43.07	-13.00	-30.07	Peak
8437.500	-63.82	19.26	-44.56	-13.00	-31.56	Peak



Test Report No.: W7L-P22090015-4RF06

MODE	TX channel 23255	FREQUENCY RANGE	Above 1000MHz
ENVIRONMENTAL CONDITIONS	23deg. C, 70%RH	INPUT POWER	AC 120V/60HZ
TESTED BY	Jace Hu		
ANTENNA POLARITY & TEST DISTANCE: VERTICAL AT 3 M			



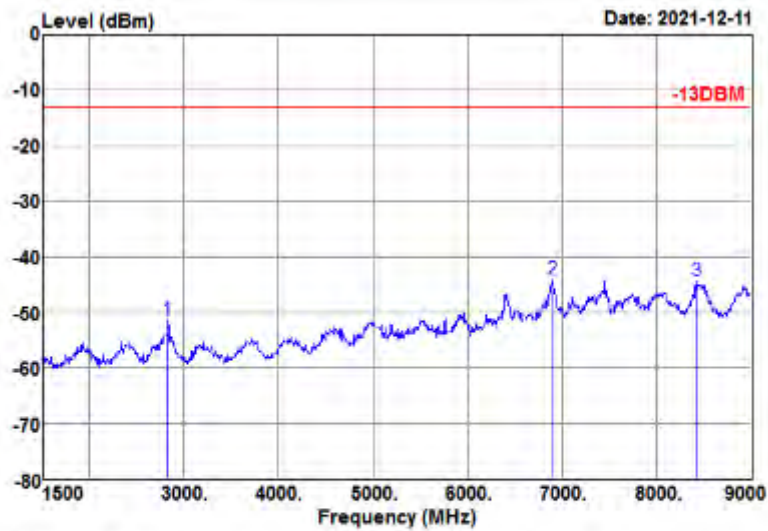
Freq MHz	Reading level dBm	Aux factor dB	level dBm	Limit level dBm	Over limit dB	Remark
2835.000	-60.70	8.03	-52.67	-13.00	-39.67	Peak
6420.000	-61.48	16.50	-44.98	-13.00	-31.98	Peak
6907.500	-62.80	18.57	-44.23	-13.00	-31.23	Peak



Test Report No.: W7L-P22090015-4RF06

CHANNEL BANDWIDTH: 10MHz /QPSK

MODE	TX channel 23230	FREQUENCY RANGE	Above 1000MHz
ENVIRONMENTAL CONDITIONS	23deg. C, 70%RH	INPUT POWER	AC 120V/60HZ
TESTED BY	Jace Hu		
ANTENNA POLARITY & TEST DISTANCE: HORIZONTAL AT 3 M			

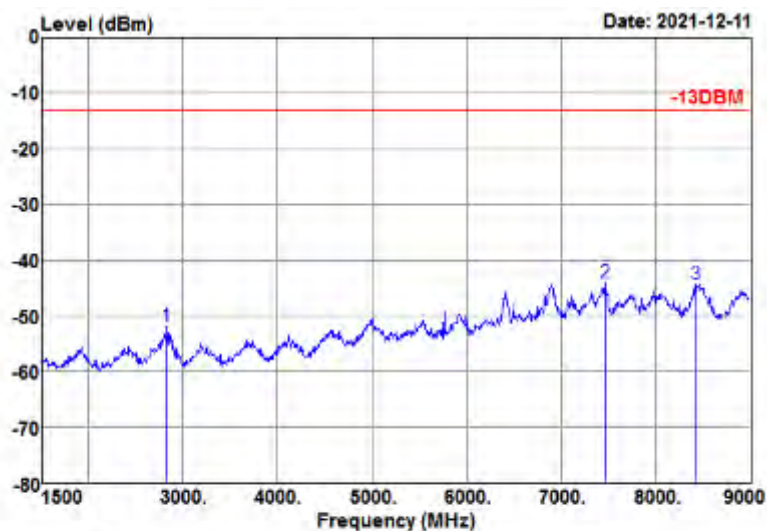


Freq MHz	Reading level dBm	Aux factor dB	level dBm	Limit level dBm	Over limit dB	Remark
2835.000	-59.15	7.70	-51.45	-13.00	-38.45	Peak
6900.000	-62.25	18.11	-44.14	-13.00	-31.14	Peak
8430.000	-63.69	19.25	-44.44	-13.00	-31.44	Peak



Test Report No.: W7L-P22090015-4RF06

MODE	TX channel 23230	FREQUENCY RANGE	Above 1000MHz
ENVIRONMENTAL CONDITIONS	23deg. C, 70%RH	INPUT POWER	AC 120V/60HZ
TESTED BY	Jace Hu		
ANTENNA POLARITY & TEST DISTANCE: VERTICAL AT 3 M			



Freq MHz	Reading level dBm	Aux factor dB	level dBm	Limit level dBm	Over limit dB	Remark
2835.000	-59.84	8.03	-51.81	-13.00	-38.81	Peak
7470.000	-65.22	20.99	-44.23	-13.00	-31.23	Peak
8430.000	-63.84	19.53	-44.31	-13.00	-31.31	Peak



Test Report No.: W7L-P22090015-4RF06

LTE B17

NOTE:

The data of LTE17 is contained in LTE12, and the data only reflects the segments of LTE 12.

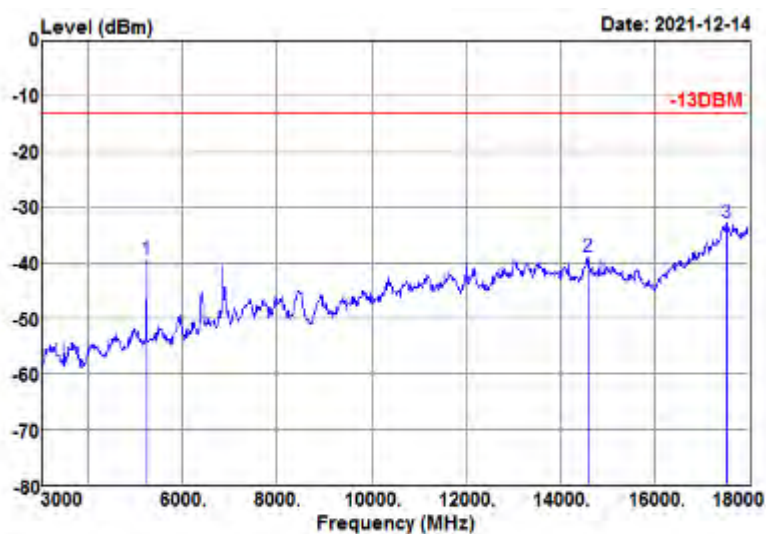


Test Report No.: W7L-P22090015-4RF06

LTE B66

CHANNEL BANDWIDTH: 1.4MHz / QPSK

MODE	TX channel 132322	FREQUENCY RANGE	Above 1000MHz
ENVIRONMENTAL CONDITIONS	23deg. C, 70%RH	INPUT POWER	AC 120V/60HZ
TESTED BY	Jace Hu		
ANTENNA POLARITY & TEST DISTANCE: HORIZONTAL AT 3 M			

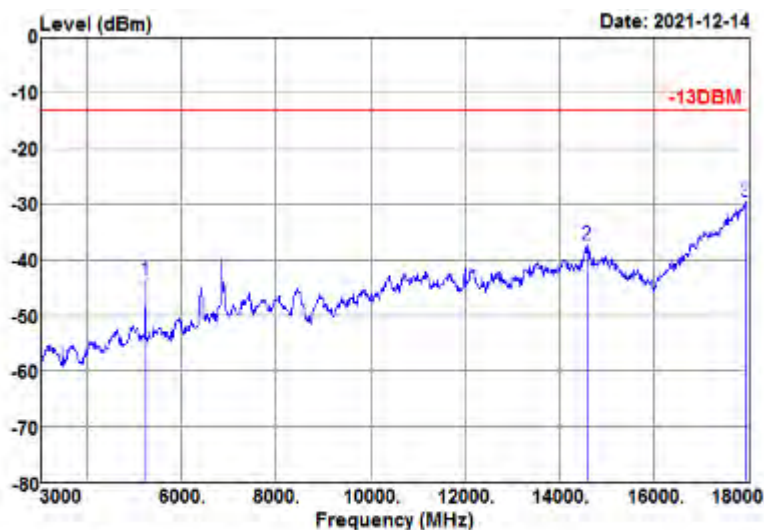


Freq MHz	Reading level dBm	Aux factor dB	level dBm	Limit level dBm	Over limit dB	Remark
5235.000	-52.12	12.67	-39.45	-13.00	-26.45	Peak
14595.000	-65.52	26.53	-38.99	-13.00	-25.99	Peak
17520.000	-68.50	35.79	-32.71	-13.00	-19.71	Peak



Test Report No.: W7L-P22090015-4RF06

MODE	TX channel 132322	FREQUENCY RANGE	Above 1000MHz
ENVIRONMENTAL CONDITIONS	23deg. C, 70%RH	INPUT POWER	AC 120V/60HZ
TESTED BY	Jace Hu		
ANTENNA POLARITY & TEST DISTANCE: VERTICAL AT 3 M			



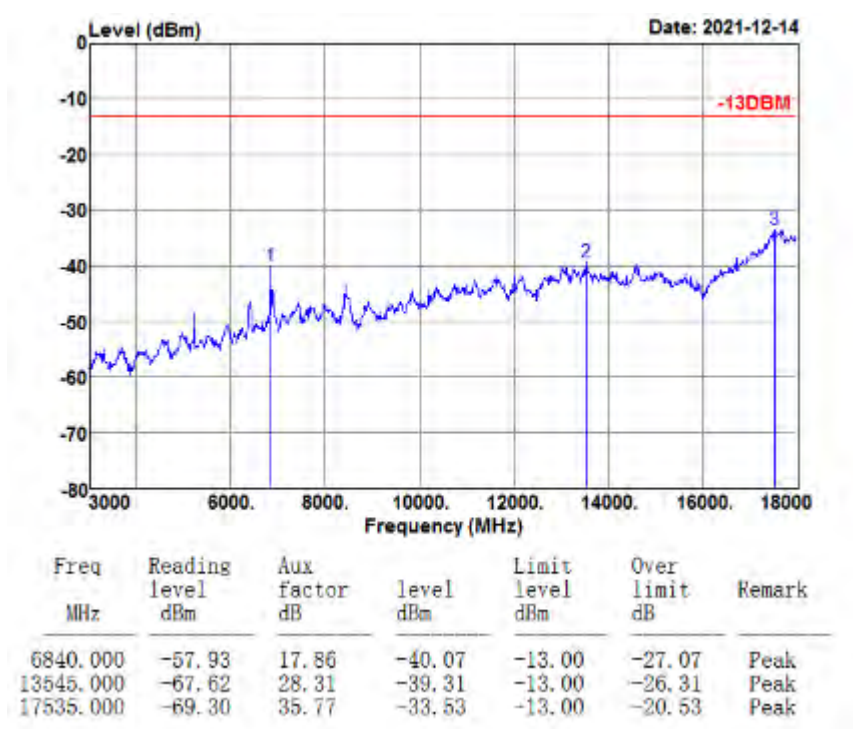
Freq MHz	Reading level dBm	Aux factor dB	level dBm	Limit level dBm	Over limit dB	Remark
5235.000	-56.56	12.90	-43.66	-13.00	-30.66	Peak
14595.000	-65.58	28.28	-37.30	-13.00	-24.30	Peak
17940.000	-69.35	39.91	-29.44	-13.00	-16.44	Peak



Test Report No.: W7L-P22090015-4RF06

CHANNEL BANDWIDTH: 3MHz / QPSK

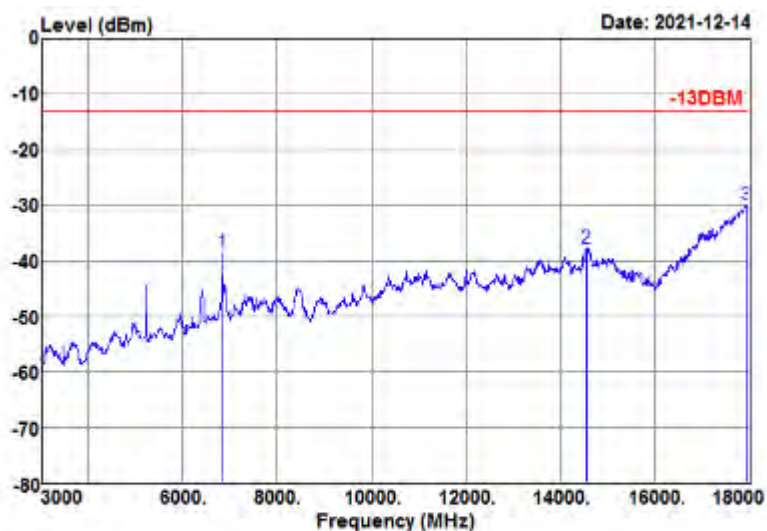
MODE	TX channel 132322	FREQUENCY RANGE	Above 1000MHz
ENVIRONMENTAL CONDITIONS	23deg. C, 70%RH	INPUT POWER	AC 120V/60HZ
TESTED BY	Jace Hu		
ANTENNA POLARITY & TEST DISTANCE: HORIZONTAL AT 3 M			





Test Report No.: W7L-P22090015-4RF06

MODE	TX channel 132322	FREQUENCY RANGE	Above 1000MHz
ENVIRONMENTAL CONDITIONS	23deg. C, 70%RH	INPUT POWER	AC 120V/60HZ
TESTED BY	Jace Hu		
ANTENNA POLARITY & TEST DISTANCE: VERTICAL AT 3 M			



Freq MHz	Reading level dBm	Aux factor dB	level dBm	Limit level dBm	Over limit dB	Remark
6840.000	-56.56	18.20	-38.36	-13.00	-25.36	Peak
14565.000	-65.98	28.24	-37.74	-13.00	-24.74	Peak
17940.000	-69.79	39.91	-29.88	-13.00	-16.88	Peak

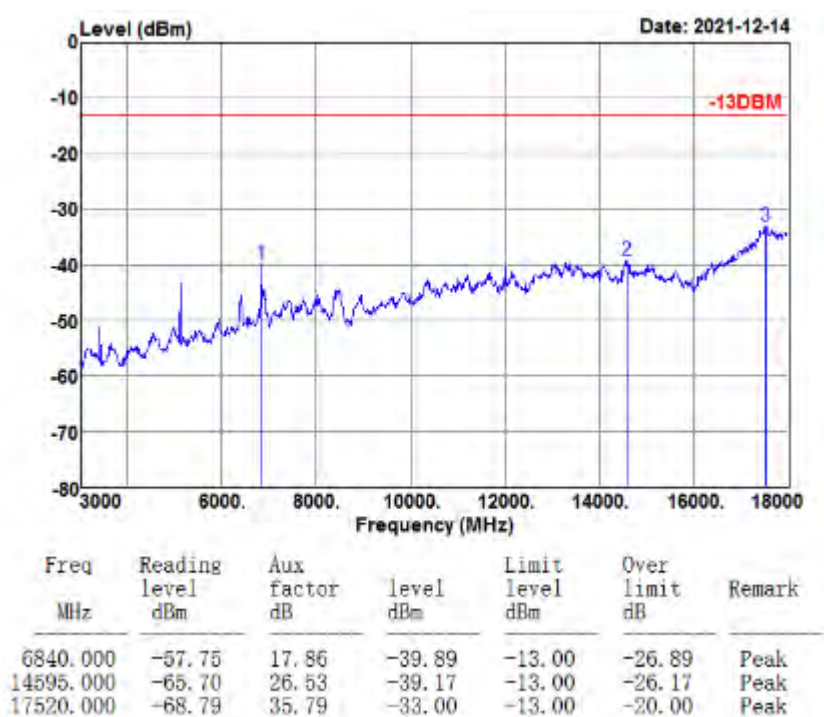


Test Report No.: W7L-P22090015-4RF06

CHANNEL BANDWIDTH: 5MHz / QPSK

CH131997

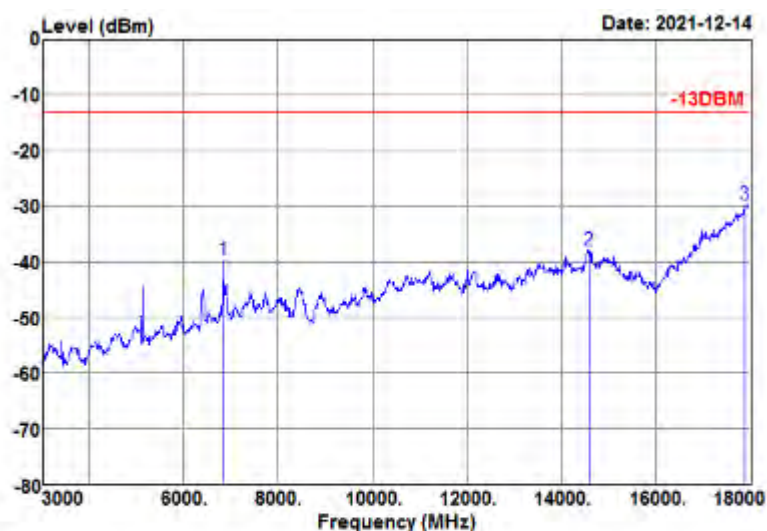
MODE	TX channel 131997	FREQUENCY RANGE	Above 1000MHz
ENVIRONMENTAL CONDITIONS	23deg. C, 70%RH	INPUT POWER	AC 120V/60HZ
TESTED BY	Jace Hu		
ANTENNA POLARITY & TEST DISTANCE: HORIZONTAL AT 3 M			





Test Report No.: W7L-P22090015-4RF06

MODE	TX channel 131997	FREQUENCY RANGE	Above 1000MHz
ENVIRONMENTAL CONDITIONS	23deg. C, 70%RH	INPUT POWER	AC 120V/60HZ
TESTED BY	Jace Hu		
ANTENNA POLARITY & TEST DISTANCE: VERTICAL AT 3 M			



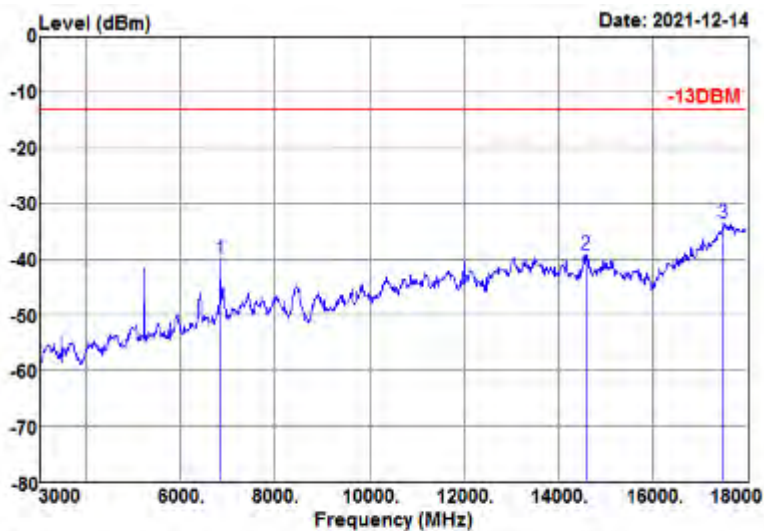
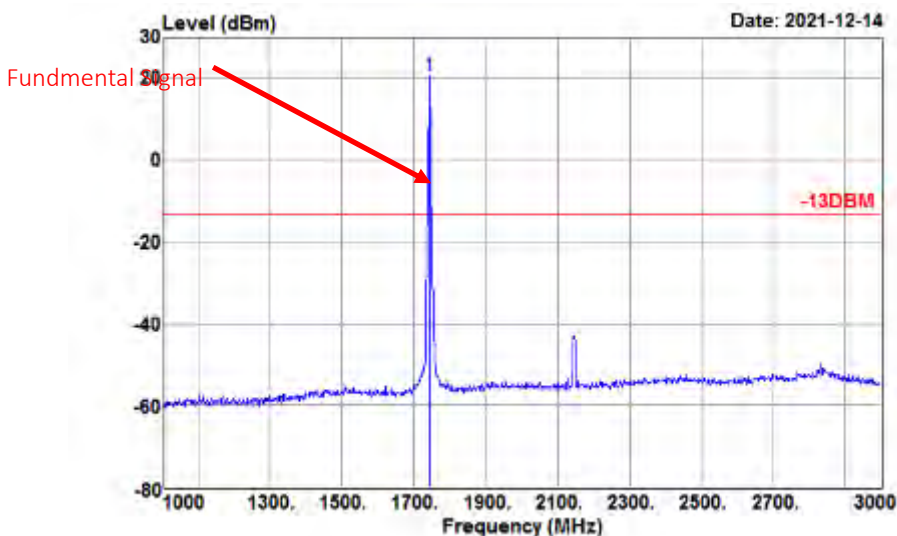
Freq MHz	Reading level dBm	Aux factor dB	level dBm	Limit level dBm	Over limit dB	Remark
6840.000	-57.81	18.20	-39.61	-13.00	-26.61	Peak
14595.000	-66.17	28.28	-37.89	-13.00	-24.89	Peak
17895.000	-69.18	39.55	-29.63	-13.00	-16.63	Peak



Test Report No.: W7L-P22090015-4RF06

CH132322

MODE	TX channel 132322	FREQUENCY RANGE	Above 1000MHz
ENVIRONMENTAL CONDITIONS	23deg. C, 70%RH	INPUT POWER	AC 120V/60HZ
TESTED BY	Jace Hu		
ANTENNA POLARITY & TEST DISTANCE: HORIZONTAL AT 3 M			

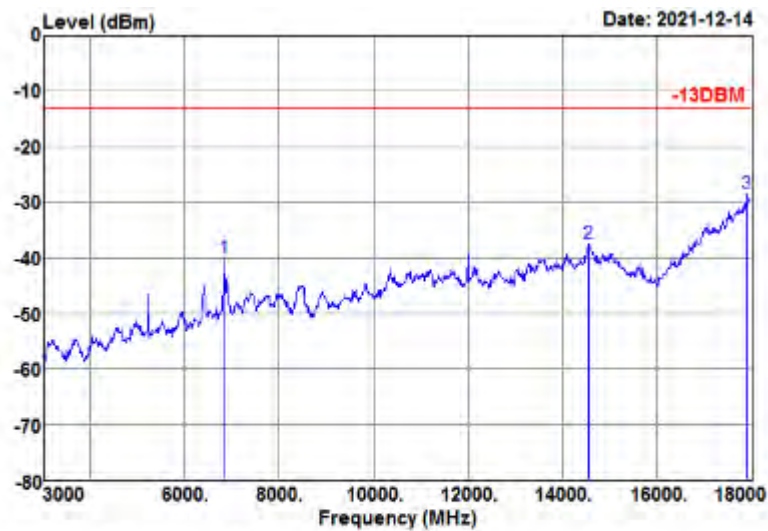
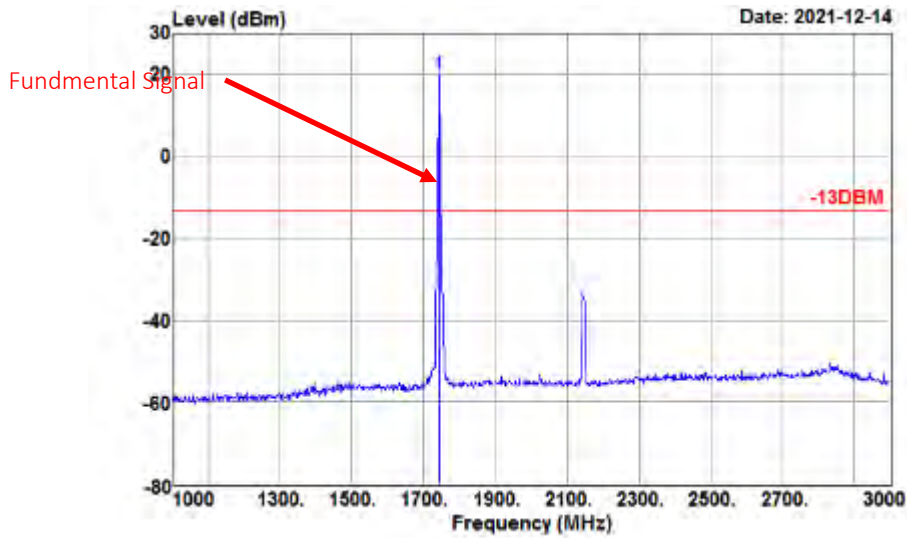


Freq MHz	Reading level dBm	Aux factor dB	level dBm	Limit level dBm	Over limit dB	Remark
6840.000	-57.75	17.86	-39.89	-13.00	-26.89	Peak
14580.000	-65.58	26.50	-39.08	-13.00	-26.08	Peak
17505.000	-69.24	35.81	-33.43	-13.00	-20.43	Peak



Test Report No.: W7L-P22090015-4RF06

MODE	TX channel 132322	FREQUENCY RANGE	Above 1000MHz
ENVIRONMENTAL CONDITIONS	23deg. C, 70%RH	INPUT POWER	AC 120V/60HZ
TESTED BY	Jace Hu		
ANTENNA POLARITY & TEST DISTANCE: VERTICAL AT 3 M			



Freq MHz	Reading level dBm	Aux factor dB	level dBm	Limit level dBm	Over limit dB	Remark
6840.000	-58.32	18.20	-40.12	-13.00	-27.12	Peak
14565.000	-65.85	28.24	-37.61	-13.00	-24.61	Peak
17925.000	-68.34	39.79	-28.55	-13.00	-15.55	Peak

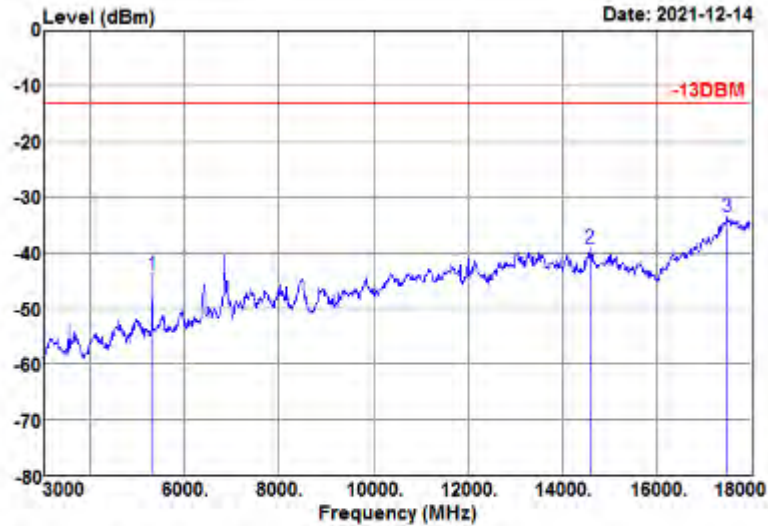


**BUREAU
VERITAS**

Test Report No.: W7L-P22090015-4RF06

CH132647

MODE	TX channel 132647	FREQUENCY RANGE	Above 1000MHz
ENVIRONMENTAL CONDITIONS	23deg. C, 70%RH	INPUT POWER	AC 120V/60HZ
TESTED BY	Jace Hu		
ANTENNA POLARITY & TEST DISTANCE: HORIZONTAL AT 3 M			

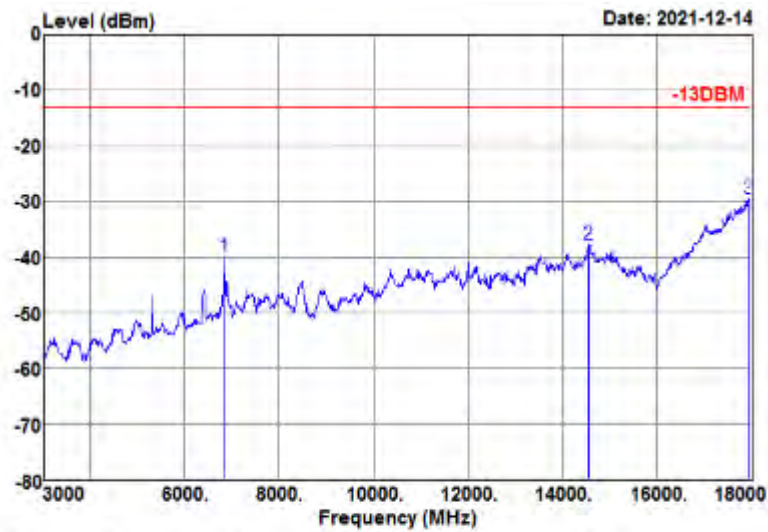


Freq MHz	Reading level dBm	Aux factor dB	level dBm	Limit level dBm	Over limit dB	Remark
5325.000	-56.74	12.76	-43.98	-13.00	-30.98	Peak
14595.000	-65.79	26.53	-39.26	-13.00	-26.26	Peak
17490.000	-69.26	35.73	-33.53	-13.00	-20.53	Peak



Test Report No.: W7L-P22090015-4RF06

MODE	TX channel 132647	FREQUENCY RANGE	Above 1000MHz
ENVIRONMENTAL CONDITIONS	23deg. C, 70%RH	INPUT POWER	AC 120V/60HZ
TESTED BY	Jace Hu		
ANTENNA POLARITY & TEST DISTANCE: VERTICAL AT 3 M			



Freq MHz	Reading level dBm	Aux factor dB	level dBm	Limit level dBm	Over limit dB	Remark
6840.000	-58.17	18.20	-39.97	-13.00	-26.97	Peak
14565.000	-65.89	28.24	-37.65	-13.00	-24.65	Peak
17955.000	-69.47	40.04	-29.43	-13.00	-16.43	Peak

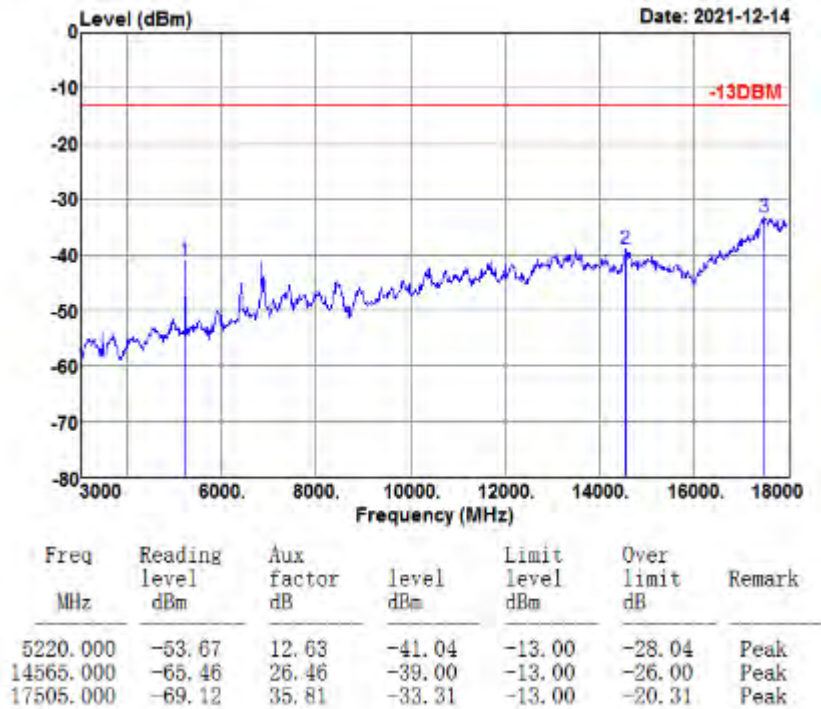


Test Report No.: W7L-P22090015-4RF06

CHANNEL BANDWIDTH: 10MHz / QPSK

CH132322

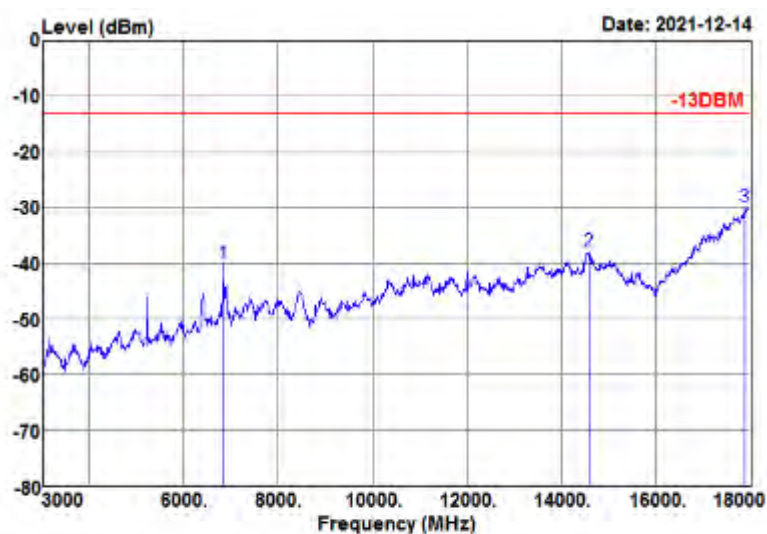
MODE	TX channel 132322	FREQUENCY RANGE	Above 1000MHz
ENVIRONMENTAL CONDITIONS	23deg. C, 70%RH	INPUT POWER	AC 120V/60HZ
TESTED BY	Jace Hu		
ANTENNA POLARITY & TEST DISTANCE: HORIZONTAL AT 3 M			





Test Report No.: W7L-P22090015-4RF06

MODE	TX channel 132322	FREQUENCY RANGE	Above 1000MHz
ENVIRONMENTAL CONDITIONS	23deg. C, 70%RH	INPUT POWER	AC 120V/60HZ
TESTED BY	Jace Hu		
ANTENNA POLARITY & TEST DISTANCE: VERTICAL AT 3 M			



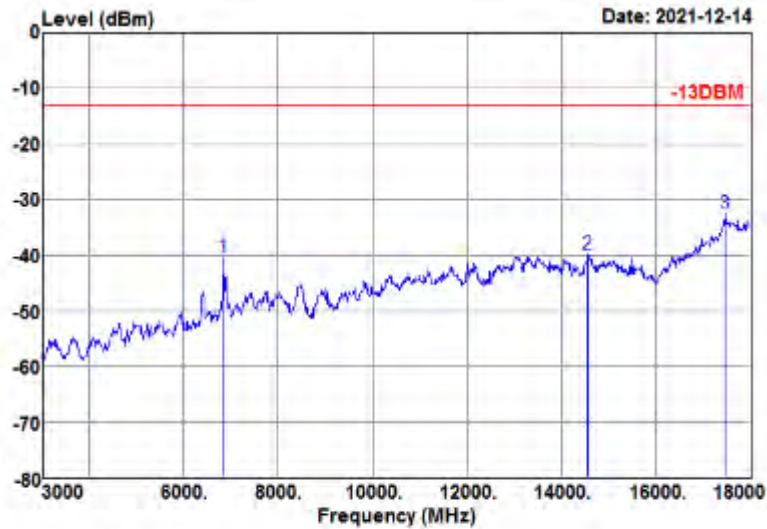
Freq MHz	Reading level dBm	Aux factor dB	level dBm	Limit level dBm	Over limit dB	Remark
6840.000	-58.24	18.20	-40.04	-13.00	-27.04	Peak
14595.000	-66.23	28.28	-37.95	-13.00	-24.95	Peak
17895.000	-69.43	39.55	-29.88	-13.00	-16.88	Peak



Test Report No.: W7L-P22090015-4RF06

CHANNEL BANDWIDTH: 15MHz / QPSK

MODE	TX channel 132322	FREQUENCY RANGE	Above 1000MHz
ENVIRONMENTAL CONDITIONS	23deg. C, 70%RH	INPUT POWER	AC 120V/60HZ
TESTED BY	Jace Hu		
ANTENNA POLARITY & TEST DISTANCE: HORIZONTAL AT 3 M			

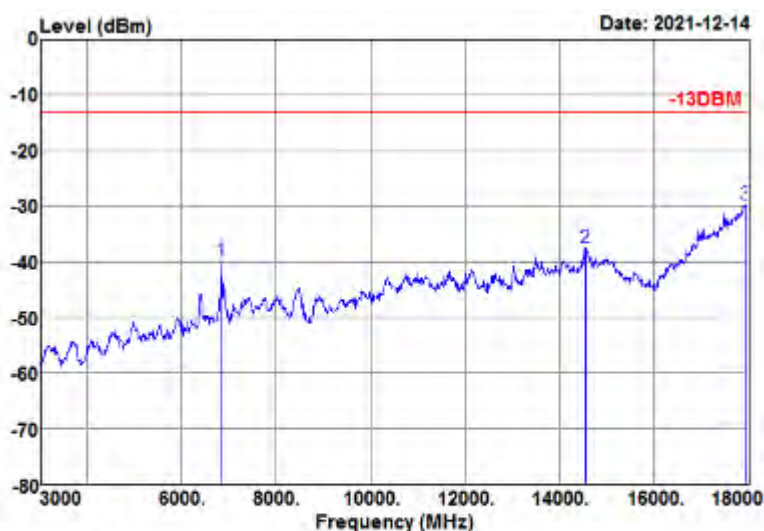


Freq MHz	Reading level dBm	Aux factor dB	level dBm	Limit level dBm	Over limit dB	Remark
6840.000	-58.30	17.86	-40.44	-13.00	-27.44	Peak
14565.000	-66.29	26.46	-39.83	-13.00	-26.83	Peak
17460.000	-68.09	35.48	-32.61	-13.00	-19.61	Peak



Test Report No.: W7L-P22090015-4RF06

MODE	TX channel 132322	FREQUENCY RANGE	Above 1000MHz
ENVIRONMENTAL CONDITIONS	23deg. C, 70%RH	INPUT POWER	AC 120V/60HZ
TESTED BY	Jace Hu		
ANTENNA POLARITY & TEST DISTANCE: VERTICAL AT 3 M			



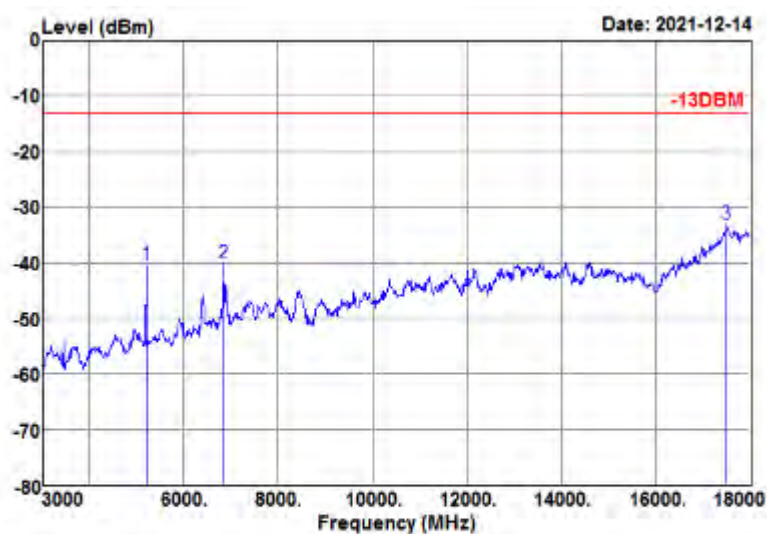
Freq MHz	Reading level dBm	Aux factor dB	level dBm	Limit level dBm	Over limit dB	Remark
6840.000	-58.11	18.20	-39.91	-13.00	-26.91	Peak
14565.000	-65.72	28.24	-37.48	-13.00	-24.48	Peak
17940.000	-69.52	39.91	-29.61	-13.00	-16.61	Peak



Test Report No.: W7L-P22090015-4RF06

CHANNEL BANDWIDTH: 20MHz / QPSK

MODE	TX channel 132322	FREQUENCY RANGE	Above 1000MHz
ENVIRONMENTAL CONDITIONS	23deg. C, 70%RH	INPUT POWER	AC 120V/60HZ
TESTED BY	Jace Hu		
ANTENNA POLARITY & TEST DISTANCE: HORIZONTAL AT 3 M			

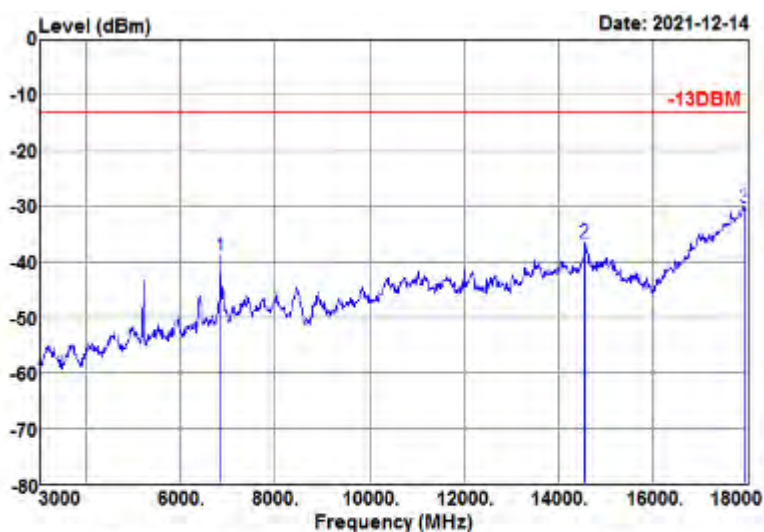


Freq MHz	Reading level dBm	Aux factor dB	level dBm	Limit level dBm	Over limit dB	Remark
5205.000	-52.94	12.60	-40.34	-13.00	-27.34	Peak
6840.000	-57.93	17.86	-40.07	-13.00	-27.07	Peak
17505.000	-68.79	35.81	-32.98	-13.00	-19.98	Peak



Test Report No.: W7L-P22090015-4RF06

MODE	TX channel 132322	FREQUENCY RANGE	Above 1000MHz
ENVIRONMENTAL CONDITIONS	23deg. C, 70%RH	INPUT POWER	AC 120V/60HZ
TESTED BY	Jace Hu		
ANTENNA POLARITY & TEST DISTANCE: VERTICAL AT 3 M			



Freq MHz	Reading level dBm	Aux factor dB	level dBm	Limit level dBm	Over limit dB	Remark
6840.000	-57.17	18.20	-38.97	-13.00	-25.97	Peak
14565.000	-64.75	28.24	-36.51	-13.00	-23.51	Peak
17955.000	-70.13	40.04	-30.09	-13.00	-17.09	Peak



Test Report No.: W7L-P22090015-4RF06

Simultaneous transmissions RSE worst case as below:

BELOW 1GHz WORST-CASE DATA

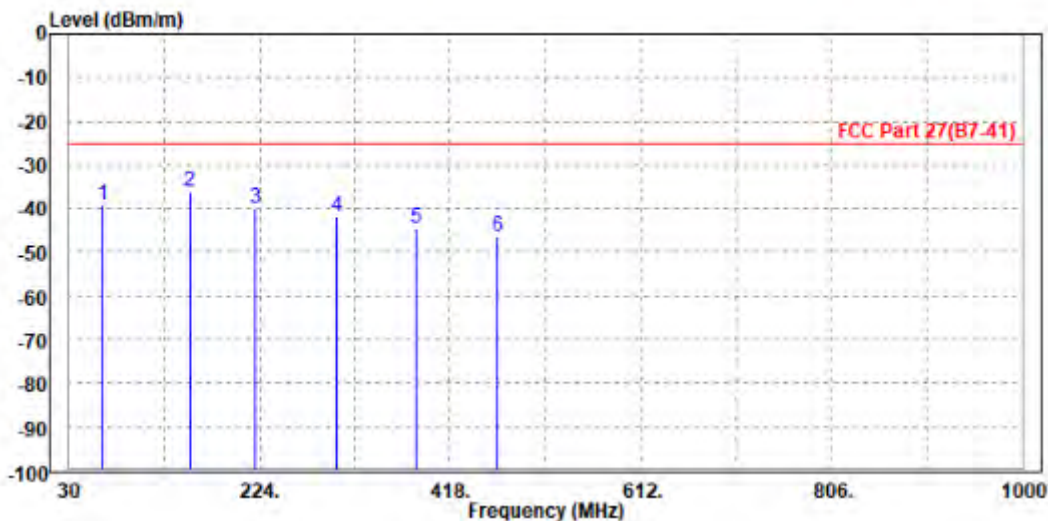
30 MHz – 1GHz data:

LTE Band 7

CHANNEL BANDWIDTH: LTE B7 10MHz / QPSK +BT 2.0 TX_8DPSK_Ch 39:

MODE	TX channel 21100	FREQUENCY RANGE	Below 1000MHz
ENVIRONMENTAL CONDITIONS	23deg. C, 70%RH	INPUT POWER	AC 120V/60HZ
TESTED BY	Jace Hu		
ANTENNA POLARITY & TEST DISTANCE: HORIZONTAL AT 3 M			

	Freq	Level	Read Level	Limit Line	Over Limit	Factor	Remark	Pol/Phase
	MHz	dBm/m	dBm	dBm/m	dB	dB/m		
1	64.920	-39.20	-46.85	-25.00	-14.20	7.65	Peak	Horizontal
2 PP	153.190	-35.98	-45.99	-25.00	-10.98	10.01	Peak	Horizontal
3	219.150	-40.06	-51.90	-25.00	-15.06	11.84	Peak	Horizontal
4	302.570	-41.92	-55.99	-25.00	-16.92	14.07	Peak	Horizontal
5	383.080	-44.38	-60.79	-25.00	-19.38	16.41	Peak	Horizontal
6	465.530	-46.54	-64.62	-25.00	-21.54	18.08	Peak	Horizontal

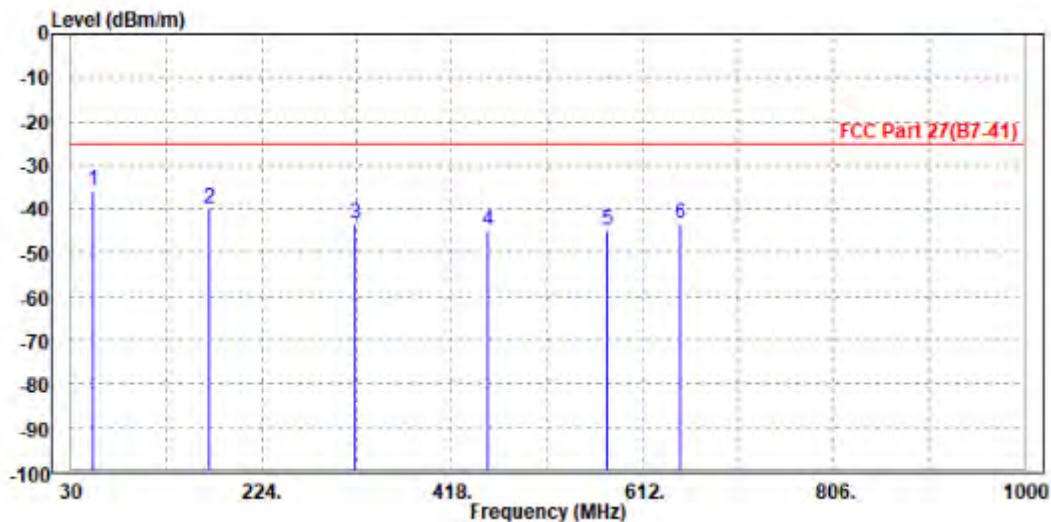




Test Report No.: W7L-P22090015-4RF06

MODE	TX channel 21100	FREQUENCY RANGE	Below 1000MHz
ENVIRONMENTAL CONDITIONS	23deg. C, 70%RH	INPUT POWER	AC 120V/60HZ
TESTED BY	Jace Hu		
ANTENNA POLARITY & TEST DISTANCE: VERTICAL AT 3 M			

	Freq	Level	Read Level	Limit Line	Over Limit	Factor	Remark	Pol/Phase
	MHz	dBm/m	dBm	dBm/m	dB	dB/m		
1 PP	52.310	-35.86	-44.61	-25.00	-10.86	8.75	Peak	Vertical
2	170.650	-40.04	-50.90	-25.00	-15.04	10.86	Peak	Vertical
3	320.030	-43.31	-58.75	-25.00	-18.31	15.44	Peak	Vertical
4	454.860	-44.91	-63.15	-25.00	-19.91	18.24	Peak	Vertical
5	575.140	-44.81	-65.26	-25.00	-19.81	20.45	Peak	Vertical
6	649.830	-43.37	-64.97	-25.00	-18.37	21.60	Peak	Vertical



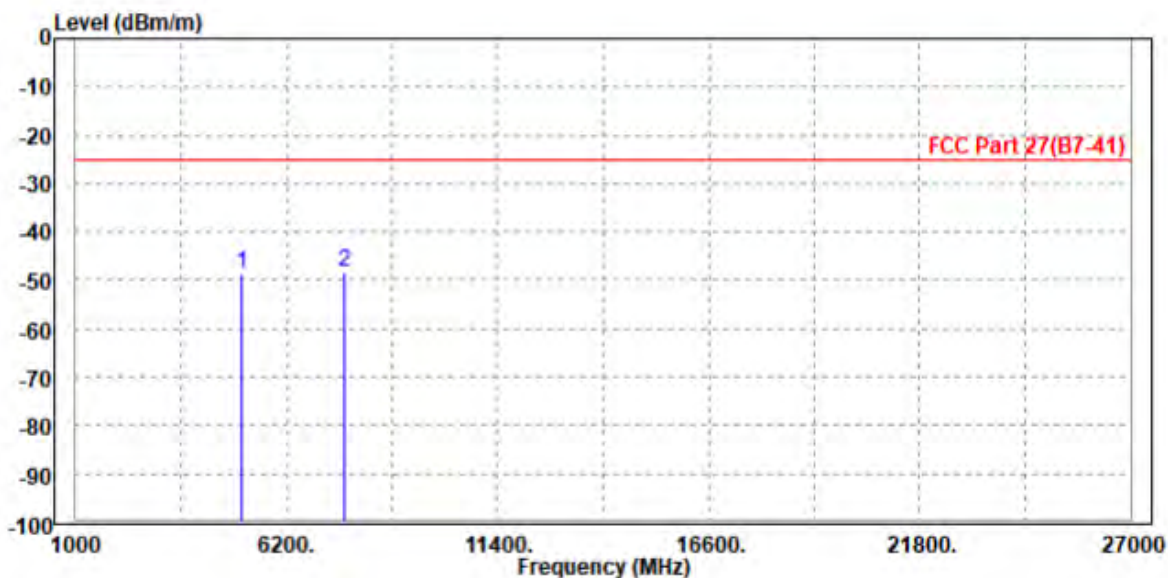


Test Report No.: W7L-P22090015-4RF06

CHANNEL BANDWIDTH: LTE B7 10MHz / QPSK +BT 2.0 TX_8DPSK_Ch 39:

MODE	TX channel 21100	FREQUENCY RANGE	Above 1000MHz
ENVIRONMENTAL CONDITIONS	23deg. C, 70%RH	INPUT POWER	AC 120V/60HZ
TESTED BY	Jace Hu		
ANTENNA POLARITY & TEST DISTANCE: HORIZONTAL AT 3 M			

	Freq	Level	Read Level	Limit Line	Over Limit	Factor	Remark	Pol/Phase
	MHz	dBm/m	dBm	dBm/m	dB	dB/m		
1	5082.000	-48.59	-57.36	-25.00	-23.59	8.77	Peak	Horizontal
2 PP	7605.000	-48.34	-59.74	-25.00	-23.34	11.40	Peak	Horizontal

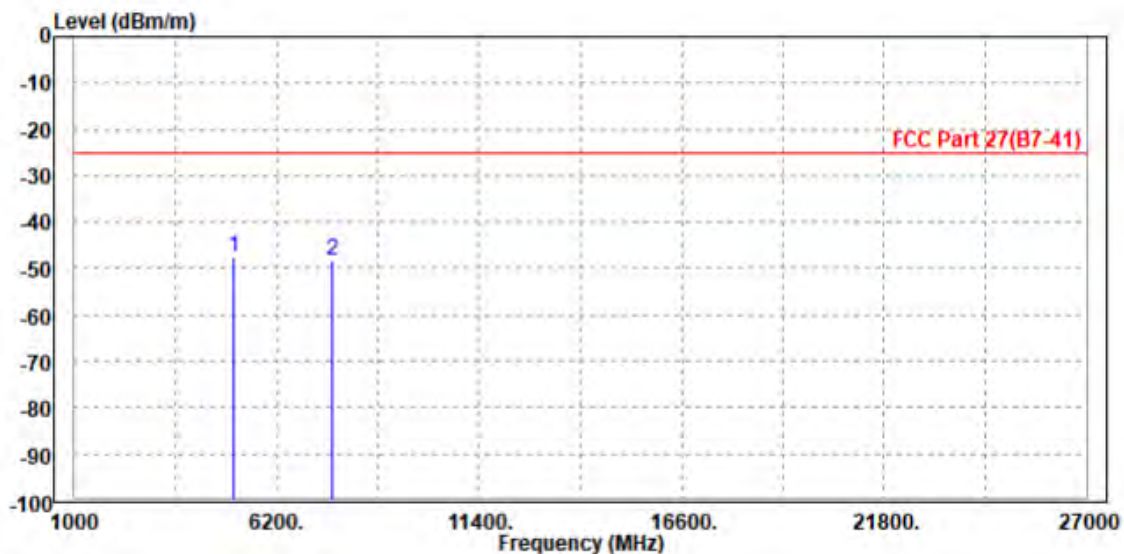




Test Report No.: W7L-P22090015-4RF06

MODE	TX channel 21100	FREQUENCY RANGE	Above 1000MHz
ENVIRONMENTAL CONDITIONS	23deg. C, 70%RH	INPUT POWER	AC 120V/60HZ
TESTED BY	Jace Hu		
ANTENNA POLARITY & TEST DISTANCE: VERTICAL AT 3 M			

	Freq	Level	Read Level	Limit Line	Over Limit	Factor	Remark	Pol/Phase
	MHz	dBm/m	dBm	dBm/m	dB	dB/m		
1	PP 5082.000	-47.67	-57.54	-25.00	-22.67	9.87	Peak	Vertical
2	7605.000	-48.33	-61.11	-25.00	-23.33	12.78	Peak	Vertical



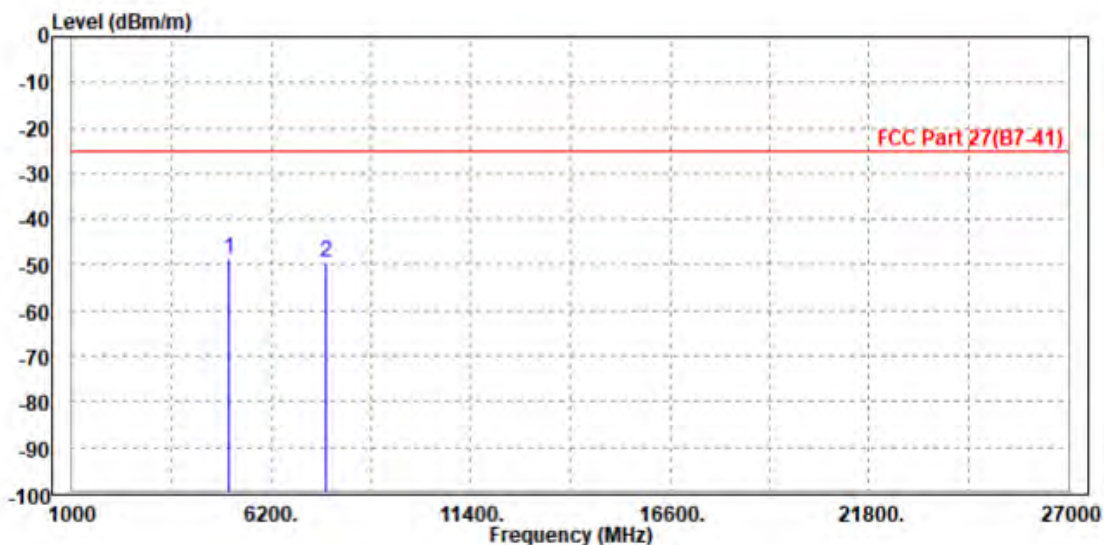


Test Report No.: W7L-P22090015-4RF06

CHANNEL BANDWIDTH: LTE B7 10MHz / QPSK +WIFI 2.4G_11n40_TX_CH9:

MODE	TX channel 21100	FREQUENCY RANGE	Above 1000MHz
ENVIRONMENTAL CONDITIONS	23deg. C, 70%RH	INPUT POWER	AC 120V/60HZ
TESTED BY	Jace Hu		
ANTENNA POLARITY & TEST DISTANCE: HORIZONTAL AT 3 M			

	Freq	Level	Read Level	Limit Line	Over Limit	Factor	Remark	Pol/Phase
	MHz	dBm/m	dBm	dBm/m	dB	dB/m		
1	PP 5082.000	-48.52	-57.29	-25.00	-23.52	8.77	Peak	Horizontal
2	7605.000	-49.27	-60.67	-25.00	-24.27	11.40	Peak	Horizontal

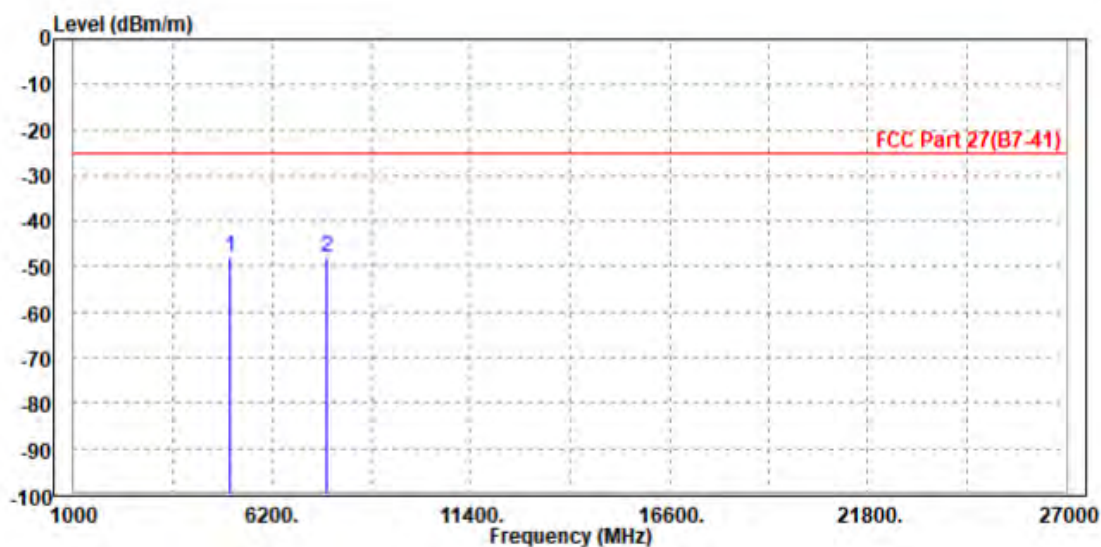




Test Report No.: W7L-P22090015-4RF06

MODE	TX channel 21100	FREQUENCY RANGE	Above 1000MHz
ENVIRONMENTAL CONDITIONS	23deg. C, 70%RH	INPUT POWER	AC 120V/60HZ
TESTED BY	Jace Hu		
ANTENNA POLARITY & TEST DISTANCE: VERTICAL AT 3 M			

	Freq	Level	Read Level	Limit Line	Over Limit	Factor	Remark	Pol/Phase
	MHz	dBm/m	dBm	dBm/m	dB	dB/m		
1	PP 5082.000	-47.92	-57.79	-25.00	-22.92	9.87	Peak	Vertical
2	7605.000	-48.10	-60.88	-25.00	-23.10	12.78	Peak	Vertical



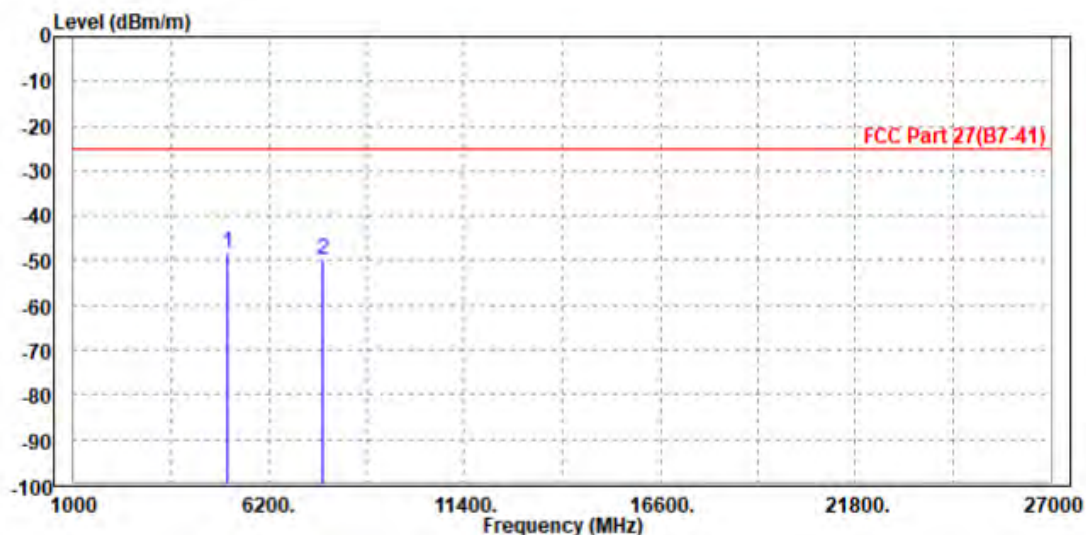


Test Report No.: W7L-P22090015-4RF06

CHANNEL BANDWIDTH LTE: B7 10MHz / QPSK +WIFI 5G_11n40_TX_CH102:

MODE	TX channel 21100	FREQUENCY RANGE	Above 1000MHz
ENVIRONMENTAL CONDITIONS	23deg. C, 70%RH	INPUT POWER	AC 120V/60HZ
TESTED BY	Jace Hu		
ANTENNA POLARITY & TEST DISTANCE: HORIZONTAL AT 3 M			

	Freq	Level	Read Level	Limit Line	Over Limit	Factor	Remark	Pol/Phase
	MHz	dBm/m	dBm	dBm/m	dB	dB/m		
1	PP 5082.000	-48.40	-57.17	-25.00	-23.40	8.77	Peak	Horizontal
2	7605.000	-49.99	-61.39	-25.00	-24.99	11.40	Peak	Horizontal

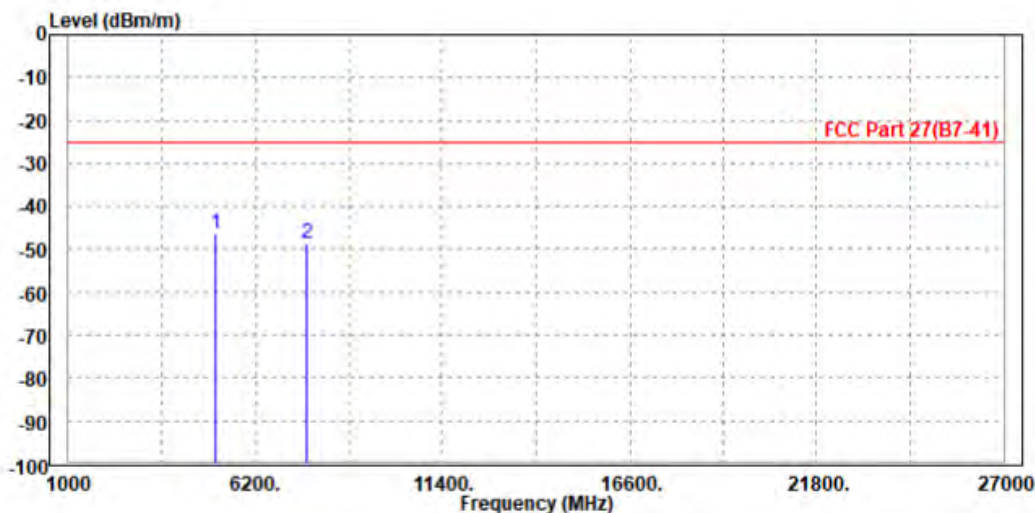




Test Report No.: W7L-P22090015-4RF06

MODE	TX channel 21100	FREQUENCY RANGE	Above 1000MHz
ENVIRONMENTAL CONDITIONS	23deg. C, 70%RH	INPUT POWER	AC 120V/60HZ
TESTED BY	Jace Hu		
ANTENNA POLARITY & TEST DISTANCE: VERTICAL AT 3 M			

	Freq	Level	Read Level	Limit Line	Over Limit	Factor	Remark	Pol/Phase
	MHz	dBm/m	dBm	dBm/m	dB	dB/m		
1 PP	5082.000	-46.27	-56.14	-25.00	-21.27	9.87	Peak	Vertical
2	7605.000	-48.51	-61.29	-25.00	-23.51	12.78	Peak	Vertical

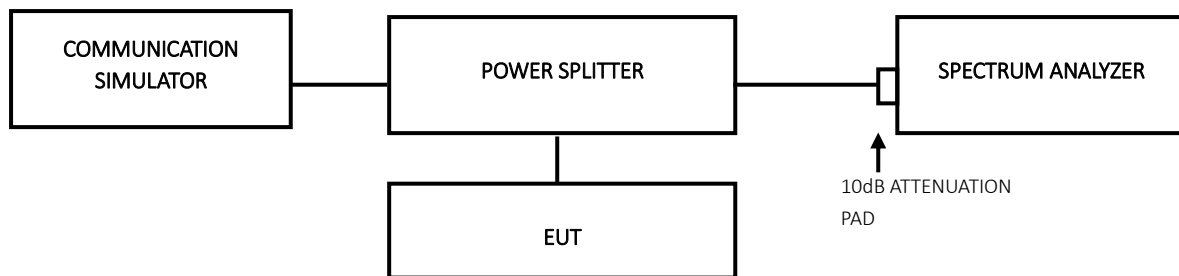


3.7 PEAK TO AVERAGE RATIO

3.7.1 LIMITS OF PEAK TO AVERAGE RATIO MEASUREMENT

In measuring transmissions in this band using an average power technique, the peak to-average ratio (PAR) of the transmission may not exceed 13 dB

3.7.2 TEST SETUP



3.7.3 TEST PROCEDURES

1. Set resolution/measurement bandwidth \geq signal's occupied bandwidth;
2. Set the number of counts to a value that stabilizes the measured CCDF curve;
3. Record the maximum PAPR level associated with a probability of 0.1%.



Test Report No.: W7L-P22090015-4RF06

3.7.4 TEST RESULTS

Please Refer to Appendix Of this test report.



Test Report No.: W7L-P22090015-4RF06

4 INFORMATION ON THE TESTING LABORATORIES

We, BV 7LAYERS COMMUNICATIONS TECHNOLOGY (SHENZHEN) CO. LTD., were founded in 2015 to provide our best service in EMC, Radio, Telecom and Safety consultation. Our laboratories are accredited and approved according to ISO/IEC 17025.

If you have any comments, please feel free to contact us at the following:

Shenzhen EMC/RF Lab:

Tel: +86-755-88696566

Fax: +86-755-88696577

Email: customerservice.sw@cn.bureauveritas.com

Web Site: www.adt.com.tw

The address and road map of all our labs can be found in our web site also.



Test Report No.: W7L-P22090015-4RF06

5 MODIFICATIONS RECORDERS FOR ENGINEERING CHANGES TO THE EUT BY THE LAB

No any modifications are made to the EUT by the lab during the test.

6 Appendix

WCDMA BAND 4

FREQUENCY STABILITY TEST RESULT

Band: 4							
Network	Frequency (MHz)	Temp. (°C)	Voltage (VDC)	Freq. Error (Hz)	Freq. vs. Rated (ppm)		Verdict
					Result	Limit	
RMC	1712.4	20	3.27	-3.59	-0.00	-2.5 to 2.5	Pass
			3.85	-5.60	-0.00	-2.5 to 2.5	Pass
			4.43	5.77	0.00	-2.5 to 2.5	Pass
		-30	3.85	4.27	0.00	-2.5 to 2.5	Pass
		-20	3.85	4.22	0.00	-2.5 to 2.5	Pass
		-10	3.85	3.98	0.00	-2.5 to 2.5	Pass
		0	3.85	4.79	0.00	-2.5 to 2.5	Pass
		10	3.85	0.99	0.00	-2.5 to 2.5	Pass
		30	3.85	1.30	0.00	-2.5 to 2.5	Pass
		40	3.85	1.83	0.00	-2.5 to 2.5	Pass
	50	3.85	-3.77	-0.00	-2.5 to 2.5	Pass	
	1732.6	20	3.27	0.44	0.00	-2.5 to 2.5	Pass
			3.85	4.54	0.00	-2.5 to 2.5	Pass
			4.43	4.99	0.00	-2.5 to 2.5	Pass
		-30	3.85	3.38	0.00	-2.5 to 2.5	Pass
		-20	3.85	6.09	0.00	-2.5 to 2.5	Pass
		-10	3.85	2.20	0.00	-2.5 to 2.5	Pass
		0	3.85	0.81	0.00	-2.5 to 2.5	Pass
		10	3.85	-2.27	-0.00	-2.5 to 2.5	Pass
		30	3.85	-0.33	-0.00	-2.5 to 2.5	Pass
		40	3.85	1.66	0.00	-2.5 to 2.5	Pass
	50	3.85	3.05	0.00	-2.5 to 2.5	Pass	
	1752.6	20	3.27	7.21	0.00	-2.5 to 2.5	Pass
			3.85	1.21	0.00	-2.5 to 2.5	Pass
			4.43	4.11	0.00	-2.5 to 2.5	Pass
		-30	3.85	1.34	0.00	-2.5 to 2.5	Pass
		-20	3.85	4.50	0.00	-2.5 to 2.5	Pass
		-10	3.85	-1.22	-0.00	-2.5 to 2.5	Pass
		0	3.85	-1.57	-0.00	-2.5 to 2.5	Pass
		10	3.85	-1.41	-0.00	-2.5 to 2.5	Pass
30		3.85	-5.63	-0.00	-2.5 to 2.5	Pass	
40		3.85	-1.36	-0.00	-2.5 to 2.5	Pass	
50	3.85	0.84	0.00	-2.5 to 2.5	Pass		

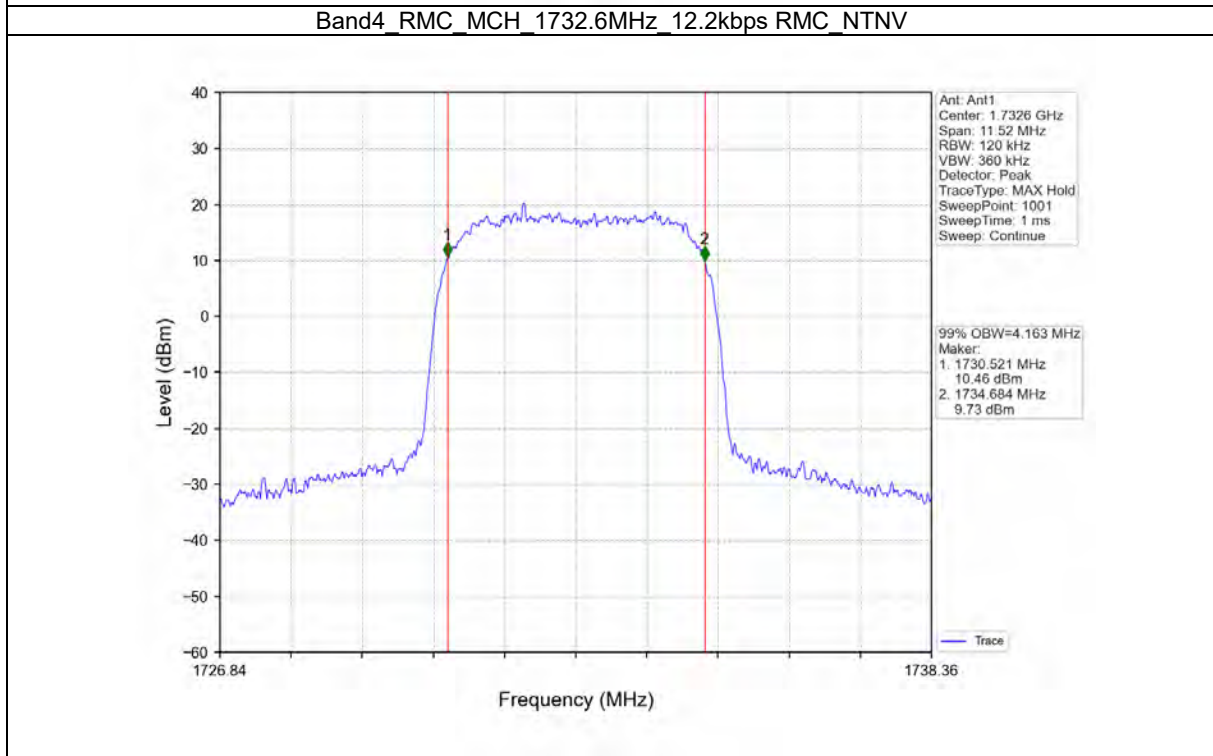
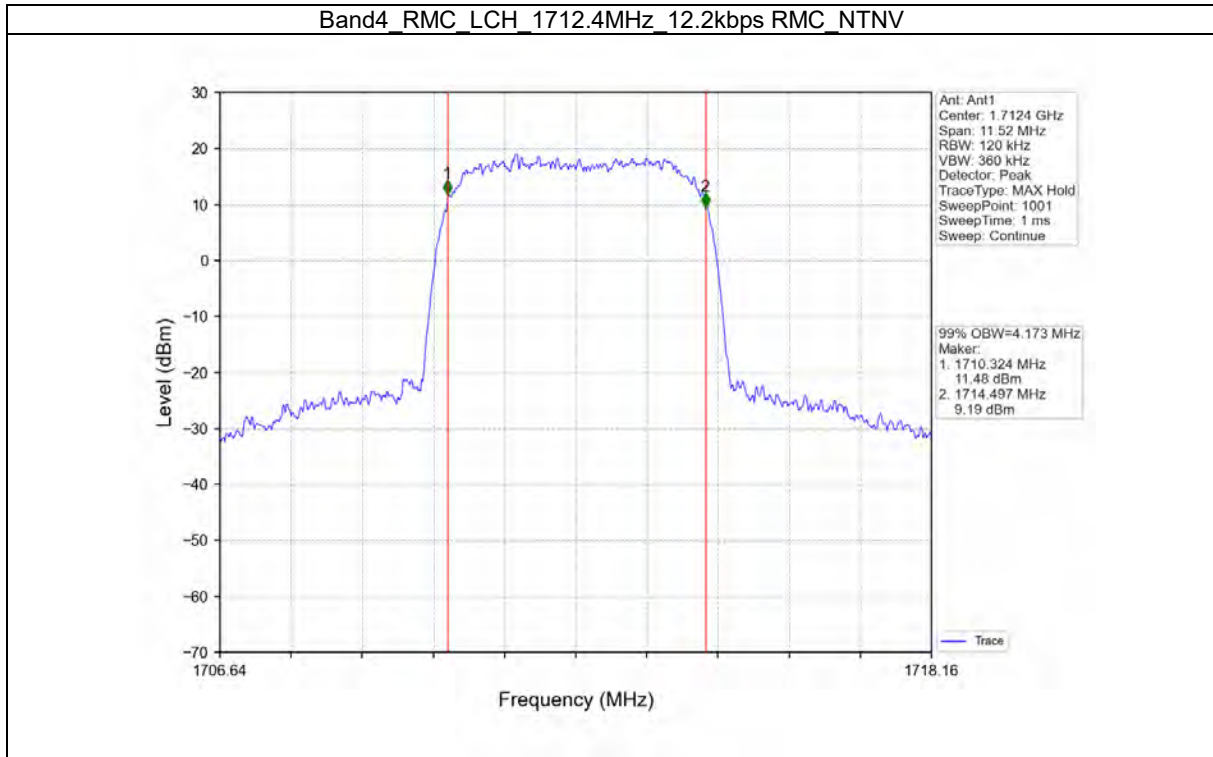


Test Report No.: W7L-P22090015-4RF06

99% & 26DB BANDWIDTH 99%_OBW TEST RESULT

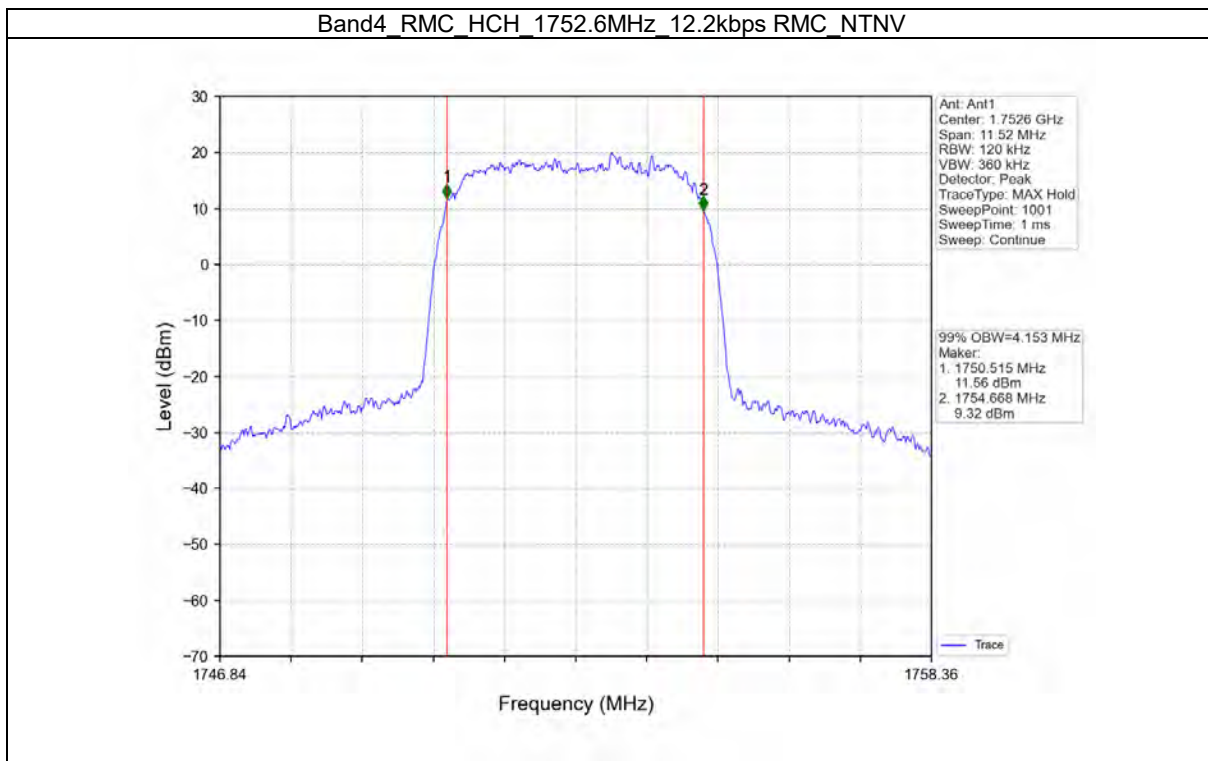
Band: 4					
ENV	Mode		Frequency (MHz)	99% Occupied Bandwidth (MHz)	Verdict
	Network	Subset		Result	
NTNV	RMC	12.2kbps RMC	1712.4	4.173	Pass
			1732.6	4.163	Pass
			1752.6	4.153	Pass

TEST GRAPH





Test Report No.: W7L-P22090015-4RF06



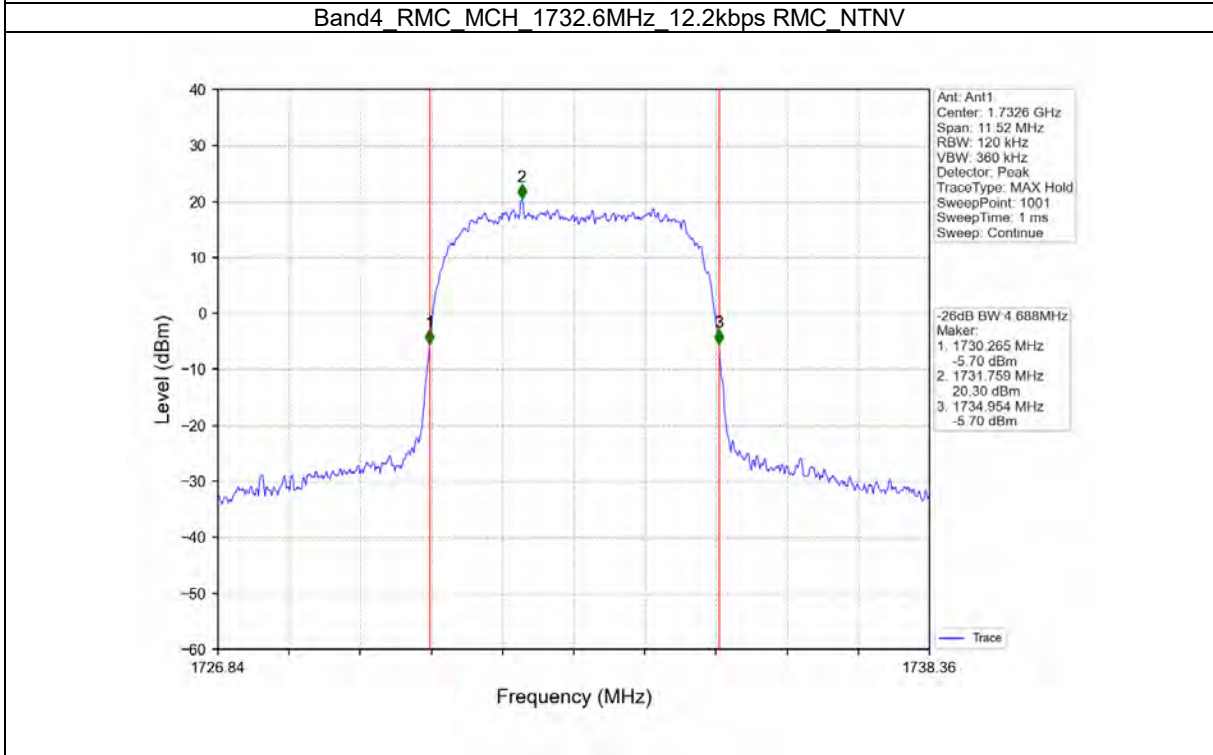
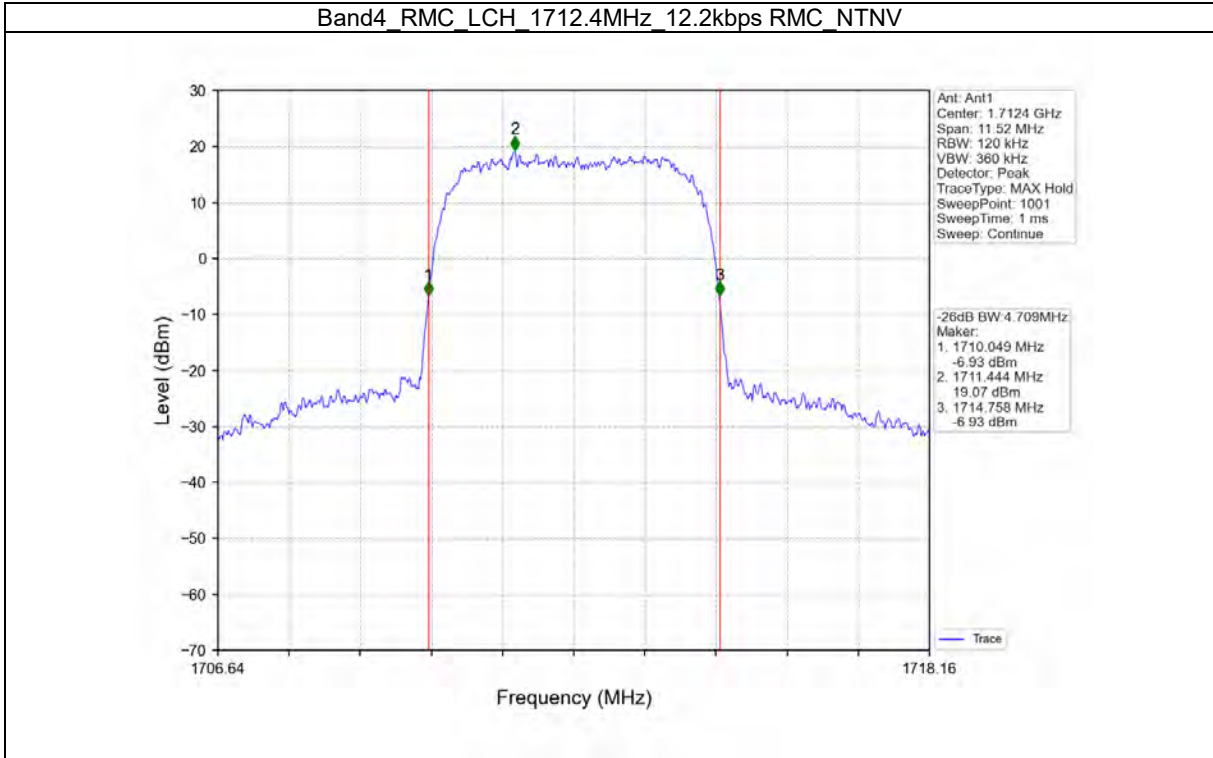


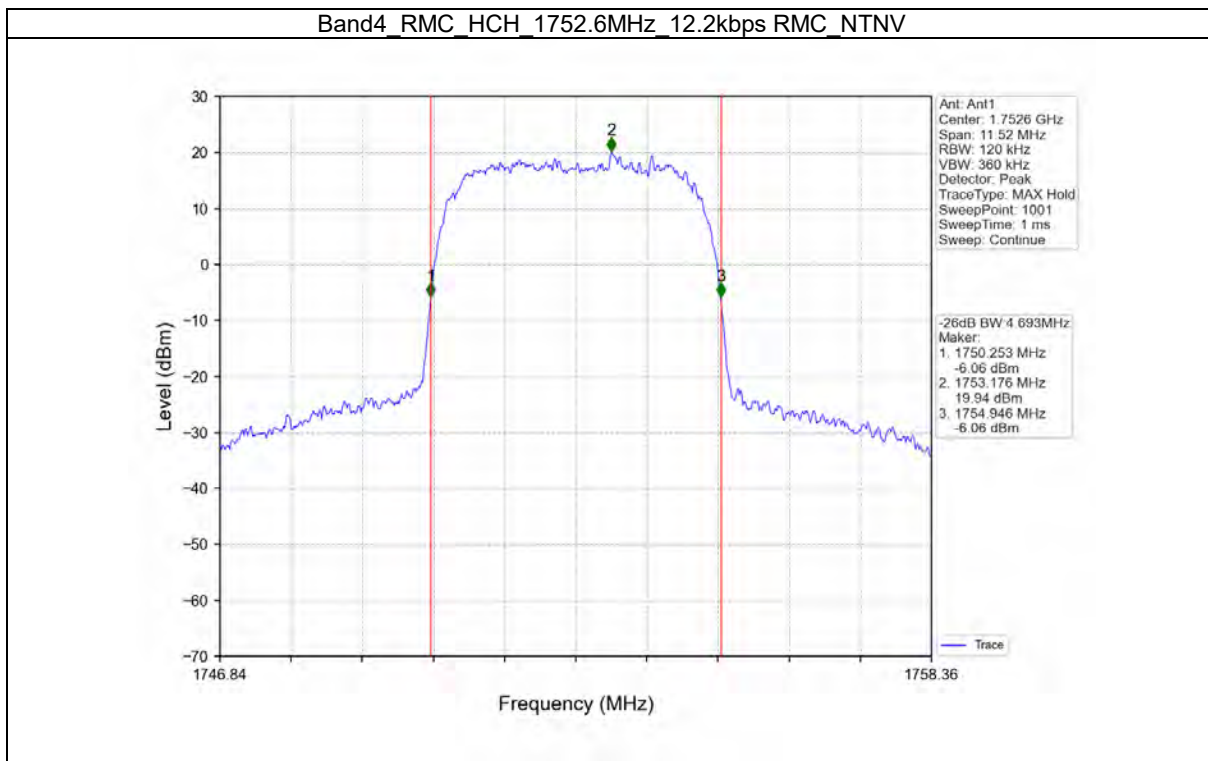
Test Report No.: W7L-P22090015-4RF06

BAND4_XDB TEST RESULT

Band: 4					
ENV	Mode		Frequency (MHz)	26dB Bandwidth (MHz)	Verdict
	Network	Subset		Result	
NTNV	RMC	12.2kbps RMC	1712.4	4.709	Pass
			1732.6	4.688	Pass
			1752.6	4.693	Pass

TEST GRAPH





PEAK-AVERAGE RATIO TEST RESULT

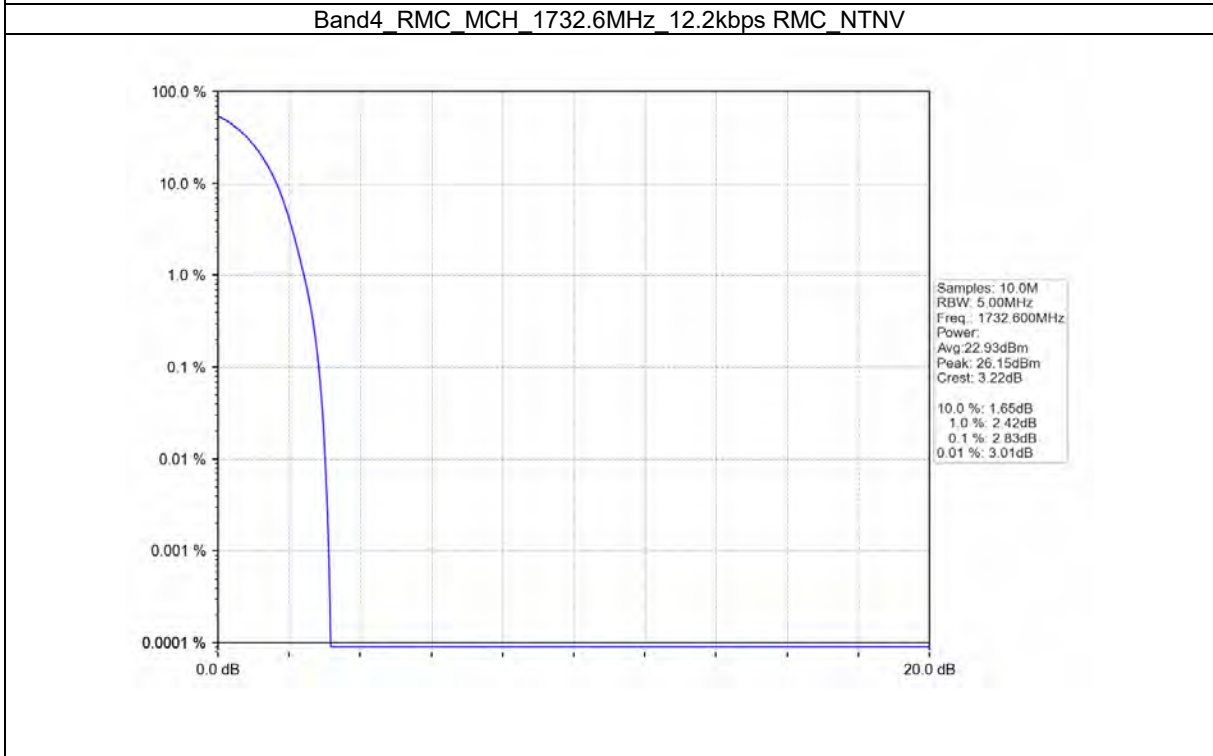
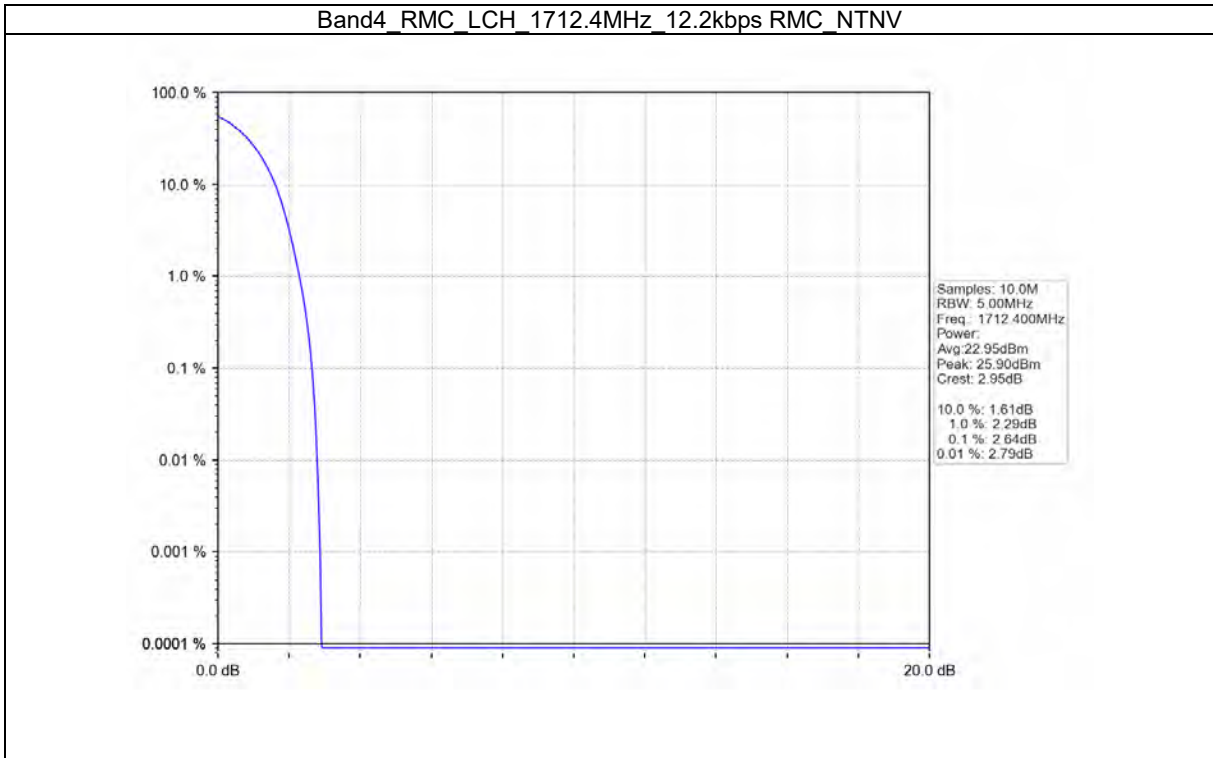
Band: 4						
ENV	Mode		Frequency (MHz)	Peak-Average Ratio (dB)		Verdict
	Network	Subset		Result	Limit	
NTNV	RMC	12.2kbps RMC	1712.4	2.64	<=13	Pass
			1732.6	2.83	<=13	Pass
			1752.6	2.76	<=13	Pass



BUREAU
VERITAS

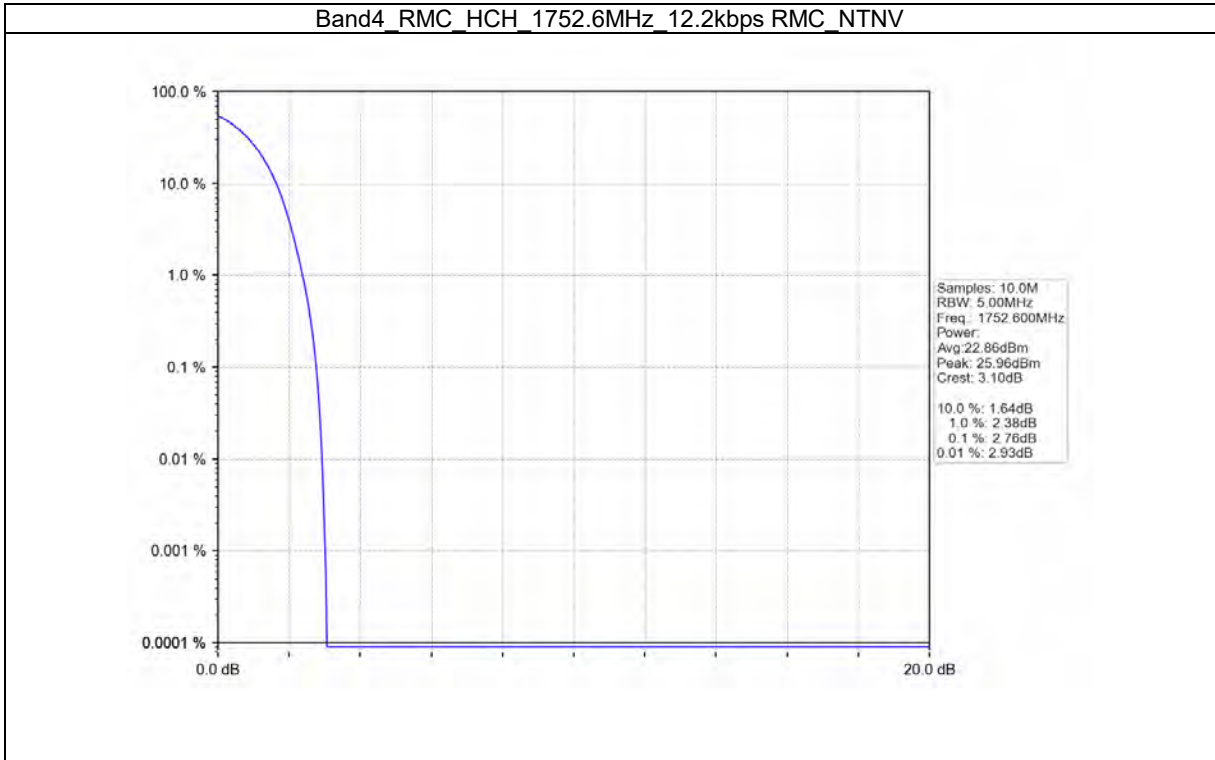
Test Report No.: W7L-P22090015-4RF06

TEST GRAPH





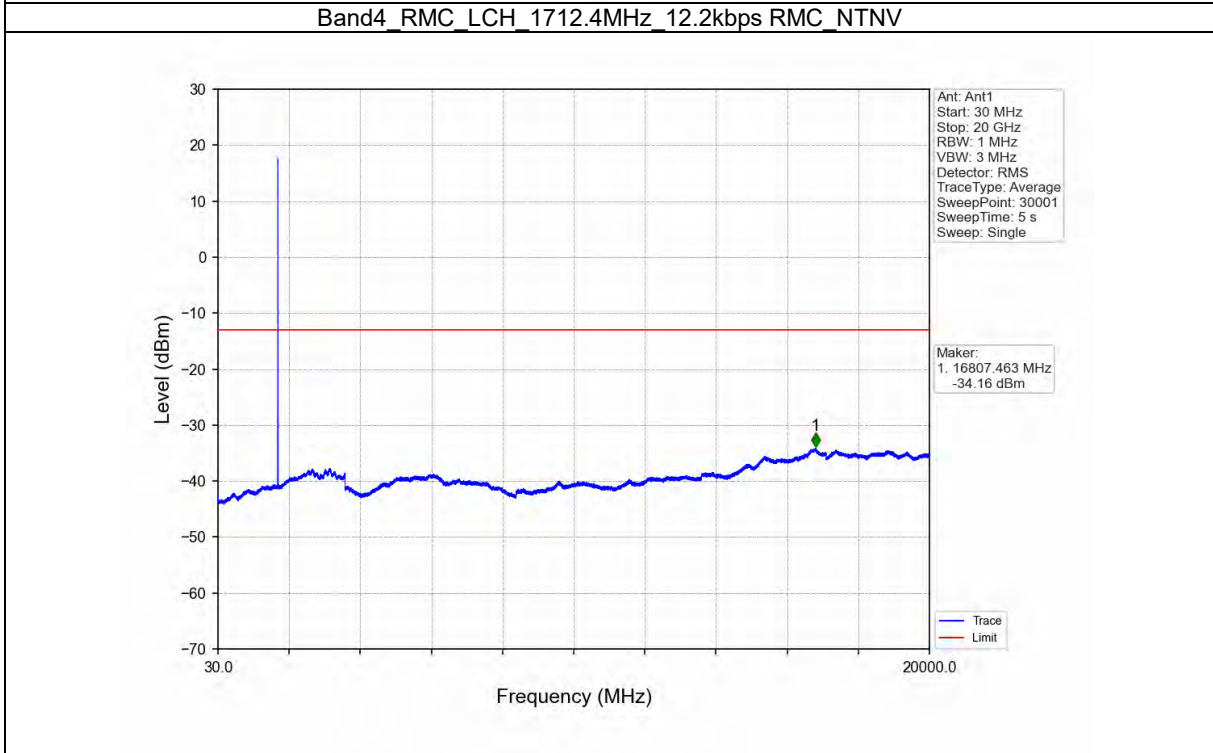
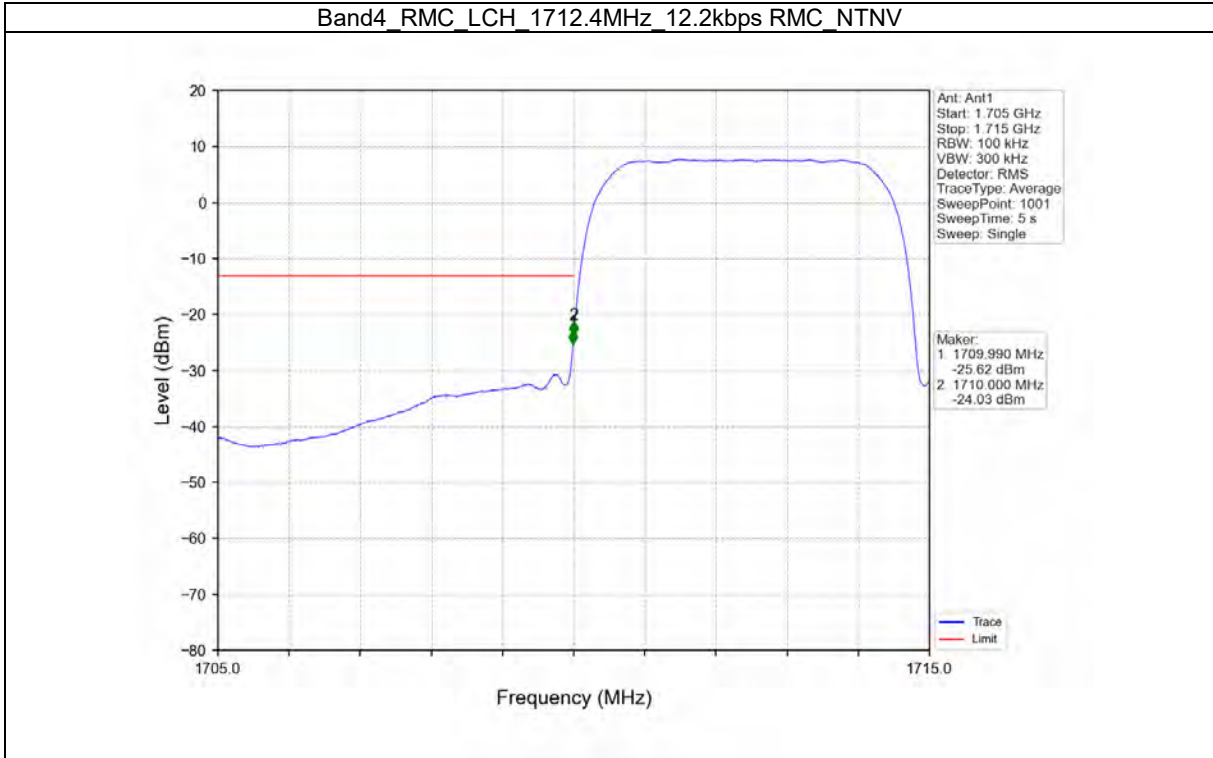
Test Report No.: W7L-P22090015-4RF06



SPURIOUS EMISSION BAND4 TEST RESULT

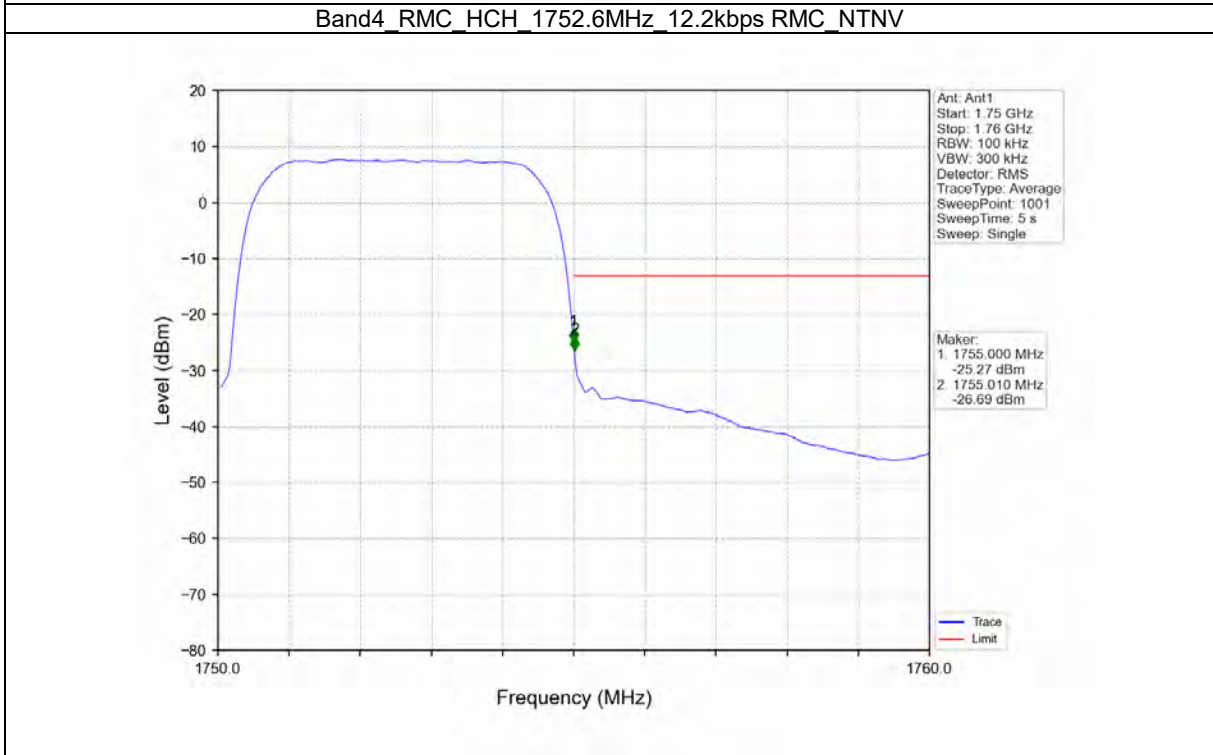
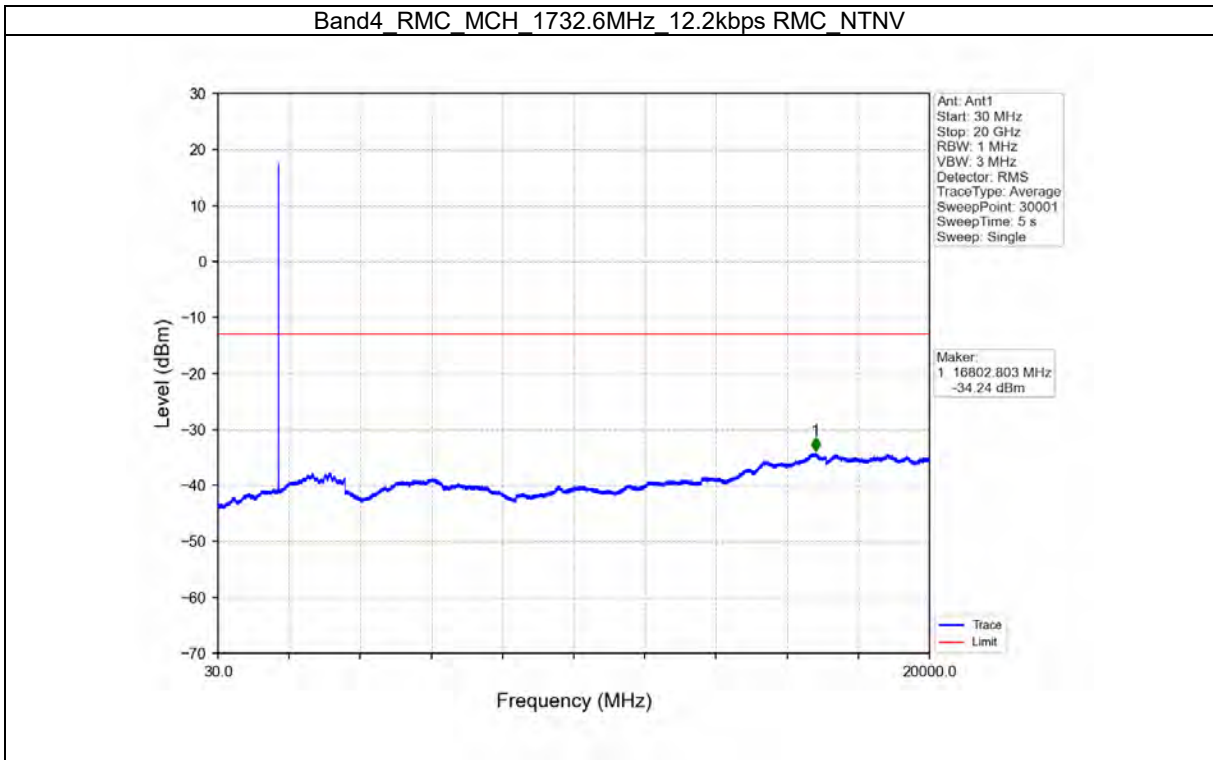
Band: 4						
ENV	Mode		Frequency (MHz)	Spurious Emission		Verdict
	Network	Subset		Result	Limit	
NTNV	RMC	12.2kbps RMC	1712.4	Refer To Test Graph		Pass
			1732.6	Refer To Test Graph		Pass
			1752.6	Refer To Test Graph		Pass

TEST GRAPH



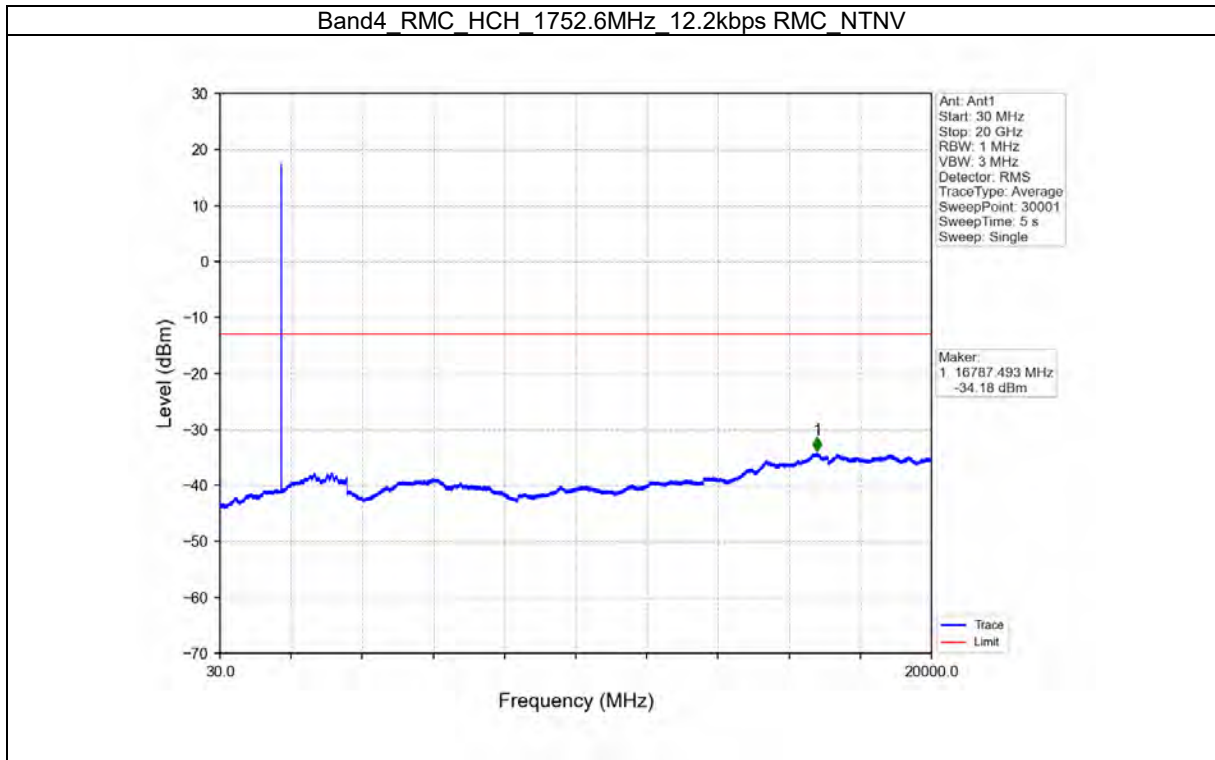


Test Report No.: W7L-P22090015-4RF06





Test Report No.: W7L-P22090015-4RF06





Test Report No.: W7L-P22090015-4RF06

LTE BAND 4

FREQUENCY STABILITY B4_1.4MHZ TEST RESULT

Band: 4 / Bandwidth: 1.4MHz																
Modulation	Frequency (MHz)	RB Allocation		Temp. (°C)	Voltage (VDC)	Freq. Error (Hz)	Freq. vs. Rated (ppm)		Verdict							
		Size	Offset				Result	Limit								
QPSK	1710.7	6	0	20	3.27	9.30	0.01	-2.5 to 2.5	Pass							
					3.85	2.96	0.00	-2.5 to 2.5	Pass							
					4.43	-3.76	-0.00	-2.5 to 2.5	Pass							
				1732.5	6	0	20	3.85	-16.54	-0.01	-2.5 to 2.5	Pass				
								-20	3.85	-24.22	-0.01	-2.5 to 2.5	Pass			
								-10	3.85	-11.03	-0.01	-2.5 to 2.5	Pass			
							1754.3	6	0	0	3.85	-9.57	-0.01	-2.5 to 2.5	Pass	
											10	3.85	-25.00	-0.01	-2.5 to 2.5	Pass
											30	3.85	-34.78	-0.02	-2.5 to 2.5	Pass
	1710.7	6	0							40	3.85	-14.12	-0.01	-2.5 to 2.5	Pass	
											50	3.85	-29.34	-0.02	-2.5 to 2.5	Pass
											20	3.27	-18.45	-0.01	-2.5 to 2.5	Pass
				3.85	-11.07	-0.01				-2.5 to 2.5		Pass				
				4.43	-16.91	-0.01				-2.5 to 2.5		Pass				
				1732.5	6	0				-30	3.85	-17.47	-0.01	-2.5 to 2.5	Pass	
							-20	3.85	-24.86		-0.01	-2.5 to 2.5	Pass			
							-10	3.85	-3.35		-0.00	-2.5 to 2.5	Pass			
							1754.3	6	0	0	3.85	-33.09	-0.02	-2.5 to 2.5	Pass	
	10	3.85	-21.29								-0.01	-2.5 to 2.5	Pass			
	30	3.85	-37.95								-0.02	-2.5 to 2.5	Pass			
	1710.7	6	0							40	3.85	-28.87	-0.02	-2.5 to 2.5	Pass	
											50	3.85	-29.98	-0.02	-2.5 to 2.5	Pass
											20	3.27	-35.10	-0.02	-2.5 to 2.5	Pass
				3.85	-30.47	-0.02				-2.5 to 2.5		Pass				
				4.43	-15.32	-0.01				-2.5 to 2.5		Pass				
				1732.5	6	0				-30	3.85	-16.18	-0.01	-2.5 to 2.5	Pass	
							-20	3.85	-8.97		-0.01	-2.5 to 2.5	Pass			
-10							3.85	-16.09	-0.01		-2.5 to 2.5	Pass				
1754.3							6	0	0	3.85	-26.48	-0.02	-2.5 to 2.5	Pass		
	10	3.85	-12.96							-0.01	-2.5 to 2.5	Pass				
	30	3.85	-18.73							-0.01	-2.5 to 2.5	Pass				
	1710.7	6	0						40	3.85	-16.16	-0.01	-2.5 to 2.5	Pass		
										50	3.85	-12.12	-0.01	-2.5 to 2.5	Pass	
										20	3.27	-2.93	-0.00	-2.5 to 2.5	Pass	
				3.85	-17.85	-0.01			-2.5 to 2.5		Pass					
				4.43	-21.97	-0.01			-2.5 to 2.5		Pass					
				1732.5	6	0			-30	3.85	-20.54	-0.01	-2.5 to 2.5	Pass		
-20							3.85	-21.66		-0.01	-2.5 to 2.5	Pass				
-10							3.85	-30.08		-0.02	-2.5 to 2.5	Pass				
1754.3							6	0	0	3.85	-33.50	-0.02	-2.5 to 2.5	Pass		
	10	3.85	12.37							0.01	-2.5 to 2.5	Pass				
	30	3.85	10.83							0.01	-2.5 to 2.5	Pass				
	1710.7	6	0						40	3.85	7.90	0.00	-2.5 to 2.5	Pass		
										50	3.85	6.38	0.00	-2.5 to 2.5	Pass	
										20	3.27	-27.04	-0.02	-2.5 to 2.5	Pass	
				3.85	-25.69	-0.01			-2.5 to 2.5		Pass					
				4.43	-22.92	-0.01			-2.5 to 2.5		Pass					
				1732.5	6	0			-30	3.85	-31.74	-0.02	-2.5 to 2.5	Pass		
-20							3.85	-20.03		-0.01	-2.5 to 2.5	Pass				



**BUREAU
VERITAS**

Test Report No.: W7L-P22090015-4RF06

				-10	3.85	-16.02	-0.01	-2.5 to 2.5	Pass				
				0	3.85	-33.62	-0.02	-2.5 to 2.5	Pass				
				10	3.85	-14.59	-0.01	-2.5 to 2.5	Pass				
				30	3.85	-38.32	-0.02	-2.5 to 2.5	Pass				
				40	3.85	-12.32	-0.01	-2.5 to 2.5	Pass				
	50	3.85	-33.03	-0.02	-2.5 to 2.5	Pass							
	1754.3	6	0	20	3.27	-21.52	-0.01	-2.5 to 2.5	Pass				
					3.85	-22.89	-0.01	-2.5 to 2.5	Pass				
					4.43	-5.01	-0.00	-2.5 to 2.5	Pass				
				-30	3.85	-31.79	-0.02	-2.5 to 2.5	Pass				
				-20	3.85	-21.76	-0.01	-2.5 to 2.5	Pass				
				-10	3.85	-31.30	-0.02	-2.5 to 2.5	Pass				
				0	3.85	-28.18	-0.02	-2.5 to 2.5	Pass				
				10	3.85	-13.19	-0.01	-2.5 to 2.5	Pass				
				30	3.85	-34.75	-0.02	-2.5 to 2.5	Pass				
				40	3.85	-8.65	-0.00	-2.5 to 2.5	Pass				
				50	3.85	-10.20	-0.01	-2.5 to 2.5	Pass				
				64QAM	1710.7	6	0	20	3.27	4.72	0.00	-2.5 to 2.5	Pass
									3.85	4.55	0.00	-2.5 to 2.5	Pass
4.43									6.70	0.00	-2.5 to 2.5	Pass	
-30	3.85	-1.16	-0.00					-2.5 to 2.5	Pass				
-20	3.85	-5.38	-0.00					-2.5 to 2.5	Pass				
-10	3.85	-4.92	-0.00					-2.5 to 2.5	Pass				
0	3.85	-4.25	-0.00					-2.5 to 2.5	Pass				
10	3.85	-7.52	-0.00					-2.5 to 2.5	Pass				
30	3.85	-6.65	-0.00					-2.5 to 2.5	Pass				
40	3.85	-6.72	-0.00					-2.5 to 2.5	Pass				
50	3.85	-7.80	-0.00		-2.5 to 2.5	Pass							
1732.5	6	0	20		3.27	-4.45	-0.00	-2.5 to 2.5	Pass				
					3.85	-14.92	-0.01	-2.5 to 2.5	Pass				
					4.43	-13.06	-0.01	-2.5 to 2.5	Pass				
			-30		3.85	-21.76	-0.01	-2.5 to 2.5	Pass				
			-20		3.85	-31.24	-0.02	-2.5 to 2.5	Pass				
			-10		3.85	-35.83	-0.02	-2.5 to 2.5	Pass				
			0		3.85	-29.94	-0.02	-2.5 to 2.5	Pass				
			10		3.85	-16.81	-0.01	-2.5 to 2.5	Pass				
			30		3.85	-17.20	-0.01	-2.5 to 2.5	Pass				
			40	3.85	-19.66	-0.01	-2.5 to 2.5	Pass					
50	3.85	-21.91	-0.01	-2.5 to 2.5	Pass								
1754.3	6	0	20	3.27	-6.32	-0.00	-2.5 to 2.5	Pass					
				3.85	-17.75	-0.01	-2.5 to 2.5	Pass					
				4.43	-26.22	-0.01	-2.5 to 2.5	Pass					
			-30	3.85	-4.75	-0.00	-2.5 to 2.5	Pass					
			-20	3.85	-30.20	-0.02	-2.5 to 2.5	Pass					
			-10	3.85	-18.10	-0.01	-2.5 to 2.5	Pass					
			0	3.85	-13.58	-0.01	-2.5 to 2.5	Pass					
			10	3.85	-15.89	-0.01	-2.5 to 2.5	Pass					
			30	3.85	-24.45	-0.01	-2.5 to 2.5	Pass					
			40	3.85	-28.95	-0.02	-2.5 to 2.5	Pass					
50	3.85	-27.67	-0.02	-2.5 to 2.5	Pass								



Test Report No.: W7L-P22090015-4RF06

B4_3MHZ TEST RESULT

Band: 4 / Bandwidth: 3MHz										
Modulation	Frequency (MHz)	RB Allocation		Temp. (°C)	Voltage (VDC)	Freq. Error (Hz)	Freq. vs. Rated (ppm)		Verdict	
		Size	Offset				Result	Limit		
QPSK	1711.5	15	0	20	3.27	16.99	0.01	-2.5 to 2.5	Pass	
					3.85	9.04	0.01	-2.5 to 2.5	Pass	
					4.43	-10.90	-0.01	-2.5 to 2.5	Pass	
				-30	3.85	-31.43	-0.02	-2.5 to 2.5	Pass	
					-20	3.85	-23.36	-0.01	-2.5 to 2.5	Pass
						-10	3.85	-17.30	-0.01	-2.5 to 2.5
				0	3.85	-17.91	-0.01	-2.5 to 2.5	Pass	
					10	3.85	-26.66	-0.02	-2.5 to 2.5	Pass
				30	3.85	-19.57	-0.01	-2.5 to 2.5	Pass	
	40	3.85	-45.33	-0.03	-2.5 to 2.5	Pass				
	50	3.85	-14.18	-0.01	-2.5 to 2.5	Pass				
	1732.5	15	0	20	3.27	39.40	0.02	-2.5 to 2.5	Pass	
					3.85	28.27	0.02	-2.5 to 2.5	Pass	
					4.43	0.43	0.00	-2.5 to 2.5	Pass	
				-30	3.85	5.11	0.00	-2.5 to 2.5	Pass	
					-20	3.85	18.97	0.01	-2.5 to 2.5	Pass
						-10	3.85	24.42	0.01	-2.5 to 2.5
				0	3.85	37.11	0.02	-2.5 to 2.5	Pass	
					10	3.85	-9.14	-0.01	-2.5 to 2.5	Pass
				30	3.85	-1.14	-0.00	-2.5 to 2.5	Pass	
	40	3.85	7.92	0.00	-2.5 to 2.5	Pass				
	50	3.85	13.73	0.01	-2.5 to 2.5	Pass				
	1753.5	15	0	20	3.27	-2.90	-0.00	-2.5 to 2.5	Pass	
					3.85	-7.98	-0.00	-2.5 to 2.5	Pass	
					4.43	-8.70	-0.01	-2.5 to 2.5	Pass	
				-30	3.85	-14.59	-0.01	-2.5 to 2.5	Pass	
					-20	3.85	-11.26	-0.01	-2.5 to 2.5	Pass
-10						3.85	-3.66	-0.00	-2.5 to 2.5	Pass
0				3.85	-10.33	-0.01	-2.5 to 2.5	Pass		
				10	3.85	-13.16	-0.01	-2.5 to 2.5	Pass	
30				3.85	-12.20	-0.01	-2.5 to 2.5	Pass		
40	3.85	-14.96	-0.01	-2.5 to 2.5	Pass					
50	3.85	-11.50	-0.01	-2.5 to 2.5	Pass					
16QAM	1711.5	15	0	20	3.27	-42.37	-0.02	-2.5 to 2.5	Pass	
					3.85	1.07	0.00	-2.5 to 2.5	Pass	
					4.43	-22.87	-0.01	-2.5 to 2.5	Pass	
				-30	3.85	-4.43	-0.00	-2.5 to 2.5	Pass	
					-20	3.85	-34.52	-0.02	-2.5 to 2.5	Pass
						-10	3.85	-28.27	-0.02	-2.5 to 2.5
				0	3.85	-9.47	-0.01	-2.5 to 2.5	Pass	
					10	3.85	-22.89	-0.01	-2.5 to 2.5	Pass
				30	3.85	-12.46	-0.01	-2.5 to 2.5	Pass	
	40	3.85	-38.05	-0.02	-2.5 to 2.5	Pass				
	50	3.85	-18.15	-0.01	-2.5 to 2.5	Pass				
	1732.5	15	0	20	3.27	24.59	0.01	-2.5 to 2.5	Pass	
					3.85	33.36	0.02	-2.5 to 2.5	Pass	
					4.43	1.30	0.00	-2.5 to 2.5	Pass	
				-30	3.85	1.17	0.00	-2.5 to 2.5	Pass	
					-20	3.85	6.71	0.00	-2.5 to 2.5	Pass
						-10	3.85	15.18	0.01	-2.5 to 2.5
				0	3.85	14.88	0.01	-2.5 to 2.5	Pass	
10					3.85	23.95	0.01	-2.5 to 2.5	Pass	
30				3.85	29.01	0.02	-2.5 to 2.5	Pass		



**BUREAU
VERITAS**

Test Report No.: W7L-P22090015-4RF06

	1753.5	15	0	40	3.85	30.54	0.02	-2.5 to 2.5	Pass
				50	3.85	40.03	0.02	-2.5 to 2.5	Pass
				20	3.27	-18.94	-0.01	-2.5 to 2.5	Pass
					3.85	-14.94	-0.01	-2.5 to 2.5	Pass
					4.43	-12.72	-0.01	-2.5 to 2.5	Pass
				-30	3.85	-7.14	-0.00	-2.5 to 2.5	Pass
				-20	3.85	-9.01	-0.01	-2.5 to 2.5	Pass
				-10	3.85	-2.95	-0.00	-2.5 to 2.5	Pass
				0	3.85	-3.82	-0.00	-2.5 to 2.5	Pass
				10	3.85	2.25	0.00	-2.5 to 2.5	Pass
				30	3.85	0.26	0.00	-2.5 to 2.5	Pass
				40	3.85	-0.76	-0.00	-2.5 to 2.5	Pass
				50	3.85	3.73	0.00	-2.5 to 2.5	Pass
64QAM	1711.5	15	0	20	3.27	-1.66	-0.00	-2.5 to 2.5	Pass
					3.85	-15.49	-0.01	-2.5 to 2.5	Pass
					4.43	-16.58	-0.01	-2.5 to 2.5	Pass
				-30	3.85	-16.11	-0.01	-2.5 to 2.5	Pass
				-20	3.85	-11.12	-0.01	-2.5 to 2.5	Pass
				-10	3.85	-0.59	-0.00	-2.5 to 2.5	Pass
				0	3.85	0.90	0.00	-2.5 to 2.5	Pass
				10	3.85	8.74	0.01	-2.5 to 2.5	Pass
	30	3.85	12.40	0.01	-2.5 to 2.5	Pass			
	40	3.85	17.18	0.01	-2.5 to 2.5	Pass			
	50	3.85	18.41	0.01	-2.5 to 2.5	Pass			
	1732.5	15	0	20	3.27	17.39	0.01	-2.5 to 2.5	Pass
					3.85	9.51	0.01	-2.5 to 2.5	Pass
				4.43	18.34	0.01	-2.5 to 2.5	Pass	
-30				3.85	20.17	0.01	-2.5 to 2.5	Pass	
-20				3.85	26.42	0.02	-2.5 to 2.5	Pass	
-10				3.85	29.38	0.02	-2.5 to 2.5	Pass	
0				3.85	38.55	0.02	-2.5 to 2.5	Pass	
10				3.85	42.73	0.02	-2.5 to 2.5	Pass	
30	3.85	10.99	0.01	-2.5 to 2.5	Pass				
40	3.85	14.39	0.01	-2.5 to 2.5	Pass				
50	3.85	23.17	0.01	-2.5 to 2.5	Pass				
1753.5	15	0	20	3.27	7.32	0.00	-2.5 to 2.5	Pass	
				3.85	11.49	0.01	-2.5 to 2.5	Pass	
				4.43	19.28	0.01	-2.5 to 2.5	Pass	
			-30	3.85	22.07	0.01	-2.5 to 2.5	Pass	
			-20	3.85	27.54	0.02	-2.5 to 2.5	Pass	
			-10	3.85	29.51	0.02	-2.5 to 2.5	Pass	
			0	3.85	34.98	0.02	-2.5 to 2.5	Pass	
			10	3.85	26.65	0.02	-2.5 to 2.5	Pass	
30	3.85	32.90	0.02	-2.5 to 2.5	Pass				
40	3.85	40.84	0.02	-2.5 to 2.5	Pass				
50	3.85	39.97	0.02	-2.5 to 2.5	Pass				



Test Report No.: W7L-P22090015-4RF06

B4_5MHZ TEST RESULT

Band: 4 / Bandwidth: 5MHz										
Modulation	Frequency (MHz)	RB Allocation		Temp. (°C)	Voltage (VDC)	Freq. Error (Hz)	Freq. vs. Rated (ppm)		Verdict	
		Size	Offset				Result	Limit		
QPSK	1712.5	25	0	20	3.27	0.74	0.00	-2.5 to 2.5	Pass	
					3.85	3.46	0.00	-2.5 to 2.5	Pass	
					4.43	7.98	0.00	-2.5 to 2.5	Pass	
				-30	3.85	9.18	0.01	-2.5 to 2.5	Pass	
					-20	3.85	2.17	0.00	-2.5 to 2.5	Pass
						3.85	0.16	0.00	-2.5 to 2.5	Pass
				0	3.85	-7.50	-0.00	-2.5 to 2.5	Pass	
					10	3.85	-17.35	-0.01	-2.5 to 2.5	Pass
				30	3.85	-25.75	-0.01	-2.5 to 2.5	Pass	
					40	3.85	-29.20	-0.02	-2.5 to 2.5	Pass
				50	3.85	-44.43	-0.03	-2.5 to 2.5	Pass	
				1732.5	25	0	20	3.27	-8.65	-0.01
	3.85	-7.31	-0.00					-2.5 to 2.5	Pass	
	4.43	-6.62	-0.00					-2.5 to 2.5	Pass	
	-30	3.85	-9.38				-0.01	-2.5 to 2.5	Pass	
		-20	3.85				-8.10	-0.00	-2.5 to 2.5	Pass
			3.85				-16.71	-0.01	-2.5 to 2.5	Pass
	0	3.85	-20.76				-0.01	-2.5 to 2.5	Pass	
		10	3.85				-26.66	-0.02	-2.5 to 2.5	Pass
	30	3.85	-33.43				-0.02	-2.5 to 2.5	Pass	
		40	3.85				-43.16	-0.02	-2.5 to 2.5	Pass
	50	3.85	-40.35				-0.02	-2.5 to 2.5	Pass	
	16QAM	1752.5	25				0	20	3.27	8.93
				3.85	2.55	0.00			-2.5 to 2.5	Pass
4.43				2.29	0.00	-2.5 to 2.5			Pass	
-30				3.85	0.03	0.00		-2.5 to 2.5	Pass	
				-20	3.85	-1.83		-0.00	-2.5 to 2.5	Pass
					3.85	-7.97		-0.00	-2.5 to 2.5	Pass
0				3.85	-24.39	-0.01		-2.5 to 2.5	Pass	
				10	3.85	-32.43		-0.02	-2.5 to 2.5	Pass
30				3.85	-20.10	-0.01		-2.5 to 2.5	Pass	
				40	3.85	-10.91		-0.01	-2.5 to 2.5	Pass
50				3.85	-16.08	-0.01		-2.5 to 2.5	Pass	
1712.5				25	0	20		3.27	-9.44	-0.01
		3.85	-1.42				-0.00	-2.5 to 2.5	Pass	
		4.43	-5.99				-0.00	-2.5 to 2.5	Pass	
		-30	3.85			-10.16	-0.01	-2.5 to 2.5	Pass	
			-20			3.85	-12.29	-0.01	-2.5 to 2.5	Pass
						3.85	-7.95	-0.00	-2.5 to 2.5	Pass
		0	3.85			-9.14	-0.01	-2.5 to 2.5	Pass	
			10			3.85	-7.11	-0.00	-2.5 to 2.5	Pass
		30	3.85			-2.72	-0.00	-2.5 to 2.5	Pass	
			40			3.85	2.25	0.00	-2.5 to 2.5	Pass
		50	3.85			3.72	0.00	-2.5 to 2.5	Pass	
		1732.5	25			0	20	3.27	3.33	0.00
3.85				3.38	0.00			-2.5 to 2.5	Pass	
4.43	5.16			0.00	-2.5 to 2.5			Pass		
-30	3.85			3.15	0.00		-2.5 to 2.5	Pass		
	-20			3.85	2.06		0.00	-2.5 to 2.5	Pass	
				3.85	1.69		0.00	-2.5 to 2.5	Pass	
0	3.85			-2.39	-0.00		-2.5 to 2.5	Pass		
	10			3.85	-1.65		-0.00	-2.5 to 2.5	Pass	
30	3.85			6.34	0.00		-2.5 to 2.5	Pass		
	40			3.85	8.88		0.01	-2.5 to 2.5	Pass	



**BUREAU
VERITAS**

Test Report No.: W7L-P22090015-4RF06

	1752.5	25	0	50	3.85	6.64	0.00	-2.5 to 2.5	Pass
				20	3.27	-18.31	-0.01	-2.5 to 2.5	Pass
					3.85	-21.56	-0.01	-2.5 to 2.5	Pass
					4.43	-24.50	-0.01	-2.5 to 2.5	Pass
				-30	3.85	-21.14	-0.01	-2.5 to 2.5	Pass
				-20	3.85	-15.56	-0.01	-2.5 to 2.5	Pass
				-10	3.85	-19.55	-0.01	-2.5 to 2.5	Pass
				0	3.85	-15.41	-0.01	-2.5 to 2.5	Pass
				10	3.85	-14.55	-0.01	-2.5 to 2.5	Pass
				30	3.85	-7.83	-0.00	-2.5 to 2.5	Pass
40	3.85	-0.50	-0.00	-2.5 to 2.5	Pass				
50	3.85	-2.70	-0.00	-2.5 to 2.5	Pass				
64QAM	1712.5	25	0	20	3.27	1.25	0.00	-2.5 to 2.5	Pass
					3.85	2.80	0.00	-2.5 to 2.5	Pass
					4.43	6.59	0.00	-2.5 to 2.5	Pass
				-30	3.85	5.59	0.00	-2.5 to 2.5	Pass
				-20	3.85	6.37	0.00	-2.5 to 2.5	Pass
				-10	3.85	15.58	0.01	-2.5 to 2.5	Pass
				0	3.85	14.63	0.01	-2.5 to 2.5	Pass
				10	3.85	23.99	0.01	-2.5 to 2.5	Pass
				30	3.85	30.53	0.02	-2.5 to 2.5	Pass
				40	3.85	-11.14	-0.01	-2.5 to 2.5	Pass
	50	3.85	-1.33	-0.00	-2.5 to 2.5	Pass			
	1732.5	25	0	20	3.27	12.75	0.01	-2.5 to 2.5	Pass
					3.85	19.88	0.01	-2.5 to 2.5	Pass
					4.43	16.36	0.01	-2.5 to 2.5	Pass
				-30	3.85	14.72	0.01	-2.5 to 2.5	Pass
				-20	3.85	22.59	0.01	-2.5 to 2.5	Pass
				-10	3.85	23.26	0.01	-2.5 to 2.5	Pass
				0	3.85	26.48	0.02	-2.5 to 2.5	Pass
				10	3.85	33.10	0.02	-2.5 to 2.5	Pass
				30	3.85	-7.47	-0.00	-2.5 to 2.5	Pass
40				3.85	-6.89	-0.00	-2.5 to 2.5	Pass	
50	3.85	-7.67	-0.00	-2.5 to 2.5	Pass				
1752.5	25	0	20	3.27	-0.99	-0.00	-2.5 to 2.5	Pass	
				3.85	3.92	0.00	-2.5 to 2.5	Pass	
				4.43	15.69	0.01	-2.5 to 2.5	Pass	
			-30	3.85	21.44	0.01	-2.5 to 2.5	Pass	
			-20	3.85	26.19	0.01	-2.5 to 2.5	Pass	
			-10	3.85	31.17	0.02	-2.5 to 2.5	Pass	
			0	3.85	35.72	0.02	-2.5 to 2.5	Pass	
			10	3.85	4.36	0.00	-2.5 to 2.5	Pass	
			30	3.85	10.84	0.01	-2.5 to 2.5	Pass	
			40	3.85	15.01	0.01	-2.5 to 2.5	Pass	
50	3.85	19.01	0.01	-2.5 to 2.5	Pass				



Test Report No.: W7L-P22090015-4RF06

B4_10MHZ TEST RESULT

Band: 4 / Bandwidth: 10MHz									
Modulation	Frequency (MHz)	RB Allocation		Temp. (°C)	Voltage (VDC)	Freq. Error (Hz)	Freq. vs. Rated (ppm)		Verdict
		Size	Offset				Result	Limit	
QPSK	1715	50	0	20	3.27	17.71	0.01	-2.5 to 2.5	Pass
					3.85	20.73	0.01	-2.5 to 2.5	Pass
					4.43	16.54	0.01	-2.5 to 2.5	Pass
				-30	3.85	8.43	0.00	-2.5 to 2.5	Pass
				-20	3.85	-1.25	-0.00	-2.5 to 2.5	Pass
				-10	3.85	-6.47	-0.00	-2.5 to 2.5	Pass
				0	3.85	-17.80	-0.01	-2.5 to 2.5	Pass
				10	3.85	-34.19	-0.02	-2.5 to 2.5	Pass
				30	3.85	-9.01	-0.01	-2.5 to 2.5	Pass
	40	3.85	-28.15	-0.02	-2.5 to 2.5	Pass			
	50	3.85	-22.37	-0.01	-2.5 to 2.5	Pass			
	1732.5	50	0	20	3.27	0.96	0.00	-2.5 to 2.5	Pass
					3.85	9.00	0.01	-2.5 to 2.5	Pass
					4.43	5.19	0.00	-2.5 to 2.5	Pass
				-30	3.85	-3.32	-0.00	-2.5 to 2.5	Pass
				-20	3.85	-15.09	-0.01	-2.5 to 2.5	Pass
				-10	3.85	-20.60	-0.01	-2.5 to 2.5	Pass
				0	3.85	-32.53	-0.02	-2.5 to 2.5	Pass
				10	3.85	-6.70	-0.00	-2.5 to 2.5	Pass
				30	3.85	-14.76	-0.01	-2.5 to 2.5	Pass
	40	3.85	-15.98	-0.01	-2.5 to 2.5	Pass			
	50	3.85	-21.52	-0.01	-2.5 to 2.5	Pass			
	1750	50	0	20	3.27	-14.35	-0.01	-2.5 to 2.5	Pass
					3.85	-22.07	-0.01	-2.5 to 2.5	Pass
4.43					-34.76	-0.02	-2.5 to 2.5	Pass	
-30				3.85	-42.66	-0.02	-2.5 to 2.5	Pass	
-20				3.85	-11.07	-0.01	-2.5 to 2.5	Pass	
-10				3.85	-23.46	-0.01	-2.5 to 2.5	Pass	
0				3.85	-2.12	-0.00	-2.5 to 2.5	Pass	
10				3.85	-3.83	-0.00	-2.5 to 2.5	Pass	
30				3.85	-14.55	-0.01	-2.5 to 2.5	Pass	
40	3.85	-26.41	-0.02	-2.5 to 2.5	Pass				
50	3.85	-32.79	-0.02	-2.5 to 2.5	Pass				
16QAM	1715	50	0	20	3.27	-20.43	-0.01	-2.5 to 2.5	Pass
					3.85	-27.80	-0.02	-2.5 to 2.5	Pass
					4.43	-25.51	-0.01	-2.5 to 2.5	Pass
				-30	3.85	-28.62	-0.02	-2.5 to 2.5	Pass
				-20	3.85	-30.34	-0.02	-2.5 to 2.5	Pass
				-10	3.85	-23.52	-0.01	-2.5 to 2.5	Pass
				0	3.85	-23.55	-0.01	-2.5 to 2.5	Pass
				10	3.85	-22.47	-0.01	-2.5 to 2.5	Pass
				30	3.85	-25.21	-0.01	-2.5 to 2.5	Pass
	40	3.85	-26.19	-0.02	-2.5 to 2.5	Pass			
	50	3.85	-14.42	-0.01	-2.5 to 2.5	Pass			
	1732.5	50	0	20	3.27	-24.06	-0.01	-2.5 to 2.5	Pass
					3.85	-26.46	-0.02	-2.5 to 2.5	Pass
					4.43	-22.42	-0.01	-2.5 to 2.5	Pass
				-30	3.85	-17.64	-0.01	-2.5 to 2.5	Pass
				-20	3.85	-16.81	-0.01	-2.5 to 2.5	Pass
				-10	3.85	-17.15	-0.01	-2.5 to 2.5	Pass
				0	3.85	-12.80	-0.01	-2.5 to 2.5	Pass
				10	3.85	-8.97	-0.01	-2.5 to 2.5	Pass
				30	3.85	-4.91	-0.00	-2.5 to 2.5	Pass
	40	3.85	-3.96	-0.00	-2.5 to 2.5	Pass			



**BUREAU
VERITAS**

Test Report No.: W7L-P22090015-4RF06

	1750	50	0	50	3.85	-1.09	-0.00	-2.5 to 2.5	Pass
				20	3.27	0.67	0.00	-2.5 to 2.5	Pass
					3.85	3.95	0.00	-2.5 to 2.5	Pass
					4.43	16.19	0.01	-2.5 to 2.5	Pass
				-30	3.85	23.19	0.01	-2.5 to 2.5	Pass
				-20	3.85	24.66	0.01	-2.5 to 2.5	Pass
				-10	3.85	29.02	0.02	-2.5 to 2.5	Pass
				0	3.85	34.45	0.02	-2.5 to 2.5	Pass
				10	3.85	40.87	0.02	-2.5 to 2.5	Pass
				30	3.85	22.72	0.01	-2.5 to 2.5	Pass
40	3.85	20.67	0.01	-2.5 to 2.5	Pass				
50	3.85	22.90	0.01	-2.5 to 2.5	Pass				
64QAM	1715	50	0	20	3.27	-11.13	-0.01	-2.5 to 2.5	Pass
					3.85	-6.51	-0.00	-2.5 to 2.5	Pass
					4.43	4.54	0.00	-2.5 to 2.5	Pass
				-30	3.85	13.55	0.01	-2.5 to 2.5	Pass
				-20	3.85	33.92	0.02	-2.5 to 2.5	Pass
				-10	3.85	19.45	0.01	-2.5 to 2.5	Pass
				0	3.85	29.87	0.02	-2.5 to 2.5	Pass
				10	3.85	32.17	0.02	-2.5 to 2.5	Pass
				30	3.85	20.54	0.01	-2.5 to 2.5	Pass
				40	3.85	24.59	0.01	-2.5 to 2.5	Pass
	50	3.85	27.49	0.02	-2.5 to 2.5	Pass			
	1732.5	50	0	20	3.27	9.27	0.01	-2.5 to 2.5	Pass
					3.85	14.83	0.01	-2.5 to 2.5	Pass
					4.43	22.57	0.01	-2.5 to 2.5	Pass
				-30	3.85	31.53	0.02	-2.5 to 2.5	Pass
				-20	3.85	6.92	0.00	-2.5 to 2.5	Pass
				-10	3.85	15.01	0.01	-2.5 to 2.5	Pass
				0	3.85	13.80	0.01	-2.5 to 2.5	Pass
				10	3.85	20.50	0.01	-2.5 to 2.5	Pass
	30	3.85	23.59	0.01	-2.5 to 2.5	Pass			
40	3.85	35.60	0.02	-2.5 to 2.5	Pass				
50	3.85	39.23	0.02	-2.5 to 2.5	Pass				
1750	50	0	20	3.27	41.77	0.02	-2.5 to 2.5	Pass	
				3.85	13.32	0.01	-2.5 to 2.5	Pass	
				4.43	23.86	0.01	-2.5 to 2.5	Pass	
			-30	3.85	32.22	0.02	-2.5 to 2.5	Pass	
			-20	3.85	40.43	0.02	-2.5 to 2.5	Pass	
			-10	3.85	7.90	0.00	-2.5 to 2.5	Pass	
			0	3.85	22.33	0.01	-2.5 to 2.5	Pass	
			10	3.85	-3.42	-0.00	-2.5 to 2.5	Pass	
30	3.85	11.06	0.01	-2.5 to 2.5	Pass				
40	3.85	22.22	0.01	-2.5 to 2.5	Pass				
50	3.85	32.99	0.02	-2.5 to 2.5	Pass				



Test Report No.: W7L-P22090015-4RF06

B4_15MHZ TEST RESULT

Band: 4 / Bandwidth: 15MHz												
Modulation	Frequency (MHz)	RB Allocation		Temp. (°C)	Voltage (VDC)	Freq. Error (Hz)	Freq. vs. Rated (ppm)		Verdict			
		Size	Offset				Result	Limit				
QPSK	1717.5	75	0	20	3.27	-4.72	-0.00	-2.5 to 2.5	Pass			
					3.85	-5.57	-0.00	-2.5 to 2.5	Pass			
					4.43	-14.82	-0.01	-2.5 to 2.5	Pass			
				-30	3.85	-25.69	-0.01	-2.5 to 2.5	Pass			
					-20	3.85	-16.62	-0.01	-2.5 to 2.5	Pass		
						3.85	3.79	0.00	-2.5 to 2.5	Pass		
				0	3.85	-8.22	-0.00	-2.5 to 2.5	Pass			
					10	3.85	-26.48	-0.02	-2.5 to 2.5	Pass		
				30	3.85	-34.45	-0.02	-2.5 to 2.5	Pass			
					40	3.85	-17.65	-0.01	-2.5 to 2.5	Pass		
				50		3.85	-27.89	-0.02	-2.5 to 2.5	Pass		
				1732.5	75	0	20	3.27	13.15	0.01	-2.5 to 2.5	Pass
								3.85	7.09	0.00	-2.5 to 2.5	Pass
								4.43	1.83	0.00	-2.5 to 2.5	Pass
							-30	3.85	-7.77	-0.00	-2.5 to 2.5	Pass
	-20	3.85	-22.30					-0.01	-2.5 to 2.5	Pass		
		3.85	-13.16					-0.01	-2.5 to 2.5	Pass		
	0	3.85	-15.65				-0.01	-2.5 to 2.5	Pass			
		10	3.85				-31.71	-0.02	-2.5 to 2.5	Pass		
	30	3.85	-41.80				-0.02	-2.5 to 2.5	Pass			
		40	3.85				-45.33	-0.03	-2.5 to 2.5	Pass		
	50		3.85				-44.06	-0.03	-2.5 to 2.5	Pass		
	1747.5	75	0				20	3.27	10.40	0.01	-2.5 to 2.5	Pass
								3.85	9.30	0.01	-2.5 to 2.5	Pass
								4.43	3.90	0.00	-2.5 to 2.5	Pass
							-30	3.85	-6.24	-0.00	-2.5 to 2.5	Pass
				-20	3.85	-18.35		-0.01	-2.5 to 2.5	Pass		
					3.85	-27.04		-0.02	-2.5 to 2.5	Pass		
				0	3.85	-38.94	-0.02	-2.5 to 2.5	Pass			
					10	3.85	-13.42	-0.01	-2.5 to 2.5	Pass		
30				3.85	-18.34	-0.01	-2.5 to 2.5	Pass				
				40	3.85	-25.61	-0.01	-2.5 to 2.5	Pass			
50					3.85	-30.24	-0.02	-2.5 to 2.5	Pass			
16QAM				1717.5	75	0	20	3.27	-0.20	-0.00	-2.5 to 2.5	Pass
								3.85	-8.22	-0.00	-2.5 to 2.5	Pass
								4.43	-7.70	-0.00	-2.5 to 2.5	Pass
							-30	3.85	-13.02	-0.01	-2.5 to 2.5	Pass
	-20	3.85	-15.58					-0.01	-2.5 to 2.5	Pass		
		3.85	-16.16					-0.01	-2.5 to 2.5	Pass		
	0	3.85	-11.04				-0.01	-2.5 to 2.5	Pass			
		10	3.85				-16.28	-0.01	-2.5 to 2.5	Pass		
	30	3.85	-15.92				-0.01	-2.5 to 2.5	Pass			
		40	3.85				-19.25	-0.01	-2.5 to 2.5	Pass		
	50		3.85				-17.12	-0.01	-2.5 to 2.5	Pass		
	1732.5	75	0				20	3.27	-44.60	-0.03	-2.5 to 2.5	Pass
								3.85	-40.48	-0.02	-2.5 to 2.5	Pass
								4.43	-33.77	-0.02	-2.5 to 2.5	Pass
							-30	3.85	-33.77	-0.02	-2.5 to 2.5	Pass
				-20	3.85	-39.54		-0.02	-2.5 to 2.5	Pass		
					3.85	-41.87		-0.02	-2.5 to 2.5	Pass		
				0	3.85	-6.02	-0.00	-2.5 to 2.5	Pass			
					10	3.85	-0.16	-0.00	-2.5 to 2.5	Pass		
				30	3.85	7.88	0.00	-2.5 to 2.5	Pass			
					40	3.85	8.31	0.00	-2.5 to 2.5	Pass		



**BUREAU
VERITAS**

Test Report No.: W7L-P22090015-4RF06

	1747.5	75	0	50	3.85	12.43	0.01	-2.5 to 2.5	Pass
				20	3.27	-48.64	-0.03	-2.5 to 2.5	Pass
					3.85	-3.85	-0.00	-2.5 to 2.5	Pass
					4.43	-6.12	-0.00	-2.5 to 2.5	Pass
				-30	3.85	-9.71	-0.01	-2.5 to 2.5	Pass
				-20	3.85	-13.28	-0.01	-2.5 to 2.5	Pass
				-10	3.85	-18.65	-0.01	-2.5 to 2.5	Pass
				0	3.85	-12.75	-0.01	-2.5 to 2.5	Pass
				10	3.85	-15.61	-0.01	-2.5 to 2.5	Pass
				30	3.85	-14.28	-0.01	-2.5 to 2.5	Pass
40	3.85	-1.37	-0.00	-2.5 to 2.5	Pass				
50	3.85	1.79	0.00	-2.5 to 2.5	Pass				
64QAM	1717.5	75	0	20	3.27	-15.88	-0.01	-2.5 to 2.5	Pass
					3.85	-8.64	-0.01	-2.5 to 2.5	Pass
					4.43	1.22	0.00	-2.5 to 2.5	Pass
				-30	3.85	-2.96	-0.00	-2.5 to 2.5	Pass
				-20	3.85	3.46	0.00	-2.5 to 2.5	Pass
				-10	3.85	10.74	0.01	-2.5 to 2.5	Pass
				0	3.85	12.33	0.01	-2.5 to 2.5	Pass
				10	3.85	15.65	0.01	-2.5 to 2.5	Pass
				30	3.85	19.34	0.01	-2.5 to 2.5	Pass
	40	3.85	30.54	0.02	-2.5 to 2.5	Pass			
	50	3.85	35.89	0.02	-2.5 to 2.5	Pass			
	1732.5	75	0	20	3.27	13.73	0.01	-2.5 to 2.5	Pass
					3.85	19.23	0.01	-2.5 to 2.5	Pass
					4.43	25.43	0.01	-2.5 to 2.5	Pass
				-30	3.85	31.21	0.02	-2.5 to 2.5	Pass
				-20	3.85	26.52	0.02	-2.5 to 2.5	Pass
				-10	3.85	11.41	0.01	-2.5 to 2.5	Pass
				0	3.85	14.39	0.01	-2.5 to 2.5	Pass
10				3.85	18.40	0.01	-2.5 to 2.5	Pass	
30				3.85	24.19	0.01	-2.5 to 2.5	Pass	
40	3.85	11.00	0.01	-2.5 to 2.5	Pass				
50	3.85	13.85	0.01	-2.5 to 2.5	Pass				
1747.5	75	0	20	3.27	14.48	0.01	-2.5 to 2.5	Pass	
				3.85	21.56	0.01	-2.5 to 2.5	Pass	
				4.43	35.91	0.02	-2.5 to 2.5	Pass	
			-30	3.85	16.41	0.01	-2.5 to 2.5	Pass	
			-20	3.85	-0.99	-0.00	-2.5 to 2.5	Pass	
			-10	3.85	8.97	0.01	-2.5 to 2.5	Pass	
			0	3.85	13.76	0.01	-2.5 to 2.5	Pass	
			10	3.85	18.47	0.01	-2.5 to 2.5	Pass	
			30	3.85	9.96	0.01	-2.5 to 2.5	Pass	
40	3.85	-7.12	-0.00	-2.5 to 2.5	Pass				
50	3.85	-0.92	-0.00	-2.5 to 2.5	Pass				



Test Report No.: W7L-P22090015-4RF06

B4_20MHZ TEST RESULT

Band: 4 / Bandwidth: 20MHz										
Modulation	Frequency (MHz)	RB Allocation		Temp. (°C)	Voltage (VDC)	Freq. Error (Hz)	Freq. vs. Rated (ppm)		Verdict	
		Size	Offset				Result	Limit		
QPSK	1720	100	0	20	3.27	8.71	0.01	-2.5 to 2.5	Pass	
					3.85	-2.49	-0.00	-2.5 to 2.5	Pass	
					4.43	-10.34	-0.01	-2.5 to 2.5	Pass	
				-30	3.85	-26.77	-0.02	-2.5 to 2.5	Pass	
					-20	3.85	-37.56	-0.02	-2.5 to 2.5	Pass
						3.85	-9.96	-0.01	-2.5 to 2.5	Pass
				0	3.85	-28.68	-0.02	-2.5 to 2.5	Pass	
				10	3.85	-12.90	-0.01	-2.5 to 2.5	Pass	
				30	3.85	-19.77	-0.01	-2.5 to 2.5	Pass	
	40	3.85	-15.75	-0.01	-2.5 to 2.5	Pass				
	50	3.85	-18.75	-0.01	-2.5 to 2.5	Pass				
	1732.5	100	0	20	3.27	-5.91	-0.00	-2.5 to 2.5	Pass	
					3.85	-3.33	-0.00	-2.5 to 2.5	Pass	
					4.43	-17.04	-0.01	-2.5 to 2.5	Pass	
				-30	3.85	-28.73	-0.02	-2.5 to 2.5	Pass	
					-20	3.85	3.28	0.00	-2.5 to 2.5	Pass
						3.85	-22.92	-0.01	-2.5 to 2.5	Pass
				0	3.85	-12.27	-0.01	-2.5 to 2.5	Pass	
				10	3.85	-33.40	-0.02	-2.5 to 2.5	Pass	
				30	3.85	-12.73	-0.01	-2.5 to 2.5	Pass	
	40	3.85	-34.17	-0.02	-2.5 to 2.5	Pass				
	50	3.85	-16.58	-0.01	-2.5 to 2.5	Pass				
	1745	100	0	20	3.27	-0.94	-0.00	-2.5 to 2.5	Pass	
					3.85	-12.42	-0.01	-2.5 to 2.5	Pass	
4.43					-30.10	-0.02	-2.5 to 2.5	Pass		
-30				3.85	-14.91	-0.01	-2.5 to 2.5	Pass		
				-20	3.85	-36.85	-0.02	-2.5 to 2.5	Pass	
					3.85	-10.33	-0.01	-2.5 to 2.5	Pass	
0				3.85	-30.23	-0.02	-2.5 to 2.5	Pass		
10				3.85	-19.50	-0.01	-2.5 to 2.5	Pass		
30				3.85	-14.08	-0.01	-2.5 to 2.5	Pass		
40	3.85	-26.12	-0.01	-2.5 to 2.5	Pass					
50	3.85	-18.32	-0.01	-2.5 to 2.5	Pass					
16QAM	1720	100	0	20	3.27	-24.42	-0.01	-2.5 to 2.5	Pass	
					3.85	-20.61	-0.01	-2.5 to 2.5	Pass	
					4.43	-29.34	-0.02	-2.5 to 2.5	Pass	
				-30	3.85	-23.60	-0.01	-2.5 to 2.5	Pass	
					-20	3.85	9.40	0.01	-2.5 to 2.5	Pass
						3.85	14.81	0.01	-2.5 to 2.5	Pass
				0	3.85	17.75	0.01	-2.5 to 2.5	Pass	
				10	3.85	24.66	0.01	-2.5 to 2.5	Pass	
				30	3.85	27.92	0.02	-2.5 to 2.5	Pass	
	40	3.85	25.45	0.01	-2.5 to 2.5	Pass				
	50	3.85	23.26	0.01	-2.5 to 2.5	Pass				
	1732.5	100	0	20	3.27	-40.34	-0.02	-2.5 to 2.5	Pass	
					3.85	7.35	0.00	-2.5 to 2.5	Pass	
					4.43	21.47	0.01	-2.5 to 2.5	Pass	
				-30	3.85	11.87	0.01	-2.5 to 2.5	Pass	
					-20	3.85	-19.00	-0.01	-2.5 to 2.5	Pass
						3.85	-15.98	-0.01	-2.5 to 2.5	Pass
				0	3.85	-11.46	-0.01	-2.5 to 2.5	Pass	
				10	3.85	-9.61	-0.01	-2.5 to 2.5	Pass	
				30	3.85	-10.54	-0.01	-2.5 to 2.5	Pass	
	40	3.85	-1.57	-0.00	-2.5 to 2.5	Pass				



**BUREAU
VERITAS**

Test Report No.: W7L-P22090015-4RF06

	1745	100	0	50	3.85	1.60	0.00	-2.5 to 2.5	Pass
				20	3.27	-19.04	-0.01	-2.5 to 2.5	Pass
					3.85	1.79	0.00	-2.5 to 2.5	Pass
					4.43	-3.05	-0.00	-2.5 to 2.5	Pass
					-30	3.85	-11.83	-0.01	-2.5 to 2.5
				-20	3.85	-11.54	-0.01	-2.5 to 2.5	Pass
				-10	3.85	-12.85	-0.01	-2.5 to 2.5	Pass
				0	3.85	-20.21	-0.01	-2.5 to 2.5	Pass
				10	3.85	-16.65	-0.01	-2.5 to 2.5	Pass
				30	3.85	-15.48	-0.01	-2.5 to 2.5	Pass
40	3.85	-13.99	-0.01	-2.5 to 2.5	Pass				
50	3.85	-10.06	-0.01	-2.5 to 2.5	Pass				
64QAM	1720	100	0	20	3.27	27.31	0.02	-2.5 to 2.5	Pass
					3.85	29.87	0.02	-2.5 to 2.5	Pass
					4.43	11.77	0.01	-2.5 to 2.5	Pass
					-30	3.85	22.80	0.01	-2.5 to 2.5
				-20	3.85	35.08	0.02	-2.5 to 2.5	Pass
				-10	3.85	9.05	0.01	-2.5 to 2.5	Pass
				0	3.85	17.54	0.01	-2.5 to 2.5	Pass
				10	3.85	22.82	0.01	-2.5 to 2.5	Pass
				30	3.85	25.76	0.01	-2.5 to 2.5	Pass
				40	3.85	36.68	0.02	-2.5 to 2.5	Pass
	50	3.85	8.90	0.01	-2.5 to 2.5	Pass			
	1732.5	100	0	20	3.27	10.14	0.01	-2.5 to 2.5	Pass
					3.85	23.09	0.01	-2.5 to 2.5	Pass
					4.43	13.68	0.01	-2.5 to 2.5	Pass
					-30	3.85	6.54	0.00	-2.5 to 2.5
				-20	3.85	15.91	0.01	-2.5 to 2.5	Pass
				-10	3.85	25.16	0.01	-2.5 to 2.5	Pass
				0	3.85	26.78	0.02	-2.5 to 2.5	Pass
				10	3.85	5.22	0.00	-2.5 to 2.5	Pass
				30	3.85	20.57	0.01	-2.5 to 2.5	Pass
40				3.85	31.53	0.02	-2.5 to 2.5	Pass	
50	3.85	9.27	0.01	-2.5 to 2.5	Pass				
1745	100	0	20	3.27	-3.49	-0.00	-2.5 to 2.5	Pass	
				3.85	-0.41	-0.00	-2.5 to 2.5	Pass	
				4.43	10.69	0.01	-2.5 to 2.5	Pass	
				-30	3.85	21.21	0.01	-2.5 to 2.5	Pass
			-20	3.85	31.13	0.02	-2.5 to 2.5	Pass	
			-10	3.85	15.51	0.01	-2.5 to 2.5	Pass	
			0	3.85	28.50	0.02	-2.5 to 2.5	Pass	
			10	3.85	38.20	0.02	-2.5 to 2.5	Pass	
			30	3.85	37.94	0.02	-2.5 to 2.5	Pass	
			40	3.85	2.50	0.00	-2.5 to 2.5	Pass	
50	3.85	15.92	0.01	-2.5 to 2.5	Pass				

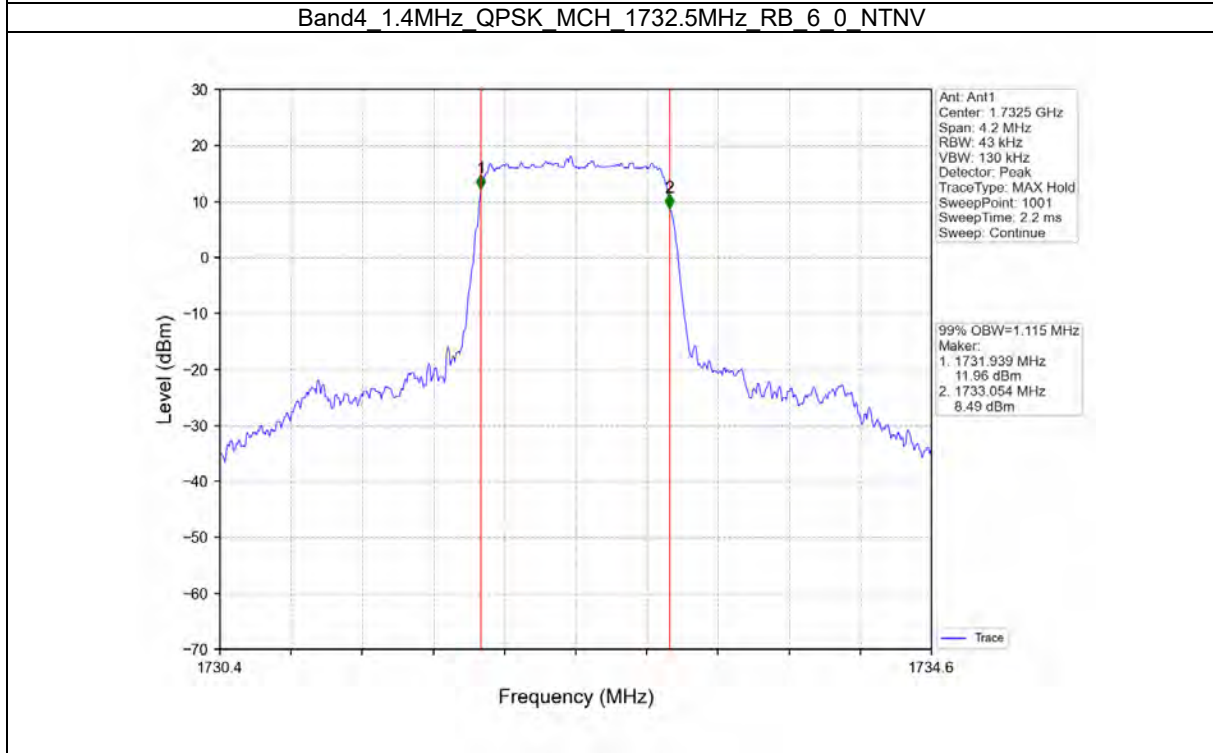
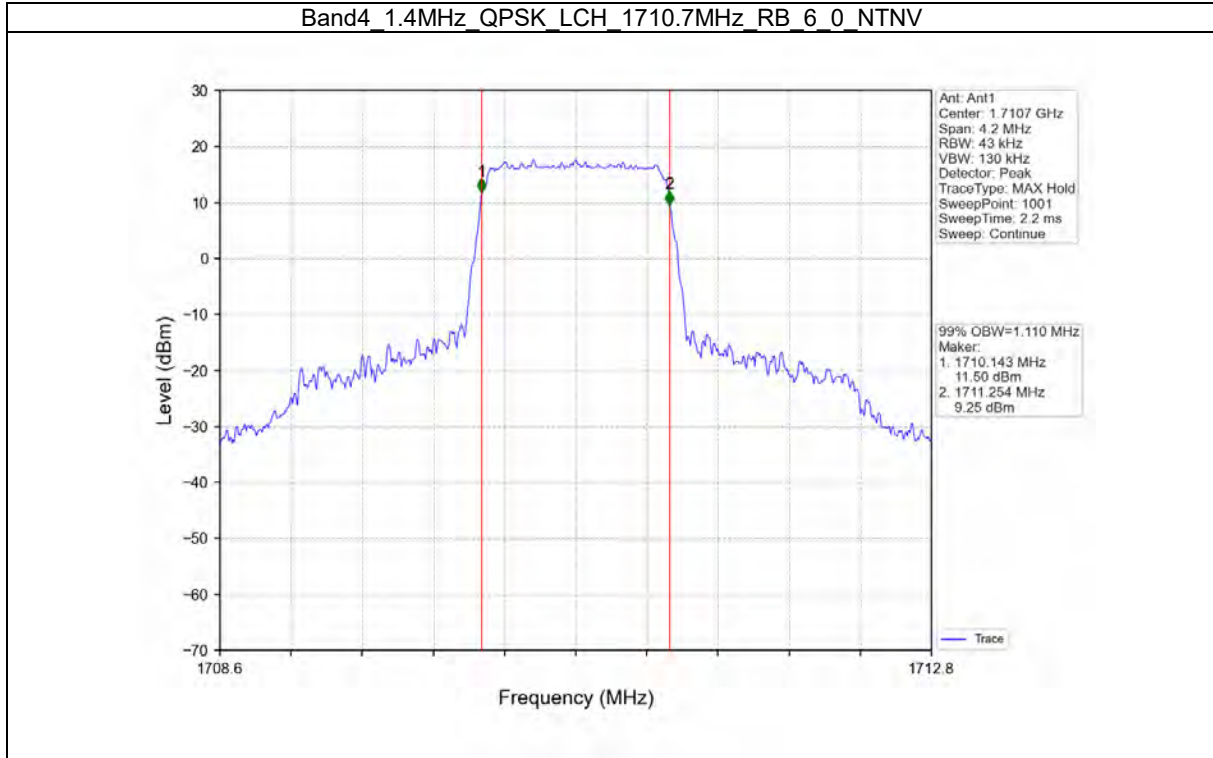


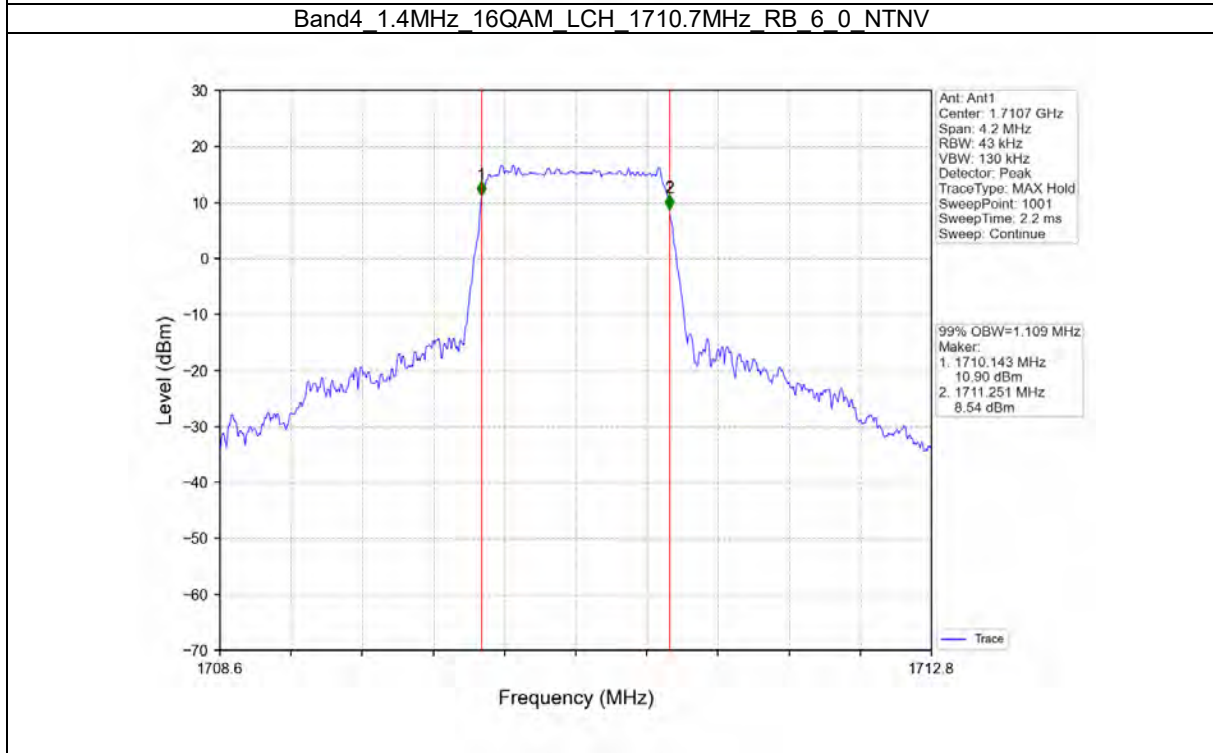
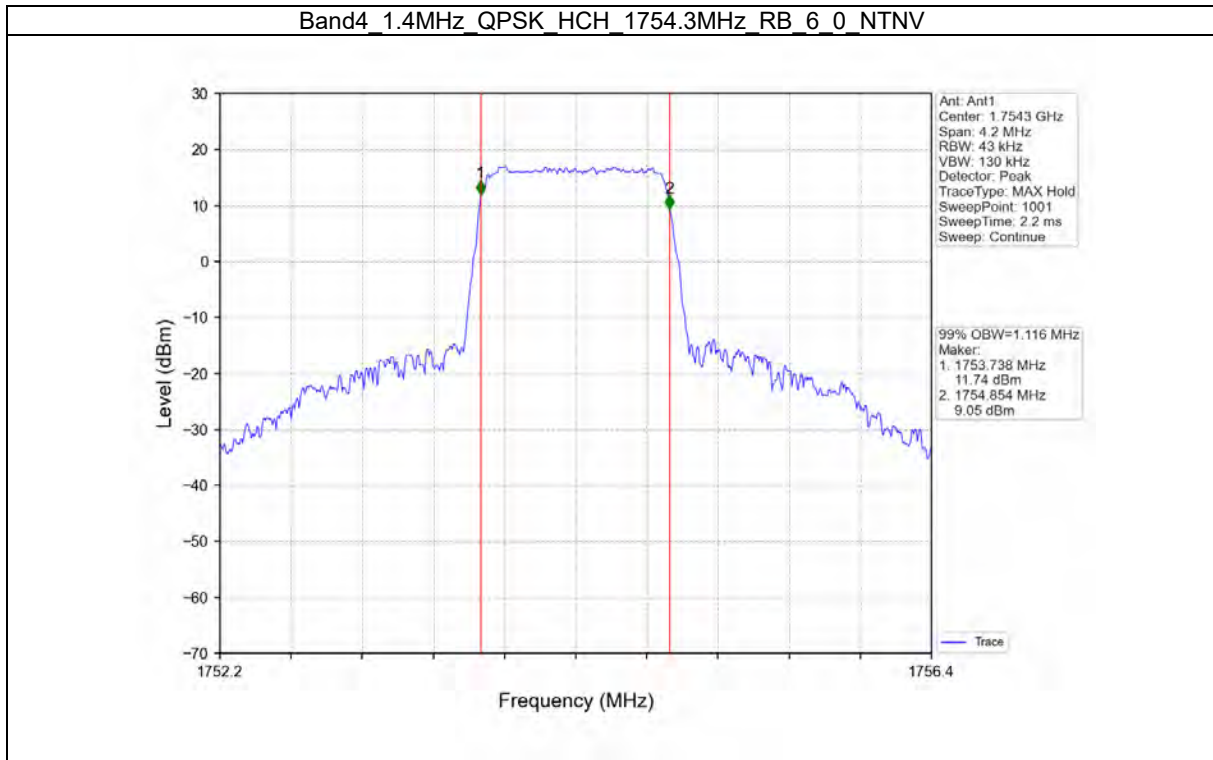
Test Report No.: W7L-P22090015-4RF06

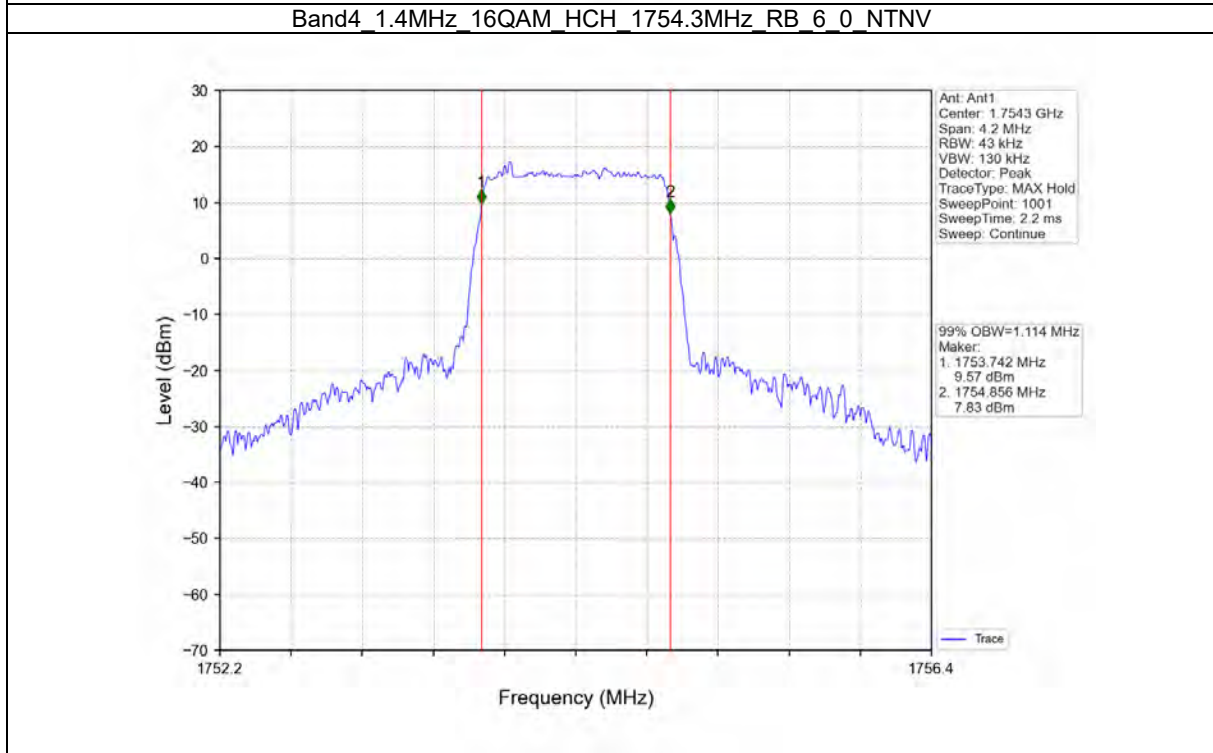
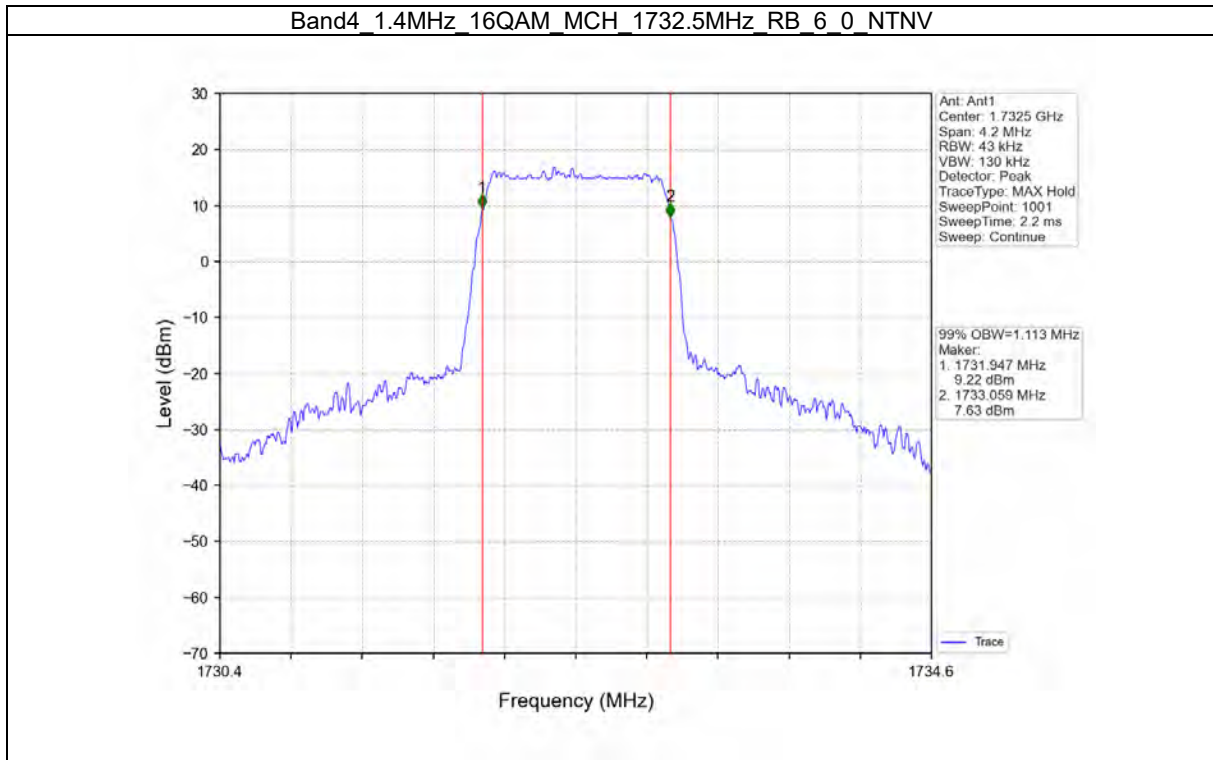
99% & 26DB BANDWIDTH BAND4_OBW TEST RESULT

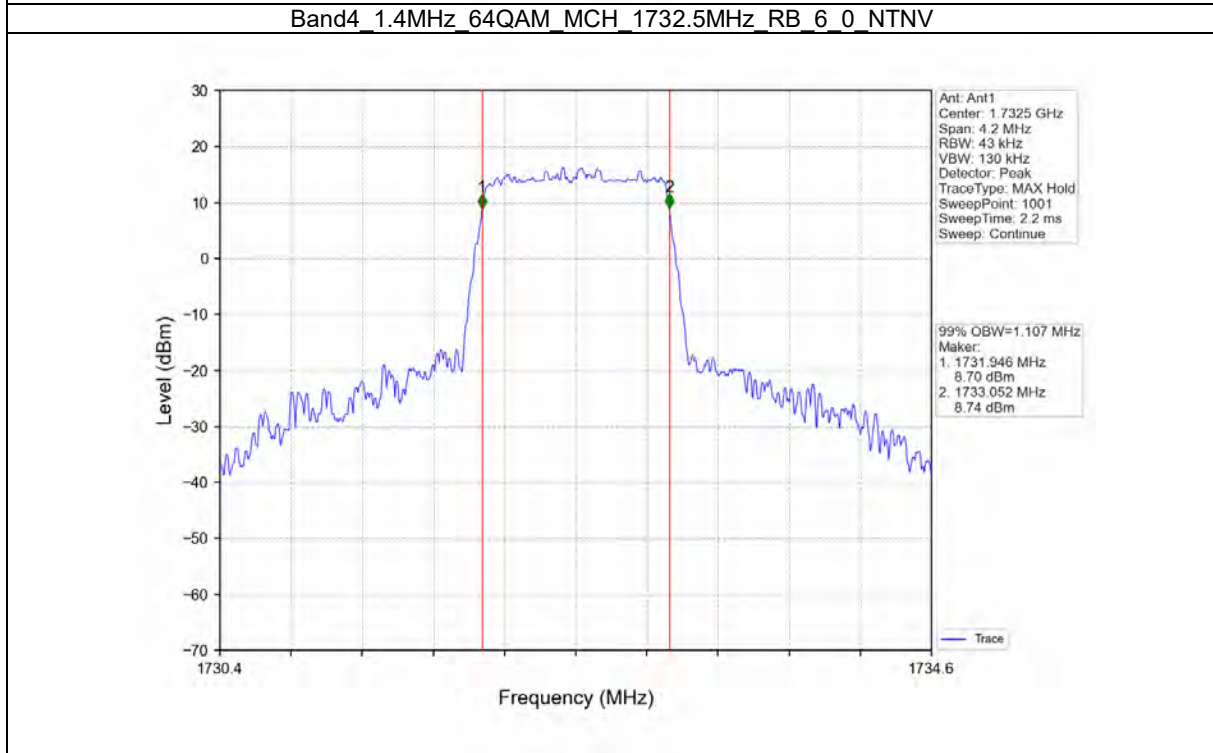
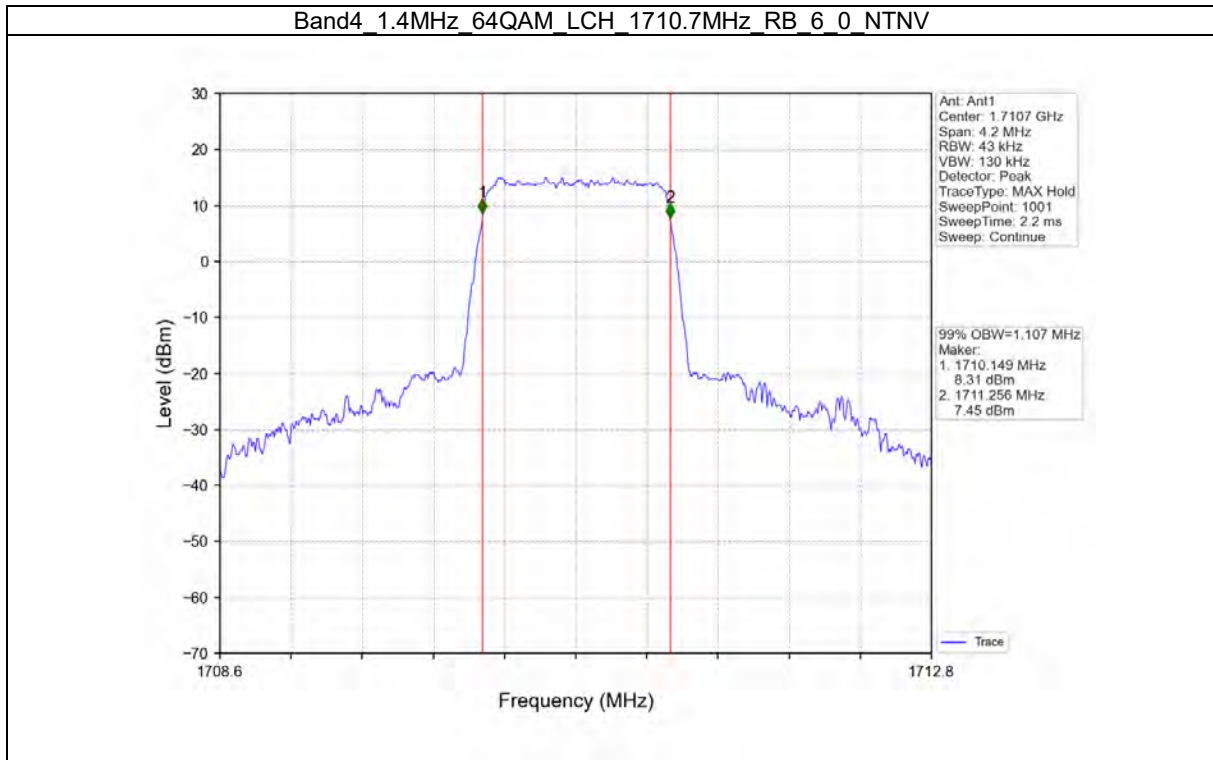
Band: 4 / NTV						
Bandwidth (MHz)	Modulation	Frequency (MHz)	RB Allocation		99% Occupied Bandwidth (MHz)	Verdict
			Size	Offset	Result	
1.4	QPSK	1710.7	6	0	1.110	Pass
		1732.5	6	0	1.115	Pass
		1754.3	6	0	1.116	Pass
	16QAM	1710.7	6	0	1.109	Pass
		1732.5	6	0	1.113	Pass
		1754.3	6	0	1.114	Pass
	64QAM	1710.7	6	0	1.107	Pass
		1732.5	6	0	1.107	Pass
		1754.3	6	0	1.106	Pass
3	QPSK	1711.5	15	0	2.749	Pass
		1732.5	15	0	2.754	Pass
		1753.5	15	0	2.763	Pass
	16QAM	1711.5	15	0	2.750	Pass
		1732.5	15	0	2.753	Pass
		1753.5	15	0	2.761	Pass
	64QAM	1711.5	15	0	2.762	Pass
		1732.5	15	0	2.762	Pass
		1753.5	15	0	2.743	Pass
5	QPSK	1712.5	25	0	4.585	Pass
		1732.5	25	0	4.550	Pass
		1752.5	25	0	4.542	Pass
	16QAM	1712.5	25	0	4.550	Pass
		1732.5	25	0	4.562	Pass
		1752.5	25	0	4.582	Pass
	64QAM	1712.5	25	0	4.555	Pass
		1732.5	25	0	4.562	Pass
		1752.5	25	0	4.548	Pass
10	QPSK	1715	50	0	9.087	Pass
		1732.5	50	0	9.057	Pass
		1750	50	0	9.114	Pass
	16QAM	1715	50	0	9.086	Pass
		1732.5	50	0	9.058	Pass
		1750	50	0	9.077	Pass
	64QAM	1715	50	0	9.095	Pass
		1732.5	50	0	9.061	Pass
		1750	50	0	9.066	Pass
15	QPSK	1717.5	75	0	13.648	Pass
		1732.5	75	0	13.613	Pass
		1747.5	75	0	13.631	Pass
	16QAM	1717.5	75	0	13.635	Pass
		1732.5	75	0	13.605	Pass
		1747.5	75	0	13.650	Pass
	64QAM	1717.5	75	0	13.643	Pass
		1732.5	75	0	13.602	Pass
		1747.5	75	0	13.657	Pass
20	QPSK	1720	100	0	18.136	Pass
		1732.5	100	0	18.153	Pass
		1745	100	0	18.169	Pass
	16QAM	1720	100	0	18.148	Pass
		1732.5	100	0	18.154	Pass
		1745	100	0	18.161	Pass
	64QAM	1720	100	0	18.131	Pass
		1732.5	100	0	18.152	Pass
		1745	100	0	18.134	Pass

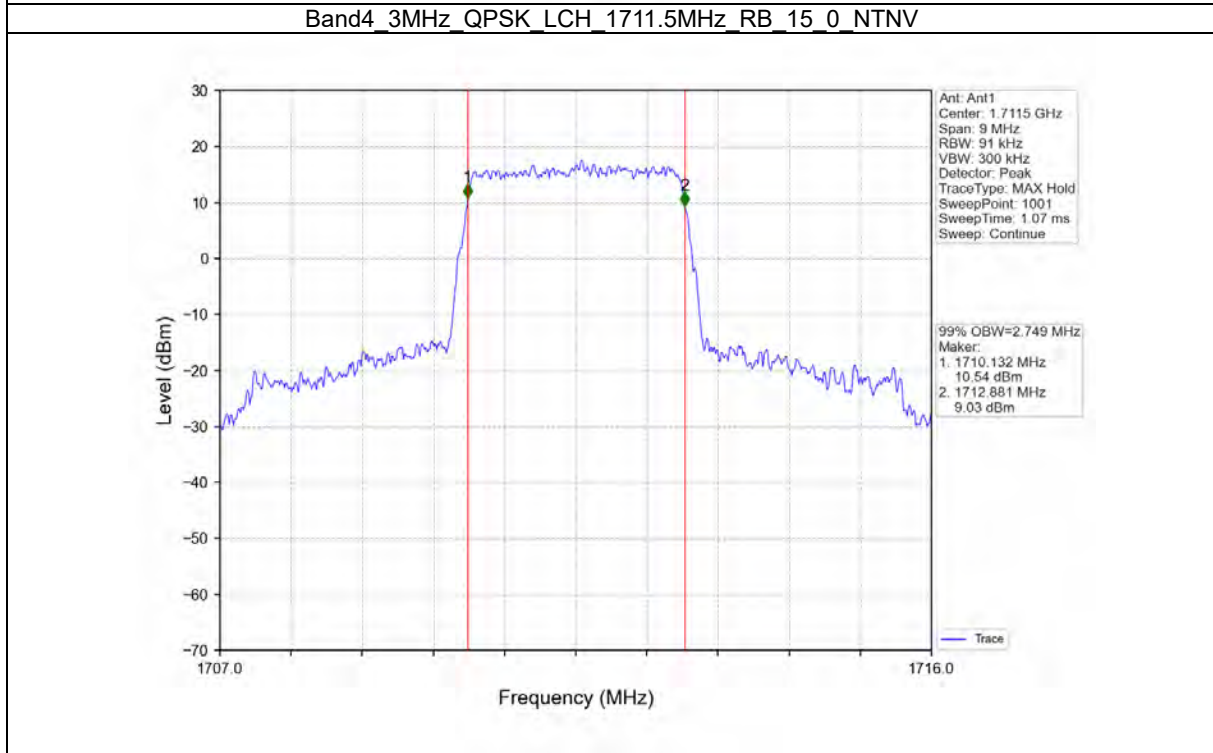
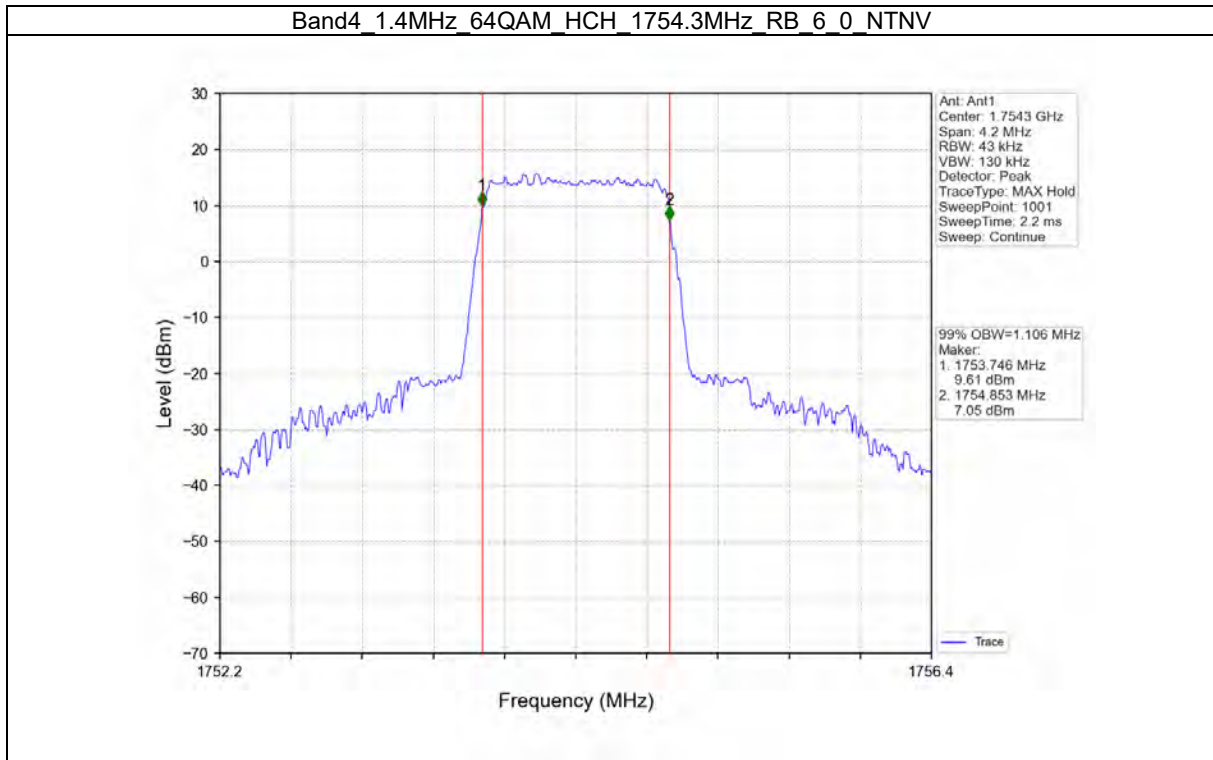
TEST GRAPH

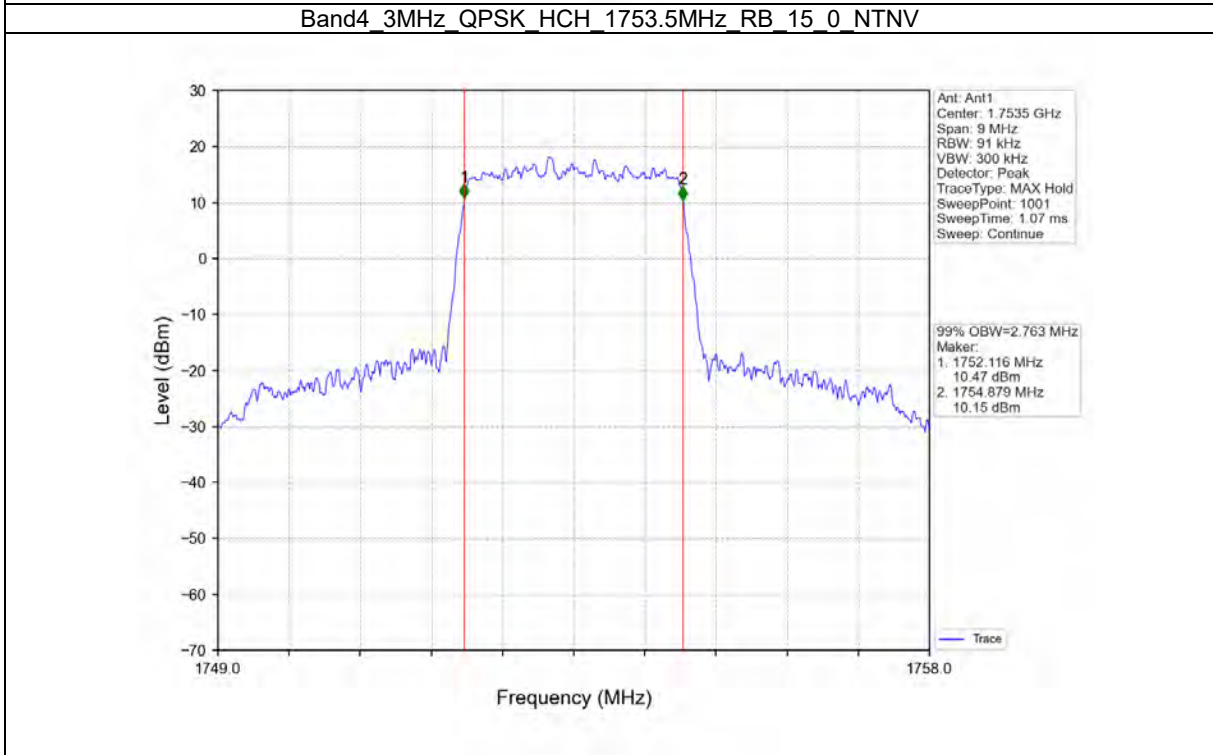
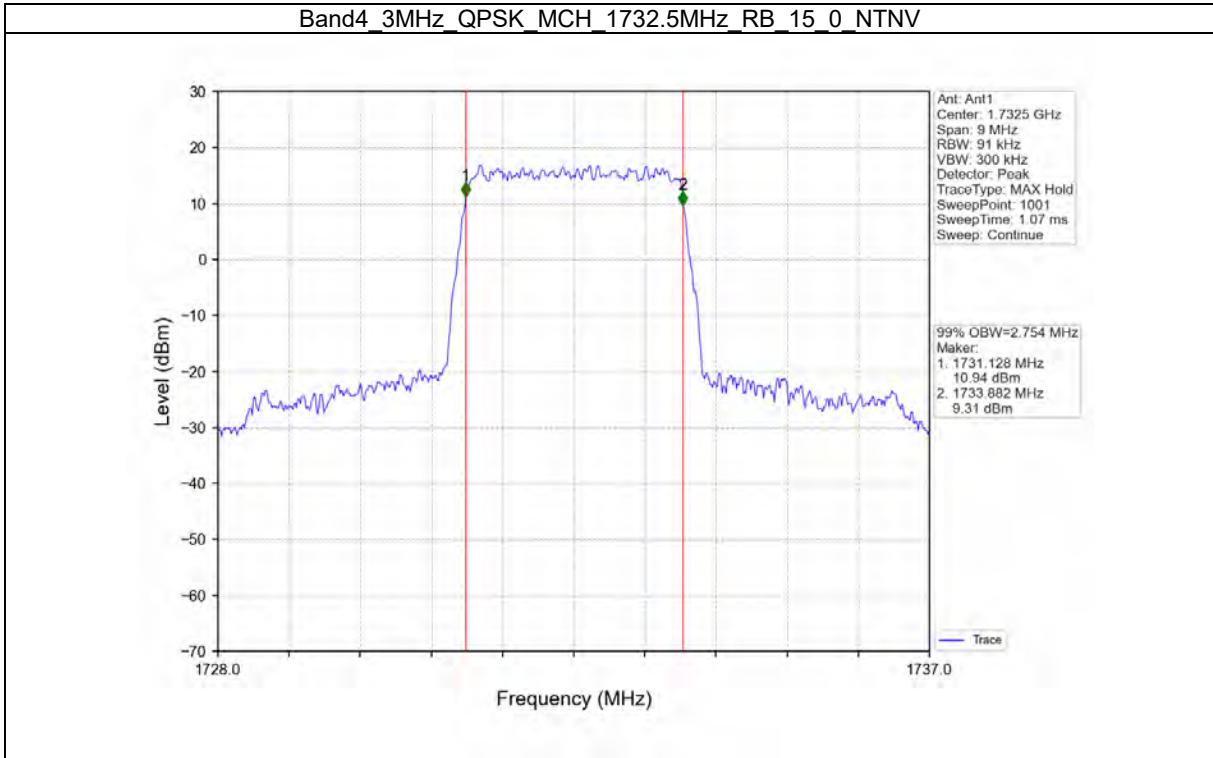


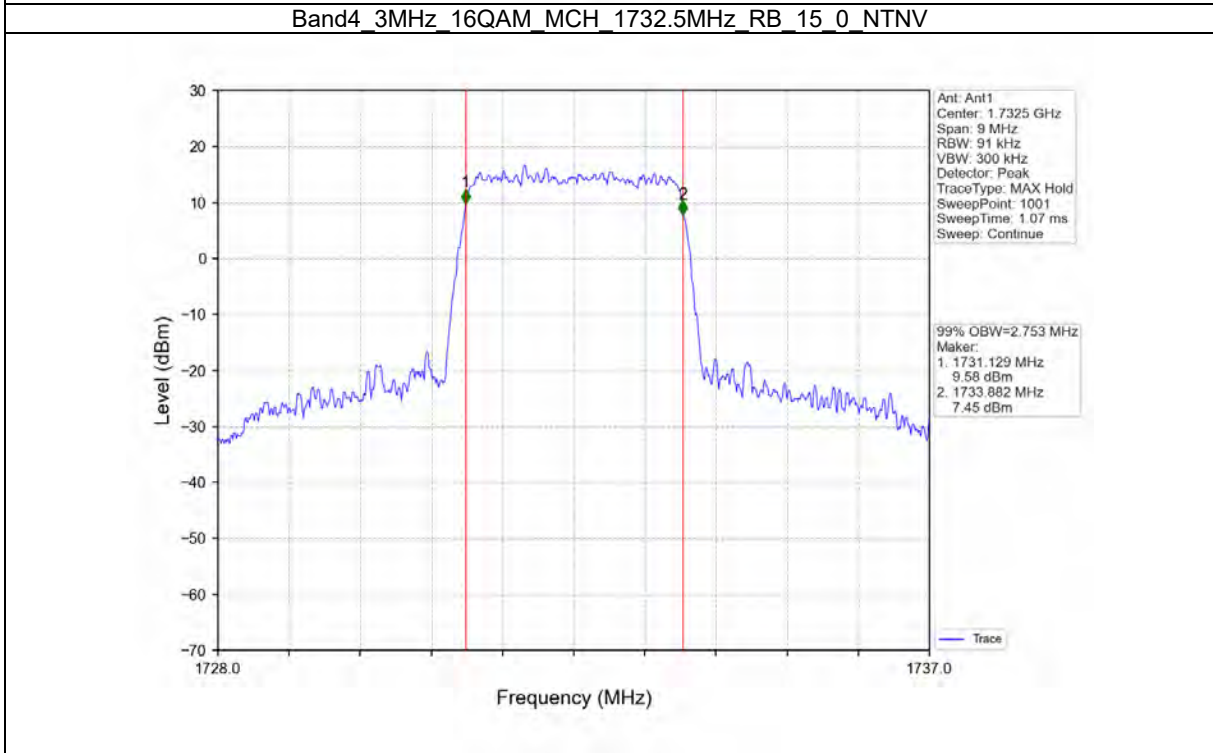
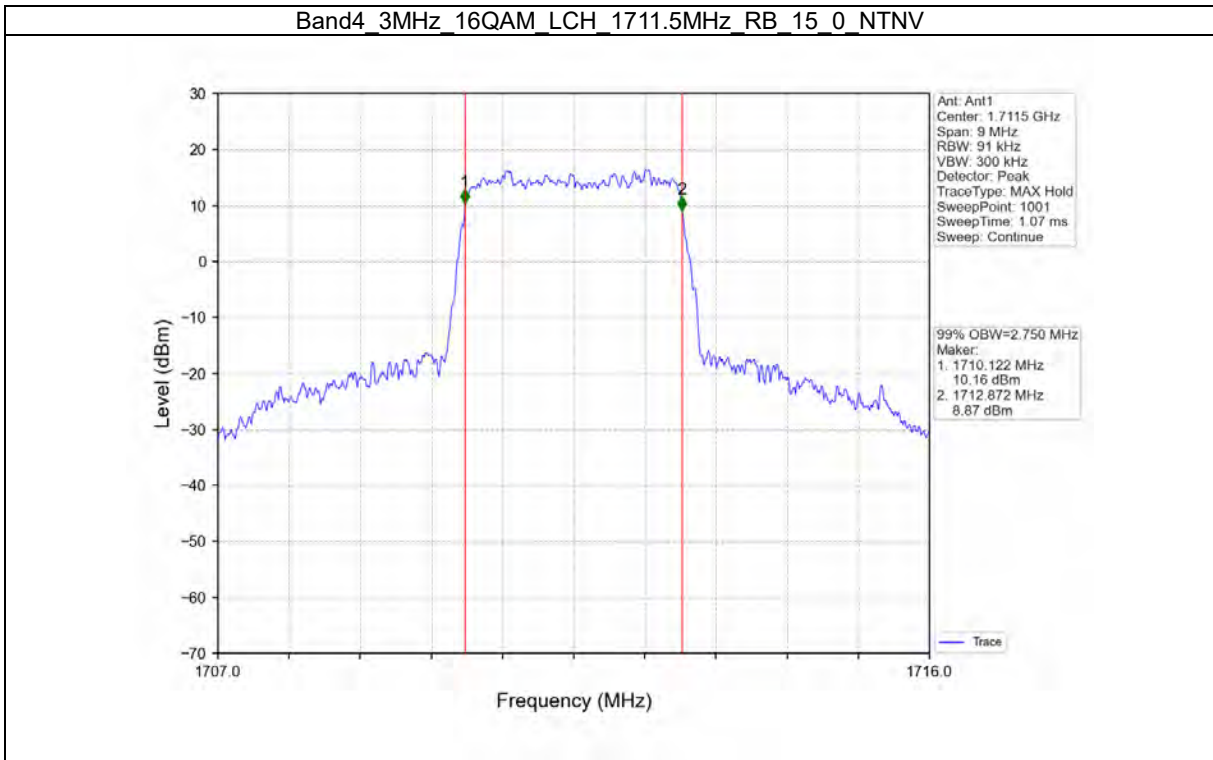


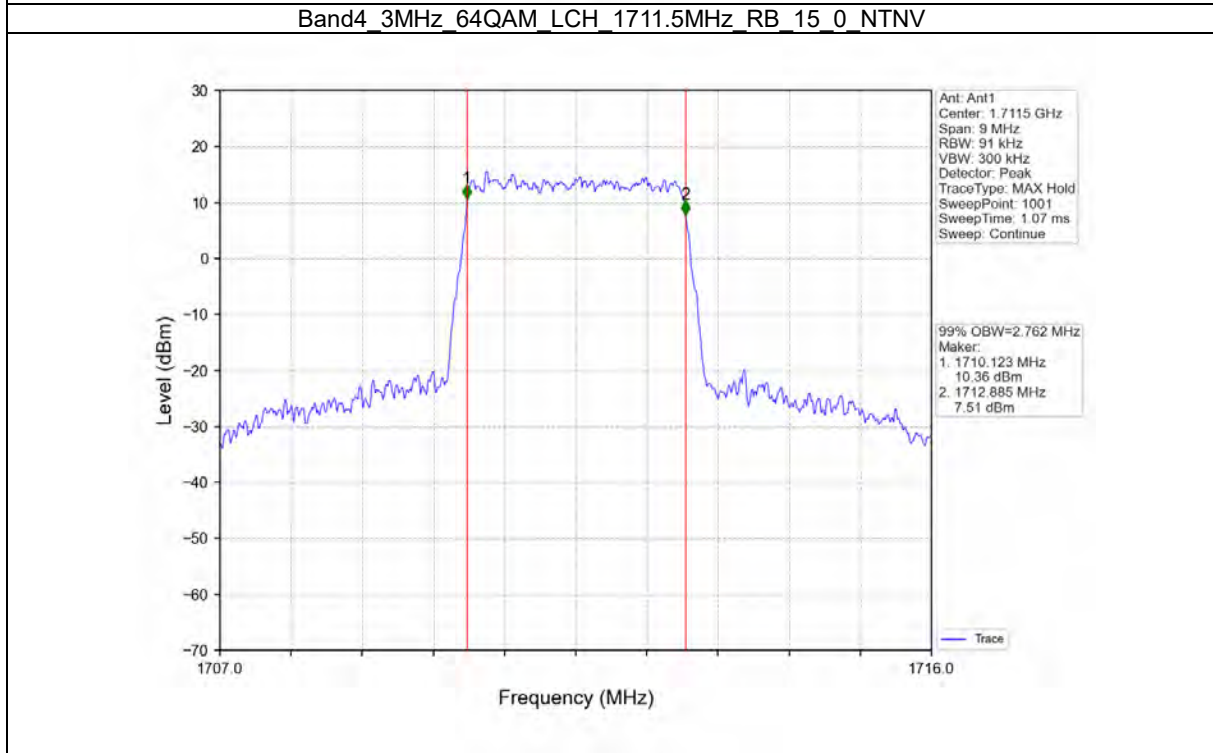
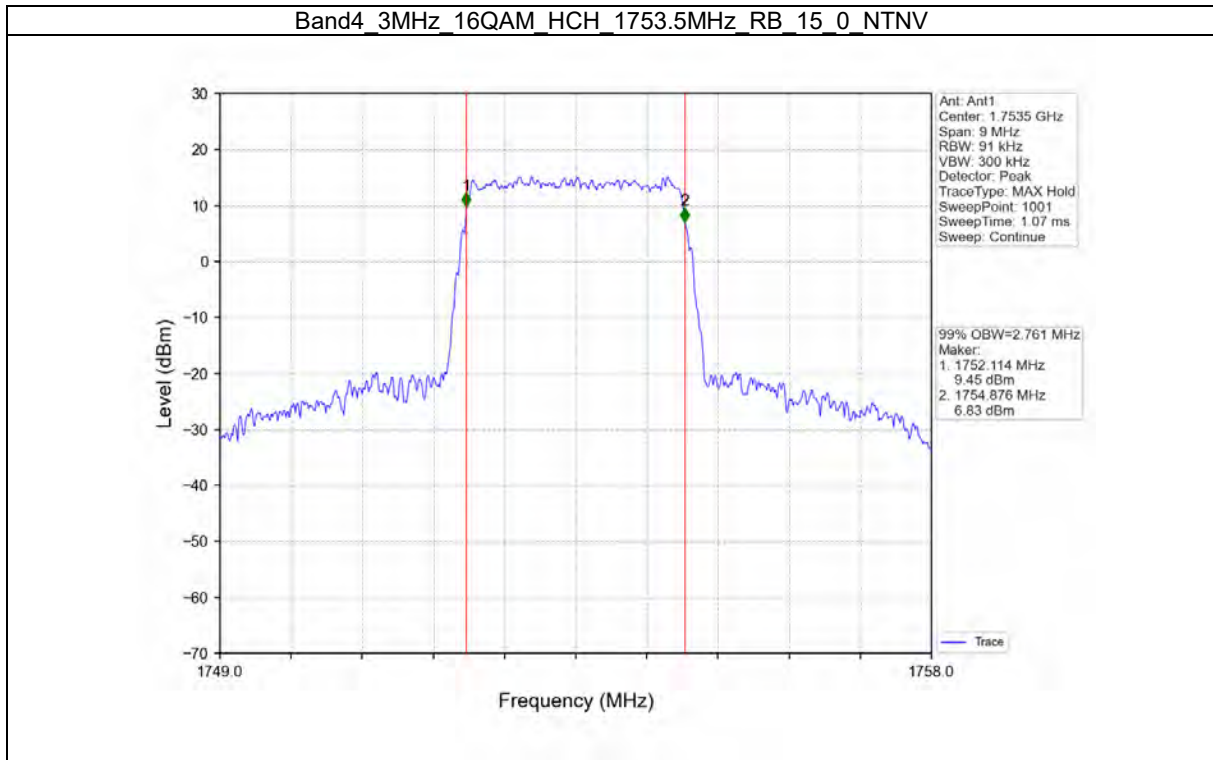


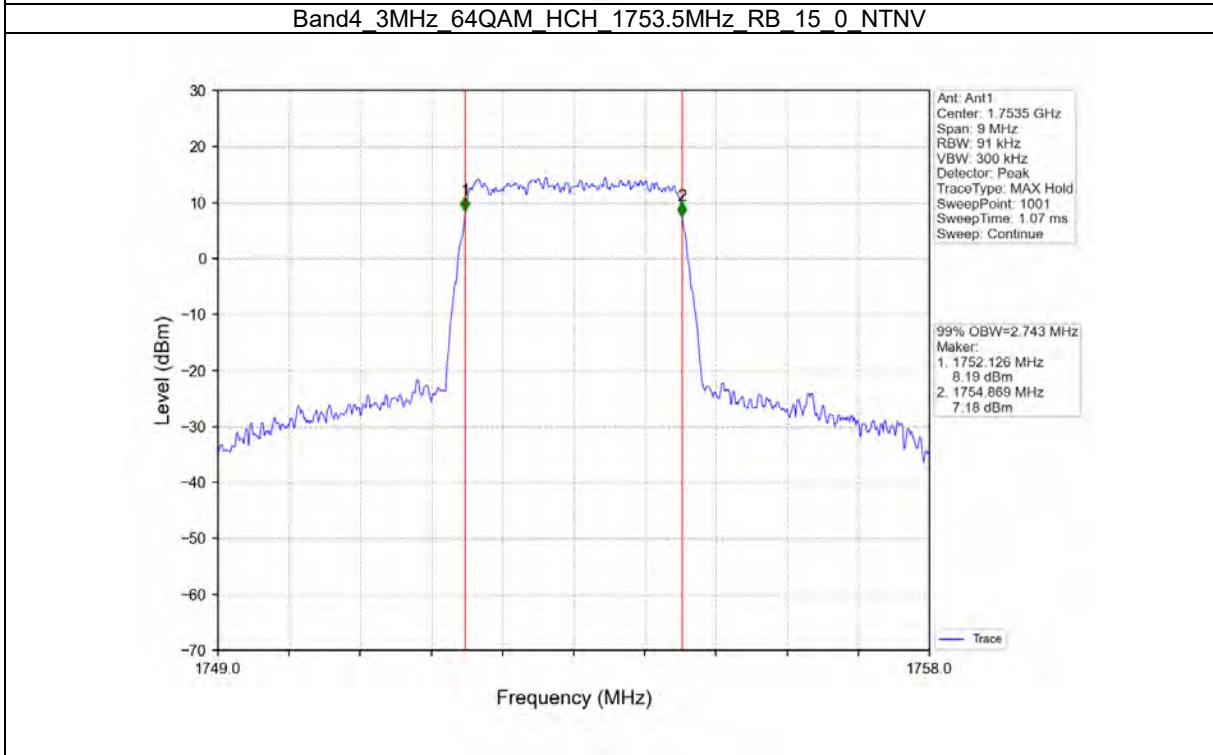
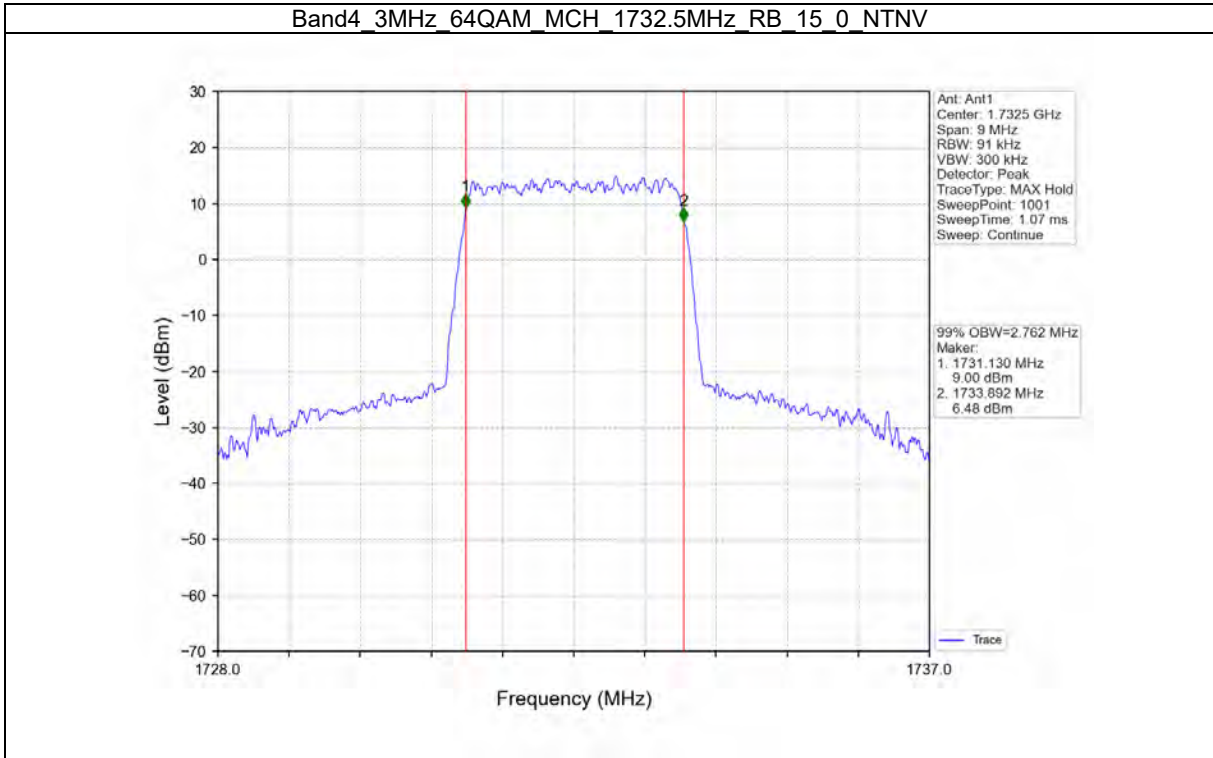


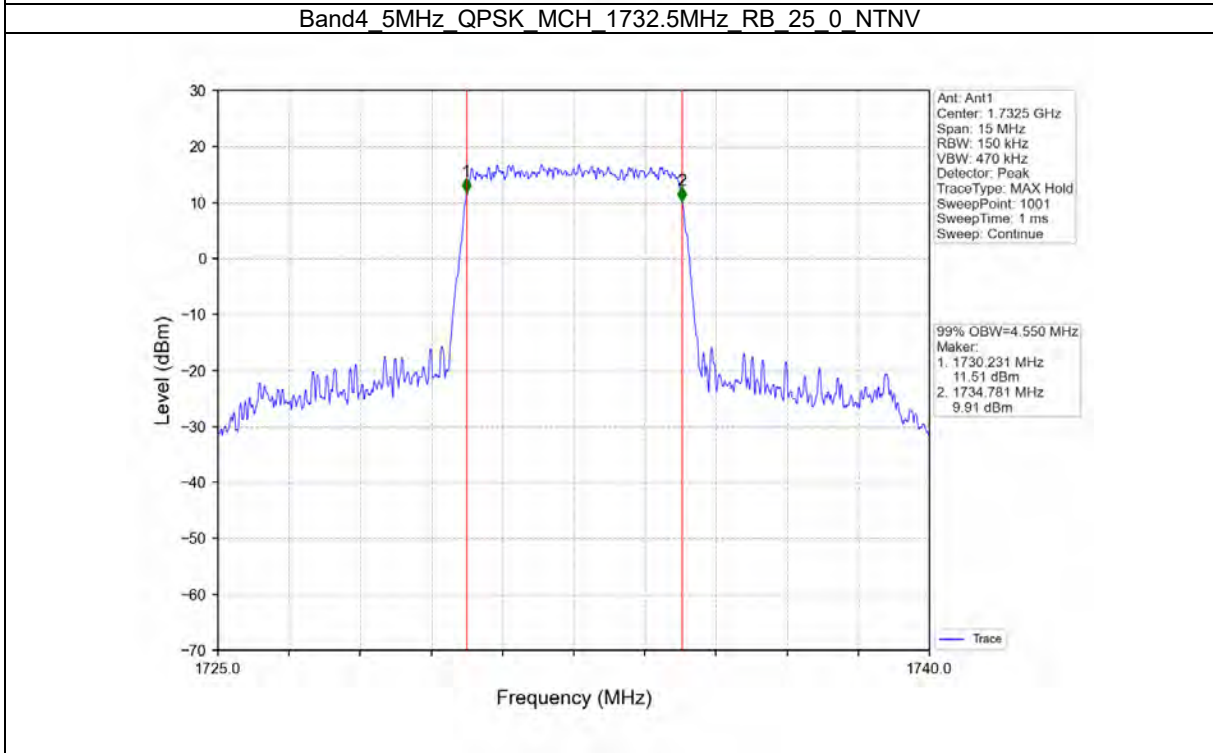
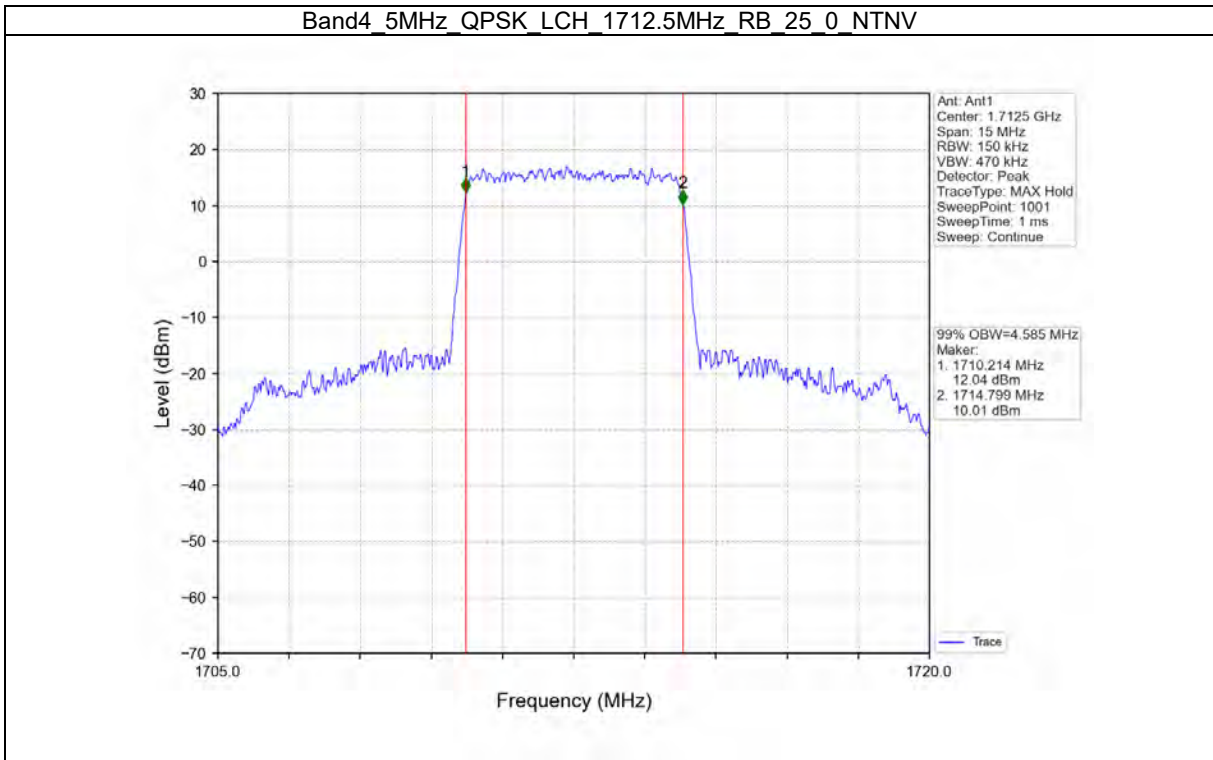


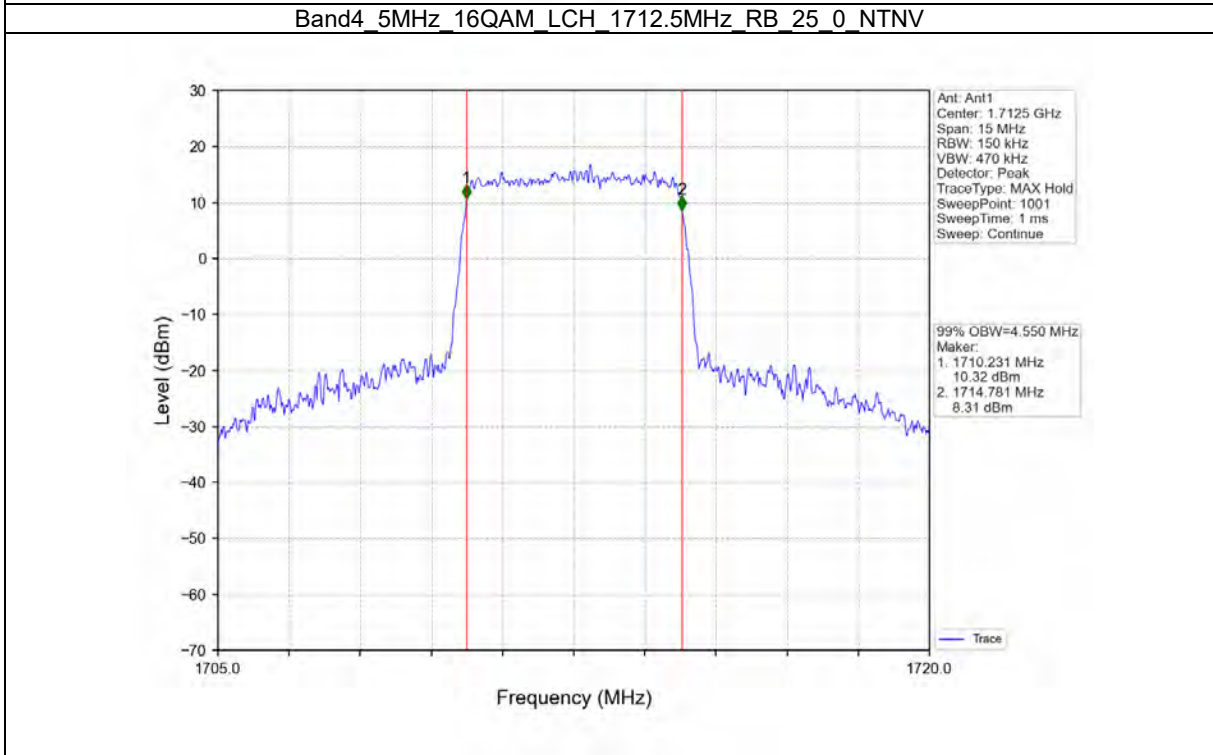
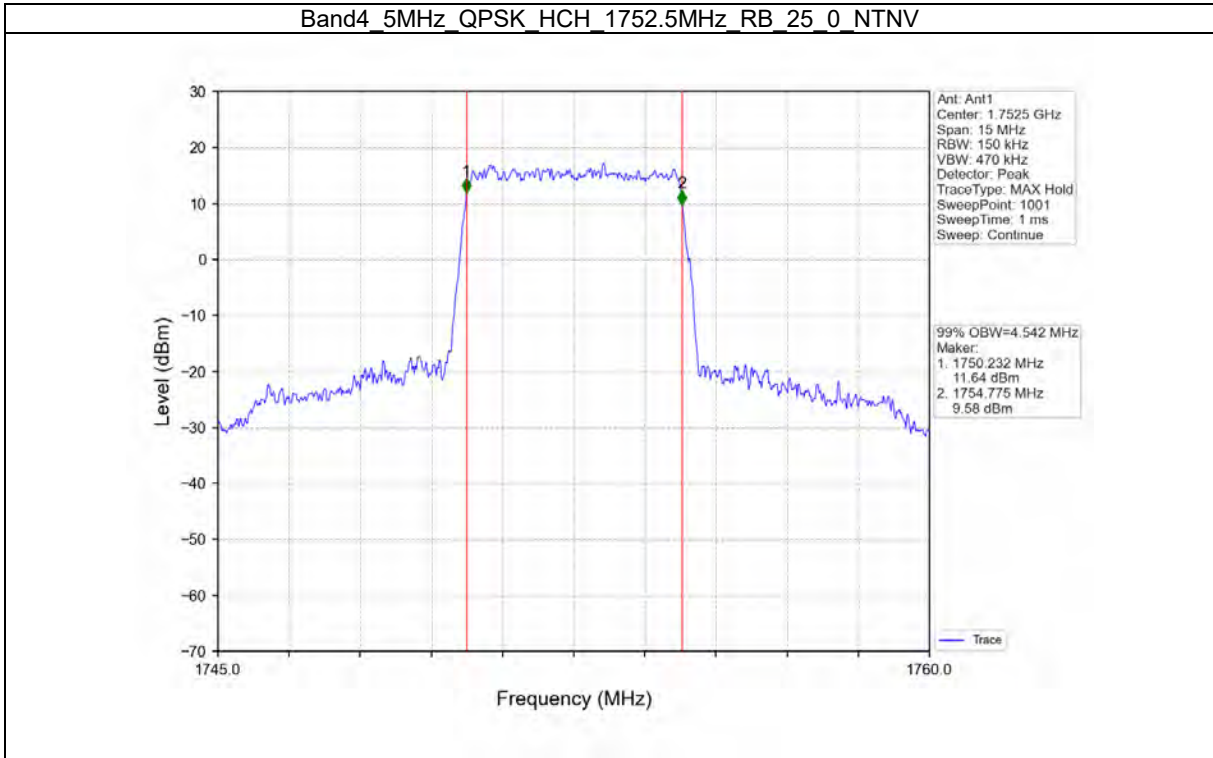


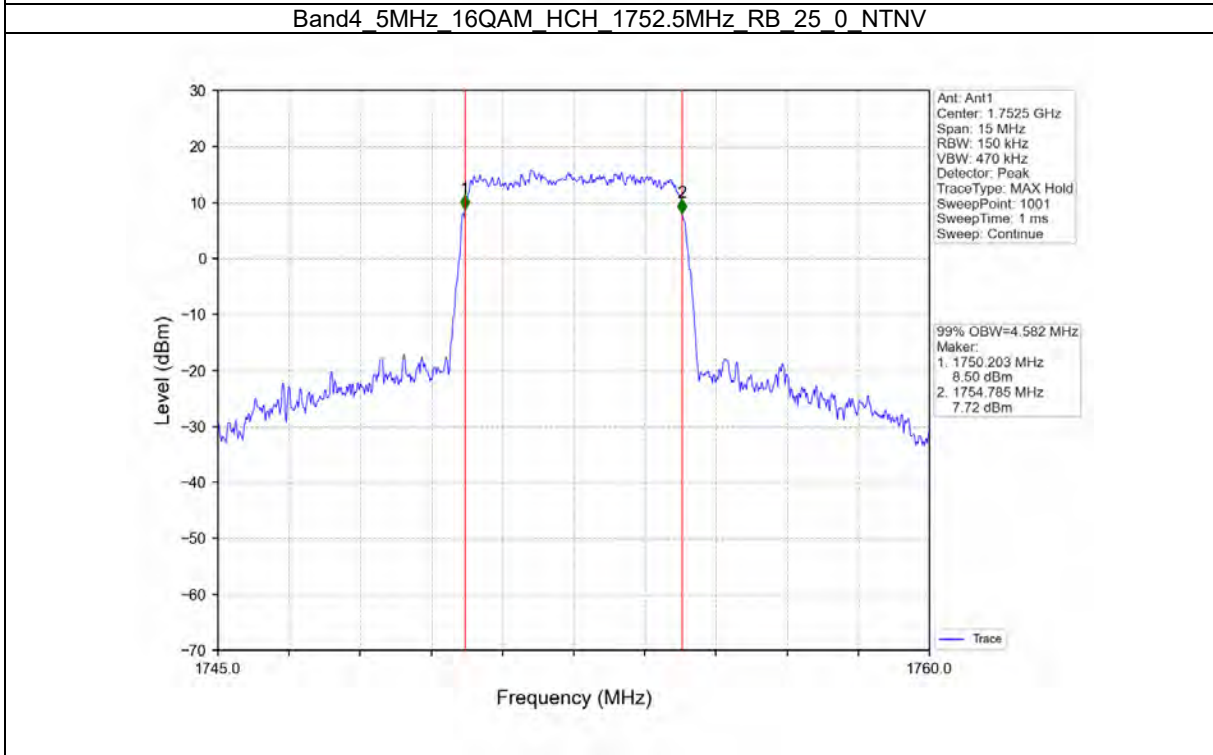
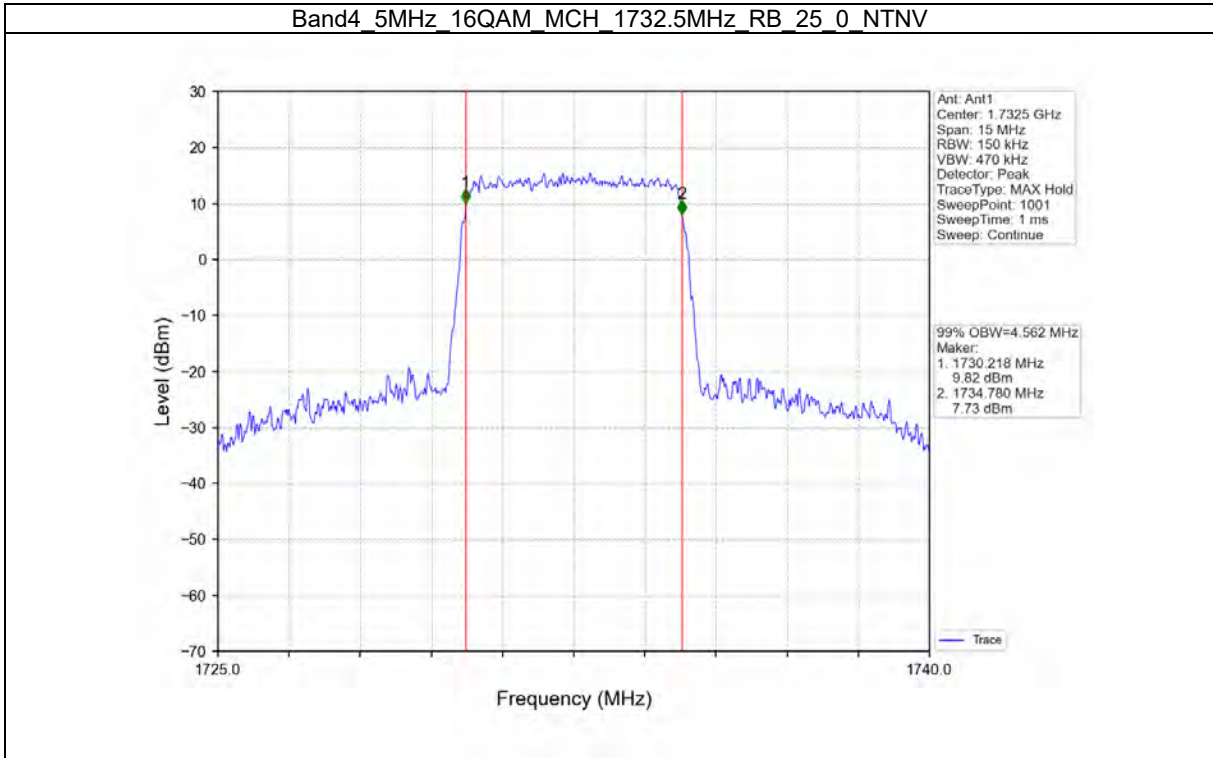


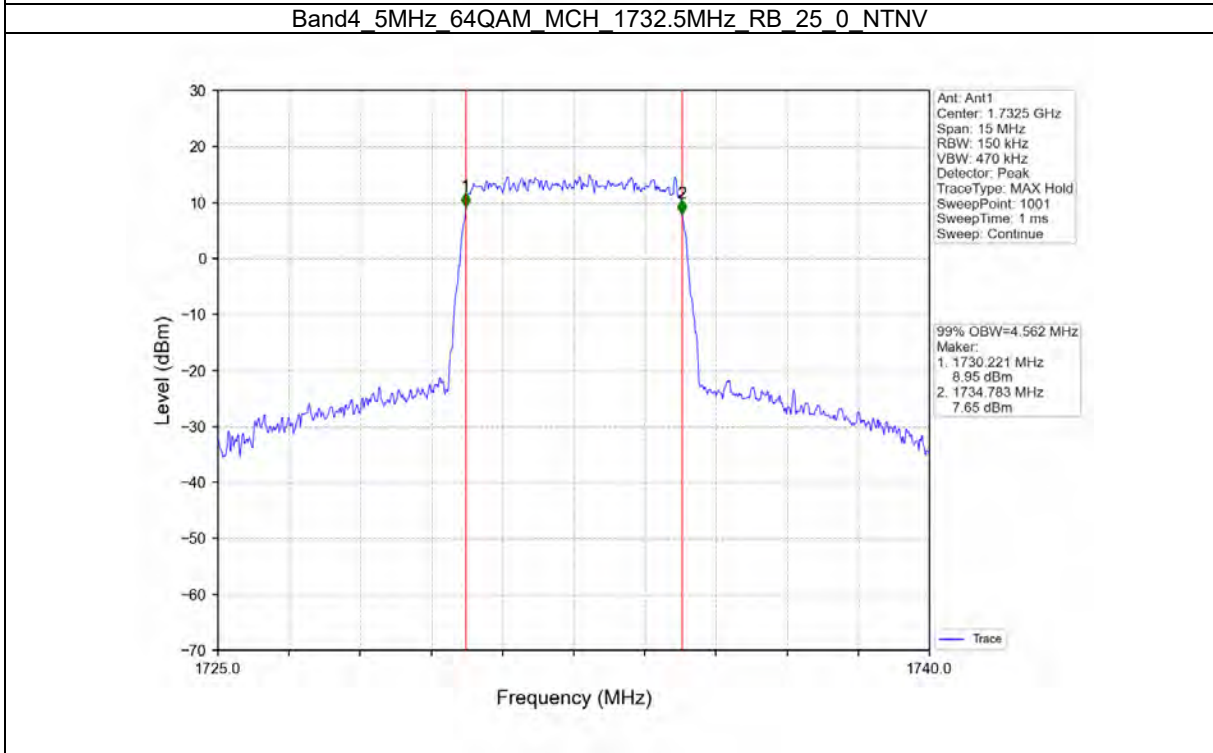
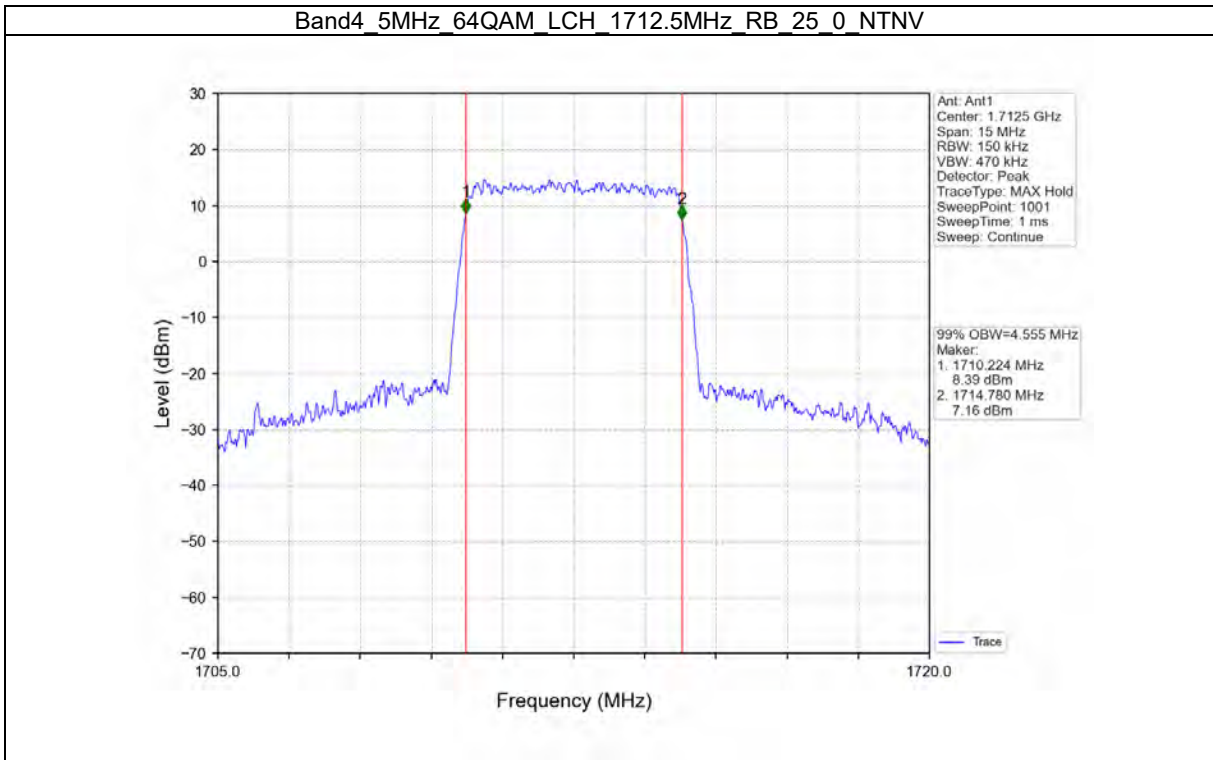


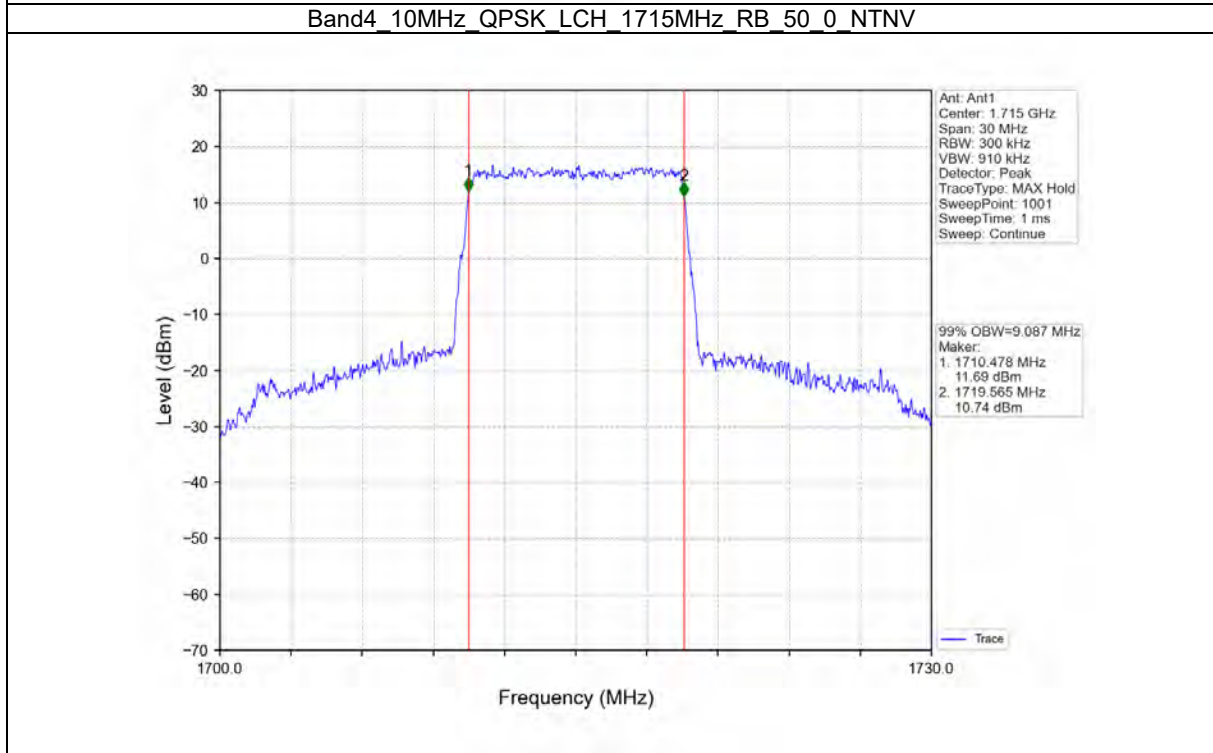
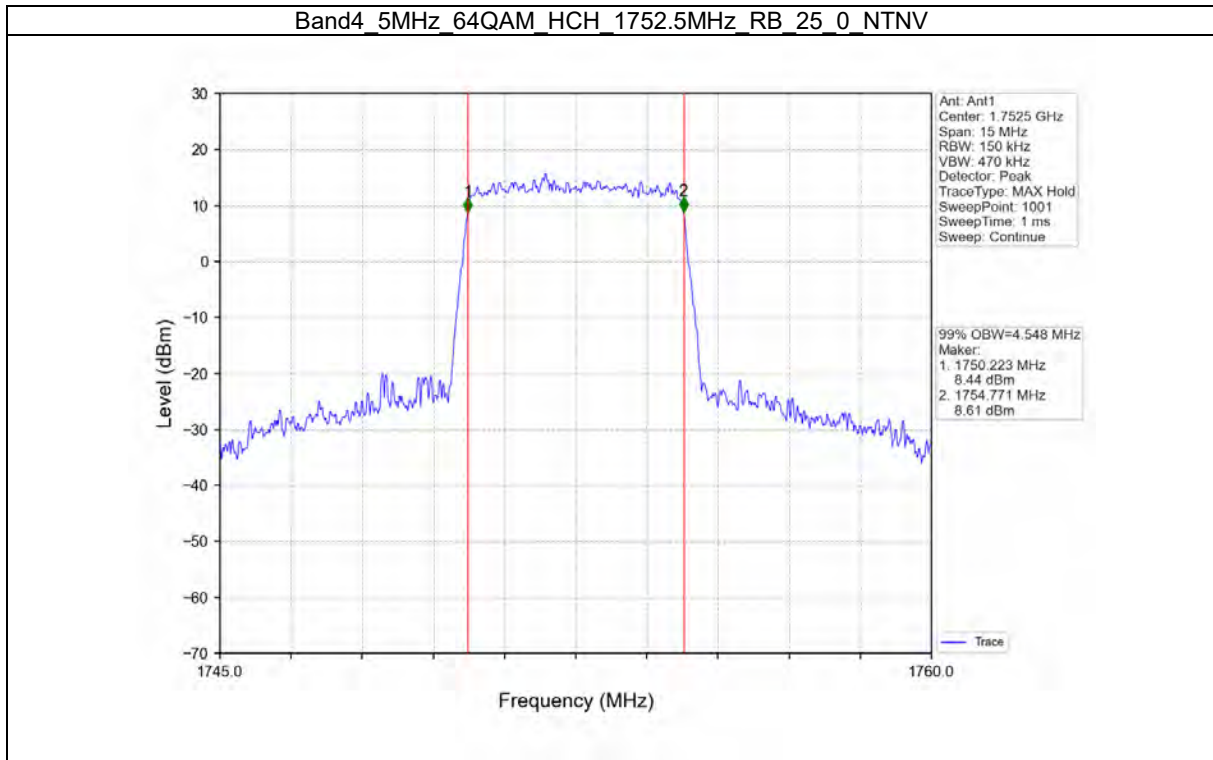


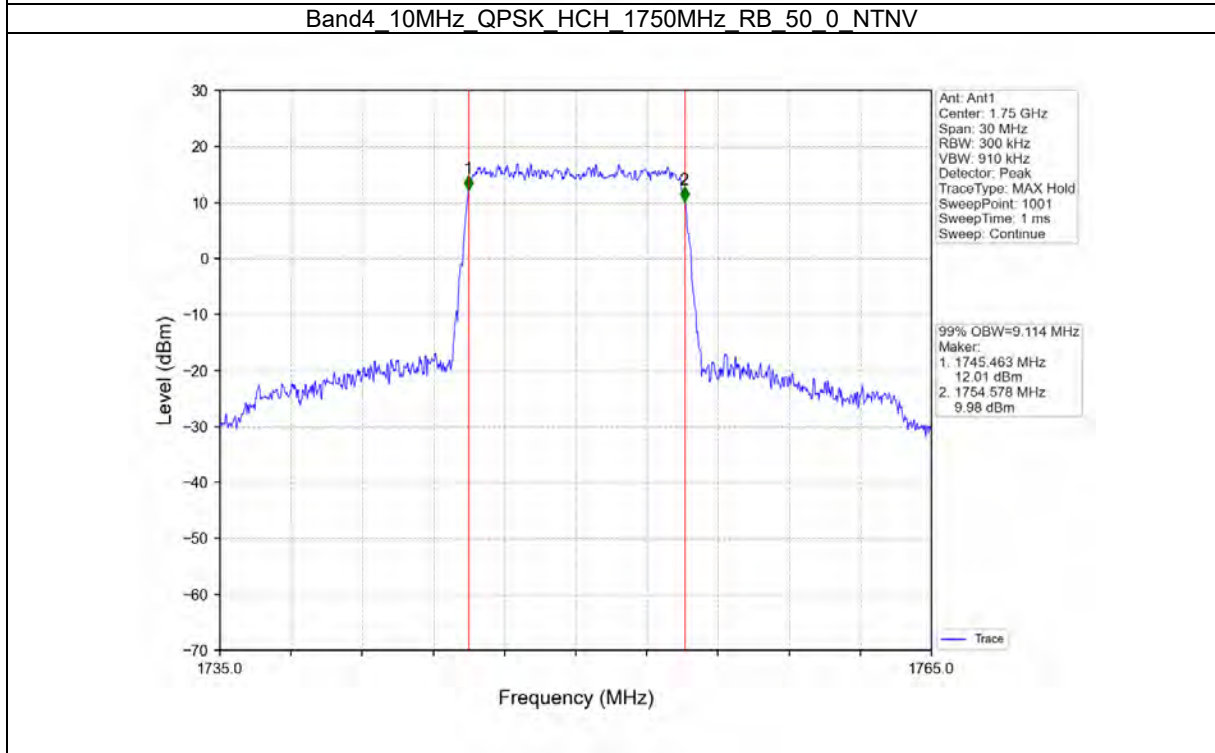
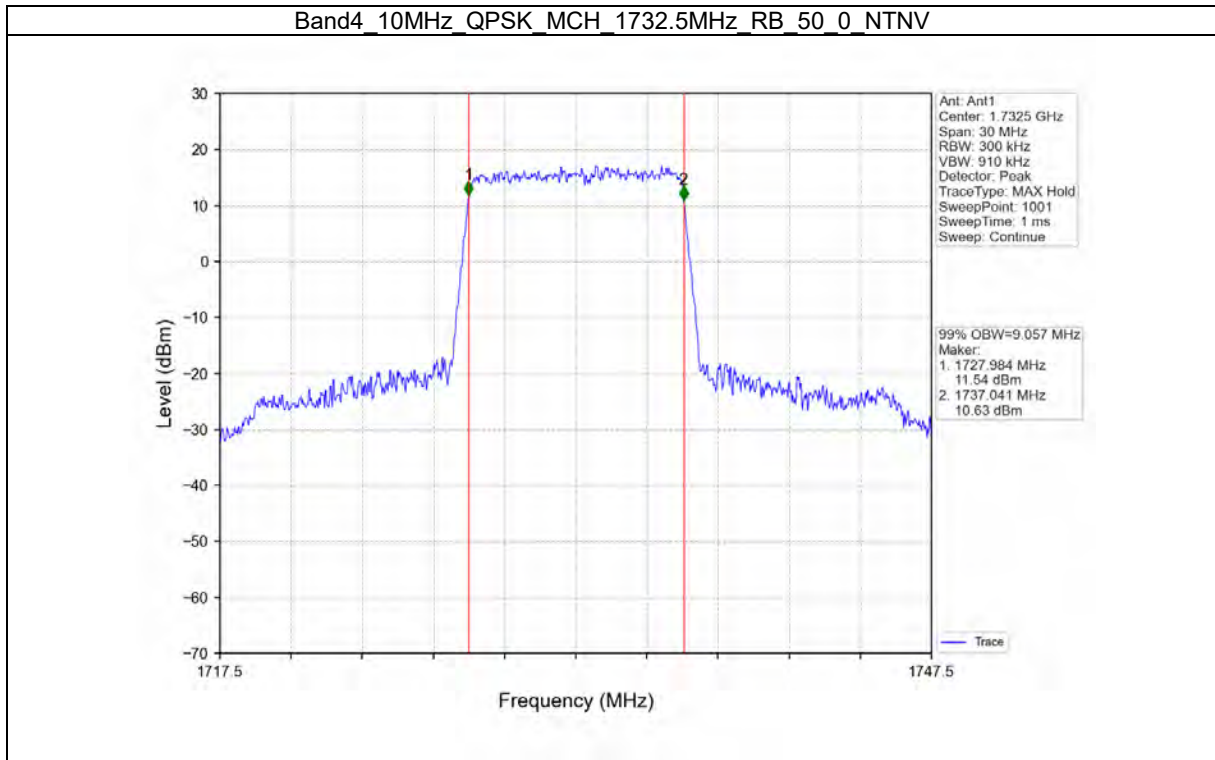


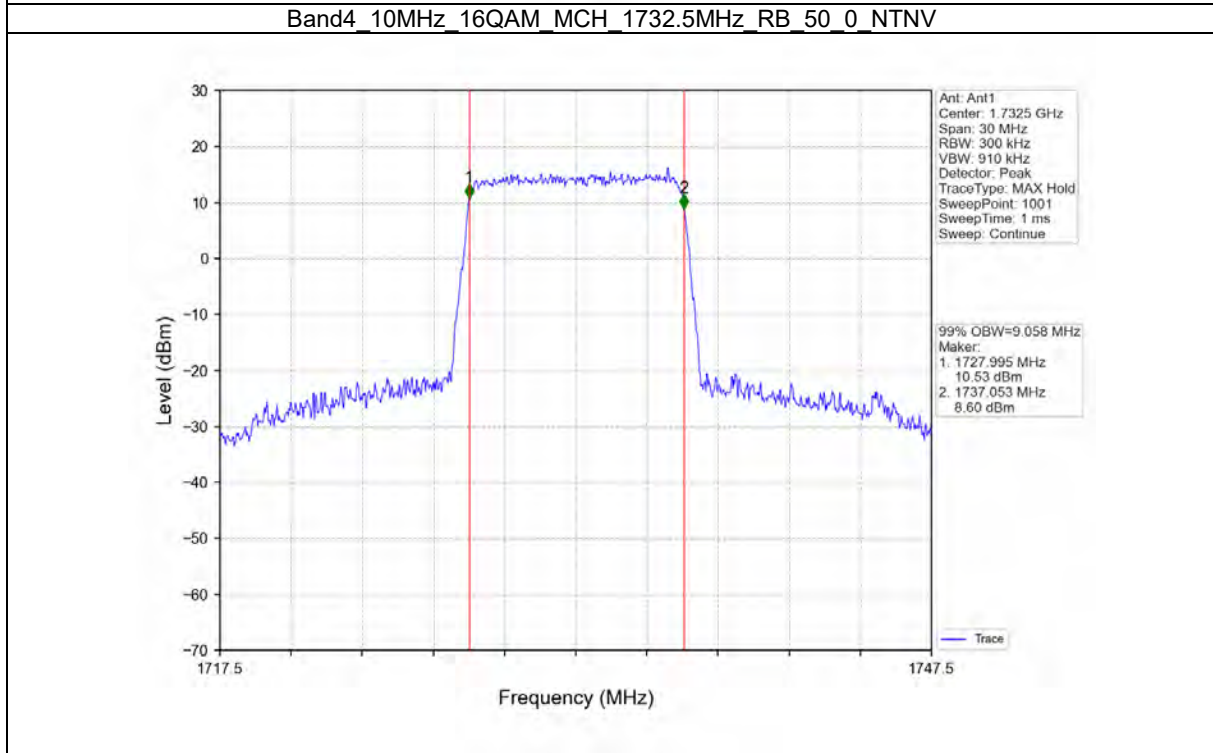
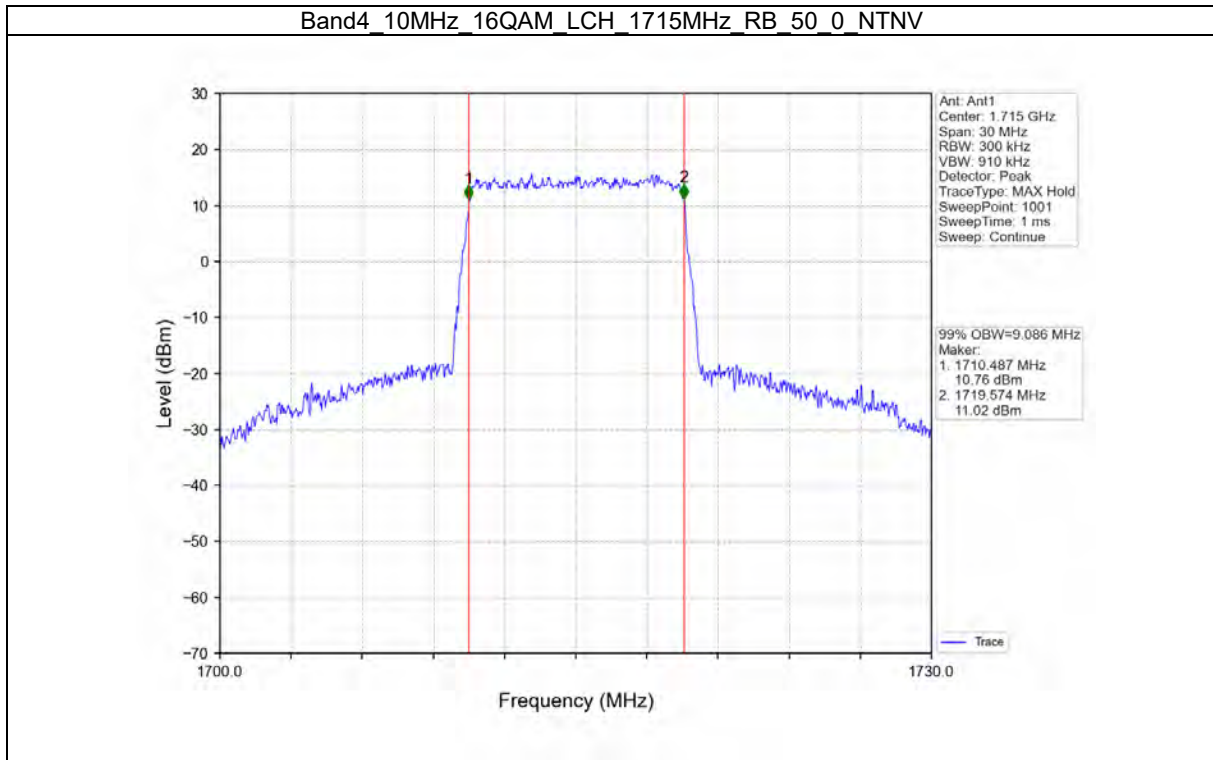


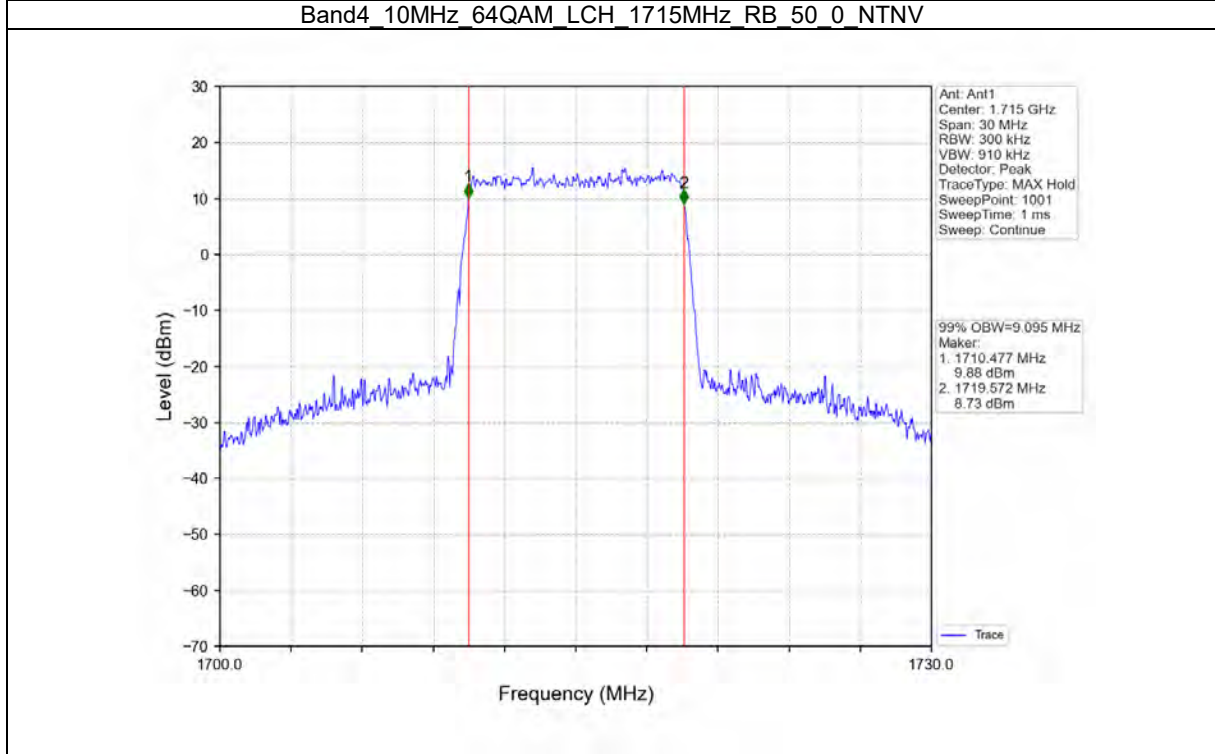
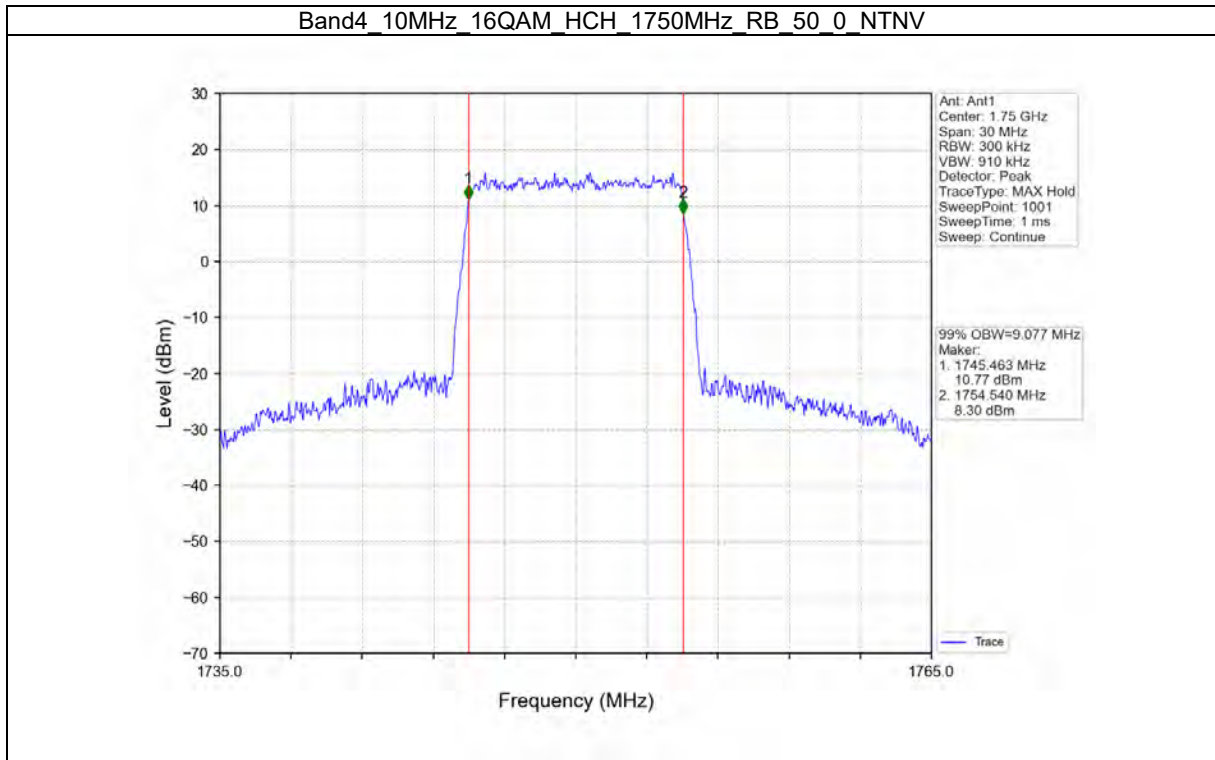


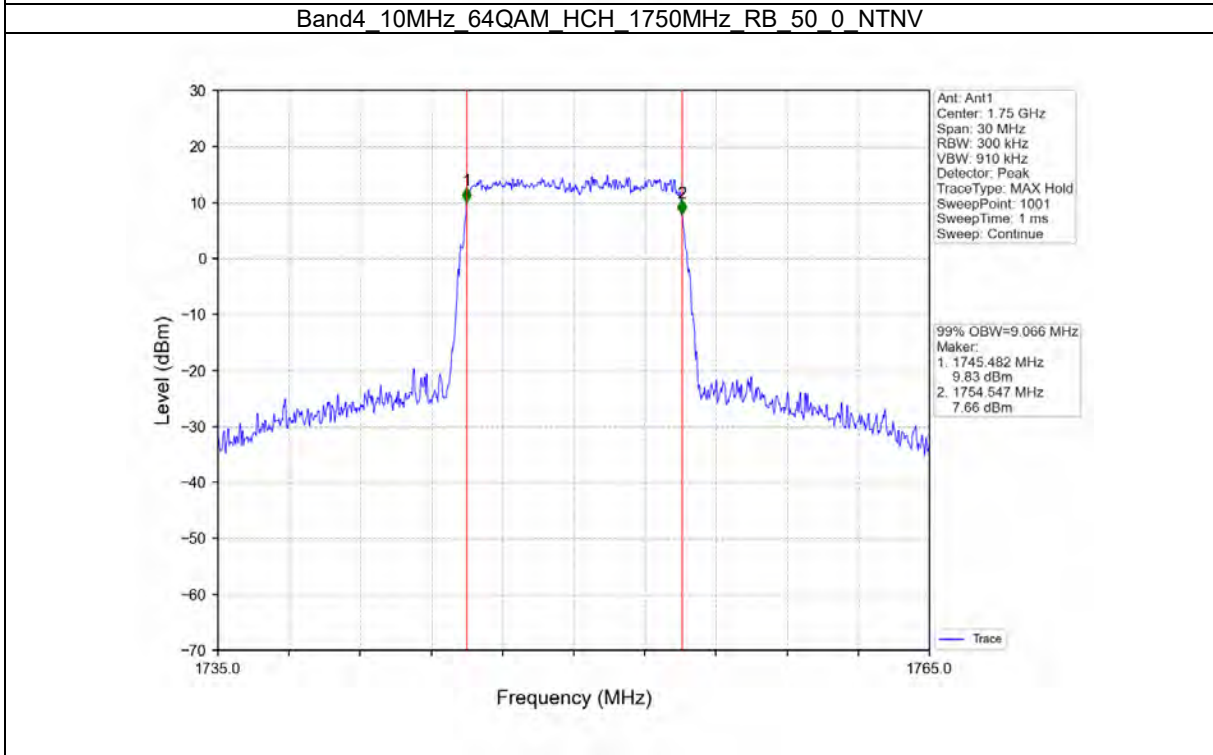
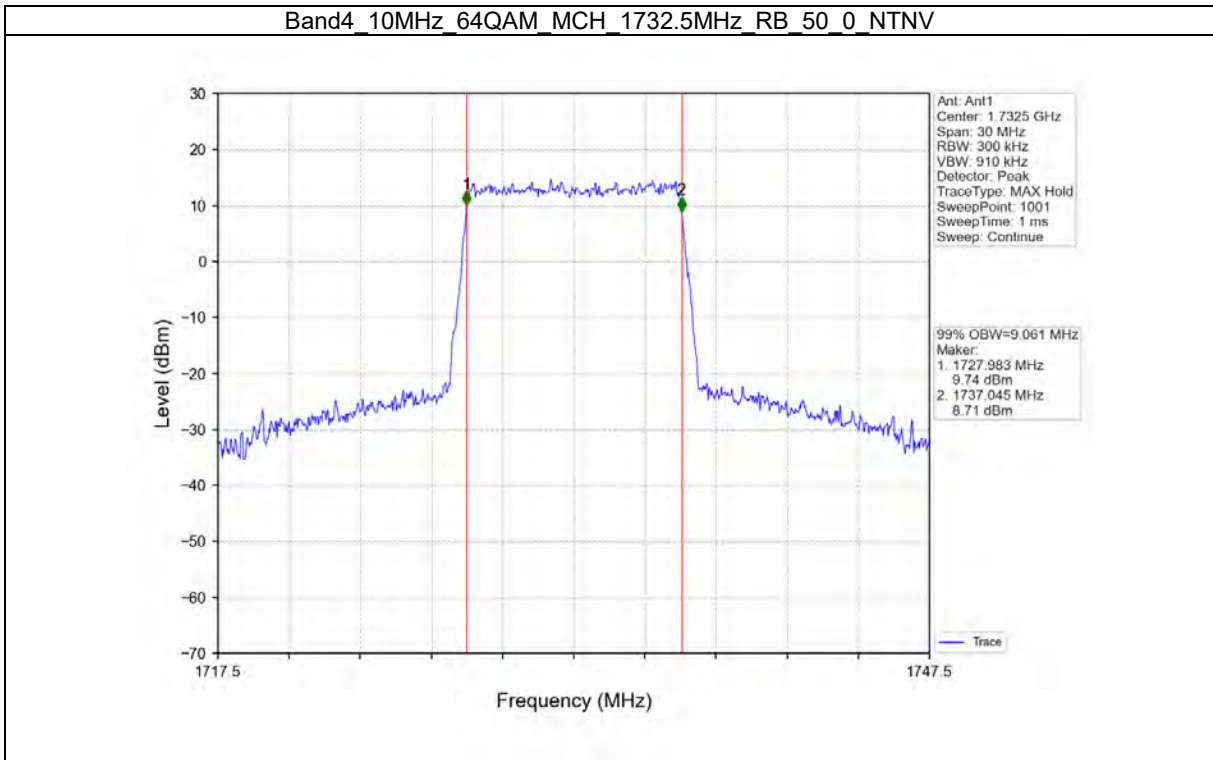


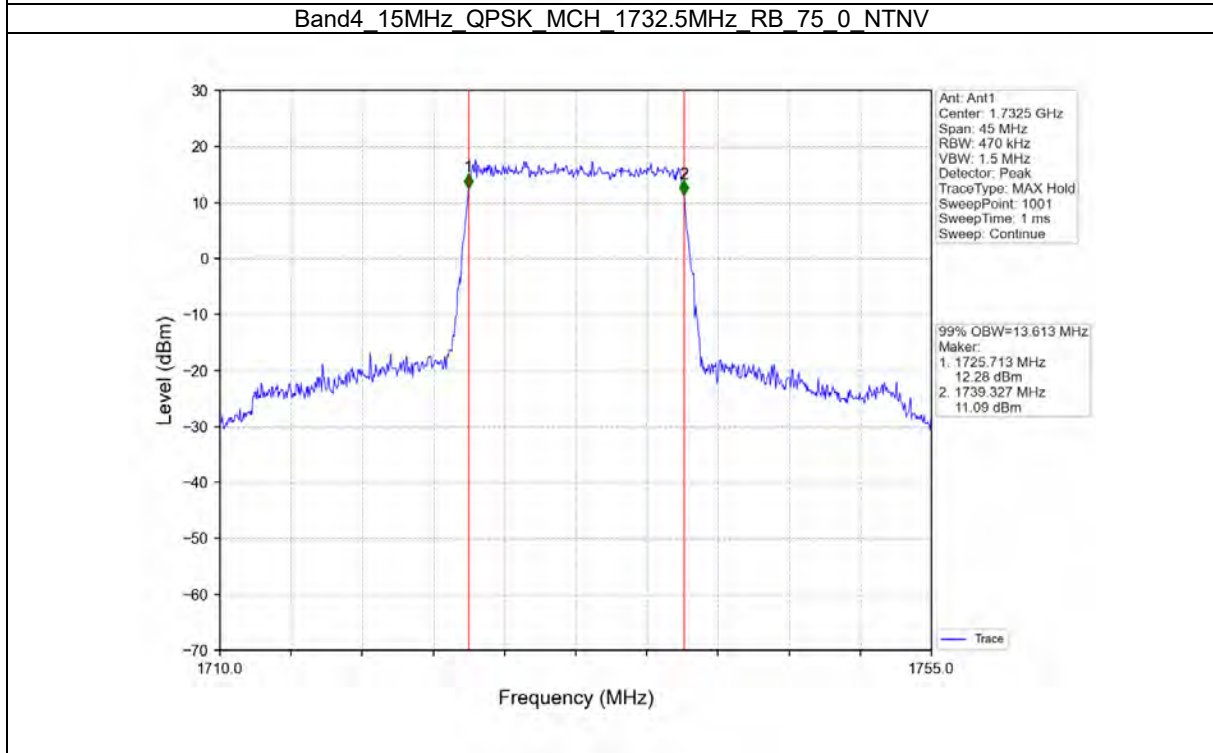
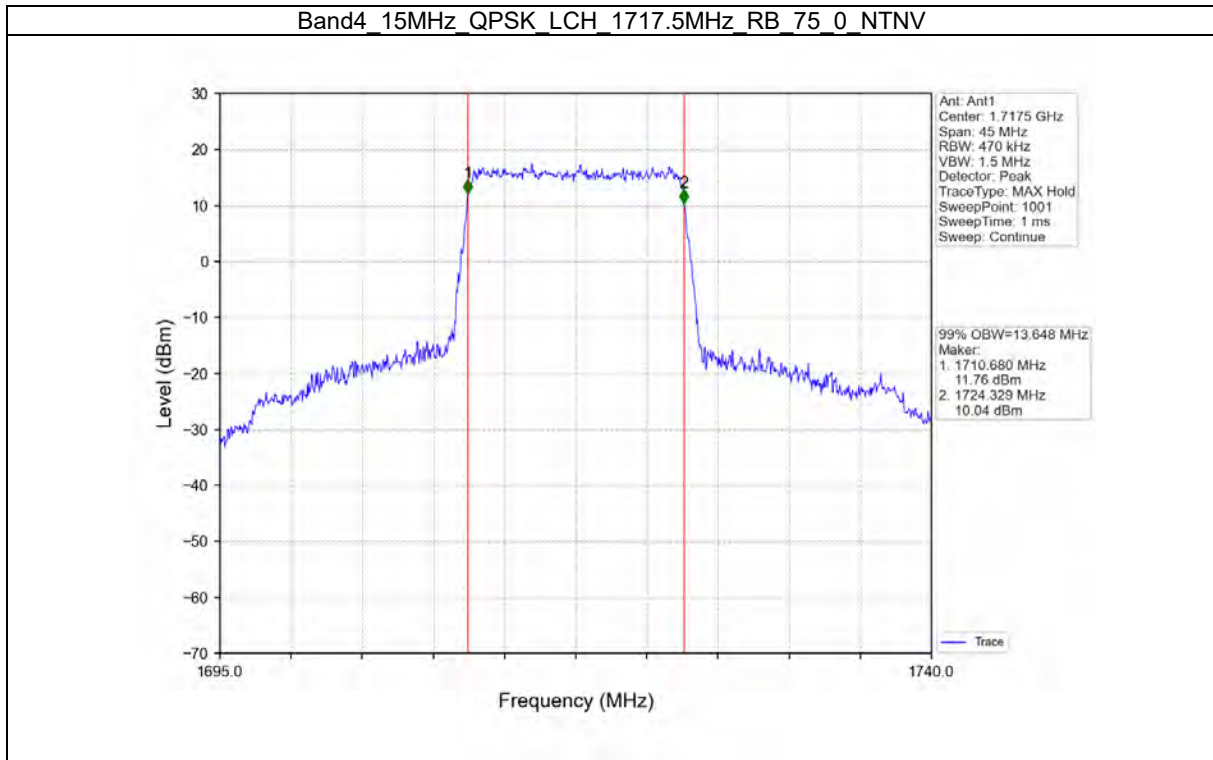


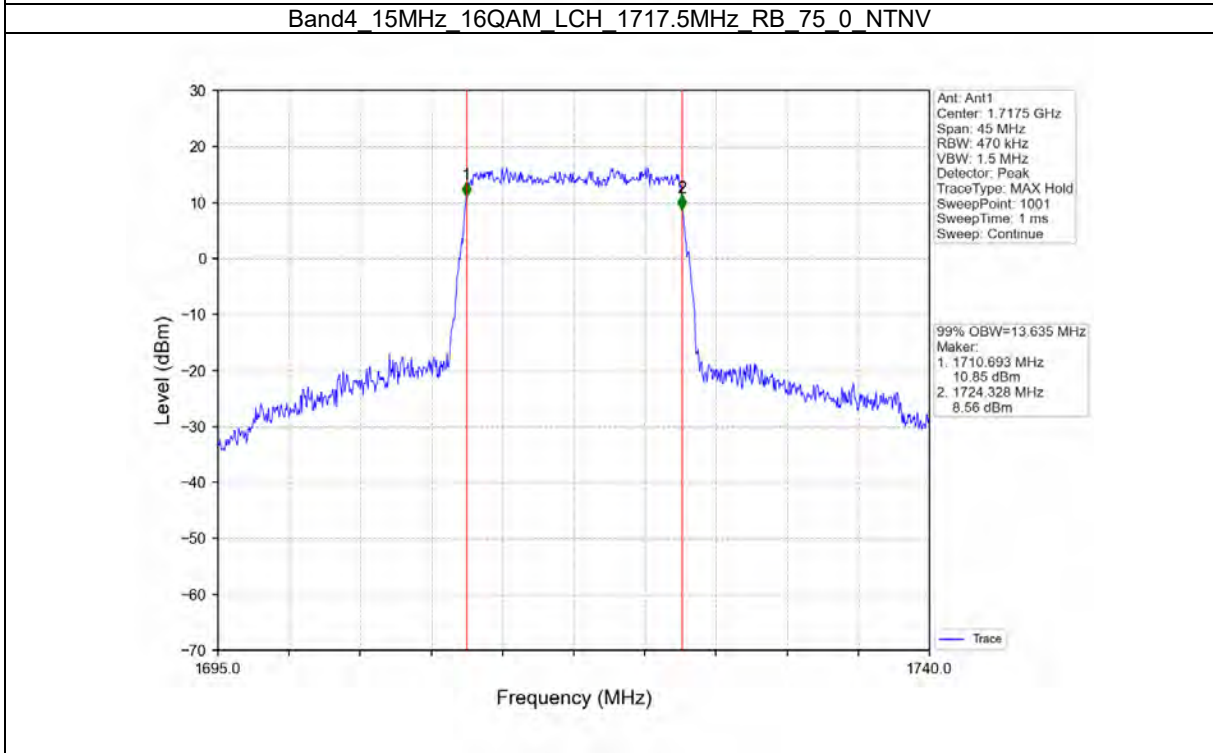
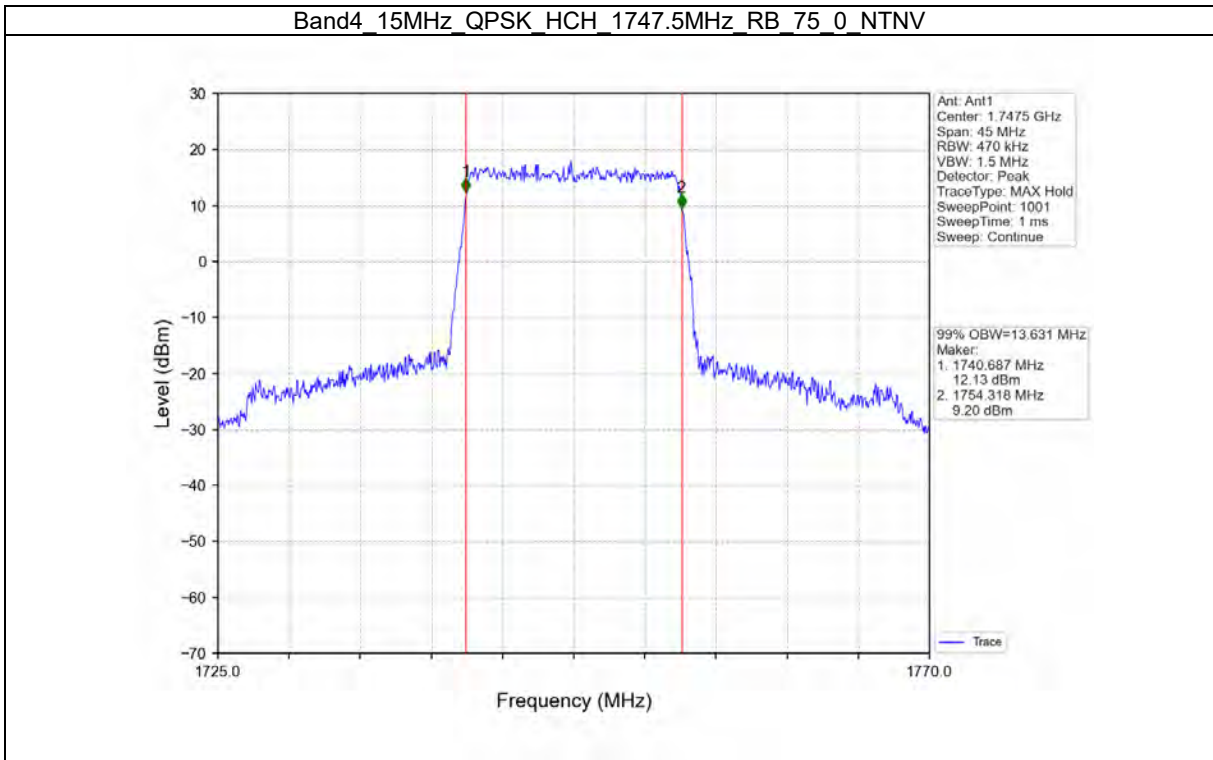


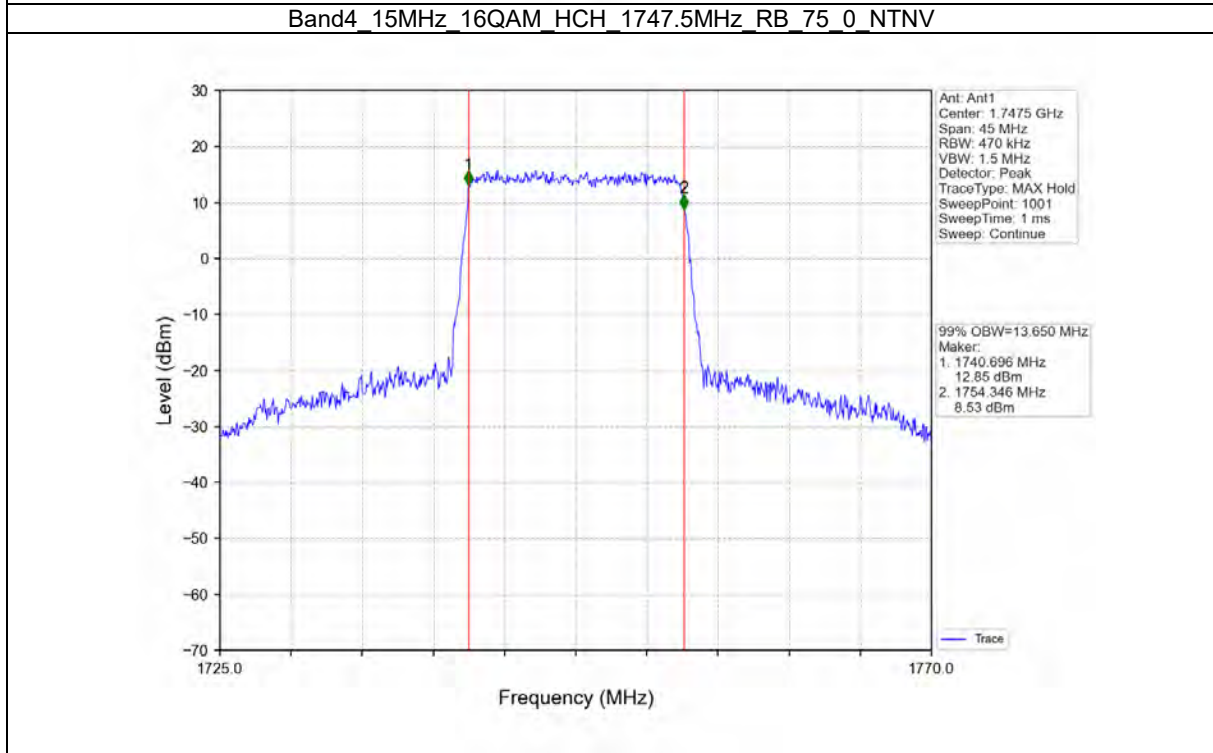
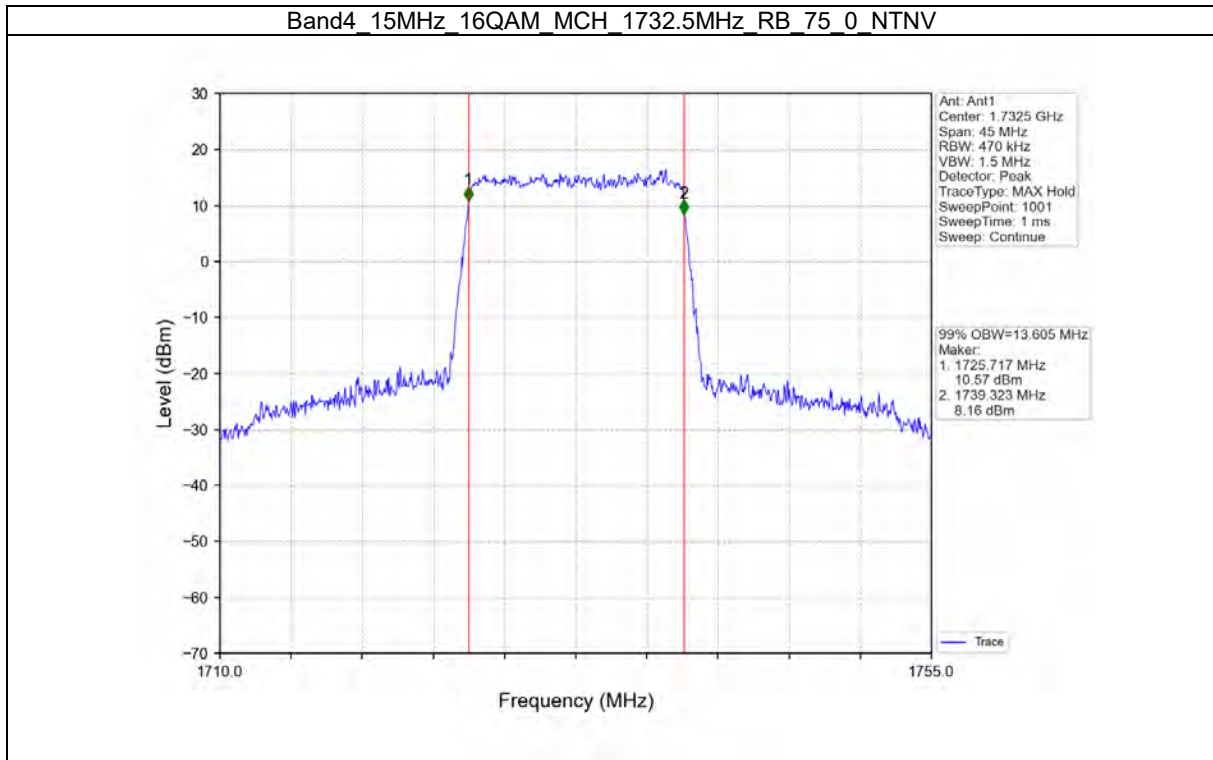


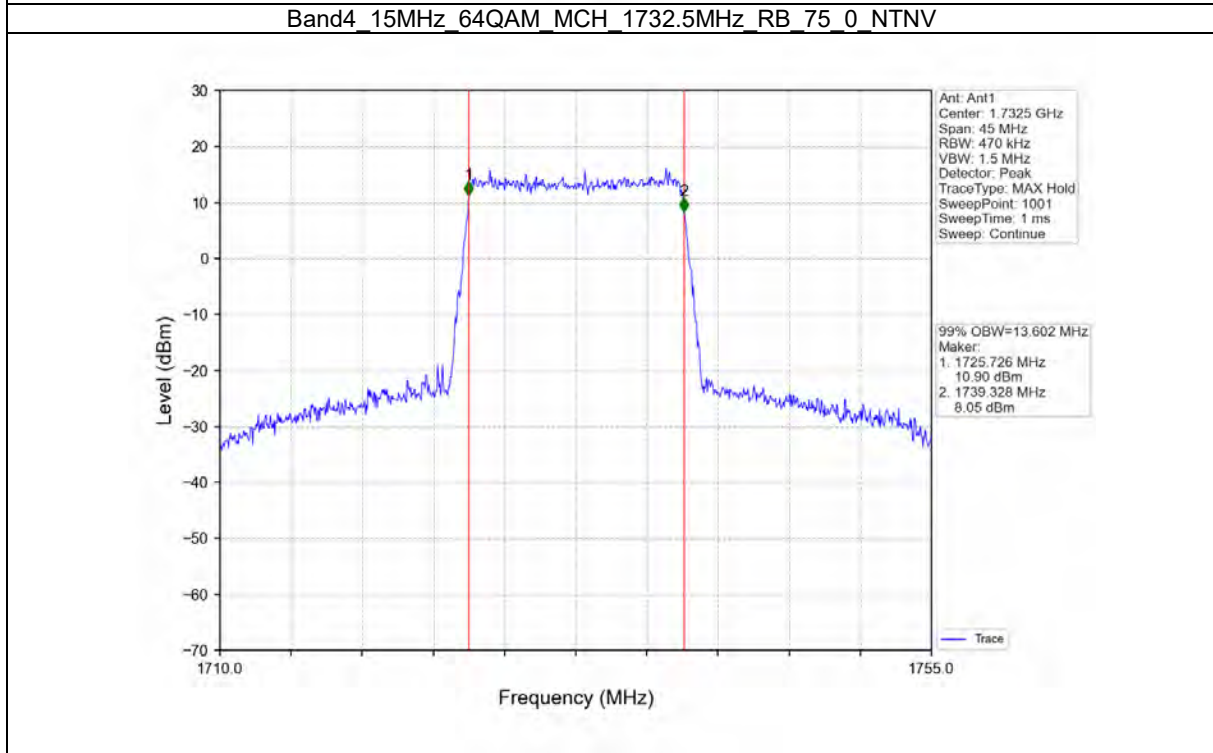
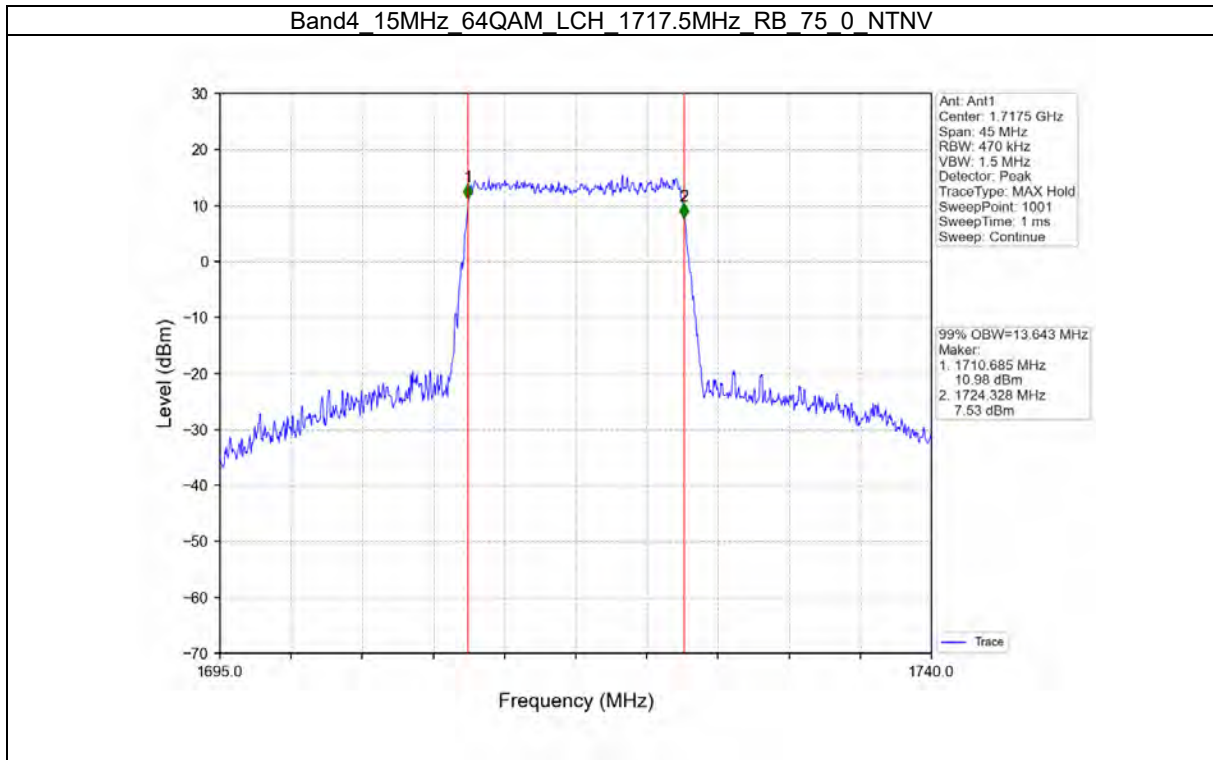


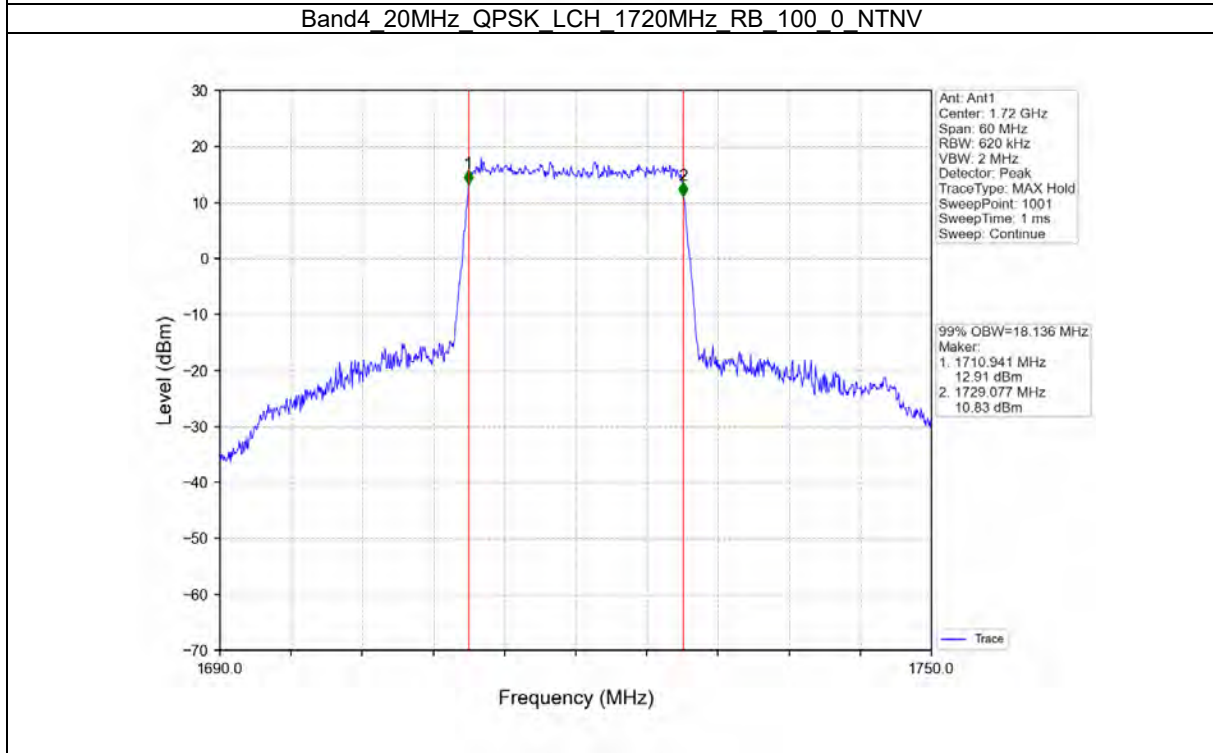
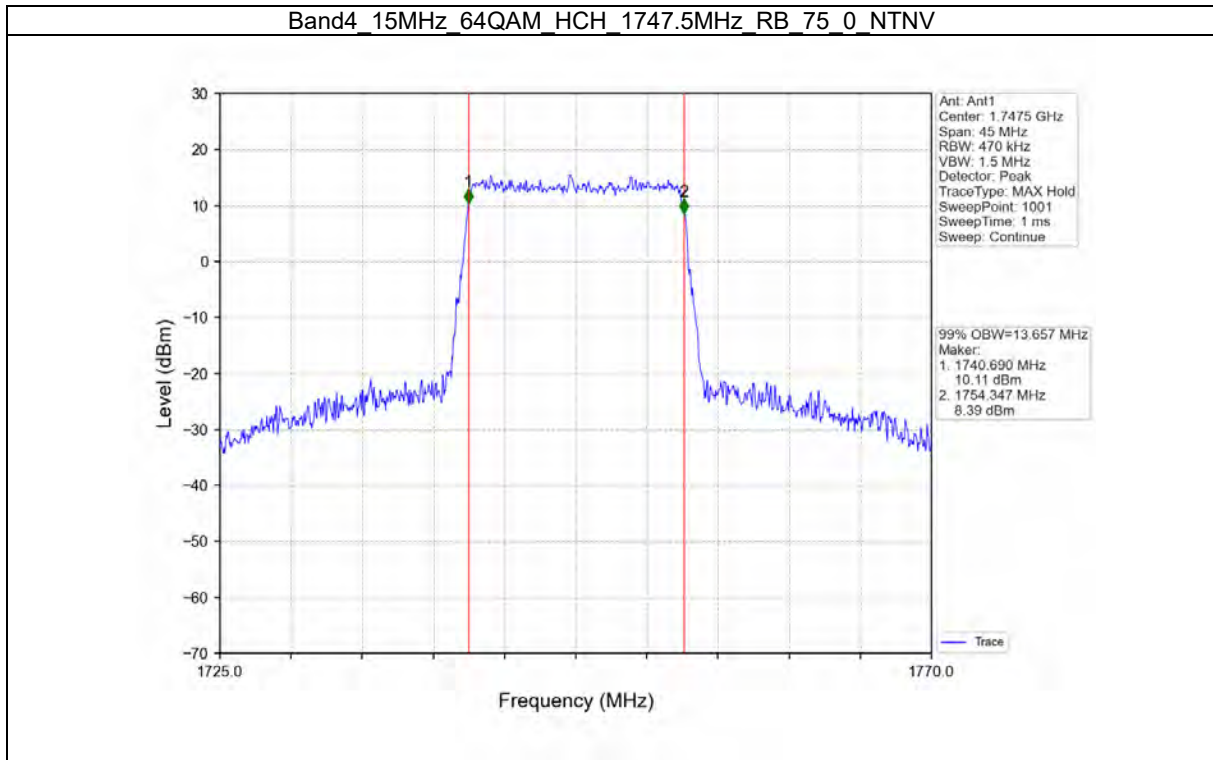


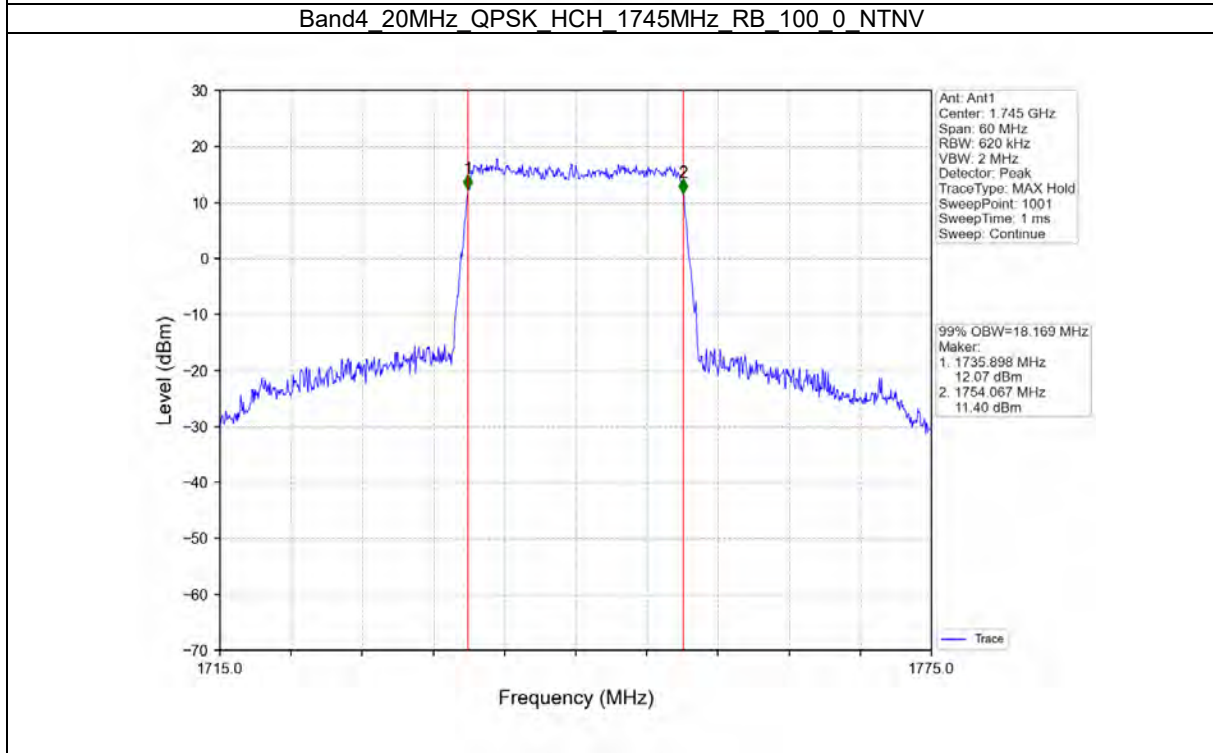
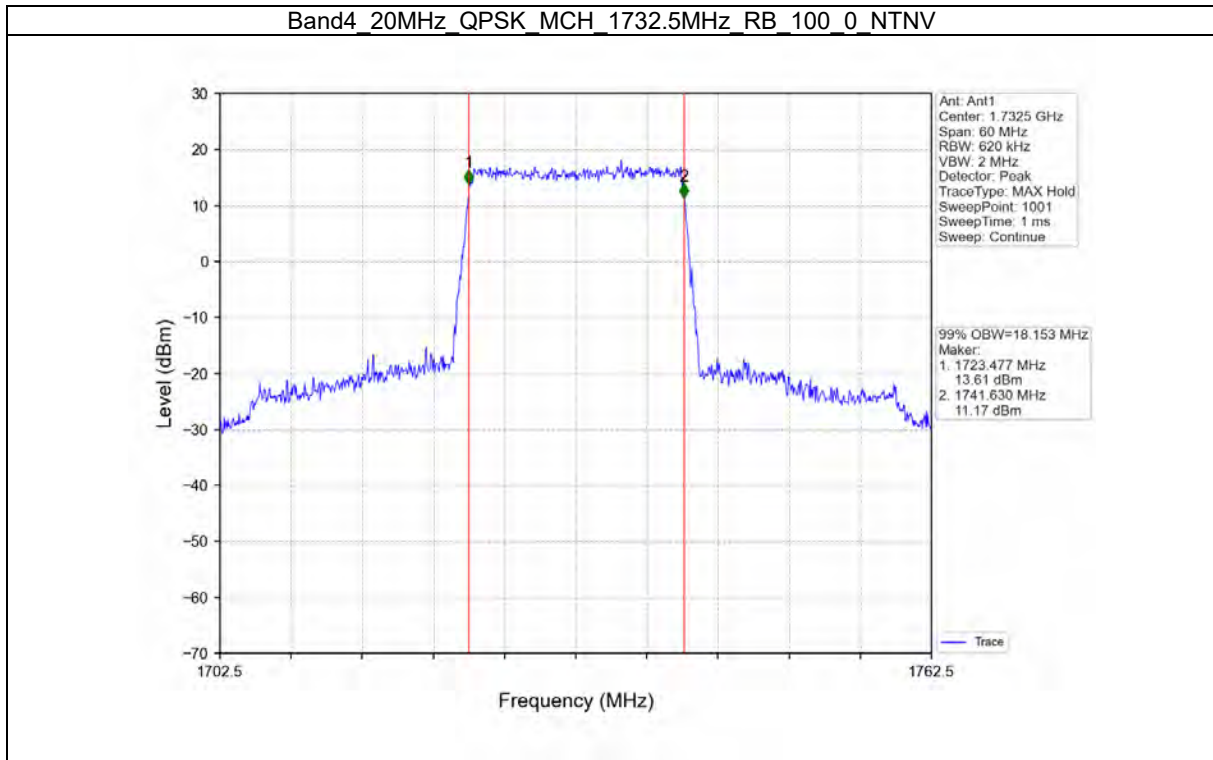


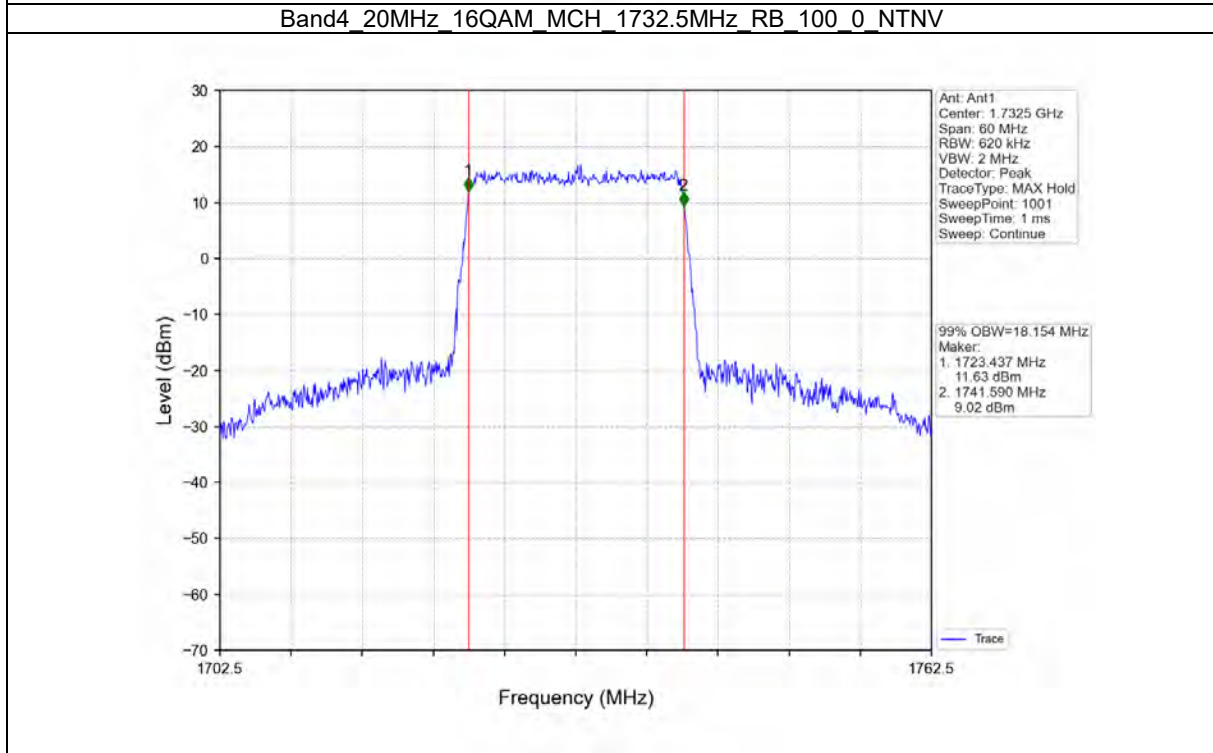
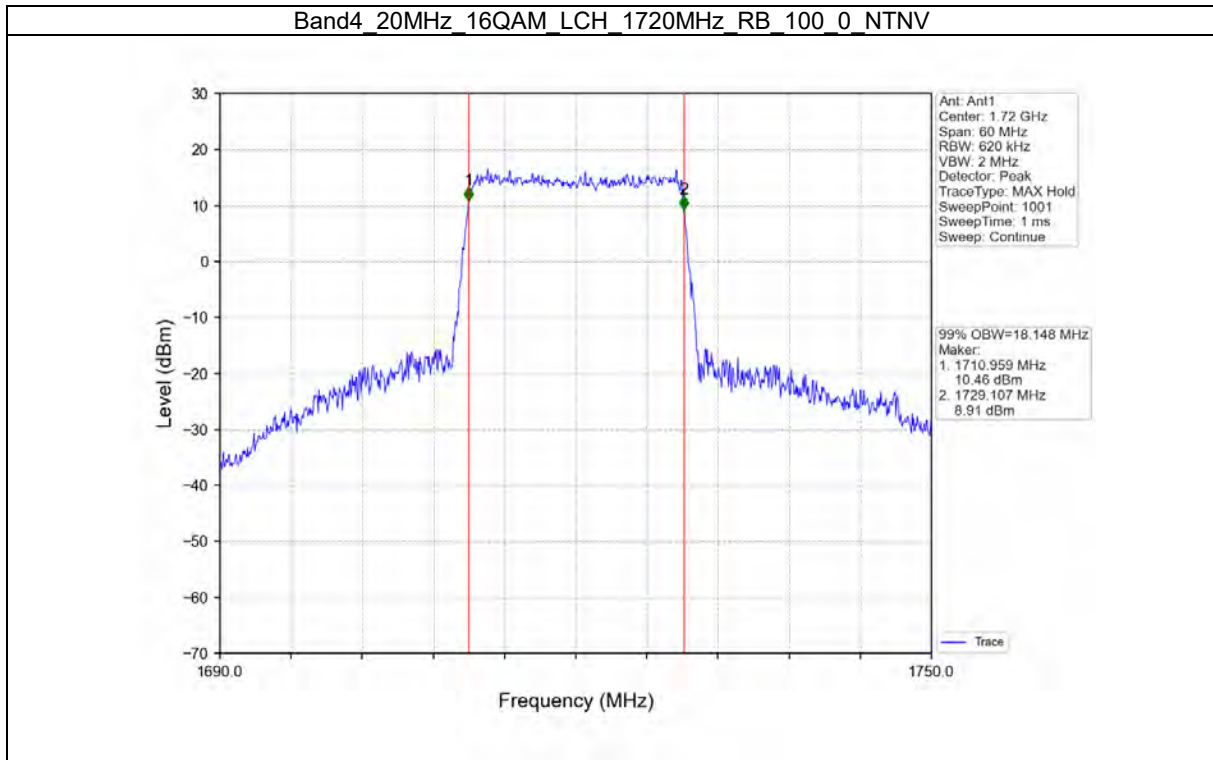


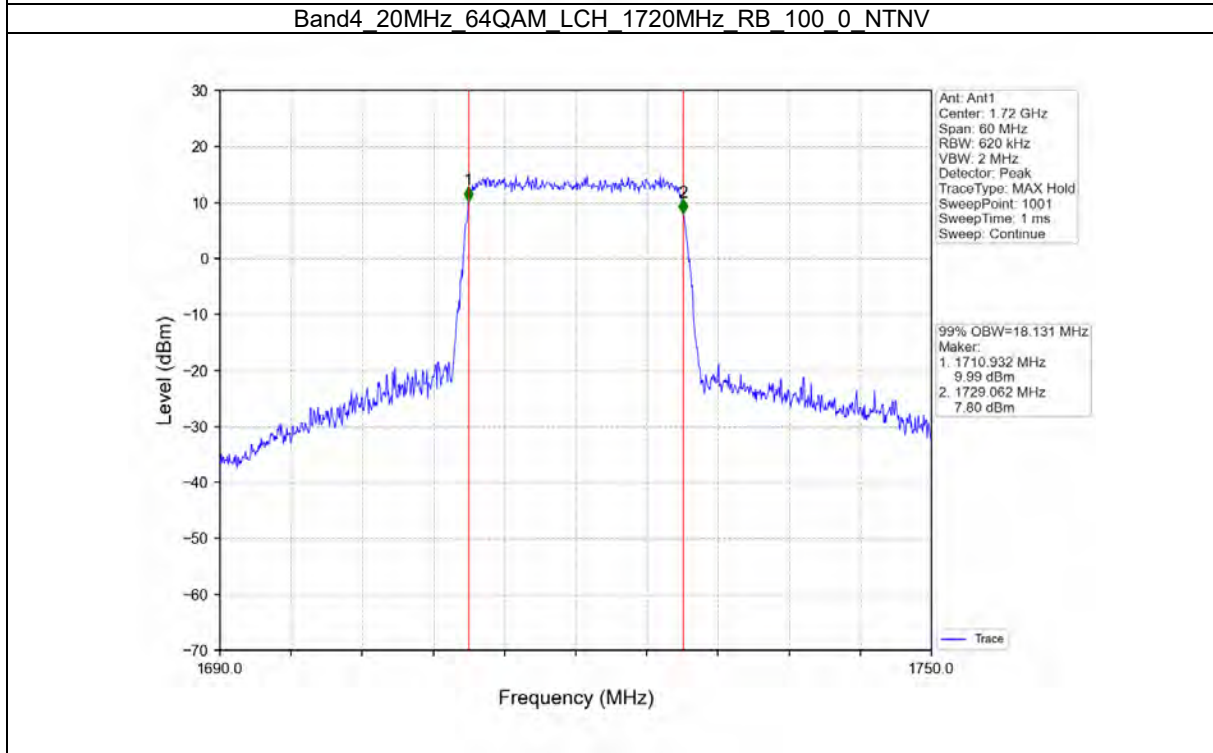
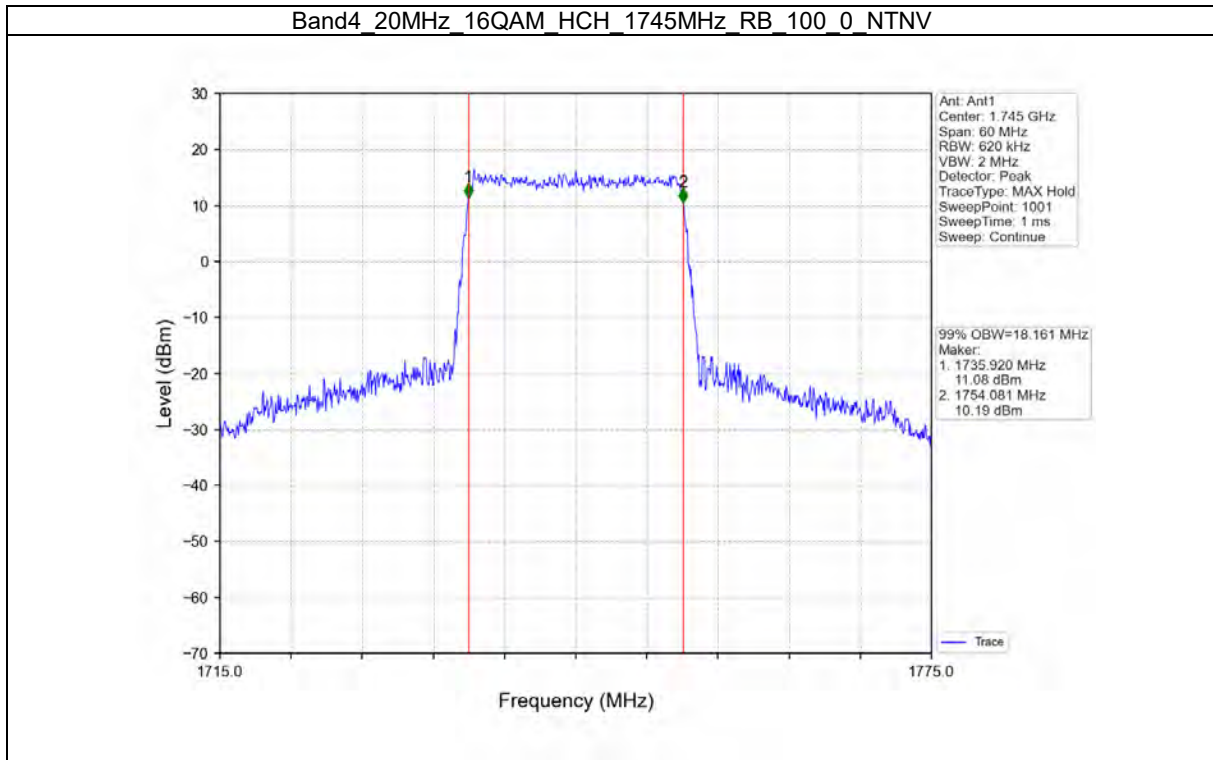


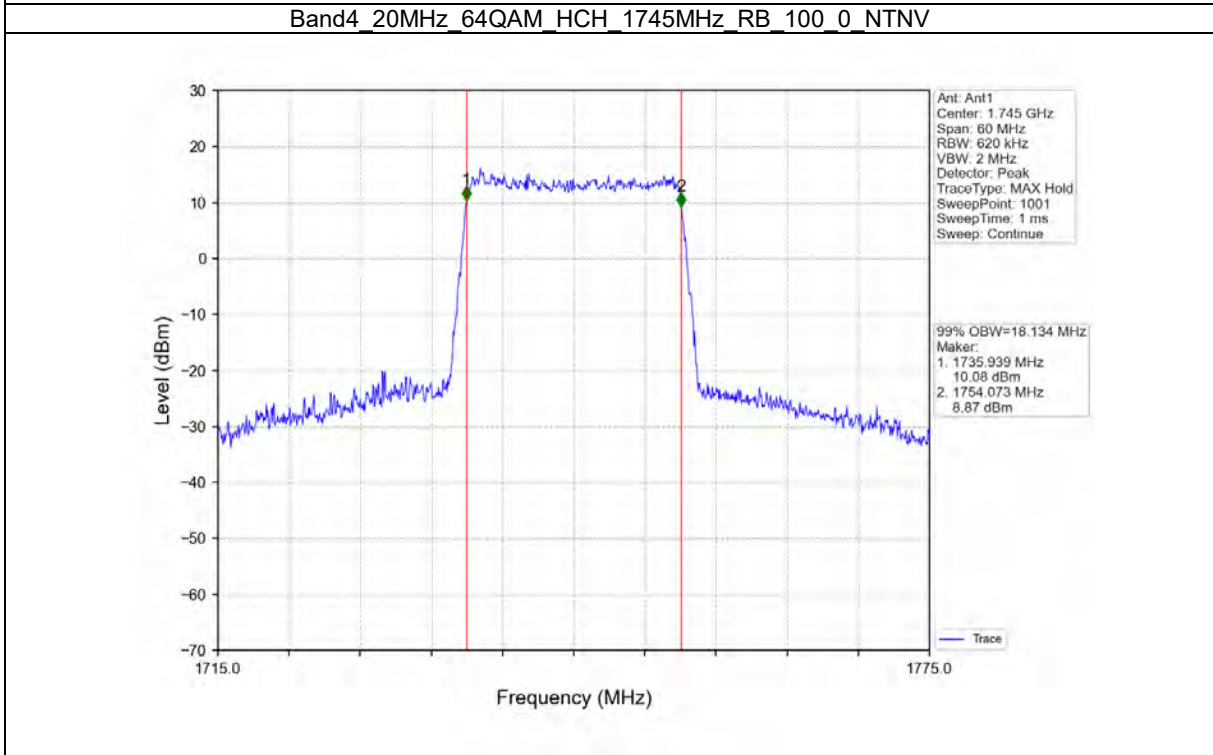
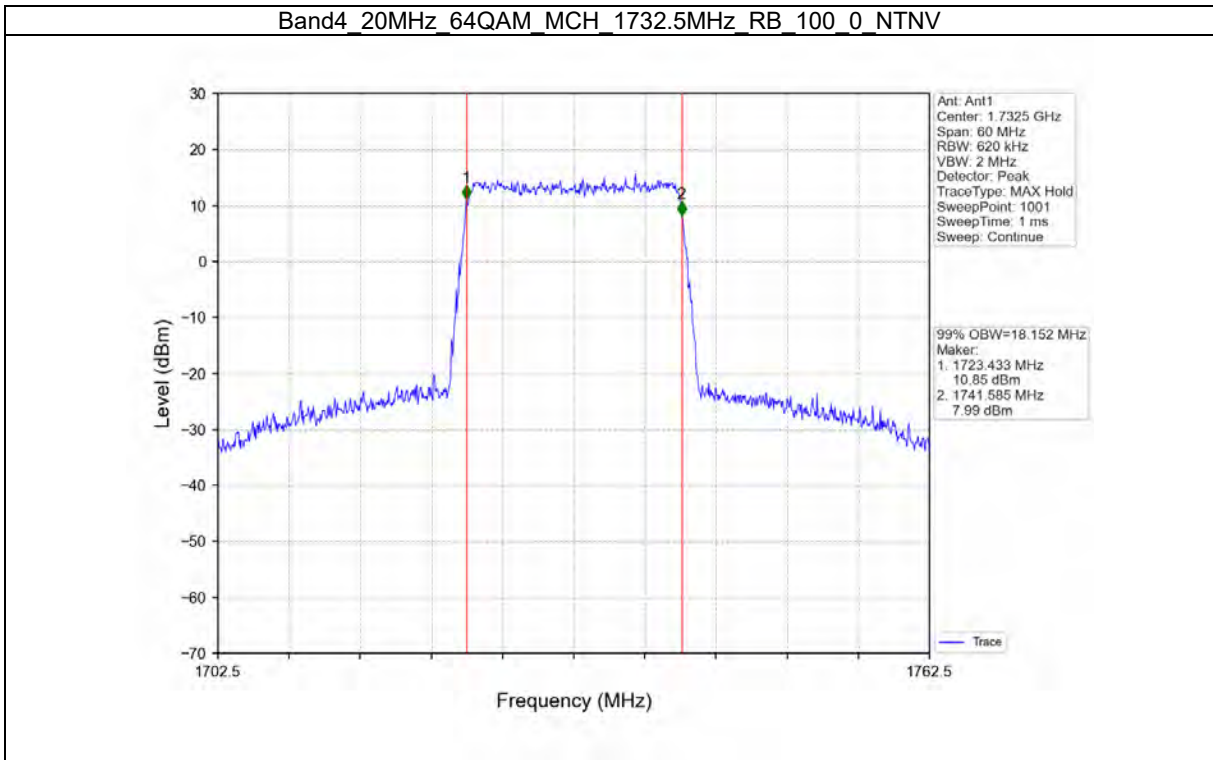














Test Report No.: W7L-P22090015-4RF06

26DB_OBW TEST RESULT

Band: 4 / NTV						
Bandwidth (MHz)	Modulation	Frequency (MHz)	RB Allocation		26dB Bandwidth (MHz)	Verdict
			Size	Offset	Result	
1.4	QPSK	1710.7	6	0	1.274	Pass
		1732.5	6	0	1.270	Pass
		1754.3	6	0	1.280	Pass
	16QAM	1710.7	6	0	1.272	Pass
		1732.5	6	0	1.263	Pass
		1754.3	6	0	1.275	Pass
	64QAM	1710.7	6	0	1.276	Pass
		1732.5	6	0	1.272	Pass
		1754.3	6	0	1.268	Pass
3	QPSK	1711.5	15	0	3.103	Pass
		1732.5	15	0	3.123	Pass
		1753.5	15	0	3.090	Pass
	16QAM	1711.5	15	0	3.120	Pass
		1732.5	15	0	3.085	Pass
		1753.5	15	0	3.127	Pass
	64QAM	1711.5	15	0	3.105	Pass
		1732.5	15	0	3.095	Pass
		1753.5	15	0	3.116	Pass
5	QPSK	1712.5	25	0	5.053	Pass
		1732.5	25	0	5.068	Pass
		1752.5	25	0	5.044	Pass
	16QAM	1712.5	25	0	5.049	Pass
		1732.5	25	0	5.059	Pass
		1752.5	25	0	5.068	Pass
	64QAM	1712.5	25	0	5.075	Pass
		1732.5	25	0	5.084	Pass
		1752.5	25	0	5.044	Pass
10	QPSK	1715	50	0	10.101	Pass
		1732.5	50	0	10.086	Pass
		1750	50	0	10.007	Pass
	16QAM	1715	50	0	10.094	Pass
		1732.5	50	0	10.048	Pass
		1750	50	0	10.122	Pass
	64QAM	1715	50	0	10.068	Pass
		1732.5	50	0	9.990	Pass
		1750	50	0	10.041	Pass
15	QPSK	1717.5	75	0	15.210	Pass
		1732.5	75	0	15.012	Pass
		1747.5	75	0	15.095	Pass
	16QAM	1717.5	75	0	15.163	Pass
		1732.5	75	0	15.203	Pass
		1747.5	75	0	15.080	Pass
	64QAM	1717.5	75	0	15.275	Pass
		1732.5	75	0	15.023	Pass
		1747.5	75	0	15.191	Pass
20	QPSK	1720	100	0	19.902	Pass
		1732.5	100	0	19.999	Pass
		1745	100	0	20.187	Pass
	16QAM	1720	100	0	20.010	Pass
		1732.5	100	0	20.120	Pass
		1745	100	0	19.928	Pass
	64QAM	1720	100	0	20.014	Pass
		1732.5	100	0	20.023	Pass
		1745	100	0	19.855	Pass

TEST GRAPH

