

FCC SAR TEST REPORT

Application No.: SEWM2204000030RG
Applicant: HMD Global Oy
Manufacturer: HMD Global Oy
Product Name: Smart Phone
Model No.(EUT): TA-1391
Brand Name: Nokia
FCC ID: 2AJOTTA-1391
Standards: FCC 47CFR §2.1093
Date of Receipt: 2022-04-14
Date of Test: 2022-04-16 to 2022-04-22
Date of Issue: 2022-04-26
Test conclusion: **PASS ***

* In the configuration tested, the EUT detailed in this report complied with the standards specified above.

Authorized Signature:

Panta Sun

Wireless Laboratory Manager



Unless otherwise agreed in writing, this document is issued by the Company subject to its General Conditions of Service printed overleaf, available on request or accessible at <http://www.sgs.com/en/Terms-and-Conditions.aspx> and, for electronic format documents, subject to Terms and Conditions for Electronic Documents at <http://www.sgs.com/en/Terms-and-Conditions/Terms-e-Documents.aspx>. Attention is drawn to the limitation of liability, indemnification and jurisdiction issues defined therein. Any holder of this document is advised that information contained hereon reflects the Company's findings at the time of its intervention only and within the limits of Client's instructions, if any. The Company's sole responsibility is to its Client and this document does not exonerate parties to a transaction from exercising all their rights and obligations under the transaction documents. This document cannot be reproduced except in full, without prior written approval of the Company. Any unauthorized alteration, forgery or falsification of the content or appearance of this document is unlawful and offenders may be prosecuted to the fullest extent of the law. Unless otherwise stated the results shown in this test report refer only to the sample(s) tested and such sample(s) are retained for 30 days only.
Attention: To check the authenticity of testing/inspection report & certificate, please contact us at telephone: (86-755) 8307 1443, or email: CN.Doccheck@sgs.com

South of No. 6 Plant, No. 1, Runsheng Road, Suzhou Industrial Park, Suzhou Area, China (Jiangsu) Pilot Free Trade Zone 215000
中国·苏州·中国(江苏)自由贸易试验区苏州片区苏州工业园区湖胜路1号的6号厂房南楼 邮编: 215000

t (86-512) 62992980 www.sgs.com.cn
t (86-512) 62992980 sgs.china@sgs.com

REVISION HISTORY

Report Number	Revision	Description	Issue Date
SEWM2204000030RG06	01	Original	2022-04-26



Unless otherwise agreed in writing, this document is issued by the Company subject to its General Conditions of Service printed overleaf, available on request or accessible at <http://www.sgs.com/en/Terms-and-Conditions.aspx> and, for electronic format documents, subject to Terms and Conditions for Electronic Documents at <http://www.sgs.com/en/Terms-and-Conditions/Terms-e-Documents.aspx>. Attention is drawn to the limitation of liability, indemnification and jurisdiction issues defined therein. Any holder of this document is advised that information contained hereon reflects the Company's findings at the time of its intervention only and within the limits of Client's instructions, if any. The Company's sole responsibility is to its Client and this document does not exonerate parties to a transaction from exercising all their rights and obligations under the transaction documents. This document cannot be reproduced except in full, without prior written approval of the Company. Any unauthorized alteration, forgery or falsification of the content or appearance of this document is unlawful and offenders may be prosecuted to the fullest extent of the law. Unless otherwise stated the results shown in this test report refer only to the sample(s) tested and such sample(s) are retained for 30 days only.

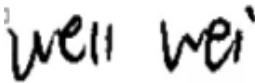
Attention: To check the authenticity of testing /inspection report & certificate, please contact us at telephone: (86-755) 8307 1443, or email: CN.Doccheck@sgs.com

TEST SUMMARY

Frequency Band	Maximum Reported SAR(W/kg)		
	Head	Body-worn	Hotspot
GSM850	0.35	0.45	0.47
GSM1900	0.33	0.63	0.84
WCDMA Band II	0.45	0.72	0.84
WCDMA Band IV	0.27	0.44	0.59
WCDMA Band V	0.45	0.58	0.58
LTE Band 2	0.36	0.62	0.77
LTE Band 4	0.25	0.45	0.45
LTE Band 5	0.32	0.34	0.34
LTE Band 7	0.94	0.84	0.84
WI-FI (2.4GHz)	1.13	0.30	0.30
BT	0.14	<0.10	<0.10
SAR Limited(W/kg)	1.6		
Maximum Simultaneous Transmission SAR (W/kg)			
Scenario	Head	Body-worn	Hotspot
Sum SAR	1.43	1.14	1.14
SPLSR	0.033	N/A	N/A
SPLSR Limited	0.04		

Note:
The Simultaneous transmission SAR is the same test position of the WWAN antenna + WiFi/BT antenna.

Reviewed by



Well Wei

Prepared by



Nick Hu



CONTENTS

1	GENERAL INFORMATION	6
1.1	DETAILS OF CLIENT	6
1.2	TEST LOCATION	6
1.3	TEST FACILITY	7
1.4	GENERAL DESCRIPTION OF EUT	8
1.4.1	DUT Antenna Locations(Back View)	9
1.4.2	Power reduction specification	10
1.5	TEST SPECIFICATION	11
1.6	RF EXPOSURE LIMITS	12
2	LABORATORY ENVIRONMENT	13
3	SAR MEASUREMENTS SYSTEM CONFIGURATION	14
3.1	THE SAR MEASUREMENT SYSTEM	14
3.2	ISOTROPIC E-FIELD PROBE EX3DV4	15
3.3	DATA ACQUISITION ELECTRONICS (DAE)	16
3.4	SAM TWIN PHANTOM	16
3.5	ELI PHANTOM	17
3.6	DEVICE HOLDER FOR TRANSMITTERS	18
3.7	MEASUREMENT PROCEDURE	19
3.7.1	Scanning procedure	19
3.7.2	Data Storage	21
3.7.3	Data Evaluation by SEMCAD	21
4	SAR MEASUREMENT VARIABILITY AND UNCERTAINTY	23
4.1	SAR MEASUREMENT VARIABILITY	23
4.2	SAR MEASUREMENT UNCERTAINTY	23
5	DESCRIPTION OF TEST POSITION	24
5.1	HEAD EXPOSURE CONDITION	24
5.1.1	SAM Phantom Shape	24
5.1.2	EUT constructions	25
5.1.3	Definition of the "cheek" position	25
5.1.4	Definition of the "tilted" position	26
5.2	BODY EXPOSURE CONDITION	27
5.2.1	Body-worn accessory exposure conditions	27
5.2.2	Wireless Router exposure conditions	28
5.3	EXTREMITY EXPOSURE CONDITIONS	28
5.4	PROXIMITY SENSOR TRIGGERING TEST	29
6	SAR SYSTEM VERIFICATION PROCEDURE	34
6.1	TISSUE SIMULATE LIQUID	34
6.1.1	Recipes for Tissue Simulate Liquid	34
6.1.2	Measurement for Tissue Simulate Liquid	35
6.2	SAR SYSTEM CHECK	36
6.2.1	Justification for Extended SAR Dipole Calibrations	37
6.2.2	Summary System Check Result(s)	38
6.2.3	Detailed System Check Results	38



Unless otherwise agreed in writing, this document is issued by the Company subject to its General Conditions of Service printed overleaf, available on request or accessible at <http://www.sgs.com/en/Terms-and-Conditions.aspx> and, for electronic format documents, subject to Terms and Conditions for Electronic Documents at <http://www.sgs.com/en/Terms-and-Conditions/Terms-e-Documents.aspx>. Attention is drawn to the limitation of liability, indemnification and jurisdiction issues defined therein. Any holder of this document is advised that information contained hereon reflects the Company's findings at the time of its intervention only and within the limits of Client's instructions, if any. The Company's sole responsibility is to its Client and this document does not exonerate parties to a transaction from exercising all their rights and obligations under the transaction documents. This document cannot be reproduced except in full, without prior written approval of the Company. Any unauthorized alteration, forgery or falsification of the content or appearance of this document is unlawful and offenders may be prosecuted to the fullest extent of the law. Unless otherwise stated the results shown in this test report refer only to the sample(s) tested and such sample(s) are retained for 30 days only.

Attention: To check the authenticity of testing/inspection report & certificate, please contact us at telephone: (86-755) 8307 1443, or email: CN.Doccheck@sgs.com

7	TEST CONFIGURATION	39
7.1	3G SAR TEST REDUCTION PROCEDURE	39
7.2	OPERATION CONFIGURATIONS.....	39
7.2.1	<i>GSM Test Configuration.....</i>	<i>39</i>
7.2.2	<i>WCDMA Test Configuration.....</i>	<i>40</i>
7.2.3	<i>WiFi Test Configuration.....</i>	<i>46</i>
7.2.4	<i>LTE Test Configuration.....</i>	<i>50</i>
8	TEST RESULT.....	52
8.1	MEASUREMENT OF RF CONDUCTED POWER.....	52
8.1.1	<i>Conducted Power of GSM.....</i>	<i>52</i>
8.1.2	<i>Conducted Power of WCDMA.....</i>	<i>54</i>
8.1.3	<i>Conducted Power of LTE.....</i>	<i>57</i>
8.1.4	<i>Conducted Power of WIFI.....</i>	<i>75</i>
8.1.5	<i>Conducted Power of BT.....</i>	<i>76</i>
8.2	STAND-ALONE SAR TEST EVALUATION.....	77
8.3	MEASUREMENT OF SAR DATA	78
8.3.1	<i>SAR Result of GSM850.....</i>	<i>79</i>
8.3.2	<i>SAR Result of GSM1900.....</i>	<i>80</i>
8.3.3	<i>SAR Result of WCDMA Band II.....</i>	<i>81</i>
8.3.4	<i>SAR Result of WCDMA Band IV.....</i>	<i>82</i>
8.3.5	<i>SAR Result of WCDMA Band V.....</i>	<i>83</i>
8.3.6	<i>SAR Result of LTE Band 2.....</i>	<i>84</i>
8.3.7	<i>SAR Result of LTE Band 4.....</i>	<i>86</i>
8.3.8	<i>SAR Result of LTE Band 5.....</i>	<i>88</i>
8.3.9	<i>SAR Result of LTE Band 7.....</i>	<i>89</i>
8.3.10	<i>SAR Result of WIFI 2.4G.....</i>	<i>91</i>
8.3.11	<i>SAR Result of BT.....</i>	<i>92</i>
8.4	MULTIPLE TRANSMITTER EVALUATION	93
8.4.1	<i>Simultaneous SAR SAR test evaluation.....</i>	<i>93</i>
8.4.2	<i>Simultaneous Transmission SAR Summation Scenario.....</i>	<i>94</i>
8.4.3	<i>SPLSR Evaluation Analysis.....</i>	<i>96</i>
9	EQUIPMENT LIST	97
10	CALIBRATION CERTIFICATE.....	98
11	PHOTOGRAPHS	98
	APPENDIX A: DETAILED SYSTEM CHECK RESULTS	98
	APPENDIX B: DETAILED TEST RESULTS.....	98
	APPENDIX C: CALIBRATION CERTIFICATE.....	98
	APPENDIX D: PHOTOGRAPHS	98



Unless otherwise agreed in writing, this document is issued by the Company subject to its General Conditions of Service printed overleaf, available on request or accessible at <http://www.sgs.com/en/Terms-and-Conditions.aspx> and, for electronic format documents, subject to Terms and Conditions for Electronic Documents at <http://www.sgs.com/en/Terms-and-Conditions/Terms-e-Documents.aspx>. Attention is drawn to the limitation of liability, indemnification and jurisdiction issues defined therein. Any holder of this document is advised that information contained hereon reflects the Company's findings at the time of its intervention only and within the limits of Client's instructions, if any. The Company's sole responsibility is to its Client and this document does not exonerate parties to a transaction from exercising all their rights and obligations under the transaction documents. This document cannot be reproduced except in full, without prior written approval of the Company. Any unauthorized alteration, forgery or falsification of the content or appearance of this document is unlawful and offenders may be prosecuted to the fullest extent of the law. Unless otherwise stated the results shown in this test report refer only to the sample(s) tested and such sample(s) are retained for 30 days only.

Attention: To check the authenticity of testing/inspection report & certificate, please contact us at telephone: (86-755) 8307 1443, or email: CN.Doccheck@sgs.com

South of No. 6 Plant, No. 1, Runsheng Road, Suzhou Industrial Park, Suzhou Area, China (Jiangsu) Pilot Free Trade Zone 215000 t (86-512) 62992980 www.sgs.com.cn
中国·苏州·中国(江苏)自由贸易试验区苏州片区苏州工业园区湖胜路1号的6号厂房南楼 邮编: 215000 t (86-512) 62992980 sgs.china@sgs.com

1 General Information

1.1 Details of Client

Applicant:	HMD Global Oy
Address:	Bertel Jungin aukio 9, Espoo 02600, Finland
Manufacturer:	HMD Global Oy
Address:	Bertel Jungin aukio 9, Espoo 02600, Finland

1.2 Test Location

Company:	SGS-CSTC Standards Technical Services (Suzhou) Co., Ltd.
Address:	South of No. 6 Plant, No. 1, Runsheng Road, Suzhou Industrial Park, Suzhou Area, China (Jiangsu) Pilot Free Trade Zone
Post code:	215000
Test Engineer:	Nature Shen, Leon Xu



Unless otherwise agreed in writing, this document is issued by the Company subject to its General Conditions of Service printed overleaf, available on request or accessible at <http://www.sgs.com/en/Terms-and-Conditions.aspx> and, for electronic format documents, subject to Terms and Conditions for Electronic Documents at <http://www.sgs.com/en/Terms-and-Conditions/Terms-e-Documents.aspx>. Attention is drawn to the limitation of liability, indemnification and jurisdiction issues defined therein. Any holder of this document is advised that information contained hereon reflects the Company's findings at the time of its intervention only and within the limits of Client's instructions, if any. The Company's sole responsibility is to its Client and this document does not exonerate parties to a transaction from exercising all their rights and obligations under the transaction documents. This document cannot be reproduced except in full, without prior written approval of the Company. Any unauthorized alteration, forgery or falsification of the content or appearance of this document is unlawful and offenders may be prosecuted to the fullest extent of the law. Unless otherwise stated the results shown in this test report refer only to the sample(s) tested and such sample(s) are retained for 30 days only.

Attention: To check the authenticity of testing / inspection report & certificate, please contact us at telephone: (86-755) 8307 1443, or email: CN.Doccheck@sgs.com

1.3 Test Facility

The test facility is recognized, certified, or accredited by the following organizations:

- **A2LA (Certificate No. 6336.01)**

SGS-CSTC STANDARDS TECHNICAL SERVICES (SUZHOU) CO., LTD. is accredited by the American Association for Laboratory Accreditation(A2LA). Certificate No. 6336.01.

- **Innovation, Science and Economic Development Canada**

SGS-CSTC STANDARDS TECHNICAL SERVICES (SUZHOU) CO., LTD. has been recognized by ISED as an accredited testing laboratory.

CAB identifier: CN0120.

IC#: 27594.

- **FCC –Designation Number: CN1312**

SGS-CSTC STANDARDS TECHNICAL SERVICES (SUZHOU) CO., LTD. has been recognized as an accredited testing laboratory.

Designation Number: CN1312.

Test Firm Registration Number: 717327



Unless otherwise agreed in writing, this document is issued by the Company subject to its General Conditions of Service printed overleaf, available on request or accessible at <http://www.sgs.com/en/Terms-and-Conditions.aspx> and, for electronic format documents, subject to Terms and Conditions for Electronic Documents at <http://www.sgs.com/en/Terms-and-Conditions/Terms-e-Documents.aspx>. Attention is drawn to the limitation of liability, indemnification and jurisdiction issues defined therein. Any holder of this document is advised that information contained hereon reflects the Company's findings at the time of its intervention only and within the limits of Client's instructions, if any. The Company's sole responsibility is to its Client and this document does not exonerate parties to a transaction from exercising all their rights and obligations under the transaction documents. This document cannot be reproduced except in full, without prior written approval of the Company. Any unauthorized alteration, forgery or falsification of the content or appearance of this document is unlawful and offenders may be prosecuted to the fullest extent of the law. Unless otherwise stated the results shown in this test report refer only to the sample(s) tested and such sample(s) are retained for 30 days only.

Attention: To check the authenticity of testing /inspection report & certificate, please contact us at telephone: (86-755) 8307 1443, or email: CN.Doccheck@sgs.com

South of No. 6 Plant, No. 1, Runsheng Road, Suzhou Industrial Park, Suzhou Area, China (Jiangsu) Pilot Free Trade Zone 215000 t (86-512) 62992980 www.sgs.com.cn
中国·苏州·中国(江苏)自由贸易试验区苏州片区苏州工业园区湖胜路1号的6号厂房南楼 邮编: 215000 t (86-512) 62992980 sgs.china@sgs.com

1.4 General Description of EUT

Device Type :	portable device		
Exposure Category:	uncontrolled environment / general population		
Product Name:	Smart Phone		
Model No.(EUT):	TA-1391		
FCC ID:	2AJOTTA-1391		
Brand name:	Nokia		
Product Phase:	Identical Prototype		
SN:	PT19545EA1232800019/ PT19545EA1232800015		
Hardware Version:	19545_1_10		
Software Version:	V1.260_A01		
Antenna Type:	Internal Antenna		
Device Operating Configurations :			
Modulation Mode:	GSM: GMSK, 8PSK; WCDMA: QPSK; LTE: QPSK, 16QAM, 64QAM WIFI: DSSS, OFDM, OFDMA; BT: GFSK, π/4DQPSK, 8DPSK		
Device Class:	B		
GPRS Multi-slots Class:	12	EGPRS Multi-slots Class:	12
HSDPA UE Category:	14	HSUPA UE Category	6
DC-HSDPA UE Category:	24		
Power Class	4, tested with power level 5(GSM850)		
	1, tested with power level 0(GSM1900)		
	3, tested with power control "all 1"(WCDMA Band)		
	3, tested with power control Max Power(LTE Band)		
Frequency Bands:	Band	Tx (MHz)	Rx (MHz)
	GSM850	824~849	869~894
	GSM1900	1850~1910	1930~1990
	WCDMA Band II	1850~1910	1930~1990
	WCDMA Band IV	1710~1755	2110~2155
	WCDMA Band V	824~849	869~894
	LTE Band 2	1850 ~1910	1930 ~1990
	LTE Band 4	1710~1755	2110~2155
	LTE Band 5	824~849	869-894
	LTE Band 7	2500~2570	2620~2690
Bluetooth	2400~2483.5	2400~2483.5	
Wi-Fi 2.4G	2402~2472	2402~2472	
Battery Information 1#:	Model:	WT140	
	Normal Voltage:	+3.85V	
	Rated capacity:	2920mAh	
	Manufacturer:	Guangdong Fenghua New Energy Co., Ltd.	
Battery Information 2#:	Model:	WT140	
	Normal Voltage:	+3.85V	
	Rated capacity:	2920mAh	
	Manufacturer:	Hunan ADF Alternative Energy Technology Co., LTD	

Remark:

According to the declaration letter from manufacturer, for the variant test at the worst-case SAR of original report ZR/2021/3003305 and update the power for SAR test configuration in this report.

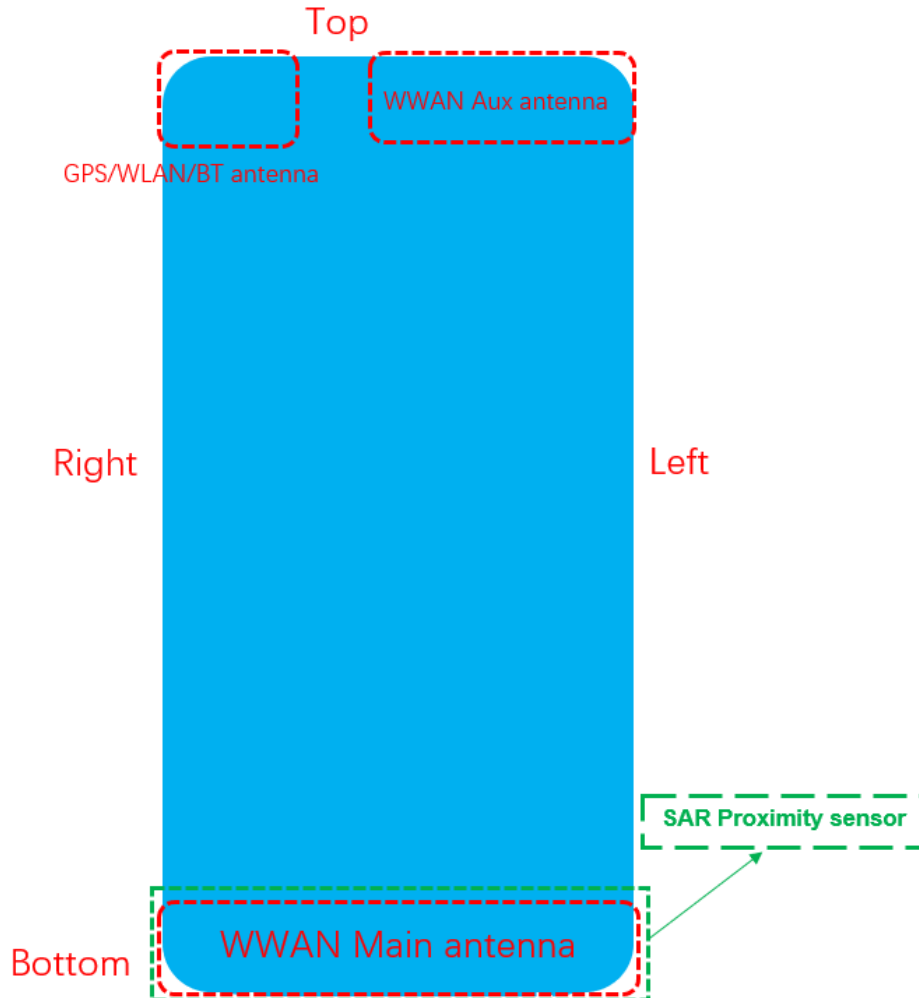


Unless otherwise agreed in writing, this document is issued by the Company subject to its General Conditions of Service printed overleaf, available on request or accessible at <http://www.sgs.com/en/Terms-and-Conditions.aspx> and, for electronic format documents, subject to Terms and Conditions for Electronic Documents at <http://www.sgs.com/en/Terms-and-Conditions/Terms-e-Documents.aspx>. Attention is drawn to the limitation of liability, indemnification and jurisdiction issues defined therein. Any holder of this document is advised that information contained hereon reflects the Company's findings at the time of its intervention only and within the limits of Client's instructions, if any. The Company's sole responsibility is to its Client and this document does not exonerate parties to a transaction from exercising all their rights and obligations under the transaction documents. This document cannot be reproduced except in full, without prior written approval of the Company. Any unauthorized alteration, forgery or falsification of the content or appearance of this document is unlawful and offenders may be prosecuted to the fullest extent of the law. Unless otherwise stated the results shown in this test report refer only to the sample(s) tested and such sample(s) are retained for 30 days only.

Attention: To check the authenticity of testing/inspection report & certificate, please contact us at telephone: (86-755) 8307 1443, or email: CN.Doccheck@sgs.com

South of No. 6 Plant, No. 1, Runsheng Road, Suzhou Industrial Park, Suzhou Area, China (Jiangsu) Pilot Free Trade Zone 215000 t (86-512) 62992980 www.sgsgroup.com.cn
中国·苏州·中国(江苏)自由贸易试验区苏州片区工业园区湖胜路1号的6号厂房南楼 邮编: 215000 t (86-512) 62992980 sgs.china@sgs.com

1.4.1 DUT Antenna Locations(Back View)



Note:

1) The test device is a smart phone. The overall diagonal dimension of this device is 159 mm.

According to the distance between LTE/WCDMA/GSM&WIFI&BT antennas and the sides of the EUT we can draw the conclusion that:

		EUT Sides for SAR Testing					
Mode	Exposure Condition	Front	Back	Left	Right	Top	Bottom
Main Ant	Hotspot	Yes	Yes	Yes	Yes	No	Yes
WiFi/BT	Hotspot	Yes	Yes	No	Yes	Yes	No

Table 1: EUT Sides for SAR Testing

Note: When the antenna-to-edge distance is greater than 2.5cm, such position does not need to be tested.



Unless otherwise agreed in writing, this document is issued by the Company subject to its General Conditions of Service printed overleaf, available on request or accessible at <http://www.sgs.com/en/Terms-and-Conditions.aspx> and, for electronic format documents, subject to Terms and Conditions for Electronic Documents at <http://www.sgs.com/en/Terms-and-Conditions/Terms-e-Documents.aspx>. Attention is drawn to the limitation of liability, indemnification and jurisdiction issues defined therein. Any holder of this document is advised that information contained hereon reflects the Company's findings at the time of its intervention only and within the limits of Client's instructions, if any. The Company's sole responsibility is to its Client and this document does not exonerate parties to a transaction from exercising all their rights and obligations under the transaction documents. This document cannot be reproduced except in full, without prior written approval of the Company. Any unauthorized alteration, forgery or falsification of the content or appearance of this document is unlawful and offenders may be prosecuted to the fullest extent of the law. Unless otherwise stated the results shown in this test report refer only to the sample(s) tested and such sample(s) are retained for 30 days only.

Attention: To check the authenticity of testing/inspection report & certificate, please contact us at telephone: (86-755) 8307 1443, or email: CN.Doccheck@sgs.com

South of No. 6 Plant, No. 1, Runsheng Road, Suzhou Industrial Park, Suzhou Area, China (Jiangsu) Pilot Free Trade Zone 215000
中国·苏州·中国(江苏)自由贸易试验区苏州片区苏州工业园区湖胜路1号的6号厂房南面 邮编: 215000

t (86-512) 62992980 www.sgs.com.cn
t (86-512) 62992980 sgs.china@sgs.com

1.4.2 Power reduction specification

This device uses a single fixed level of power reduction through static table look-up for SAR compliance and it is triggered by a single event or operation

- 1) The proximity sensor is used to indicate when the device is held close to a user's body exposure condition. It utilizes the proximity sensor to reduce the output power in specific wireless and operating modes of main antenna to ensure SAR compliance(Refer to section 5.4 for detailed proximity Sensor information and validation data per KDB 616217).

The following tables summarize the key power reduction information. The detailed full power which is the Max. power the state can use and reduced tune-up specifications and conducted power measurement results are provided in Section 8 of this report.

Main Ant Power Level(dBm)					
Power Reduction Scenario	WCDMA B2	WCDMA B4	LTE B2	LTE B4	LTE B7
Sensor off	24.80	24.80	23.30	24.30	24.30
Sensor on	22.80	22.80	21.30	22.30	22.30



Unless otherwise agreed in writing, this document is issued by the Company subject to its General Conditions of Service printed overleaf, available on request or accessible at <http://www.sgs.com/en/Terms-and-Conditions.aspx> and, for electronic format documents, subject to Terms and Conditions for Electronic Documents at <http://www.sgs.com/en/Terms-and-Conditions/Terms-e-Documents.aspx>. Attention is drawn to the limitation of liability, indemnification and jurisdiction issues defined therein. Any holder of this document is advised that information contained hereon reflects the Company's findings at the time of its intervention only and within the limits of Client's instructions, if any. The Company's sole responsibility is to its Client and this document does not exonerate parties to a transaction from exercising all their rights and obligations under the transaction documents. This document cannot be reproduced except in full, without prior written approval of the Company. Any unauthorized alteration, forgery or falsification of the content or appearance of this document is unlawful and offenders may be prosecuted to the fullest extent of the law. Unless otherwise stated the results shown in this test report refer only to the sample(s) tested and such sample(s) are retained for 30 days only.

Attention: To check the authenticity of testing /inspection report & certificate, please contact us at telephone: (86-755) 8307 1443, or email: CN.Doccheck@sgs.com

South of No. 6 Plant, No. 1, Runsheng Road, Suzhou Industrial Park, Suzhou Area, China (Jiangsu) Pilot Free Trade Zone 215000 t (86-512) 62992980 www.sgs.com.cn
中国·苏州·中国(江苏)自由贸易试验区苏州片区苏州工业园区湖胜路1号的6号厂房南楼 邮编: 215000 t (86-512) 62992980 sgs.china@sgs.com

1.5 Test Specification

Identity	Document Title
FCC 47CFR §2.1093	Radiofrequency Radiation Exposure Evaluation: Portable Devices
ANSI/IEEE C95.1-1992	IEEE Standard for Safety Levels with Respect to Human Exposure to Radio Frequency Electromagnetic Fields, 3 kHz – 300 GHz.
IEEE 1528-2013	Recommended Practice for Determining the Peak Spatial-Average Specific Absorption Rate (SAR) in the Human Head from Wireless Communications Devices: Measurement Techniques
KDB 941225 D01	3G SAR Measurement Procedures v03r01
KDB 941225 D05	SAR for LTE Devices v02r05
KDB 941225 D06	Hotspot Mode SAR v02r01
KDB 248227 D01	SAR Guidance for IEEE 802 11 Wi-Fi SAR v02r02
KDB 648474 D04	Handset SAR v01r03
KDB 447498 D01	General RF Exposure Guidance v06
KDB 865664 D01	SAR Measurement 100 MHz to 6 GHz v01r04
KDB 865664 D02	RF Exposure Reporting v01r02
KDB 690783 D01	SAR Listings on Grants v01r03
KDB 616217 D04	SAR for laptop and tablets v01r02



Unless otherwise agreed in writing, this document is issued by the Company subject to its General Conditions of Service printed overleaf, available on request or accessible at <http://www.sgs.com/en/Terms-and-Conditions.aspx> and, for electronic format documents, subject to Terms and Conditions for Electronic Documents at <http://www.sgs.com/en/Terms-and-Conditions/Terms-e-Documents.aspx>. Attention is drawn to the limitation of liability, indemnification and jurisdiction issues defined therein. Any holder of this document is advised that information contained hereon reflects the Company's findings at the time of its intervention only and within the limits of Client's instructions, if any. The Company's sole responsibility is to its Client and this document does not exonerate parties to a transaction from exercising all their rights and obligations under the transaction documents. This document cannot be reproduced except in full, without prior written approval of the Company. Any unauthorized alteration, forgery or falsification of the content or appearance of this document is unlawful and offenders may be prosecuted to the fullest extent of the law. Unless otherwise stated the results shown in this test report refer only to the sample(s) tested and such sample(s) are retained for 30 days only.

Attention: To check the authenticity of testing/inspection report & certificate, please contact us at telephone: (86-755) 8307 1443, or email: CN.Doccheck@sgs.com

South of No. 6 Plant, No. 1, Runsheng Road, Suzhou Industrial Park, Suzhou Area, China (Jiangsu) Pilot Free Trade Zone 215000
中国·苏州·中国(江苏)自由贸易试验区苏州片区苏州工业园区湖胜路1号的6号厂房南楼 邮编: 215000

t (86-512) 62992980 www.sgs.com.cn
t (86-512) 62992980 sgs.china@sgs.com

1.6 RF exposure limits

Human Exposure	Uncontrolled Environment General Population	Controlled Environment Occupational
Spatial Peak SAR* (Brain*Trunk)	1.60 mW/g	8.00 mW/g
Spatial Average SAR** (Whole Body)	0.08 mW/g	0.40 mW/g
Spatial Peak SAR*** (Hands/Feet/Ankle/Wrist)	4.00 mW/g	20.00 mW/g

Notes:

* The Spatial Peak value of the SAR averaged over any 1 gram of tissue (defined as a tissue volume in the shape of a cube) and over the appropriate averaging time

** The Spatial Average value of the SAR averaged over the whole body.

*** The Spatial Peak value of the SAR averaged over any 10 grams of tissue (defined as a tissue volume in the shape of a cube) and over the appropriate averaging time.

Uncontrolled Environments are defined as locations where there is the exposure of individuals who have no knowledge or control of their exposure.

Controlled Environments are defined as locations where there is exposure that may be incurred by persons who are aware of the potential for exposure, (i.e. as a result of employment or occupation.)



Unless otherwise agreed in writing, this document is issued by the Company subject to its General Conditions of Service printed overleaf, available on request or accessible at <http://www.sgs.com/en/Terms-and-Conditions.aspx> and, for electronic format documents, subject to Terms and Conditions for Electronic Documents at <http://www.sgs.com/en/Terms-and-Conditions/Terms-e-Documents.aspx>. Attention is drawn to the limitation of liability, indemnification and jurisdiction issues defined therein. Any holder of this document is advised that information contained hereon reflects the Company's findings at the time of its intervention only and within the limits of Client's instructions, if any. The Company's sole responsibility is to its Client and this document does not exonerate parties to a transaction from exercising all their rights and obligations under the transaction documents. This document cannot be reproduced except in full, without prior written approval of the Company. Any unauthorized alteration, forgery or falsification of the content or appearance of this document is unlawful and offenders may be prosecuted to the fullest extent of the law. Unless otherwise stated the results shown in this test report refer only to the sample(s) tested and such sample(s) are retained for 30 days only.

Attention: To check the authenticity of testing /inspection report & certificate, please contact us at telephone: (86-755) 8307 1443, or email: CN.Doccheck@sgs.com

South of No. 6 Plant, No. 1, Runsheng Road, Suzhou Industrial Park, Suzhou Area, China (Jiangsu) Pilot Free Trade Zone 215000

t (86-512) 62992980 www.sgsgroup.com.cn

中国·苏州·中国(江苏)自由贸易试验区苏州片区苏州工业园区湖胜路1号的6号厂房南楼 邮编: 215000

t (86-512) 62992980 sgs.china@sgs.com

2 Laboratory Environment

Temperature	Min. = 18°C, Max. = 25 °C
Relative humidity	Min. = 30%, Max. = 70%
Ambient noise is checked and found very low and in compliance with requirement of standards.	
Reflection of surrounding objects is minimized and in compliance with requirement of standards.	

Table 2: The Ambient Conditions



Unless otherwise agreed in writing, this document is issued by the Company subject to its General Conditions of Service printed overleaf, available on request or accessible at <http://www.sgs.com/en/Terms-and-Conditions.aspx> and, for electronic format documents, subject to Terms and Conditions for Electronic Documents at <http://www.sgs.com/en/Terms-and-Conditions/Terms-e-Documents.aspx>. Attention is drawn to the limitation of liability, indemnification and jurisdiction issues defined therein. Any holder of this document is advised that information contained hereon reflects the Company's findings at the time of its intervention only and within the limits of Client's instructions, if any. The Company's sole responsibility is to its Client and this document does not exonerate parties to a transaction from exercising all their rights and obligations under the transaction documents. This document cannot be reproduced except in full, without prior written approval of the Company. Any unauthorized alteration, forgery or falsification of the content or appearance of this document is unlawful and offenders may be prosecuted to the fullest extent of the law. Unless otherwise stated the results shown in this test report refer only to the sample(s) tested and such sample(s) are retained for 30 days only.

Attention: To check the authenticity of testing /inspection report & certificate, please contact us at telephone: (86-755) 8307 1443, or email: CN.Doccheck@sgs.com

3 SAR Measurements System Configuration

3.1 The SAR Measurement System

This SAR Measurement System uses a Computer-controlled 3-D stepper motor system (SPEAG DASY5 professional system). A E-field probe is used to determine the internal electric fields. The SAR can be obtained from the equation $SAR = \sigma (|E|^2) / \rho$ where σ and ρ are the conductivity and mass density of the tissue-Simulate.

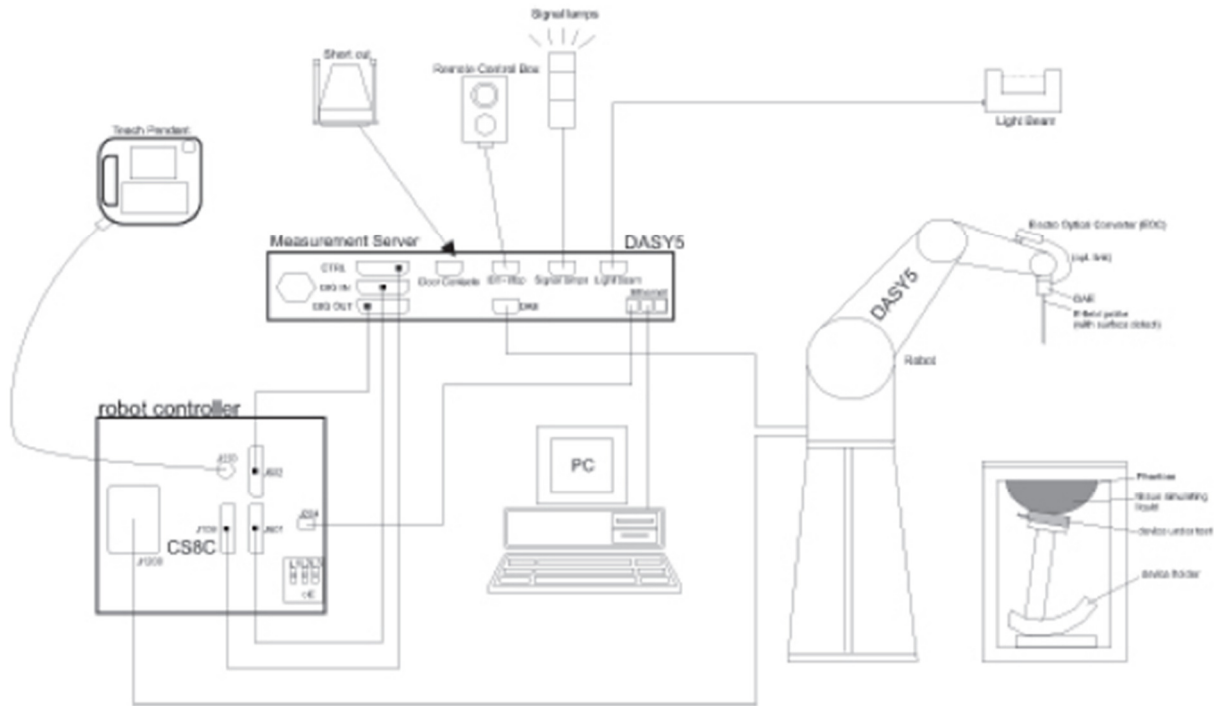
The DASY5 system for performing compliance tests consists of the following items:

A standard high precision 6-axis robot (Stabile RX family) with controller, teach pendant and software .An arm extension for accommodation the data acquisition electronics (DAE).

A dosimetric probe, i.e., an isotropic E-field probe optimized and calibrated for usage in tissue simulating liquid. The probe is equipped with an optical surface detector system.

A data acquisition electronics (DAE) which performs the signal amplification, signal multiplexing, AD-conversion, offset measurements, mechanical surface detection, collision detection, etc. The unit is battery powered with standard or rechargeable batteries. The signal is optically transmitted to the EOC.

The Electro-optical converter (EOC) performs the conversion between optical and electrical of the signals for the digital communication to DAE and for the analog signal from the optical surface detection. The EOC is connected to the measurement server.



F-1. SAR Measurement System Configuration




Unless otherwise agreed in writing, this document is issued by the Company subject to its General Conditions of Service printed overleaf, available on request or accessible at <http://www.sgs.com/en/Terms-and-Conditions.aspx> and, for electronic format documents, subject to Terms and Conditions for Electronic Documents at <http://www.sgs.com/en/Terms-and-Conditions/Terms-e-Document.aspx>. Attention is drawn to the limitation of liability, indemnification and jurisdiction issues defined therein. Any holder of this document is advised that information contained hereon reflects the Company's findings at the time of its intervention only and within the limits of Client's instructions, if any. The Company's sole responsibility is to its Client and this document does not exonerate parties to a transaction from exercising all their rights and obligations under the transaction documents. This document cannot be reproduced except in full, without prior written approval of the Company. Any unauthorized alteration, forgery or falsification of the content or appearance of this document is unlawful and offenders may be prosecuted to the fullest extent of the law. Unless otherwise stated the results shown in this test report refer only to the sample(s) tested and such sample(s) are retained for 30 days only.
Attention: To check the authenticity of testing /inspection report & certificate, please contact us at telephone: (86-755) 8307 1443, or email: CN.Doccheck@sgs.com

South of No. 6 Plant, No. 1, Runsheng Road, Suzhou Industrial Park, Suzhou Area, China (Jiangsu) Pilot Free Trade Zone 215000
中国·苏州·中国 (江苏) 自由贸易试验区苏州片区苏州工业园区湖胜路1号的6号厂房南座 邮编: 215000

t (86-512) 62992980 www.sgs.com.cn
t (86-512) 62992980 sgs.china@sgs.com

- The function of the measurement server is to perform the time critical tasks such as signal filtering, control of the robot operation and fast movement interrupts.
- A probe alignment unit which improves the (absolute) accuracy of the probe positioning.
- A computer operating Windows 7.
- DASY5 software.
- Remote control with teach pendant and additional circuitry for robot safety such as warning lamps, etc.
- The SAM twin phantom enabling testing left-hand, right-hand and Body Worn usage.
- The device holder for handheld mobile phones.
- Tissue simulating liquid mixed according to the given recipes.
- Validation dipole kits allowing to validating the proper functioning of the system.

3.2 Isotropic E-field Probe EX3DV4

	<p>Symmetrical design with triangular core Built-in shielding against static charges PEEK enclosure material (resistant to organic solvents, e.g., DGBE)</p>
<p>Calibration</p>	<p>ISO/IEC 17025 calibration service available.</p>
<p>Frequency</p>	<p>10 MHz to > 6 GHz Linearity: ± 0.2 dB (30 MHz to 6 GHz)</p>
<p>Directivity</p>	<p>± 0.3 dB in TSL (rotation around probe axis) ± 0.5 dB in TSL (rotation normal to probe axis)</p>
<p>Dynamic Range</p>	<p>10 µW/g to > 100 mW/g Linearity: ± 0.2 dB (noise: typically < 1 µW/g)</p>
<p>Dimensions</p>	<p>Overall length: 337 mm (Tip: 20 mm) Tip diameter: 2.5 mm (Body: 12 mm) Typical distance from probe tip to dipole centers: 1 mm</p>
<p>Application</p>	<p>High precision dosimetric measurements in any exposure scenario (e.g., very strong gradient fields); the only probe that enables compliance testing for frequencies up to 6 GHz with precision of better 30%.</p>
<p>Compatibility</p>	<p>DASY3, DASY4, DASY52 SAR and higher, EASY4/MRI</p>



Unless otherwise agreed in writing, this document is issued by the Company subject to its General Conditions of Service printed overleaf, available on request or accessible at <http://www.sgs.com/en/Terms-and-Conditions.aspx> and, for electronic format documents, subject to Terms and Conditions for Electronic Documents at <http://www.sgs.com/en/Terms-and-Conditions/Terms-e-Documents.aspx>. Attention is drawn to the limitation of liability, indemnification and jurisdiction issues defined therein. Any holder of this document is advised that information contained hereon reflects the Company's findings at the time of its intervention only and within the limits of Client's instructions, if any. The Company's sole responsibility is to its Client and this document does not exonerate parties to a transaction from exercising all their rights and obligations under the transaction documents. This document cannot be reproduced except in full, without prior written approval of the Company. Any unauthorized alteration, forgery or falsification of the content or appearance of this document is unlawful and offenders may be prosecuted to the fullest extent of the law. Unless otherwise stated the results shown in this test report refer only to the sample(s) tested and such sample(s) are retained for 30 days only.

Attention: To check the authenticity of testing/inspection report & certificate, please contact us at telephone: (86-755) 8307 1443, or email: CN.Doccheck@sgs.com

South of No. 6 Plant, No. 1, Runsheng Road, Suzhou Industrial Park, Suzhou Area, China (Jiangsu) Pilot Free Trade Zone 215000
中国·苏州·中国(江苏)自由贸易试验区苏州片区苏州工业园区润胜路1号的6号厂房南楼 邮编: 215000

t (86-512) 62992980 www.sgsgroup.com.cn
t (86-512) 62992980 sgs.china@sgs.com

3.3 Data Acquisition Electronics (DAE)

Model	DAE	
Construction	Signal amplifier, multiplexer, A/D converter and control logic. Serial optical link for communication with DASY4/5 embedded system (fully remote controlled). Two step probe touch detector for mechanical surface detection and emergency robot stop.	
Measurement Range	-100 to +300 mV (16 bit resolution and two range settings: 4mV,400mV)	
Input Offset Voltage	< 5µV (with auto zero)	
Input Bias Current	< 50 f A	
Dimensions	60 x 60 x 68 mm	

3.4 SAM Twin Phantom

Material	Vinylester, glass fiber reinforced (VE-GF)	
Liquid Compatibility	Compatible with all SPEAG tissue simulating liquids (incl. DGBE type)	
Shell Thickness	2 ± 0.2 mm (6 ± 0.2 mm at ear point)	
Dimensions (incl. Wooden Support)	Length: 1000 mm Width: 500 mm Height: adjustable feet	
Filling Volume	approx. 25 liters	
Wooden Support	SPEAG standard phantom table	

The shell corresponds to the specifications of the Specific Anthropomorphic Mannequin (SAM) phantom defined in IEEE 1528 and IEC 62209-1. It enables the dosimetric evaluation of left and right hand phone usage as well as body mounted usage at the flat phantom region. A cover prevents evaporation of the liquid. Reference markings on the phantom allow the complete setup of all predefined phantom positions and measurement grids by teaching three points with the robot.

Twin SAM V5.0 has the same shell geometry and is manufactured from the same material as Twin SAM V4.0, but has reinforced top structure.




Unless otherwise agreed in writing, this document is issued by the Company subject to its General Conditions of Service printed overleaf, available on request or accessible at <http://www.sgs.com/en/Terms-and-Conditions.aspx> and, for electronic format documents, subject to Terms and Conditions for Electronic Documents at <http://www.sgs.com/en/Terms-and-Conditions/Terms-e-Documents.aspx>. Attention is drawn to the limitation of liability, indemnification and jurisdiction issues defined therein. Any holder of this document is advised that information contained hereon reflects the Company's findings at the time of its intervention only and within the limits of Client's instructions, if any. The Company's sole responsibility is to its Client and this document does not exonerate parties to a transaction from exercising all their rights and obligations under the transaction documents. This document cannot be reproduced except in full, without prior written approval of the Company. Any unauthorized alteration, forgery or falsification of the content or appearance of this document is unlawful and offenders may be prosecuted to the fullest extent of the law. Unless otherwise stated the results shown in this test report refer only to the sample(s) tested and such sample(s) are retained for 30 days only.

Attention: To check the authenticity of testing/inspection report & certificate, please contact us at telephone: (86-755) 8307 1443, or email: CN.Doccheck@sgs.com

South of No. 6 Plant, No. 1, Runsheng Road, Suzhou Industrial Park, Suzhou Area, China (Jiangsu) Pilot Free Trade Zone 215000 t (86-512) 62992980 www.sgs.com.cn
中国·苏州·中国(江苏)自由贸易试验区苏州片区苏州工业园区湖胜路1号的6号厂房南楼 邮编: 215000 t (86-512) 62992980 sgs.china@sgs.com

3.5 ELI Phantom

Material	Vinylester, glass fiber reinforced (VE-GF)	
Liquid Compatibility	Compatible with all SPEAG tissue simulating liquids (incl. DGBE type)	
Shell Thickness	2.0 ± 0.2 mm (bottom plate)	
Dimensions	Major axis: 600 mm Minor axis: 400 mm	
Filling Volume	approx. 30 liters	
Wooden Support	SPEAG standard phantom table	

Phantom for compliance testing of handheld and body-mounted wireless devices in the frequency range of 30 MHz to 6 GHz. ELI is fully compatible with the IEC 62209-2 standard and all known tissue simulating liquids. ELI has been optimized regarding its performance and can be integrated into our standard phantom tables. A cover prevents evaporation of the liquid. Reference markings on the phantom allow installation of the complete setup, including all predefined phantom positions and measurement grids, by teaching three points. The phantom is compatible with all SPEAG dosimetric probes and dipoles.

ELI V5.0 has the same shell geometry and is manufactured from the same material as ELI4, but has reinforced top structure.



Unless otherwise agreed in writing, this document is issued by the Company subject to its General Conditions of Service printed overleaf, available on request or accessible at <http://www.sgs.com/en/Terms-and-Conditions.aspx> and, for electronic format documents, subject to Terms and Conditions for Electronic Documents at <http://www.sgs.com/en/Terms-and-Conditions/Terms-e-Documents.aspx>. Attention is drawn to the limitation of liability, indemnification and jurisdiction issues defined therein. Any holder of this document is advised that information contained hereon reflects the Company's findings at the time of its intervention only and within the limits of Client's instructions, if any. The Company's sole responsibility is to its Client and this document does not exonerate parties to a transaction from exercising all their rights and obligations under the transaction documents. This document cannot be reproduced except in full, without prior written approval of the Company. Any unauthorized alteration, forgery or falsification of the content or appearance of this document is unlawful and offenders may be prosecuted to the fullest extent of the law. Unless otherwise stated the results shown in this test report refer only to the sample(s) tested and such sample(s) are retained for 30 days only.
Attention: To check the authenticity of testing / inspection report & certificate, please contact us at telephone: (86-755) 8307 1443, or email: CN.Doccheck@sgs.com

South of No. 6 Plant, No. 1, Runsheng Road, Suzhou Industrial Park, Suzhou Area, China (Jiangsu) Pilot Free Trade Zone 215000 t (86-512) 62992980 www.sgs.com.cn
中国·苏州·中国(江苏)自由贸易试验区苏州片区苏州工业园区湖胜路1号的6号厂房南楼 邮编: 215000 t (86-512) 62992980 sgs.china@sgs.com

3.6 Device Holder for Transmitters



F-2. Device Holder for Transmitters

- The DASY device holder is designed to cope with different positions given in the standard. It has two scales for the device rotation (with respect to the body axis) and the device inclination (with respect to the line between the ear reference points). The rotation centres for both scales are the ear reference point (ERP). Thus the device needs no repositioning when changing the angles.
- The DASY device holder has been made out of low-loss POM material having the following dielectric parameters: relative permittivity $\epsilon=3$ and loss tangent $\delta=0.02$. The amount of dielectric material has been reduced in the closest vicinity of the device, since measurements have suggested that the influence of the clamp on the test results could thus be lowered.



Unless otherwise agreed in writing, this document is issued by the Company subject to its General Conditions of Service printed overleaf, available on request or accessible at <http://www.sgs.com/en/Terms-and-Conditions.aspx> and, for electronic format documents, subject to Terms and Conditions for Electronic Documents at <http://www.sgs.com/en/Terms-and-Conditions/Terms-e-Documents.aspx>. Attention is drawn to the limitation of liability, indemnification and jurisdiction issues defined therein. Any holder of this document is advised that information contained hereon reflects the Company's findings at the time of its intervention only and within the limits of Client's instructions, if any. The Company's sole responsibility is to its Client and this document does not exonerate parties to a transaction from exercising all their rights and obligations under the transaction documents. This document cannot be reproduced except in full, without prior written approval of the Company. Any unauthorized alteration, forgery or falsification of the content or appearance of this document is unlawful and offenders may be prosecuted to the fullest extent of the law. Unless otherwise stated the results shown in this test report refer only to the sample(s) tested and such sample(s) are retained for 30 days only.
Attention: To check the authenticity of testing/inspection report & certificate, please contact us at telephone: (86-755) 8307 1443, or email: CN.Doccheck@sgs.com

South of No. 6 Plant, No. 1, Runsheng Road, Suzhou Industrial Park, Suzhou Area, China (Jiangsu) Pilot Free Trade Zone 215000
中国·苏州·中国(江苏)自由贸易试验区苏州片区苏州工业园区湖胜路1号的6号厂房南面 邮编: 215000

t (86-512) 62992980 www.sgs.com.cn
t (86-512) 62992980 sgs.china@sgs.com

3.7 Measurement procedure

3.7.1 Scanning procedure

Step 1: Power reference measurement

The “reference” and “drift” measurements are located at the beginning and end of the batch process. They measure the field drift at one single point in the liquid over the complete procedure.

Step 2: Area scan

The SAR distribution at the exposed side of the head was measured at a distance of 4mm from the inner surface of the shell. The area covered the entire dimension of the head and the horizontal grid spacing was 15mm*15mm or 12mm*12mm or 10mm*10mm. Based on the area scan data, the area of the maximum absorption was determined by spline interpolation.

Step 3: Zoom scan

Around this point, a volume of 32mm*32mm*30mm (f≤2GHz), 30mm*30mm*30mm (f for 2-3GHz) and 24mm*24mm*22mm (f for 5-6GHz) was assessed by measuring 5x5x7 points (f≤2GHz), 7x7x7 points (f for 2-3GHz) and 7x7x12 points (f for 5-6GHz). On this basis of this data set, the spatial peak SAR value was evaluated with the following procedure:

The data at the surface was extrapolated, since the centre of the dipoles is 2.0mm away from the tip of the probe and the distance between the surface and the lowest measuring point is 1.2mm. (This can be variable. Refer to the probe specification). The extrapolation was based on a least square algorithm. A polynomial of the fourth order was calculated through the points in z-axes. This polynomial was then used to evaluate the points between the surface and the probe tip. The maximum interpolated value was searched with a straight-forward algorithm. Around this maximum the SAR values averaged over the spatial volumes (1g or 10g) were computed using the 3D-Spline interpolation algorithm. The volume was integrated with the trapezoidal algorithm. One thousand points were interpolated to calculate the average. All neighbouring volumes were evaluated until no neighboring volume with a higher average value was found.

The area and zoom scan resolutions specified in the table below must be applied to the SAR measurements. Probe boundary effect error compensation is required for measurements with the probe tip closer than half a probe tip diameter to the phantom surface. Both the probe tip diameter and sensor offset distance must satisfy measurement protocols; to ensure probe boundary effect errors are minimized and the higher fields closest to the phantom surface can be correctly measured and extrapolated to the phantom surface for computing 1-g SAR. Tolerances of the post-processing algorithms must be verified by the test laboratory for the scan resolutions used in the SAR measurements, according to the reference distribution functions specified in IEEE Std. 1528-2013.



Unless otherwise agreed in writing, this document is issued by the Company subject to its General Conditions of Service printed overleaf, available on request or accessible at <http://www.sgs.com/en/Terms-and-Conditions.aspx> and, for electronic format documents, subject to Terms and Conditions for Electronic Documents at <http://www.sgs.com/en/Terms-and-Conditions/Terms-e-Documents.aspx>. Attention is drawn to the limitation of liability, indemnification and jurisdiction issues defined therein. Any holder of this document is advised that information contained hereon reflects the Company's findings at the time of its intervention only and within the limits of Client's instructions, if any. The Company's sole responsibility is to its Client and this document does not exonerate parties to a transaction from exercising all their rights and obligations under the transaction documents. This document cannot be reproduced except in full, without prior written approval of the Company. Any unauthorized alteration, forgery or falsification of the content or appearance of this document is unlawful and offenders may be prosecuted to the fullest extent of the law. Unless otherwise stated the results shown in this test report refer only to the sample(s) tested and such sample(s) are retained for 30 days only.
Attention: To check the authenticity of testing/inspection report & certificate, please contact us at telephone: (86-755) 8307 1443, or email: CN.Doccheck@sgs.com

South of No. 6 Plant, No. 1, Runsheng Road, Suzhou Industrial Park, Suzhou Area, China (Jiangsu) Pilot Free Trade Zone 215000
中国·苏州·中国(江苏)自由贸易试验区苏州片区苏州工业园区湖胜路1号的6号厂房南面 邮编: 215000

t (86-512) 62992980 www.sgsgroup.com.cn
t (86-512) 62992980 sgs.china@sgs.com

		≤ 3 GHz	> 3 GHz
Maximum distance from closest measurement point (geometric center of probe sensors) to phantom surface		5 ± 1 mm	$\frac{1}{2} \cdot \delta \cdot \ln(2) \pm 0.5$ mm
Maximum probe angle from probe axis to phantom surface normal at the measurement location		$30^\circ \pm 1^\circ$	$20^\circ \pm 1^\circ$
Maximum area scan spatial resolution: Δx_{Area} , Δy_{Area}		≤ 2 GHz: ≤ 15 mm 2 – 3 GHz: ≤ 12 mm	3 – 4 GHz: ≤ 12 mm 4 – 6 GHz: ≤ 10 mm
		When the x or y dimension of the test device, in the measurement plane orientation, is smaller than the above, the measurement resolution must be \leq the corresponding x or y dimension of the test device with at least one measurement point on the test device.	
Maximum zoom scan spatial resolution: Δx_{Zoom} , Δy_{Zoom}		≤ 2 GHz: ≤ 8 mm 2 – 3 GHz: ≤ 5 mm*	3 – 4 GHz: ≤ 5 mm* 4 – 6 GHz: ≤ 4 mm*
Maximum zoom scan spatial resolution, normal to phantom surface	uniform grid: $\Delta z_{Zoom}(n)$	≤ 5 mm	3 – 4 GHz: ≤ 4 mm 4 – 5 GHz: ≤ 3 mm 5 – 6 GHz: ≤ 2 mm
	graded grid $\Delta z_{Zoom}(1)$: between 1 st two points closest to phantom surface	≤ 4 mm	3 – 4 GHz: ≤ 3 mm 4 – 5 GHz: ≤ 2.5 mm 5 – 6 GHz: ≤ 2 mm
	$\Delta z_{Zoom}(n>1)$: between subsequent points	$\leq 1.5 \cdot \Delta z_{Zoom}(n-1)$	
Minimum zoom scan volume	x, y, z	≥ 30 mm	3 – 4 GHz: ≥ 28 mm 4 – 5 GHz: ≥ 25 mm 5 – 6 GHz: ≥ 22 mm

Step 4: Power reference measurement (drift)

The Power Drift Measurement job measures the field at the same location as the most recent power reference measurement job within the same procedure, and with the same settings. The indicated drift is mainly the variation of the DUT's output power and should vary max. $\pm 5\%$



Unless otherwise agreed in writing, this document is issued by the Company subject to its General Conditions of Service printed overleaf, available on request or accessible at <http://www.sgs.com/en/Terms-and-Conditions.aspx> and, for electronic format documents, subject to Terms and Conditions for Electronic Documents at <http://www.sgs.com/en/Terms-and-Conditions/Terms-e-Documents.aspx>. Attention is drawn to the limitation of liability, indemnification and jurisdiction issues defined therein. Any holder of this document is advised that information contained hereon reflects the Company's findings at the time of its intervention only and within the limits of Client's instructions, if any. The Company's sole responsibility is to its Client and this document does not exonerate parties to a transaction from exercising all their rights and obligations under the transaction documents. This document cannot be reproduced except in full, without prior written approval of the Company. Any unauthorized alteration, forgery or falsification of the content or appearance of this document is unlawful and offenders may be prosecuted to the fullest extent of the law. Unless otherwise stated the results shown in this test report refer only to the sample(s) tested and such sample(s) are retained for 30 days only.
Attention: To check the authenticity of testing/inspection report & certificate, please contact us at telephone: (86-755) 8307 1443, or email: CN.Doccheck@sgs.com

3.7.2 Data Storage

The DASY software stores the acquired data from the data acquisition electronics as raw data (in microvolt readings from the probe sensors), together with all necessary software parameters for the data evaluation (probe calibration data, liquid parameters and device frequency and modulation data) in measurement files with the extension “.DAE4”. The software evaluates the desired unit and format for output each time the data is visualized or exported. This allows verification of the complete software setup even after the measurement and allows correction of incorrect parameter settings. For example, if a measurement has been performed with a wrong crest factor parameter in the device setup, the parameter can be corrected afterwards and the data can be re-evaluated. The measured data can be visualized or exported in different units or formats, depending on the selected probe type ([V/m], [A/m], [°C], [m W/g], [m W/cm²], [dBrel], etc.). Some of these units are not available in certain situations or show meaningless results, e.g., a SAR output in a lossless media will always be zero. Raw data can also be exported to perform the evaluation with other software packages.

3.7.3 Data Evaluation by SEMCAD

The SEMCAD software automatically executes the following procedures to calculate the field units from the microvolt readings at the probe connector. The parameters used in the evaluation are stored in the configuration modules of the software:

Probe parameters:	- Sensitivity	Normi, ai0, ai1, ai2
- Conversion factor	ConvFi	
- Diode compression point	Dcpi	
Device parameters:	- Frequency	f
- Crest factor	cf	
Media parameters:	- Conductivity	ε
- Density	ρ	

These parameters must be set correctly in the software. They can be found in the component documents or they can be imported into the software from the configuration files issued for the DASY components. In the direct measuring mode of the multimeter option, the parameters of the actual system setup are used. In the scan visualization and export modes, the parameters stored in the corresponding document files are used.

The first step of the evaluation is a linearization of the filtered input signal to account for the compression characteristics of the detector diode. The compensation depends on the input signal, the diode type and the DC-transmission factor from the diode to the evaluation electronics.

If the exciting field is pulsed, the crest factor of the signal must be known to correctly compensate for peak power. The formula for each channel can be given as:

$$V_i = U_i + U_i^2 \cdot cf / dcpi$$

With V_i = compensated signal of channel i ($i = x, y, z$)
 U_i = input signal of channel i ($i = x, y, z$)
 cf = crest factor of exciting field (DASY parameter)
 $dcpi$ = diode compression point (DASY parameter)

From the compensated input signals the primary field data for each channel can be evaluated:

E-field probes:

$$E_i = (V_i / Norm_i \cdot ConvF)^{1/2}$$



H-field probes:

$$H_i = (V_i)^{1/2} \cdot (a_{i0} + a_{i1}f + a_{i2}f^2) / f$$

With V_i = compensated signal of channel i ($i = x, y, z$)

Norm i = sensor sensitivity of channel i ($i = x, y, z$)

[mV/(V/m)²] for E-field Probes

ConvF = sensitivity enhancement in solution

a_{ij} = sensor sensitivity factors for H-field probes

f = carrier frequency [GHz]

E_i = electric field strength of channel i in V/m

H_i = magnetic field strength of channel i in A/m

The RSS value of the field components gives the total field strength (Hermitian magnitude):

$$E_{tot} = (E_x^2 + E_y^2 + E_z^2)^{1/2}$$

The primary field data are used to calculate the derived field units.

$$SAR = (E_{tot}^2 \cdot \sigma) / (\epsilon \cdot 1000)$$

with SAR = local specific absorption rate in mW/g

E_{tot} = total field strength in V/m

σ = conductivity in [mho/m] or [Siemens/m]

ϵ = equivalent tissue density in g/cm³

Note that the density is normally set to 1 (or 1.06), to account for actual brain density rather than the density of the simulation liquid. The power flow density is calculated assuming the excitation field to be a free space field.

$$P_{pwe} = E_{tot}^2 / 3770 \quad \text{or} \quad P_{pwe} = H_{tot}^2 \cdot 37.7$$

with P_{pwe} = equivalent power density of a plane wave in mW/cm²

E_{tot} = total electric field strength in V/m

H_{tot} = total magnetic field strength in A/m



Unless otherwise agreed in writing, this document is issued by the Company subject to its General Conditions of Service printed overleaf, available on request or accessible at <http://www.sgs.com/en/Terms-and-Conditions.aspx> and, for electronic format documents, subject to Terms and Conditions for Electronic Documents at <http://www.sgs.com/en/Terms-and-Conditions/Terms-e-Documents.aspx>. Attention is drawn to the limitation of liability, indemnification and jurisdiction issues defined therein. Any holder of this document is advised that information contained hereon reflects the Company's findings at the time of its intervention only and within the limits of Client's instructions, if any. The Company's sole responsibility is to its Client and this document does not exonerate parties to a transaction from exercising all their rights and obligations under the transaction documents. This document cannot be reproduced except in full, without prior written approval of the Company. Any unauthorized alteration, forgery or falsification of the content or appearance of this document is unlawful and offenders may be prosecuted to the fullest extent of the law. Unless otherwise stated the results shown in this test report refer only to the sample(s) tested and such sample(s) are retained for 30 days only.

Attention: To check the authenticity of testing/inspection report & certificate, please contact us at telephone: (86-755) 8307 1443, or email: CN.Doccheck@sgs.com

South of No. 6 Plant, No. 1, Runsheng Road, Suzhou Industrial Park, Suzhou Area, China (Jiangsu) Pilot Free Trade Zone 215000
中国·苏州·中国(江苏)自由贸易试验区苏州片区苏州工业园区湖胜路1号的6号厂房南楼 邮编: 215000

t (86-512) 62992980 www.sgs.com.cn
t (86-512) 62992980 sgs.china@sgs.com

4 SAR measurement variability and uncertainty

4.1 SAR measurement variability

Per KDB865664 D01 SAR measurement 100 MHz to 6 GHz v01r04, SAR measurement variability must be assessed for each frequency band, which is determined by the SAR probe calibration point and tissue-equivalent medium used for the device measurements. The additional measurements are repeated after the completion of all measurements requiring the same head or body tissue-equivalent medium in a frequency band. The test device should be returned to ambient conditions (normal room temperature) with the battery fully charged before it is re-mounted on the device holder for the repeated measurement(s) to minimize any unexpected variations in the repeated results.

- 1) Repeated measurement is not required when the original highest measured SAR is < 0.80 W/kg; steps 2) through 4) do not apply.
 - 2) When the original highest measured SAR is ≥ 0.80 W/kg, repeat that measurement once.
 - 3) Perform a second repeated measurement only if the ratio of largest to smallest SAR for the original and first repeated measurements is > 1.20 or when the original or repeated measurement is ≥ 1.45 W/kg ($\sim 10\%$ from the 1-g SAR limit).
 - 4) Perform a third repeated measurement only if the original, first or second repeated measurement is ≥ 1.5 W/kg and the ratio of largest to smallest SAR for the original, first and second repeated measurements is > 1.20 .
- The same procedures should be adapted for measurements according to extremity and occupational exposure limits by applying a factor of 2.5 for extremity exposure and a factor of 5 for occupational exposure to the corresponding SAR thresholds.

4.2 SAR measurement uncertainty

Per KDB865664 D01 SAR Measurement 100 MHz to 6 GHz, when the highest measured 1-g SAR within a frequency band is < 1.5 W/kg, the extensive SAR measurement uncertainty analysis described in IEEE Std 1528-2013 is not required in SAR reports submitted for equipment approval. The equivalent ratio (1.5/1.6) is applied to extremity and occupational exposure conditions.



Unless otherwise agreed in writing, this document is issued by the Company subject to its General Conditions of Service printed overleaf, available on request or accessible at <http://www.sgs.com/en/Terms-and-Conditions.aspx> and, for electronic format documents, subject to Terms and Conditions for Electronic Documents at <http://www.sgs.com/en/Terms-and-Conditions/Terms-e-Documents.aspx>. Attention is drawn to the limitation of liability, indemnification and jurisdiction issues defined therein. Any holder of this document is advised that information contained hereon reflects the Company's findings at the time of its intervention only and within the limits of Client's instructions, if any. The Company's sole responsibility is to its Client and this document does not exonerate parties to a transaction from exercising all their rights and obligations under the transaction documents. This document cannot be reproduced except in full, without prior written approval of the Company. Any unauthorized alteration, forgery or falsification of the content or appearance of this document is unlawful and offenders may be prosecuted to the fullest extent of the law. Unless otherwise stated the results shown in this test report refer only to the sample(s) tested and such sample(s) are retained for 30 days only.

Attention: To check the authenticity of testing/inspection report & certificate, please contact us at telephone: (86-755) 8307 1443, or email: CN.Doccheck@sgs.com

South of No. 6 Plant, No. 1, Runsheng Road, Suzhou Industrial Park, Suzhou Area, China (Jiangsu) Pilot Free Trade Zone 215000

t (86-512) 62992980 www.sgsgroup.com.cn

中国·苏州·中国(江苏)自由贸易试验区苏州片区苏州工业园区湖胜路1号的6号厂房南楼 邮编: 215000

t (86-512) 62992980 sgs.china@sgs.com

5 Description of Test Position

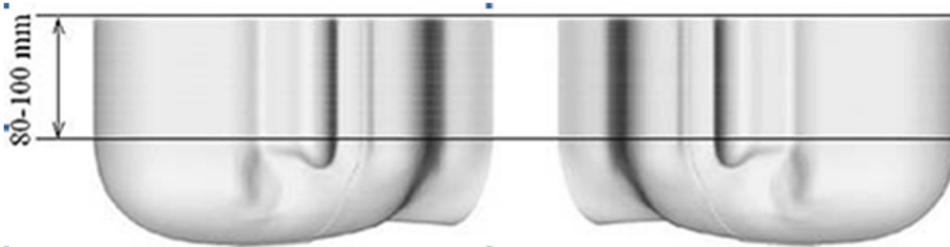
5.1 Head Exposure Condition

5.1.1 SAM Phantom Shape




F-3. Front, back, and side views of SAM (model for the phantom shell). Full-head model is for illustration purposes only-procedures in this recommended practice are intended primarily for the phantom setup.

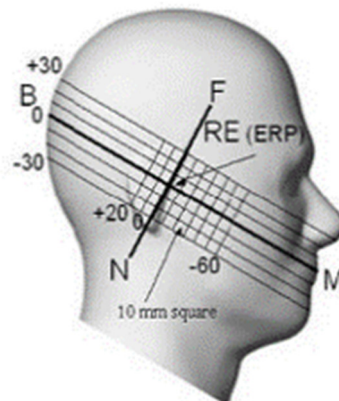
Note: The centre strip including the nose region has a different thickness tolerance.



F-4. Sagittally bisected phantom with extended perimeter (shown placed on its side as used for SAR measurements)



F-5. Close-up side view of phantom, showing the ear region, N-F and B-M lines, and seven cross-sectional plane locations



F-6. Side view of the phantom showing relevant markings and seven cross-sectional plane locations

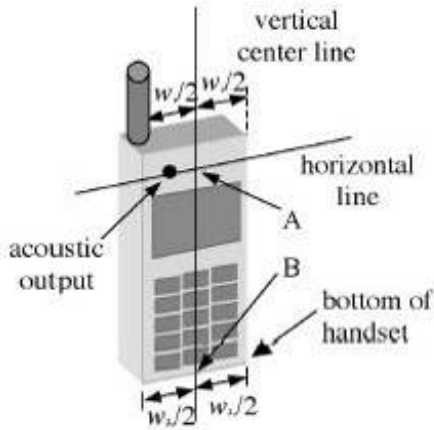


Unless otherwise agreed in writing, this document is issued by the Company subject to its General Conditions of Service printed overleaf, available on request or accessible at <http://www.sgs.com/en/Terms-and-Conditions.aspx> and, for electronic format documents, subject to Terms and Conditions for Electronic Documents at <http://www.sgs.com/en/Terms-and-Conditions/Terms-e-Documents.aspx>. Attention is drawn to the limitation of liability, indemnification and jurisdiction issues defined therein. Any holder of this document is advised that information contained hereon reflects the Company's findings at the time of its intervention only and within the limits of Client's instructions, if any. The Company's sole responsibility is to its Client and this document does not exonerate parties to a transaction from exercising all their rights and obligations under the transaction documents. This document cannot be reproduced except in full, without prior written approval of the Company. Any unauthorized alteration, forgery or falsification of the content or appearance of this document is unlawful and offenders may be prosecuted to the fullest extent of the law. Unless otherwise stated the results shown in this test report refer only to the sample(s) tested and such sample(s) are retained for 30 days only.

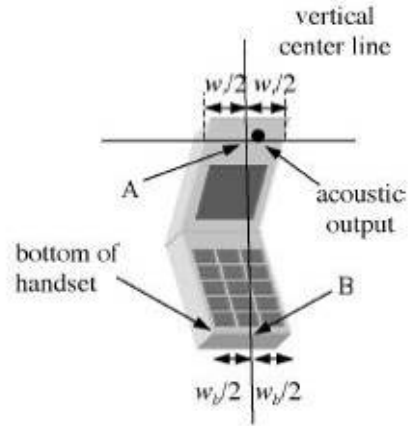
South of No. 6 Plant, No. 1, Runsheng Road, Suzhou Industrial Park, Suzhou Area, China (Jiangsu) Pilot Free Trade Zone 215000
中国·苏州·中国(江苏)自由贸易试验区苏州片区苏州工业园区湖胜路1号的6号厂房南面 邮编: 215000

t (86-512) 62992980 www.sgs.com.cn
t (86-512) 62992980 sgs.china@sgs.com

5.1.2 EUT constructions



F-7. Handset vertical and horizontal reference lines-“fixed case”



F-8. Handset vertical and horizontal reference lines-“clam-shell case”

5.1.3 Definition of the “cheek” position

- Position the device with the vertical centre line of the body of the device and the horizontal line crossing the centre of the ear piece in a plane parallel to the sagittal plane of the phantom (“initial position”). While maintaining the device in this plane, align the vertical centre line with the reference plane containing the three ear and mouth reference points (M, RE and LE) and align the centre of the ear piece with the line RE-LE.
- Translate the mobile phone box towards the phantom with the ear piece aligned with the line LE-RE until telephone touches the ear. While maintaining the device in the reference plane and maintaining the phone contact with the ear, move the bottom of the box until any point on the front side is in contact with the cheek of the phantom or until contact with the ear is lost.



Unless otherwise agreed in writing, this document is issued by the Company subject to its General Conditions of Service printed overleaf, available on request or accessible at <http://www.sgs.com/en/Terms-and-Conditions.aspx> and, for electronic format documents, subject to Terms and Conditions for Electronic Documents at <http://www.sgs.com/en/Terms-and-Conditions/Terms-e-Documents.aspx>. Attention is drawn to the limitation of liability, indemnification and jurisdiction issues defined therein. Any holder of this document is advised that information contained hereon reflects the Company's findings at the time of its intervention only and within the limits of Client's instructions, if any. The Company's sole responsibility is to its Client and this document does not exonerate parties to a transaction from exercising all their rights and obligations under the transaction documents. This document cannot be reproduced except in full, without prior written approval of the Company. Any unauthorized alteration, forgery or falsification of the content or appearance of this document is unlawful and offenders may be prosecuted to the fullest extent of the law. Unless otherwise stated the results shown in this test report refer only to the sample(s) tested and such sample(s) are retained for 30 days only.

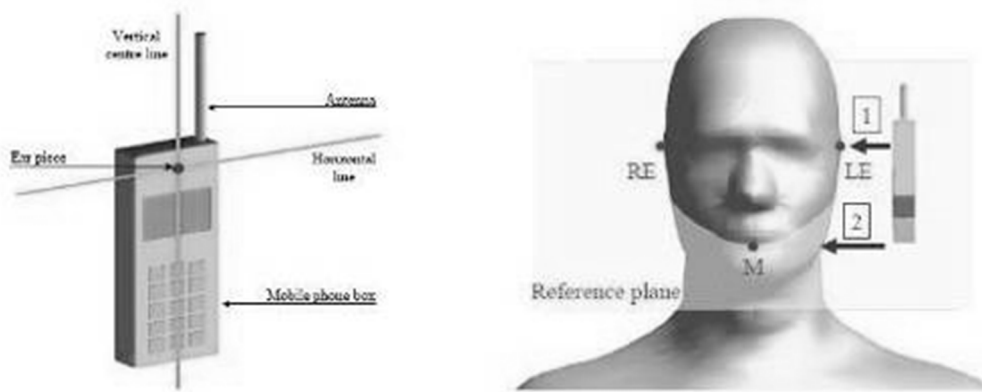
Attention: To check the authenticity of testing /inspection report & certificate, please contact us at telephone: (86-755) 8307 1443, or email: CN.Doccheck@sgs.com

South of No. 6 Plant, No. 1, Runsheng Road, Suzhou Industrial Park, Suzhou Area, China (Jiangsu) Pilot Free Trade Zone 215000
中国·苏州·中国(江苏)自由贸易试验区苏州片区苏州工业园区润胜路1号的6号厂房南面 邮编: 215000

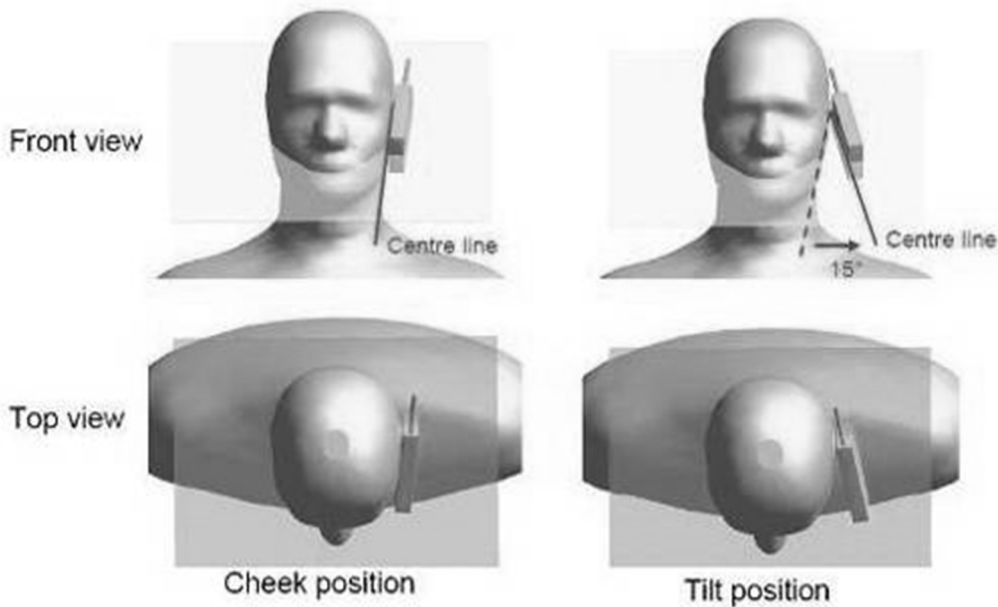
t (86-512) 62992980 www.sgs.com.cn
t (86-512) 62992980 sgs.china@sgs.com

5.1.4 Definition of the “tilted” position

- a) Position the device in the “cheek” position described above;
- b) While maintaining the device in the reference plane described above and pivoting against the ear, move it outward away from the mouth by an angle of 15 degrees or until contact with the ear is lost.



F-9. Definition of the reference lines and points, on the phone and on the phantom and initial position



F-10. “Cheek” and “tilt” positions of the mobile phone on the left side



Unless otherwise agreed in writing, this document is issued by the Company subject to its General Conditions of Service printed overleaf, available on request or accessible at <http://www.sgs.com/en/Terms-and-Conditions.aspx> and, for electronic format documents, subject to Terms and Conditions for Electronic Documents at <http://www.sgs.com/en/Terms-and-Conditions/Terms-e-Documents.aspx>. Attention is drawn to the limitation of liability, indemnification and jurisdiction issues defined therein. Any holder of this document is advised that information contained hereon reflects the Company's findings at the time of its intervention only and within the limits of Client's instructions, if any. The Company's sole responsibility is to its Client and this document does not exonerate parties to a transaction from exercising all their rights and obligations under the transaction documents. This document cannot be reproduced except in full, without prior written approval of the Company. Any unauthorized alteration, forgery or falsification of the content or appearance of this document is unlawful and offenders may be prosecuted to the fullest extent of the law. Unless otherwise stated the results shown in this test report refer only to the sample(s) tested and such sample(s) are retained for 30 days only.

Attention: To check the authenticity of testing / inspection report & certificate, please contact us at telephone: (86-755) 8307 1443, or email: CN.Doccheck@sgs.com

South of No. 6 Plant, No. 1, Runsheng Road, Suzhou Industrial Park, Suzhou Area, China (Jiangsu) Pilot Free Trade Zone 215000 t (86-512) 62992980 www.sgs.com.cn
中国·苏州·中国 (江苏) 自由贸易试验区苏州片区工业园区湖胜路1号的6号厂房南楼 邮编: 215000 t (86-512) 62992980 sgs.china@sgs.com

5.2 Body Exposure Condition

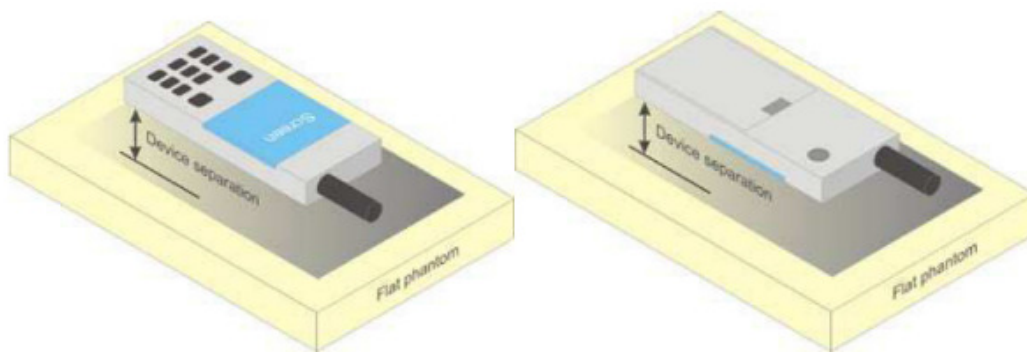
5.2.1 Body-worn accessory exposure conditions

Body-worn operating configurations should be tested with the belt-clips and holsters attached to the device and positioned against a flat phantom in normal use configurations.

Body-worn operating configurations are tested with the belt-clips and holsters attached to the device and positioned against a flat phantom in a normal use configuration. Per FCC KDB Publication 648474 D04, Body-worn accessory exposure is typically related to voice mode operations when handsets are carried in body-worn accessories. The body-worn accessory procedures in FCC KDB Publication 447498 D01 should be used to test for body-worn accessory SAR compliance, without a headset connected to it. This enables the test results for such configuration to be compatible with that required for hotspot mode when the body-worn accessory test separation distance is greater than or equal to that required for hotspot mode, when applicable. When the reported SAR for a body-worn accessory, measured without a headset connected to the handset, is > 1.2 W/kg, the highest reported SAR configuration for that wireless mode and frequency band should be repeated for that body-worn accessory with a headset attached to the handset.

Accessories for Body-worn operation configurations are divided into two categories: those that do not contain metallic components and those that do contain metallic components. When multiple accessories that do not contain metallic components are supplied with the device, the device is tested with only the accessory that dictates the closest spacing to the body. Then multiple accessories that contain metallic components are tested with the device with each accessory. If multiple accessories share an identical metallic component (i.e. the same metallic belt-clip used with different holsters with no other metallic components) only the accessory that dictates the closest spacing to the body is tested.

Body-worn accessories may not always be supplied or available as options for some devices intended to be authorized for body-worn use. In this case, a test configuration with a separation distance between the back of the device and the flat phantom is used. Test position spacing was documented. Transmitters that are designed to operate in front of a person's face, as in push-to-talk configurations, are tested for SAR compliance with the front of the device positioned to face the flat phantom in head fluid. For devices that are carried next to the body such as a shoulder, waist or chest-worn transmitters, SAR compliance is tested with the accessories, including headsets and microphones, attached to the device and positioned against a flat phantom in a normal use configuration.



F-11. Test positions for body-worn devices



Unless otherwise agreed in writing, this document is issued by the Company subject to its General Conditions of Service printed overleaf, available on request or accessible at <http://www.sgs.com/en/Terms-and-Conditions.aspx> and, for electronic format documents, subject to Terms and Conditions for Electronic Documents at <http://www.sgs.com/en/Terms-and-Conditions/Terms-e-Documents.aspx>. Attention is drawn to the limitation of liability, indemnification and jurisdiction issues defined therein. Any holder of this document is advised that information contained hereon reflects the Company's findings at the time of its intervention only and within the limits of Client's instructions, if any. The Company's sole responsibility is to its Client and this document does not exonerate parties to a transaction from exercising all their rights and obligations under the transaction documents. This document cannot be reproduced except in full, without prior written approval of the Company. Any unauthorized alteration, forgery or falsification of the content or appearance of this document is unlawful and offenders may be prosecuted to the fullest extent of the law. Unless otherwise stated the results shown in this test report refer only to the sample(s) tested and such sample(s) are retained for 30 days only.

Attention: To check the authenticity of testing/inspection report & certificate, please contact us at telephone: (86-755) 8307 1443, or email: CN.Doccheck@sgs.com

South of No. 6 Plant, No. 1, Runsheng Road, Suzhou Industrial Park, Suzhou Area, China (Jiangsu) Pilot Free Trade Zone 215000
中国·苏州·中国(江苏)自由贸易试验区苏州片区苏州工业园区润胜路1号的6号厂房南楼 邮编: 215000

t (86-512) 62992980 www.sgs.com.cn
t (86-512) 62992980 sgs.china@sgs.com

5.2.2 Wireless Router exposure conditions

Some battery-operated handsets have the capability to transmit and receive user data through simultaneous transmission of WIFI simultaneously with a separate licensed transmitter. The FCC has provided guidance in FCC KDB Publication 941225 D06 where SAR test considerations for handsets ($L \times W \geq 9 \text{ cm} \times 5 \text{ cm}$) are based on a composite test separation distance of 10 mm from the front, back and edges of the device containing transmitting antennas within 2.5 cm of their edges, determined from general mixed use conditions for this type of devices. For devices with form factors smaller than $9 \text{ cm} \times 5 \text{ cm}$, a test separation distance of 5 mm is required.

5.3 Extremity exposure conditions

Per FCC KDB 648474D04, for smart phones with a display diagonal dimension $> 15.0 \text{ cm}$ or an overall diagonal dimension $> 16.0 \text{ cm}$ that provide similar mobile web access and multimedia support found in mini-tablets or UMPC mini-tablets that support voice calls next to the ear, the device is marketed as “Phablet”. The UMPC mini-tablet procedures must also be applied to test the SAR of all surfaces and edges with an antenna located at $\leq 25 \text{ mm}$ from that surface or edge, in direct contact with a flat phantom, for Product Specific 10-g SAR according to the body-equivalent tissue dielectric parameters in KDB 865664 to address interactive hand use exposure conditions. The UMPC mini-tablet 1-g SAR at 5 mm is not required. When hotspot mode applies, Product Specific 10-g SAR is required only for the surfaces and edges with hotspot mode 1-g reported SAR $> 1.2 \text{ W/kg}$; however, when power reduction applies to hotspot mode the measured SAR must be scaled to the maximum output power, including tolerance, allowed for phablet modes to compare with the 1.2 W/kg SAR test reduction threshold. Due to the overall diagonal dimension of this device is 15.9 cm , the device is not marketed as “Phablet”.



Unless otherwise agreed in writing, this document is issued by the Company subject to its General Conditions of Service printed overleaf, available on request or accessible at <http://www.sgs.com/en/Terms-and-Conditions.aspx> and, for electronic format documents, subject to Terms and Conditions for Electronic Documents at <http://www.sgs.com/en/Terms-and-Conditions/Terms-e-Documents.aspx>. Attention is drawn to the limitation of liability, indemnification and jurisdiction issues defined therein. Any holder of this document is advised that information contained hereon reflects the Company's findings at the time of its intervention only and within the limits of Client's instructions, if any. The Company's sole responsibility is to its Client and this document does not exonerate parties to a transaction from exercising all their rights and obligations under the transaction documents. This document cannot be reproduced except in full, without prior written approval of the Company. Any unauthorized alteration, forgery or falsification of the content or appearance of this document is unlawful and offenders may be prosecuted to the fullest extent of the law. Unless otherwise stated the results shown in this test report refer only to the sample(s) tested and such sample(s) are retained for 30 days only.
Attention: To check the authenticity of testing /inspection report & certificate, please contact us at telephone: (86-755) 8307 1443, or email: CN.Doccheck@sgs.com

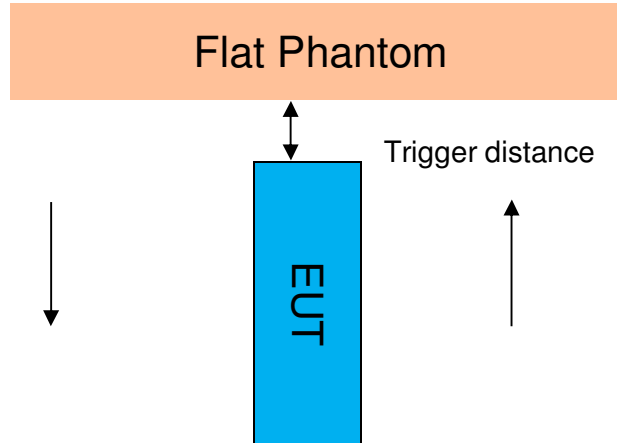
South of No. 6 Plant, No. 1, Runsheng Road, Suzhou Industrial Park, Suzhou Area, China (Jiangsu) Pilot Free Trade Zone 215000
中国·苏州·中国(江苏)自由贸易试验区苏州片区苏州工业园区湖胜路1号的6号厂房南面 邮编: 215000

t (86-512) 62992980 www.sgs.com.cn
t (86-512) 62992980 sgs.china@sgs.com

5.4 Proximity Sensor Triggering Test

Proximity sensor triggering distances:

The Proximity sensor triggering was applied to WWAN antenna. Proximity sensor triggering distance testing was performed according to the procedures outlined in KDB 616217 D04 section 6.2, and EUT moving further away from the flat phantom and EUT moving toward the flat phantom were both assessed.



Proximity Sensor Triggering Distance(mm)				
Antenna	Main Ant			
Band	WCDMA B2/4 LTE B2/4/7			
Position	Front	Back	Right	Bottom
Minimum	15	19	10	19
Required SAR Test	14	18	9	18

Note:

SAR tests with proximity sensor power reduction are only required for the sides of frequency bands in the table above. For the other sides or other frequency bands of the device, SAR is still tested at the maximum power level with sensor off.

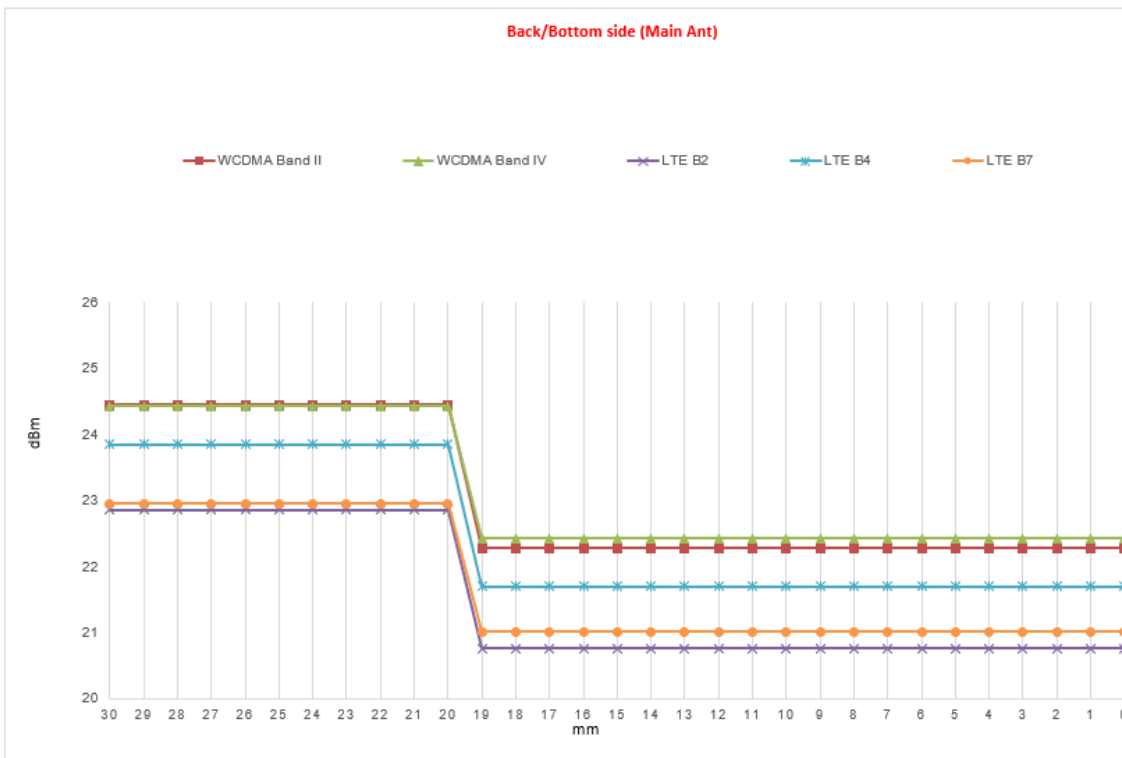


Unless otherwise agreed in writing, this document is issued by the Company subject to its General Conditions of Service printed overleaf, available on request or accessible at <http://www.sgs.com/en/Terms-and-Conditions.aspx> and, for electronic format documents, subject to Terms and Conditions for Electronic Documents at <http://www.sgs.com/en/Terms-and-Conditions/Terms-e-Documents.aspx>. Attention is drawn to the limitation of liability, indemnification and jurisdiction issues defined therein. Any holder of this document is advised that information contained hereon reflects the Company's findings at the time of its intervention only and within the limits of Client's instructions, if any. The Company's sole responsibility is to its Client and this document does not exonerate parties to a transaction from exercising all their rights and obligations under the transaction documents. This document cannot be reproduced except in full, without prior written approval of the Company. Any unauthorized alteration, forgery or falsification of the content or appearance of this document is unlawful and offenders may be prosecuted to the fullest extent of the law. Unless otherwise stated the results shown in this test report refer only to the sample(s) tested and such sample(s) are retained for 30 days only.
Attention: To check the authenticity of testing/inspection report & certificate, please contact us at telephone: (86-755) 8307 1443, or email: CN.Doccheck@sgs.com

South of No. 6 Plant, No. 1, Runsheng Road, Suzhou Industrial Park, Suzhou Area, China (Jiangsu) Pilot Free Trade Zone 215000
中国·苏州·中国(江苏)自由贸易试验区苏州片区苏州工业园区湖胜路1号的6号厂房南楼 邮编: 215000

t (86-512) 62992980 www.sgs.com.cn
t (86-512) 62992980 sgs.china@sgs.com

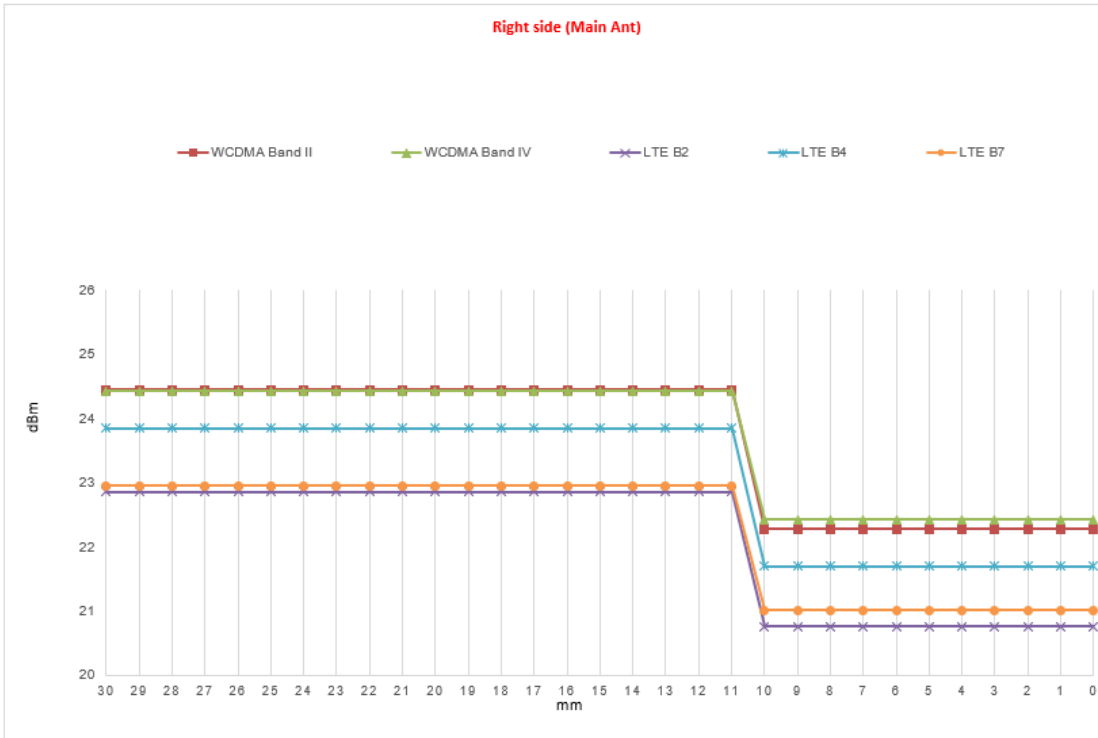
● DUT Moving Toward(Trigger)the Phantom



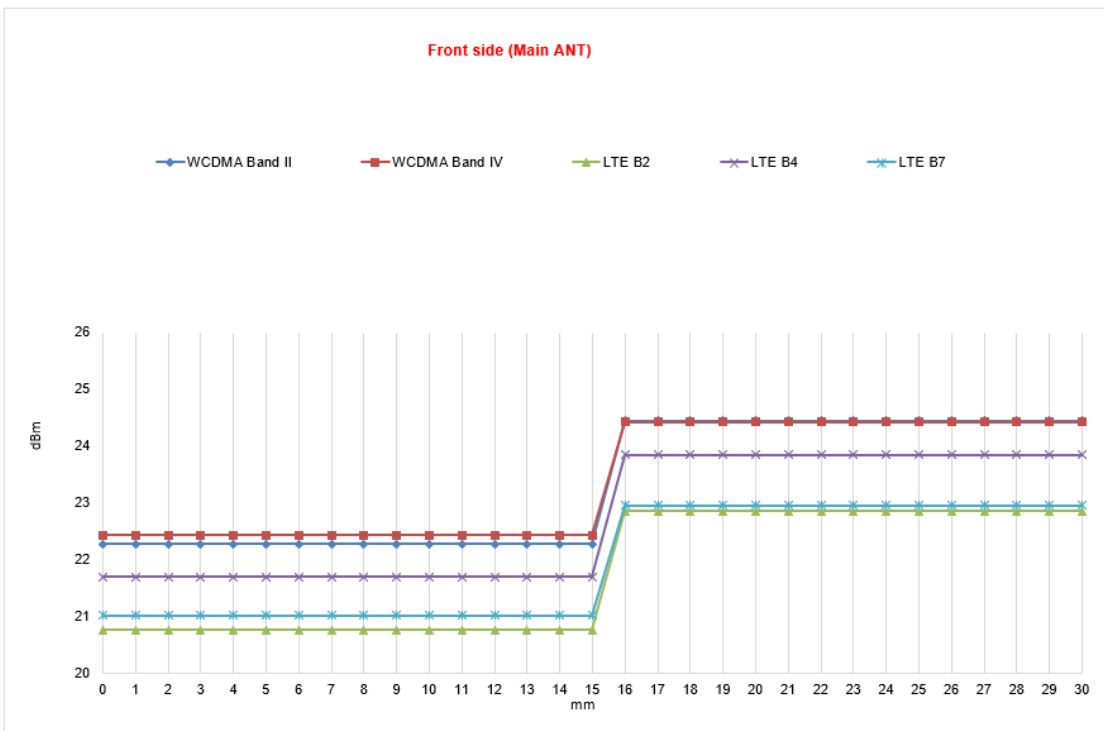
Unless otherwise agreed in writing, this document is issued by the Company subject to its General Conditions of Service printed overleaf, available on request or accessible at <http://www.sgs.com/en/Terms-and-Conditions.aspx> and, for electronic format documents, subject to Terms and Conditions for Electronic Documents at <http://www.sgs.com/en/Terms-and-Conditions/Terms-e-Documents.aspx>. Attention is drawn to the limitation of liability, indemnification and jurisdiction issues defined therein. Any holder of this document is advised that information contained hereon reflects the Company's findings at the time of its intervention only and within the limits of Client's instructions, if any. The Company's sole responsibility is to its Client and this document does not exonerate parties to a transaction from exercising all their rights and obligations under the transaction documents. This document cannot be reproduced except in full, without prior written approval of the Company. Any unauthorized alteration, forgery or falsification of the content or appearance of this document is unlawful and offenders may be prosecuted to the fullest extent of the law. Unless otherwise stated the results shown in this test report refer only to the sample(s) tested and such sample(s) are retained for 30 days only.

Attention: To check the authenticity of testing/inspection report & certificate, please contact us at telephone: (86-755) 8307 1443, or email: CN.Doccheck@sgs.com

South of No. 6 Plant, No. 1, Runsheng Road, Suzhou Industrial Park, Suzhou Area, China (Jiangsu) Pilot Free Trade Zone 215000 t (86-512) 62992980 www.sgs.com.cn
中国·苏州·中国(江苏)自由贸易试验区苏州片区苏州工业园区湖胜路1号的6号厂房南楼 邮编: 215000 t (86-512) 62992980 sgs.china@sgs.com

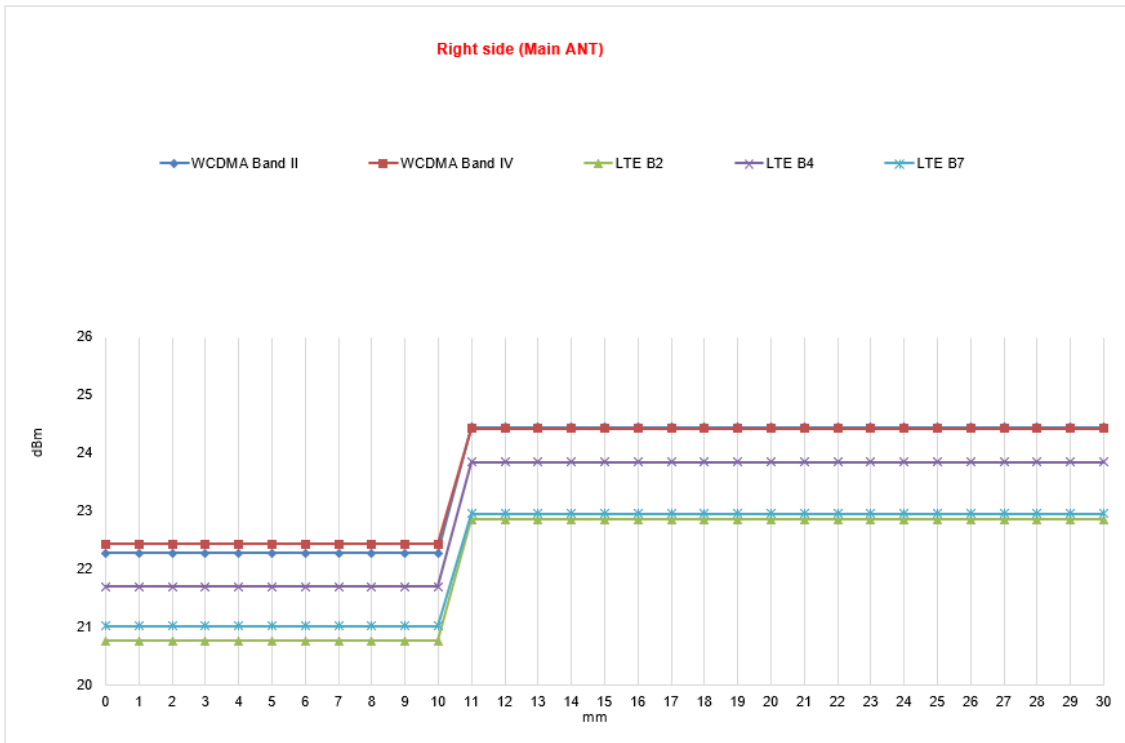
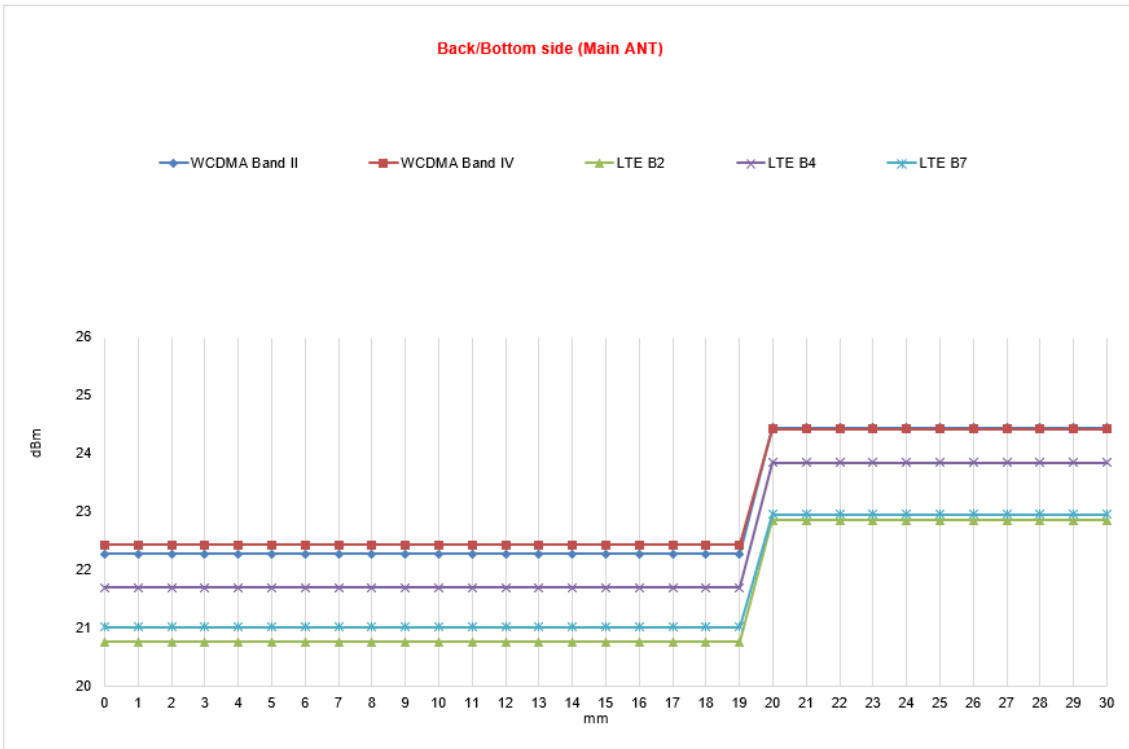


● DUT Moving Away(Release) from the Phantom



Unless otherwise agreed in writing, this document is issued by the Company subject to its General Conditions of Service printed overleaf, available on request or accessible at <http://www.sgs.com/en/Terms-and-Conditions.aspx> and, for electronic format documents, subject to Terms and Conditions for Electronic Documents at <http://www.sgs.com/en/Terms-and-Conditions/Terms-e-Documents.aspx>. Attention is drawn to the limitation of liability, indemnification and jurisdiction issues defined therein. Any holder of this document is advised that information contained hereon reflects the Company's findings at the time of its intervention only and within the limits of Client's instructions, if any. The Company's sole responsibility is to its Client and this document does not exonerate parties to a transaction from exercising all their rights and obligations under the transaction documents. This document cannot be reproduced except in full, without prior written approval of the Company. Any unauthorized alteration, forgery or falsification of the content or appearance of this document is unlawful and offenders may be prosecuted to the fullest extent of the law. Unless otherwise stated the results shown in this test report refer only to the sample(s) tested and such sample(s) are retained for 30 days only.

Attention: To check the authenticity of testing /inspection report & certificate, please contact us at telephone: (86-755) 8307 1443, or email: CN.Doccheck@sgs.com



Unless otherwise agreed in writing, this document is issued by the Company subject to its General Conditions of Service printed overleaf, available on request or accessible at <http://www.sgs.com/en/Terms-and-Conditions.aspx> and, for electronic format documents, subject to Terms and Conditions for Electronic Documents at <http://www.sgs.com/en/Terms-and-Conditions/Terms-e-Documents.aspx>. Attention is drawn to the limitation of liability, indemnification and jurisdiction issues defined therein. Any holder of this document is advised that information contained hereon reflects the Company's findings at the time of its intervention only and within the limits of Client's instructions, if any. The Company's sole responsibility is to its Client and this document does not exonerate parties to a transaction from exercising all their rights and obligations under the transaction documents. This document cannot be reproduced except in full, without prior written approval of the Company. Any unauthorized alteration, forgery or falsification of the content or appearance of this document is unlawful and offenders may be prosecuted to the fullest extent of the law. Unless otherwise stated the results shown in this test report refer only to the sample(s) tested and such sample(s) are retained for 30 days only.

Attention: To check the authenticity of testing/inspection report & certificate, please contact us at telephone: (86-755) 8307 1443, or email: CN.Doccheck@sgs.com

Proximity sensor coverage

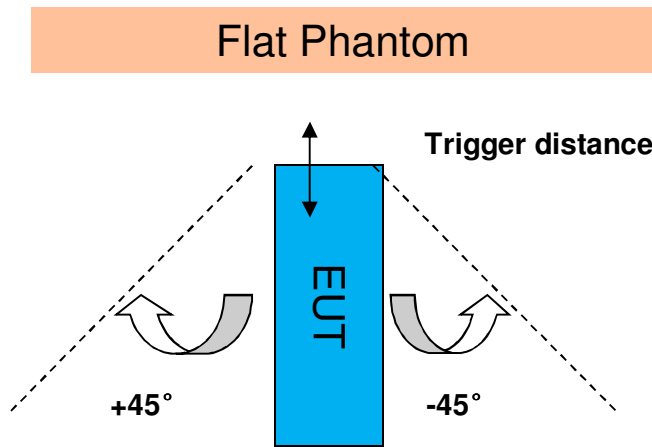
If a sensor is spatially offset from the antenna(s), it is necessary to verify sensor triggering for conditions where the antenna is next to the user but the sensor is laterally further away to ensure sensor coverage is sufficient for reducing the power to maintain compliance. For p-sensor coverage testing, the device is moved and “along the direction of maximum antenna and sensor offset”.

The proximity sensor and main antenna use same metallic electrode, so there is no spatial offset.

Device tilt angle influences to proximity sensor triggering

The influence of device tilt angles to proximity sensor triggering was determined by positioning each tablet edge that contains a transmitting antenna, perpendicular to the flat phantom.

Rotating the tablet around the edge next to the phantom in $\leq 10^\circ$ increments until the tablet is $\pm 45^\circ$ from the vertical position at 0° , and the maximum output power remains in the reduced mode.



Summary of Tablet Tilt Angle Influence to Proximity Sensor Triggering for Top Side													
ANT	Minimum trigger distance Per KDB616217§6.2	Minimum trigger distance at which power reduction was maintained over $\pm 45^\circ$	Power Reduction Status										
			-45°	-35°	-25°	-15°	-5°	0°	5°	15°	25°	35°	45°
Main ANT	Right side:10mm Bottom side:19mm	Right side:10mm Bottom side:19mm	on	on	on	on	on	on	on	on	on	on	on



Unless otherwise agreed in writing, this document is issued by the Company subject to its General Conditions of Service printed overleaf, available on request or accessible at <http://www.sgs.com/en/Terms-and-Conditions.aspx> and, for electronic format documents, subject to Terms and Conditions for Electronic Documents at <http://www.sgs.com/en/Terms-and-Conditions/Terms-e-Documents.aspx>. Attention is drawn to the limitation of liability, indemnification and jurisdiction issues defined therein. Any holder of this document is advised that information contained hereon reflects the Company's findings at the time of its intervention only and within the limits of Client's instructions, if any. The Company's sole responsibility is to its Client and this document does not exonerate parties to a transaction from exercising all their rights and obligations under the transaction documents. This document cannot be reproduced except in full, without prior written approval of the Company. Any unauthorized alteration, forgery or falsification of the content or appearance of this document is unlawful and offenders may be prosecuted to the fullest extent of the law. Unless otherwise stated the results shown in this test report refer only to the sample(s) tested and such sample(s) are retained for 30 days only.
Attention: To check the authenticity of testing /inspection report & certificate, please contact us at telephone: (86-755) 8307 1443, or email: CN.Doccheck@sgs.com

South of No. 6 Plant, No. 1, Runsheng Road, Suzhou Industrial Park, Suzhou Area, China (Jiangsu) Pilot Free Trade Zone 215000 t (86-512) 62992980 www.sgs.com.cn
中国·苏州·中国(江苏)自由贸易试验区苏州片区苏州工业园区湖胜路1号的6号厂房南楼 邮编: 215000 t (86-512) 62992980 sgs.china@sgs.com

6 SAR System Verification Procedure

6.1 Tissue Simulate Liquid

6.1.1 Recipes for Tissue Simulate Liquid

The following tables give the recipes for tissue simulating liquids to be used in different frequency bands:

Ingredients (% by weight)	Frequency (MHz)				
	450	700-900	1750-2000	2300-2500	2500-2700
Water	38.56	40.30	55.24	55.00	54.92
Salt (NaCl)	3.95	1.38	0.31	0.2	0.23
Sucrose	56.32	57.90	0	0	0
HEC	0.98	0.24	0	0	0
Bactericide	0.19	0.18	0	0	0
Tween	0	0	44.45	44.80	44.85
Salt: 99+% Pure Sodium Chloride Water: De-ionized, 16 MΩ ⁺ resistivity Tween: Polyoxyethylene (20) sorbitan monolaurate			Sucrose: 98+% Pure Sucrose HEC: Hydroxyethyl Cellulose		
HSL5GHz is composed of the following ingredients: Water: 50-65% Mineral oil: 10-30% Emulsifiers: 8-25% Sodium salt: 0-1.5%					

Table 3: Recipe of Tissue Simulate Liquid



Unless otherwise agreed in writing, this document is issued by the Company subject to its General Conditions of Service printed overleaf, available on request or accessible at <http://www.sgs.com/en/Terms-and-Conditions.aspx> and, for electronic format documents, subject to Terms and Conditions for Electronic Documents at <http://www.sgs.com/en/Terms-and-Conditions/Terms-e-Documents.aspx>. Attention is drawn to the limitation of liability, indemnification and jurisdiction issues defined therein. Any holder of this document is advised that information contained hereon reflects the Company's findings at the time of its intervention only and within the limits of Client's instructions, if any. The Company's sole responsibility is to its Client and this document does not exonerate parties to a transaction from exercising all their rights and obligations under the transaction documents. This document cannot be reproduced except in full, without prior written approval of the Company. Any unauthorized alteration, forgery or falsification of the content or appearance of this document is unlawful and offenders may be prosecuted to the fullest extent of the law. Unless otherwise stated the results shown in this test report refer only to the sample(s) tested and such sample(s) are retained for 30 days only.

Attention: To check the authenticity of testing /inspection report & certificate, please contact us at telephone: (86-755) 8307 1443, or email: CN.Doccheck@sgs.com

South of No. 6 Plant, No. 1, Runsheng Road, Suzhou Industrial Park, Suzhou Area, China (Jiangsu) Pilot Free Trade Zone 215000

t (86-512) 62992980 www.sgs.com.cn

中国·苏州·中国(江苏)自由贸易试验区苏州片区苏州工业园区湖胜路1号的6号厂房南楼 邮编: 215000

t (86-512) 62992980 sgs.china@sgs.com

6.1.2 Measurement for Tissue Simulate Liquid

The Conductivity (σ) and Permittivity (ρ) are listed in bellow table. For the SAR measurement given in this report. The temperature variation of the Tissue Simulate Liquids was $22\pm 2^\circ\text{C}$.

Tissue Type	Measured Frequency (MHz)	Target Tissue ($\pm 5\%$)		Measured Tissue		Liquid Temp. ($^\circ\text{C}$)	Measured Date
		ϵ_r	$\sigma(\text{S/m})$	ϵ_r	$\sigma(\text{S/m})$		
835 Head	835	41.5 (39.43~43.58)	0.90 (0.86~0.95)	41.397	0.950	22.1	2022/4/17
1750 Head	1750	40.1 (38.10~42.11)	1.37 (1.30~1.44)	40.379	1.340	22.3	2022/4/16
1900 Head	1900	40.0 (38.00~42.00)	1.40 (1.33~1.47)	39.891	1.425	22.3	2022/4/18
2450 Head	2450	39.20 (37.24~41.16)	1.80 (1.71~1.89)	39.843	1.818	22.5	2022/4/19
2450 Head	2450	39.20 (37.24~41.16)	1.80 (1.71~1.89)	39.783	1.809	22.4	2022/4/20
2600 Head	2600	39.0 (37.05~40.95)	1.96 (1.86~2.06)	39.325	2.004	22.1	2022/4/22

Table 4: Measurement result of Tissue electric parameters



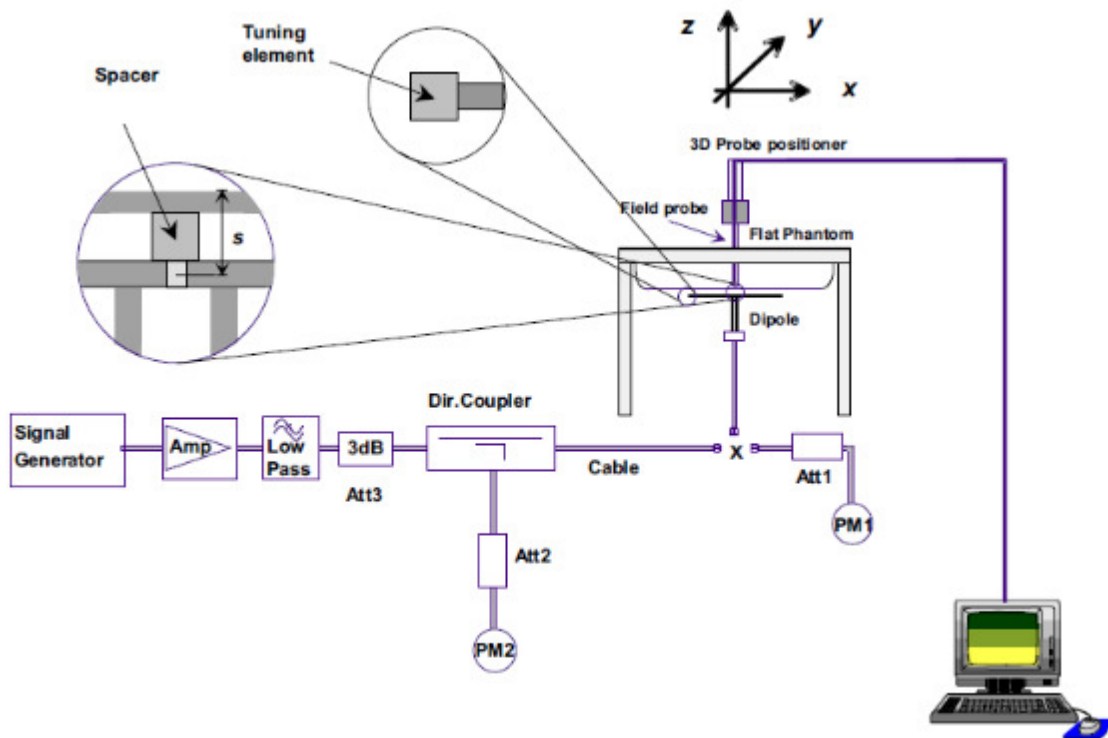
Unless otherwise agreed in writing, this document is issued by the Company subject to its General Conditions of Service printed overleaf, available on request or accessible at <http://www.sgs.com/en/Terms-and-Conditions.aspx> and, for electronic format documents, subject to Terms and Conditions for Electronic Documents at <http://www.sgs.com/en/Terms-and-Conditions/Terms-e-Documents.aspx>. Attention is drawn to the limitation of liability, indemnification and jurisdiction issues defined therein. Any holder of this document is advised that information contained hereon reflects the Company's findings at the time of its intervention only and within the limits of Client's instructions, if any. The Company's sole responsibility is to its Client and this document does not exonerate parties to a transaction from exercising all their rights and obligations under the transaction documents. This document cannot be reproduced except in full, without prior written approval of the Company. Any unauthorized alteration, forgery or falsification of the content or appearance of this document is unlawful and offenders may be prosecuted to the fullest extent of the law. Unless otherwise stated the results shown in this test report refer only to the sample(s) tested and such sample(s) are retained for 30 days only.
Attention: To check the authenticity of testing /inspection report & certificate, please contact us at telephone: (86-755) 8307 1443, or email: CN.Doccheck@sgs.com

South of No. 6 Plant, No. 1, Runsheng Road, Suzhou Industrial Park, Suzhou Area, China (Jiangsu) Pilot Free Trade Zone 215000
中国·苏州·中国(江苏)自由贸易试验区苏州片区苏州工业园区湖胜路1号的6号厂房南面 邮编: 215000

t (86-512) 62992980 www.sgs.com.cn
t (86-512) 62992980 sgs.china@sgs.com

6.2 SAR System Check

The microwave circuit arrangement for system Check is sketched in F-12. The daily system accuracy verification occurs within the flat section of the SAM phantom. A SAR measurement was performed to see if the measured SAR was within +/- 10% from the target SAR values. The tests were conducted on the same days as the measurement of the EUT. The obtained results from the system accuracy verification are displayed in the following table (A power level of 250mW (below 3GHz) or 100mW (3-6GHz) was input to the dipole antenna). During the tests, the ambient temperature of the laboratory was in the range 22±2°C, the relative humidity was in the range 60% and the liquid depth above the ear reference points was above 15±0.5 cm in all the cases. It is seen that the system is operating within its specification, as the results are within acceptable tolerance of the reference values.



F-12. the microwave circuit arrangement used for SAR system check



Unless otherwise agreed in writing, this document is issued by the Company subject to its General Conditions of Service printed overleaf, available on request or accessible at <http://www.sgs.com/en/Terms-and-Conditions.aspx> and, for electronic format documents, subject to Terms and Conditions for Electronic Documents at <http://www.sgs.com/en/Terms-and-Conditions/Terms-e-Documents.aspx>. Attention is drawn to the limitation of liability, indemnification and jurisdiction issues defined therein. Any holder of this document is advised that information contained hereon reflects the Company's findings at the time of its intervention only and within the limits of Client's instructions, if any. The Company's sole responsibility is to its Client and this document does not exonerate parties to a transaction from exercising all their rights and obligations under the transaction documents. This document cannot be reproduced except in full, without prior written approval of the Company. Any unauthorized alteration, forgery or falsification of the content or appearance of this document is unlawful and offenders may be prosecuted to the fullest extent of the law. Unless otherwise stated the results shown in this test report refer only to the sample(s) tested and such sample(s) are retained for 30 days only.

Attention: To check the authenticity of testing/inspection report & certificate, please contact us at telephone: (86-755) 8307 1443, or email: CN.Doccheck@sgs.com

South of No. 6 Plant, No. 1, Runsheng Road, Suzhou Industrial Park, Suzhou Area, China (Jiangsu) Pilot Free Trade Zone 215000
中国·苏州·中国(江苏)自由贸易试验区苏州片区苏州工业园区湖胜路1号的6号厂房南楼 邮编: 215000

t (86-512) 62992980 www.sgs.com.cn
t (86-512) 62992980 sgs.china@sgs.com

6.2.1 Justification for Extended SAR Dipole Calibrations

1) Referring to KDB865664 D01 requirements for dipole calibration, instead of the typical annual calibration recommended by measurement standards, longer calibration intervals of up to three years may be considered when it is demonstrated that the SAR target, impedance and return loss of a dipole have remain stable according to the following requirements. Each measured dipole is expected to evaluate with the following criteria at least on annual interval in Appendix C.

- a) There is no physical damage on the dipole;
- b) System check with specific dipole is within 10% of calibrated value;
- c) Return-loss is within 10% of calibrated measurement;
- d) Impedance is within 5Ω from the previous measurement.

2) Network analyzer probe calibration against air, distilled water and a shorting block performed before measuring liquid parameters.



Unless otherwise agreed in writing, this document is issued by the Company subject to its General Conditions of Service printed overleaf, available on request or accessible at <http://www.sgs.com/en/Terms-and-Conditions.aspx> and, for electronic format documents, subject to Terms and Conditions for Electronic Documents at <http://www.sgs.com/en/Terms-and-Conditions/Terms-e-Documents.aspx>. Attention is drawn to the limitation of liability, indemnification and jurisdiction issues defined therein. Any holder of this document is advised that information contained hereon reflects the Company's findings at the time of its intervention only and within the limits of Client's instructions, if any. The Company's sole responsibility is to its Client and this document does not exonerate parties to a transaction from exercising all their rights and obligations under the transaction documents. This document cannot be reproduced except in full, without prior written approval of the Company. Any unauthorized alteration, forgery or falsification of the content or appearance of this document is unlawful and offenders may be prosecuted to the fullest extent of the law. Unless otherwise stated the results shown in this test report refer only to the sample(s) tested and such sample(s) are retained for 30 days only.

Attention: To check the authenticity of testing / inspection report & certificate, please contact us at telephone: (86-755) 8307 1443, or email: CN.Doccheck@sgs.com

South of No. 6 Plant, No. 1, Runsheng Road, Suzhou Industrial Park, Suzhou Area, China (Jiangsu) Pilot Free Trade Zone 215000
中国·苏州·中国(江苏)自由贸易试验区苏州片区苏州工业园区湖胜路1号的6号厂房南面 邮编: 215000

t (86-512) 62992980 www.sgs.com.cn
t (86-512) 62992980 sgs.china@sgs.com

6.2.2 Summary System Check Result(s)

Validation Kit		Measured SAR 250mW	Measured SAR 250mW	Measured SAR (normalized to 1W)	Measured SAR (normalized to 1W)	Target SAR (normalized to 1W) (±10%)	Target SAR (normalized to 1W) (±10%)	Liquid Temp. (°C)	Measured Date
		1g (W/kg)	10g (W/kg)	1g (W/kg)	10g (W/kg)	1-g(W/kg)	10-g(W/kg)		
D835V2	Head	2.51	1.68	10.04	6.72	9.52 (8.57~10.47)	6.17 (5.55~6.79)	22.1	2022/4/17
D1750V2	Head	8.72	4.66	34.88	18.64	35.3 (31.77~38.83)	18.7 (16.83~20.57)	22.3	2022/4/16
D1900V2	Head	10.50	5.45	42.00	21.80	39.7 (35.73~43.67)	20.3 (18.27~22.33)	22.3	2022/4/18
D2450V2	Head	12.50	5.80	50.00	23.20	52.2 (46.98~57.42)	24.5 (22.05~26.95)	22.0	2022/4/19
D2450V2	Head	12.40	5.77	49.60	23.08	52.2 (46.98~57.42)	24.5 (22.05~26.95)	22.0	2022/4/20
D2600V2	Head	12.90	5.80	51.60	23.20	57.1 (51.12~62.48)	25.4 (22.41~27.39)	22.3	2022/4/22

Table 5: SAR System Check Result

6.2.3 Detailed System Check Results

Please see the Appendix A



Unless otherwise agreed in writing, this document is issued by the Company subject to its General Conditions of Service printed overleaf, available on request or accessible at <http://www.sgs.com/en/Terms-and-Conditions.aspx> and, for electronic format documents, subject to Terms and Conditions for Electronic Documents at <http://www.sgs.com/en/Terms-and-Conditions/Terms-e-Documents.aspx>. Attention is drawn to the limitation of liability, indemnification and jurisdiction issues defined therein. Any holder of this document is advised that information contained hereon reflects the Company's findings at the time of its intervention only and within the limits of Client's instructions, if any. The Company's sole responsibility is to its Client and this document does not exonerate parties to a transaction from exercising all their rights and obligations under the transaction documents. This document cannot be reproduced except in full, without prior written approval of the Company. Any unauthorized alteration, forgery or falsification of the content or appearance of this document is unlawful and offenders may be prosecuted to the fullest extent of the law. Unless otherwise stated the results shown in this test report refer only to the sample(s) tested and such sample(s) are retained for 30 days only.

Attention: To check the authenticity of testing /inspection report & certificate, please contact us at telephone: (86-755) 8307 1443, or email: CN.Doccheck@sgs.com

7 Test Configuration

7.1 3G SAR Test Reduction Procedure

According to KDB 941225D01, in the following procedures, the mode tested for SAR is referred to as the primary mode. The equivalent modes considered for SAR test reduction are denoted as secondary modes. Both primary and secondary modes must be in the same frequency band. When the maximum output power and tune-up tolerance specified for production units in a secondary mode is $\leq 1/4$ dB higher than the primary mode or when the highest reported SAR of the primary mode is scaled by the ratio of specified maximum output power and tune-up tolerance of secondary to primary mode and the adjusted SAR is ≤ 1.2 W/kg, SAR measurement is not required for the secondary mode. This is referred to as the 3G SAR test reduction procedure in the following SAR test guidance, where the primary mode is identified in the applicable wireless mode test procedures and the secondary mode is wireless mode being considered for SAR test reduction by that procedure. When the 3G SAR test reduction procedure is not satisfied, it is identified as "otherwise" in the applicable procedures; SAR measurement is required for the secondary mode.

7.2 Operation Configurations

7.2.1 GSM Test Configuration

SAR tests for GSM 850 and GSM 1900, a communication link is set up with a base station by air link. Using CMW500 the power lever is set to "5" and "0" in SAR of GSM 850 and GSM 1900. The tests in the band of GSM 850 and GSM 1900 are performed in the mode of GPRS/EGPRS function. Since the GPRS class is 12 for this EUT, it has at most 4 timeslots in uplink and at most 4 timeslots in downlink, the maximum total timeslot is 5. The EGPRS class is 12 for this EUT, it has at most 4 timeslots in uplink, and at most 4 timeslots in downlink, the maximum total timeslot is 5.

SAR test reduction for GPRS and EDGE modes is determined by the source-based time-averaged output power specified for production units, including tune-up tolerance. The data mode with highest specified time-averaged output power should be tested for SAR compliance in the applicable exposure conditions. For modes with the same specified maximum output power and tolerance, the higher number time-slot configuration should be tested.

When SAR tests for EGPRS mode is necessary, GMSK modulation should be used to minimize SAR measurement error due to higher peak-to-average power (PAR) ratios inherent in 8-PSK.

The 3G SAR test reduction procedure is applied to 8-PSK EDGE with GMSK GPRS/EDGE as the primary mode



Unless otherwise agreed in writing, this document is issued by the Company subject to its General Conditions of Service printed overleaf, available on request or accessible at <http://www.sgs.com/en/Terms-and-Conditions.aspx> and, for electronic format documents, subject to Terms and Conditions for Electronic Documents at <http://www.sgs.com/en/Terms-and-Conditions/Terms-e-Documents.aspx>. Attention is drawn to the limitation of liability, indemnification and jurisdiction issues defined therein. Any holder of this document is advised that information contained hereon reflects the Company's findings at the time of its intervention only and within the limits of Client's instructions, if any. The Company's sole responsibility is to its Client and this document does not exonerate parties to a transaction from exercising all their rights and obligations under the transaction documents. This document cannot be reproduced except in full, without prior written approval of the Company. Any unauthorized alteration, forgery or falsification of the content or appearance of this document is unlawful and offenders may be prosecuted to the fullest extent of the law. Unless otherwise stated the results shown in this test report refer only to the sample(s) tested and such sample(s) are retained for 30 days only.
Attention: To check the authenticity of testing/inspection report & certificate, please contact us at telephone: (86-755) 8307 1443, or email: CN.Doccheck@sgs.com

South of No. 6 Plant, No. 1, Runsheng Road, Suzhou Industrial Park, Suzhou Area, China (Jiangsu) Pilot Free Trade Zone 215000
中国·苏州·中国(江苏)自由贸易试验区苏州片区苏州工业园区湖胜路1号的6号厂房南面 邮编: 215000

t (86-512) 62992980 www.sgsgroup.com.cn
t (86-512) 62992980 sgs.china@sgs.com

7.2.2 WCDMA Test Configuration

1) . Output Power Verification

Maximum output power is verified on the high, middle and low channels according to procedures described in section 5.2 of 3GPP TS 34.121, using the appropriate RMC or AMR with TPC (transmit power control) set to all "1's" for WCDMA/HSDPA or by applying the required inner loop power control procedures to maintain maximum output power while HSUPA is active. Results for all applicable physical channel configurations (DPCCH, DPDCHn and spreading codes, HSDPA, HSPA) are required in the SAR report. All configurations that are not supported by the handset or cannot be measured due to technical or equipment limitations must be clearly identified.

2) . Head SAR

SAR for next to the ear head exposure is measured using a 12.2 kbps RMC with TPC bits configured to all "1's". The 3G SAR test reduction procedure is applied to AMR configurations with 12.2 kbps RMC as the primary mode. Otherwise, SAR is measured for 12.2 kbps AMR in 3.4 kbps SRB (signaling radio bearer) using the highest reported SAR configuration in 12.2 kbps RMC for head exposure

3) . Body SAR

SAR for body configurations is measured using a 12.2 kbps RMC with TPC bits configured to all "1's". The 3G SAR test reduction procedure is applied to other spreading codes and multiple DPDCHn configurations supported by the handset with 12.2 kbps RMC as the primary mode. Otherwise, SAR is measured using an applicable RMC configuration with the corresponding spreading code or DPDCHn, for the highest reported body-worn accessory exposure SAR configuration in 12.2 kbps RMC. When more than 2 DPDCHn are supported by the handset, it may be necessary to configure additional DPDCHn using FTM (Factory Test Mode) or other chipset based test approaches with parameters similar to those used in 384 kbps and 768 kbps RMC.

4) . HSDPA / HSUPA / DC-HSDPA

According to KDB 941225 D01v03, RMC 12.2kbps setting is used to evaluate SAR. If the maximum output power and tune-up tolerance specified for production units in HSDPA / HSUPA / DC-HSDPA is $\leq 1/4$ dB higher than RMC 12.2Kbps or when the highest reported SAR of the RMC12.2Kbps is scaled by the ratio of specified maximum output power and tune-up tolerance of HSDPA / HSUPA / DC-HSDPA to RMC12.2Kbps and the adjusted SAR is ≤ 1.2 W/kg, SAR measurement is not required for HSDPA / HSUPA / DC-HSDPA

a) HSDPA

HSDPA is configured according to the applicable UE category of a test device. The number of HS-DSCH/HS-PDSCHs, HARQ processes, minimum inter-TTI interval, transport block sizes and RV coding sequence are defined by the H-set. To maintain a consistent test configuration and stable transmission conditions, QPSK is used in the H-set for SAR testing. HS-DPCCH should be configured with a CQI feedback cycle of 4 ms and a CQI repetition factor of 2 to maintain a constant rate of active CQI slots. DPCCH and DPDCH gain factors (β_c , β_d), and HS-DPCCH power offset parameters (Δ_{ACK} , Δ_{NACK} , Δ_{CQI}) are set according to values indicated in the following table. The CQI value is determined by the UE category, transport block size, number of HS-PDSCHs and modulation used in the H-set.



Unless otherwise agreed in writing, this document is issued by the Company subject to its General Conditions of Service printed overleaf, available on request or accessible at <http://www.sgs.com/en/Terms-and-Conditions.aspx> and, for electronic format documents, subject to Terms and Conditions for Electronic Documents at <http://www.sgs.com/en/Terms-and-Conditions/Terms-e-Documents.aspx>. Attention is drawn to the limitation of liability, indemnification and jurisdiction issues defined therein. Any holder of this document is advised that information contained hereon reflects the Company's findings at the time of its intervention only and within the limits of Client's instructions, if any. The Company's sole responsibility is to its Client and this document does not exonerate parties to a transaction from exercising all their rights and obligations under the transaction documents. This document cannot be reproduced except in full, without prior written approval of the Company. Any unauthorized alteration, forgery or falsification of the content or appearance of this document is unlawful and offenders may be prosecuted to the fullest extent of the law. Unless otherwise stated the results shown in this test report refer only to the sample(s) tested and such sample(s) are retained for 30 days only.
Attention: To check the authenticity of testing/inspection report & certificate, please contact us at telephone: (86-755) 8307 1443, or email: CN.Doccheck@sgs.com

South of No. 6 Plant, No. 1, Runsheng Road, Suzhou Industrial Park, Suzhou Area, China (Jiangsu) Pilot Free Trade Zone 215000
中国·苏州·中国(江苏)自由贸易试验区苏州片区苏州工业园区润胜路1号的6号厂房南楼 邮编: 215000

t (86-512) 62992980 www.sgs.com.cn
t (86-512) 62992980 sgs.china@sgs.com

Sub-test	β_c	Bd	$\beta_d(\text{SF})$	β_c/β_d	β_{hs}	CM(dB)	MPR (dB)
1	2/15	15/15	64	2/15	4/15	0.0	0
2	12/15(3)	15/15(3)	64	12/15(3)	24/15	1.0	0
3	15/15	8/15	64	15/8	30/15	1.5	0.5
4	15/15	4/15	64	15/4	30/15	1.5	0.5

Note1: ΔACK , ΔNACK and $\Delta\text{CQI} = 8$ $A_{hs} = \beta_{hs}/\beta_c = 30/15$ $\beta_{hs} = 30/15 * \beta_c$
 Note2: For the HS-DPCCH power mask requirement test in clause 5.2C, 5.7A, and the Error Vector Magnitude (EVM) with HS-DPCCH test in clause 5.13.1.A, and HSDPA EVM with phase discontinuity in clause 5.13.1AA, ΔACK and $\Delta\text{NACK} = 8$ ($A_{hs} = 30/15$) with $\beta_{hs} = 30/15 * \beta_c$, and $\Delta\text{CQI} = 7$ ($A_{hs} = 24/15$) with $\beta_{hs} = 24/15 * \beta_c$.
 Note3: CM=1 for $\beta_c/\beta_d = 12/15$, $\beta_{hs}/\beta_c = 24/15$. For all other combinations of DPDCH, DPCCH and HS-DPCCH the MPR is based on the relative CM difference. This is applicable for only UEs that support HSDPA in release 6 and later releases.

The measurements were performed with a Fixed Reference Channel (FRC) and H-Set 1 QPSK.

Parameter	Value
Nominal average inf. bit rate	534 kbit/s
Inter-TTI Distance	3 TTI"s
Number of HARQ Processes	2 Processes
Information Bit Payload	3202 Bits
MAC-d PDU size	336 Bits
Number Code Blocks	1 Block
Binary Channel Bits Per TTI	4800 Bits
Total Available SMLs in UE	19200 SMLs
Number of SMLs per HARQ Process	9600 SMLs
Coding Rate	0.67
Number of Physical Channel Codes	5

Table 6: settings of required H-Set 1 QPSK acc. to 3GPP 34.121



Unless otherwise agreed in writing, this document is issued by the Company subject to its General Conditions of Service printed overleaf, available on request or accessible at <http://www.sgs.com/en/Terms-and-Conditions.aspx> and, for electronic format documents, subject to Terms and Conditions for Electronic Documents at <http://www.sgs.com/en/Terms-and-Conditions/Terms-e-Documents.aspx>. Attention is drawn to the limitation of liability, indemnification and jurisdiction issues defined therein. Any holder of this document is advised that information contained hereon reflects the Company's findings at the time of its intervention only and within the limits of Client's instructions, if any. The Company's sole responsibility is to its Client and this document does not exonerate parties to a transaction from exercising all their rights and obligations under the transaction documents. This document cannot be reproduced except in full, without prior written approval of the Company. Any unauthorized alteration, forgery or falsification of the content or appearance of this document is unlawful and offenders may be prosecuted to the fullest extent of the law. Unless otherwise stated the results shown in this test report refer only to the sample(s) tested and such sample(s) are retained for 30 days only.
Attention: To check the authenticity of testing /inspection report & certificate, please contact us at telephone: (86-755) 8307 1443, or email: CN.Doccheck@sgs.com

South of No. 6 Plant, No. 1, Runsheng Road, Suzhou Industrial Park, Suzhou Area, China (Jiangsu) Pilot Free Trade Zone 215000
 中国·苏州·中国(江苏)自由贸易试验区苏州片区苏州工业园区润胜路1号的6号厂房南座 邮编: 215000

t (86-512) 62992980 www.sgsgroup.com.cn
 t (86-512) 62992980 sgs.china@sgs.com

HS-DSCH Category	Maximum HS-DSCH Codes Received	Minimum Inter-TTI Interval	Maximum H S-DSCH Transport Block Bits/HS-DSCH TTI	Total Soft Channel Bits
1	5	3	7298	19200
2	5	3	7298	28800
3	5	2	7298	28800
4	5	2	7298	38400
5	5	1	7298	57600
6	5	1	7298	67200
7	10	1	14411	115200
8	10	1	14411	134400
9	15	1	25251	172800
10	15	1	27952	172800
11	5	2	3630	14400
12	5	1	3630	28800
13	15	1	34800	259200
14	15	1	42196	259200
15	15	1	23370	345600
16	15	1	27952	345600

Table 7: HSDPA UE category

b) HSUPA

Due to inner loop power control requirements in HSUPA, a commercial communication test set should be used for the output power and SAR tests. The 12.2 kbps RMC, FRC H-set 1 and E-DCH configurations for HSUPA should be configured according to the values indicated below as well as other applicable procedures described in the WCDMA Handset and Release 5 HSUPA Data Device sections of 3G device.



Unless otherwise agreed in writing, this document is issued by the Company subject to its General Conditions of Service printed overleaf, available on request or accessible at <http://www.sgs.com/en/Terms-and-Conditions.aspx> and, for electronic format documents, subject to Terms and Conditions for Electronic Documents at <http://www.sgs.com/en/Terms-and-Conditions/Terms-e-Documents.aspx>. Attention is drawn to the limitation of liability, indemnification and jurisdiction issues defined therein. Any holder of this document is advised that information contained hereon reflects the Company's findings at the time of its intervention only and within the limits of Client's instructions, if any. The Company's sole responsibility is to its Client and this document does not exonerate parties to a transaction from exercising all their rights and obligations under the transaction documents. This document cannot be reproduced except in full, without prior written approval of the Company. Any unauthorized alteration, forgery or falsification of the content or appearance of this document is unlawful and offenders may be prosecuted to the fullest extent of the law. Unless otherwise stated the results shown in this test report refer only to the sample(s) tested and such sample(s) are retained for 30 days only.
Attention: To check the authenticity of testing /inspection report & certificate, please contact us at telephone: (86-755) 8307 1443, or email: CN.Doccheck@sgs.com

South of No. 6 Plant, No. 1, Runsheng Road, Suzhou Industrial Park, Suzhou Area, China (Jiangsu) Pilot Free Trade Zone 215000 t (86-512) 62992980 www.sgs.com.cn
中国·苏州·中国(江苏)自由贸易试验区苏州片区苏州工业园区湖胜路1号的6号厂房南楼 邮编: 215000 t (86-512) 62992980 sgs.china@sgs.com

Sub-test [Ⓛ]	$\beta_{c\ell}$	$\beta_{d\ell}$	β_d (SF) [Ⓛ]	$\beta_c/\beta_{d\ell}$	β_{hs} ⁽¹⁾	$\beta_{ac\ell}$	$\beta_{ad\ell}$	β_c (SF) [Ⓛ]	$\beta_{ad\ell}$ (code) [Ⓛ]	CM ⁽²⁾ (dB) [Ⓛ]	MP R [Ⓛ] (dB) [Ⓛ]	AG ⁽⁴⁾ Inde [Ⓛ]	E-TFC I [Ⓛ]
1 [Ⓛ]	11/15 ⁽³⁾	15/15 ⁽³⁾	64 [Ⓛ]	11/15 ⁽³⁾	22/15 [Ⓛ]	209/225 [Ⓛ]	1039/225 [Ⓛ]	4 [Ⓛ]	1 [Ⓛ]	1.0 [Ⓛ]	0.0 [Ⓛ]	20 [Ⓛ]	75 [Ⓛ]
2 [Ⓛ]	6/15 [Ⓛ]	15/15 [Ⓛ]	64 [Ⓛ]	6/15 [Ⓛ]	12/15 [Ⓛ]	12/15 [Ⓛ]	94/75 [Ⓛ]	4 [Ⓛ]	1 [Ⓛ]	3.0 [Ⓛ]	2.0 [Ⓛ]	12 [Ⓛ]	67 [Ⓛ]
3 [Ⓛ]	15/15 [Ⓛ]	9/15 [Ⓛ]	64 [Ⓛ]	15/9 [Ⓛ]	30/15 [Ⓛ]	30/15 [Ⓛ]	$\beta_{ad1}:47/15$ $\beta_{ad2}:47/15$	4 [Ⓛ]	2 [Ⓛ]	2.0 [Ⓛ]	1.0 [Ⓛ]	15 [Ⓛ]	92 [Ⓛ]
4 [Ⓛ]	2/15 [Ⓛ]	15/15 [Ⓛ]	64 [Ⓛ]	2/15 [Ⓛ]	4/15 [Ⓛ]	2/15 [Ⓛ]	56/75 [Ⓛ]	4 [Ⓛ]	1 [Ⓛ]	3.0 [Ⓛ]	2.0 [Ⓛ]	17 [Ⓛ]	71 [Ⓛ]
5 [Ⓛ]	15/15 ⁽⁴⁾	15/15 ⁽⁴⁾	64 [Ⓛ]	15/15 ⁽⁴⁾	30/15 [Ⓛ]	24/15 [Ⓛ]	134/15 [Ⓛ]	4 [Ⓛ]	1 [Ⓛ]	1.0 [Ⓛ]	0.0 [Ⓛ]	21 [Ⓛ]	81 [Ⓛ]

Note 1: $\Delta ACK, \Delta NACK$ and $\Delta CQI = 8$ $A_{hs} = \beta_{hs}/\beta_c = 30/15$ $\beta_{hs} = 30/15 * \beta_c$
 Note 2: CM = 1 for $\beta_c/\beta_d = 12/15, \beta_{hs}/\beta_c = 24/15$. For all other combinations of DPDCH, DPCCCH, HS-DPCCH, E-DPDCH and E-DPCCH the MPR is based on the relative CM difference[Ⓛ]
 Note 3 : For subtest 1 the β_c/β_d ratio of 11/15 for the TFC during the measurement period (TF1, TF0) is achieved by setting the signalled gain factors for the reference TFC (TF1, TF1) to $\beta_c = 10/15$ and $\beta_d = 15/15$ [Ⓛ]
 Note 4 : For subtest 5 the β_c/β_d ratio of 15/15 for the TFC during the measurement period (TF1, TF0) is achieved by setting the signalled gain factors for the reference TFC (TF1, TF1) to $\beta_c = 14/15$ and $\beta_d = 15/15$ [Ⓛ]
 Note 5 : Testing UE using E-DPDCH Physical Layer category 1 Sub-test 3 is not required according to TS 25.306 Table 5.1g[Ⓛ]
 Note 6: β_{ad} can not be set directly; it is set by Absolute Grant Value.[Ⓛ]

Table 8: Subtests for UMTS Release 6 HSUPA

UE Category	E-DCH Codes Transmitted	Number of HARQ Processes	of E-DCH TTI(ms)	Minimum Spreading Factor	Maximum E-DCH Transport Block Bits	Max Rate (Mbps)
1	1	4	10	4	7110	0.7296
2	2	8	2	4	2798	1.4592
	2	4	10	4	14484	
3	2	4	10	4	14484	1.4592
4	2	8	2	2	5772	2.9185
	2	4	10	2	20000	2.00
5	2	4	10	2	20000	2.00
	4	8	10	2SF2&2SF	11484	5.76
6 (No DPDCH)	4	4	2	4	20000	2.00
	4	8	2	2SF2&2SF	22996	?
7 (No DPDCH)	4	4	10	4	20000	?
	4	8	10	4	20000	?

NOTE: When 4 codes are transmitted in parallel, two codes shall be transmitted with SF2 and two with SF4. UE categories 1 to 6 support QPSK only. UE category 7 supports QPSK and 16QAM. (TS25.306-7.3.0).

Table 9: HSUPA UE category



c) DC-HSDPA

SAR is required for Rel. 8 DC-HSDPA when SAR is required for Rel. 5 HSDPA; otherwise, the 3G SAR test reduction procedure is applied to DC-HSDPA with 12.2 kbps RMC as the primary mode. Power is measured for DC-HSDPA according to the H-Set 12, FRC configuration in Table C.8.1.12 of 3GPP TS 34.121-1 to determine SAR test reduction. A primary and a Second serving HS-DSCH Cell are required to perform the power measurement and for the results to be acceptable.

The following tests were completed according to procedures in section 7.3.13 of 3GPP TS 34.108 v9.5.0. A summary of these settings are illustrated below:

Downlink Physical Channels are set as per 3GPP TS34.121-1 v9.0.0 E.5.0

Table E.5.0: Levels for HSDPA connection setup

Parameter During Connection setup	Unit	Value
P-CPICH_Ec/Ior	dB	-10
P-CCPCH and SCH_Ec/Ior	dB	-12
PICH_Ec/Ior	dB	-15
HS-PDSCH	dB	off
HS-SCCH_1	dB	off
DPCH_Ec/Ior	dB	-5
OCNS_Ec/Ior	dB	-3.1

Call is set up as per 3GPP TS34.108 v9.5.0 sub clause 7.3.13.

The configurations of the fixed reference channels for HSDPA RF tests are described in 3GPP TS 34.121, annex C for FDD and 3GPP TS 34.122.

The measurements were performed with a Fixed Reference Channel (FRC) H-Set 12 with QPSK.

Parameter	Value
Nominal average inf. bit rate	60 kbit/s
Inter-TTI Distance	1 TTI's
Number of HARQ Processes	6 Processes
Information Bit Payload	120 Bits
Number Code Blocks	1 Block
Binary Channel Bits Per TTI	960 Bits
Total Available SMLs in UE	19200 SMLs
Number of SMLs per HARQ Process	3200 SMLs
Coding Rate	0.15
Number of Physical Channel Codes	1

Table 10: settings of required H-Set 12 QPSK acc. to 3GPP 34.121

Note:

1. The RMC is intended to be used for DC-HSDPA mode and both cells shall transmit with identical parameters as listed in the table above.
2. Maximum number of transmission is limited to 1, i.e., retransmission is not allowed. The redundancy and constellation version 0 shall be used.



Unless otherwise agreed in writing, this document is issued by the Company subject to its General Conditions of Service printed overleaf, available on request or accessible at <http://www.sgs.com/en/Terms-and-Conditions.aspx> and, for electronic format documents, subject to Terms and Conditions for Electronic Documents at <http://www.sgs.com/en/Terms-and-Conditions/Terms-e-Documents.aspx>. Attention is drawn to the limitation of liability, indemnification and jurisdiction issues defined therein. Any holder of this document is advised that information contained hereon reflects the Company's findings at the time of its intervention only and within the limits of Client's instructions, if any. The Company's sole responsibility is to its Client and this document does not exonerate parties to a transaction from exercising all their rights and obligations under the transaction documents. This document cannot be reproduced except in full, without prior written approval of the Company. Any unauthorized alteration, forgery or falsification of the content or appearance of this document is unlawful and offenders may be prosecuted to the fullest extent of the law. Unless otherwise stated the results shown in this test report refer only to the sample(s) tested and such sample(s) are retained for 30 days only.

Attention: To check the authenticity of testing /inspection report & certificate, please contact us at telephone: (86-755) 8307 1443, or email: CN.Doccheck@sgs.com

South of No. 6 Plant, No. 1, Runsheng Road, Suzhou Industrial Park, Suzhou Area, China (Jiangsu) Pilot Free Trade Zone 215000
中国·苏州·中国(江苏)自由贸易试验区苏州片区苏州工业园区湖胜路1号的6号厂房南楼 邮编: 215000

t (86-512) 62992980 www.sgs.com.cn
t (86-512) 62992980 sgs.china@sgs.com

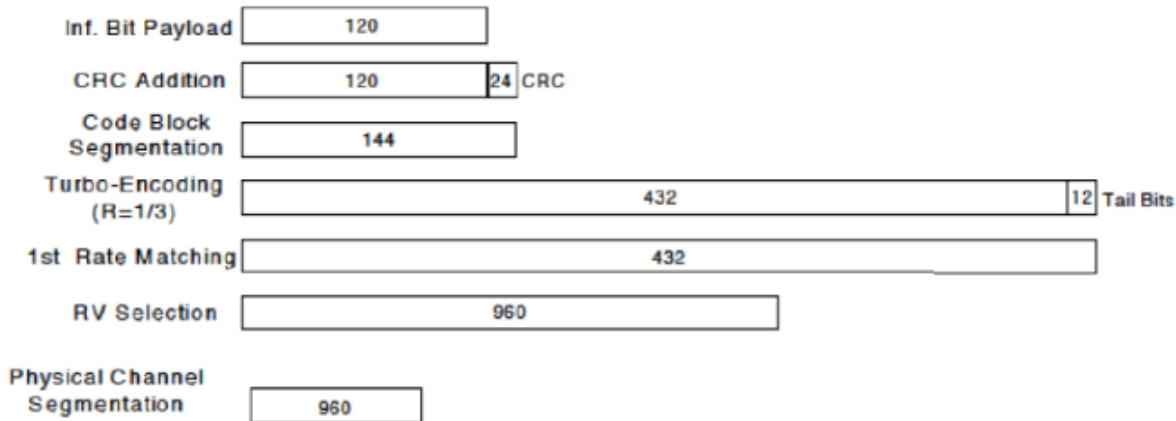


Figure C.8.19: Coding rate for Fixed reference Channel H-Set 12 (QPSK)

The following 4 Sub-tests for HSDPA were completed according to Release 5 procedures. A summary of subtest settings are illustrated below:

Sub-test ^o	β_c ^o	β_d ^o	$\beta_d \cdot (SF)$ ^o	β_c / β_d ^o	$\beta_{hs}(1)$ ^o	CM(dB)(2) ^o	MPR ^o (dB) ^o
1 ^o	2/15 ^o	15/15 ^o	64 ^o	2/15 ^o	4/15 ^o	0.0 ^o	0 ^o
2 ^o	12/15(3) ^o	15/15(3) ^o	64 ^o	12/15(3) ^o	24/15 ^o	1.0 ^o	0 ^o
3 ^o	15/15 ^o	8/15 ^o	64 ^o	15/8 ^o	30/15 ^o	1.5 ^o	0.5 ^o
4 ^o	15/15 ^o	4/15 ^o	64 ^o	15/4 ^o	30/15 ^o	1.5 ^o	0.5 ^o

Note 1: ΔACK , $\Delta NACK$ and $\Delta CQI = 8$ $A_{hs} = \beta_{hs} / \beta_c = 30/15$ $\beta_{hs} = 30/15 * \beta_c$
 Note 2: CM=1 for $\beta_c / \beta_d = 12/15$, $\beta_{hs} / \beta_c = 24/15$. For all other combinations of DPDCH, DPCCH and HS-DPCCH the MPR is based on the relative CM difference. This is applicable for only UEs that support HSDPA in release 6 and later releases.
 Note 3: For subtest 2 the β_c / β_d ratio of 12/15 for the TFC during the measurement period (TF1, TF0) is achieved by setting the signalled gain factors for the reference TFC (TF1, TF1) to $\beta_c = 11/15$ and $\beta_d = 15/15$

Up commands are set continuously to set the UE to Max power.

Note:

1. The Dual Carriers transmission only applies to HSDPA physical channels
2. The Dual Carriers belong to the same Node and are on adjacent carriers.
3. The Dual Carriers do not support MIMO to serve UEs configured for dual cell operation
4. The Dual Carriers operate in the same frequency band.
5. The device doesn't support the modulation of 16QAM in uplink but 64QAM in downlink for DC-HSDPA mode.
6. The device doesn't support carrier aggregation for it just can operate in Release 8.

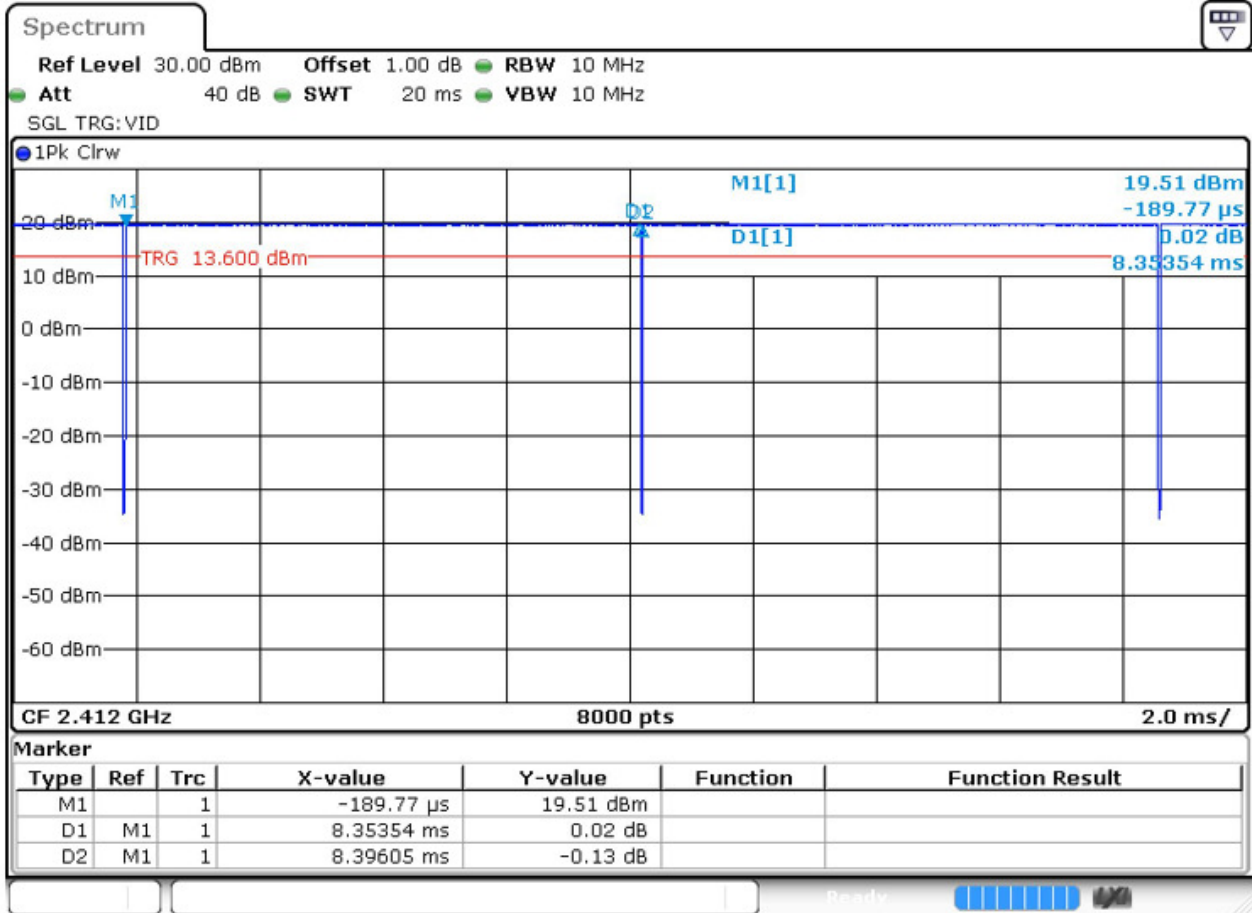


7.2.3 WiFi Test Configuration

A Wi-Fi device must be configured to transmit continuously at the required data rate, channel bandwidth and signal modulation, using the highest transmission duty factor supported by the test mode tools for SAR measurement.

7.2.3.1 Duty cycle

1) Wi-Fi 2.4GHz 802.11b:
Duty cycle=8.35354/8.39605=99.49%



Unless otherwise agreed in writing, this document is issued by the Company subject to its General Conditions of Service printed overleaf, available on request or accessible at <http://www.sgs.com/en/Terms-and-Conditions.aspx> and, for electronic format documents, subject to Terms and Conditions for Electronic Documents at <http://www.sgs.com/en/Terms-and-Conditions/Terms-e-Documents.aspx>. Attention is drawn to the limitation of liability, indemnification and jurisdiction issues defined therein. Any holder of this document is advised that information contained hereon reflects the Company's findings at the time of its intervention only and within the limits of Client's instructions, if any. The Company's sole responsibility is to its Client and this document does not exonerate parties to a transaction from exercising all their rights and obligations under the transaction documents. This document cannot be reproduced except in full, without prior written approval of the Company. Any unauthorized alteration, forgery or falsification of the content or appearance of this document is unlawful and offenders may be prosecuted to the fullest extent of the law. Unless otherwise stated the results shown in this test report refer only to the sample(s) tested and such sample(s) are retained for 30 days only.

Attention: To check the authenticity of testing/inspection report & certificate, please contact us at telephone: (86-755) 8307 1443, or email: CN.Doccheck@sgs.com
 South of No. 6 Plant, No. 1, Runsheng Road, Suzhou Industrial Park, Suzhou Area, China (Jiangsu) Pilot Free Trade Zone 215000 t (86-512) 62992980 www.sgs.com.cn
 中国·苏州·中国(江苏)自由贸易试验区苏州片区苏州工业园区湖胜路1号的6号厂房南楼 邮编: 215000 t (86-512) 62992980 sgs.china@sgs.com

7.2.3.2 Initial Test Position SAR Test Reduction Procedure

DSSS and OFDM configurations are considered separately according to the required SAR procedures. SAR is measured in the initial test position using the 802.11 transmission mode configuration required by the DSSS procedure or initial test configuration and subsequent test configuration(s) according to the OFDM procedures. The initial test position procedure is described in the following:

- 1) . When the reported SAR of the initial test position is ≤ 0.4 W/kg, further SAR measurement is not required for the other (remaining) test positions in that exposure configuration and 802.11 transmission mode combinations within the frequency band or aggregated band. SAR is also not required for that exposure configuration in the subsequent test configuration(s).
- 2) . When the reported SAR of the initial test position is > 0.4 W/kg, SAR is repeated for the 802.11 transmission mode configuration tested in the initial test position using subsequent highest extrapolated or estimated 1-g SAR conditions determined by area scans or next closest/smallest test separation distance and maximum RF coupling test positions based on manufacturer justification, on the highest maximum output power channel, until the reported SAR is ≤ 0.8 W/kg or all required test positions (left, right, touch, tilt or subsequent surfaces and edges) are tested.
- 3) . For all positions/configurations tested using the initial test position and subsequent test positions, when the reported SAR is > 0.8 W/kg, SAR is measured for these test positions/configurations on the subsequent next highest measured output power channel(s) until the reported SAR is ≤ 1.2 W/kg or all required channels are tested. a) Additional power measurements may be required for this step, which should be limited to those necessary for identifying the subsequent highest output power channels.

7.2.3.3 Initial Test Configuration Procedures

An initial test configuration is determined for OFDM transmission modes according to the channel bandwidth, modulation and data rate combination(s) with the highest maximum output power specified for production units in each standalone and aggregated frequency band. SAR is measured using the highest measured maximum output power channel. For configurations with the same specified or measured maximum output power, additional transmission mode and test channel selection procedures are required. SAR test reduction for subsequent highest output test channels is determined according to *reported* SAR of the initial test configuration. For next to the ear, hotspot mode and UMC mini-tablet exposure configurations where multiple test positions are required, the initial test position procedure is applied to minimize the number of test positions required for SAR measurement using the initial test configuration transmission mode. For fixed exposure conditions that do not have multiple SAR test positions, SAR is measured in the transmission mode determined by the initial test configuration.

When the *reported* SAR of the initial test configuration is > 0.8 W/kg, SAR measurement is required for subsequent next highest measured output power channel(s) in the initial test configuration until *reported* SAR is ≤ 1.2 W/kg or all required channels are tested.

7.2.3.4 Subsequent Test Configuration Procedures

SAR measurement requirements for the remaining 802.11 transmission mode configurations that have not been tested in the initial test configuration are determined separately for each standalone and aggregated frequency band, in each exposure condition, according to the maximum output power specified for production units. The initial test position procedure is applied to next to the ear, UMPC mini-tablet and hotspot mode configurations. When the same maximum output power is specified for multiple transmission modes, additional power measurements may be required to determine if SAR measurements are required for subsequent highest output power channels in a subsequent test configuration. The subsequent test configuration and SAR measurement procedures are described in the following.

- 1) . When SAR test exclusion provisions of KDB Publication 447498 are applicable and SAR measurement is not required for the initial test configuration, SAR is also not required for the next highest maximum output power transmission mode subsequent test configuration(s) in that frequency band or aggregated band and exposure configuration.



- 2) . When the highest *reported* SAR for the initial test configuration (when applicable, include subsequent highest output channels), according to the initial test position or fixed exposure position requirements, is adjusted by the ratio of the subsequent test configuration to initial test configuration specified maximum output power and the adjusted SAR is ≤ 1.2 W/kg, SAR is not required for that subsequent test configuration.
- 3) . The number of channels in the initial test configuration and subsequent test configuration can be different due to differences in channel bandwidth. When SAR measurement is required for a subsequent test configuration and the channel bandwidth is smaller than that in the initial test configuration, all channels in the subsequent test configuration that overlap with the larger bandwidth channel tested in the initial test configuration should be used to determine the highest maximum output power channel. This step requires additional power measurement to identify the highest maximum output power channel in the subsequent test configuration to determine SAR test reduction.
 - a) SAR should first be measured for the channel with highest measured output power in the subsequent test configuration.
 - b) SAR for subsequent highest measured maximum output power channels in the subsequent test configuration is required only when the *reported* SAR of the preceding higher maximum output power channel(s) in the subsequent test configuration is > 1.2 W/kg or until all required channels are tested. i) For channels with the same measured maximum output power, SAR should be measured using the channel closest to the center frequency of the larger channel bandwidth channel in the initial test configuration.
- 4) . SAR measurements for the remaining highest specified maximum output power OFDM transmission mode configurations that have not been tested in the initial test configuration (highest maximum output) or subsequent test configuration(s) (subsequent next highest maximum output power) is determined by recursively applying the subsequent test configuration procedures in this section to the remaining configurations according to the following:
 - a) replace “subsequent test configuration” with “next subsequent test configuration” (i.e., subsequent next highest specified maximum output power configuration)
 - b) replace “initial test configuration” with “all tested higher output power configurations”



Unless otherwise agreed in writing, this document is issued by the Company subject to its General Conditions of Service printed overleaf, available on request or accessible at <http://www.sgs.com/en/Terms-and-Conditions.aspx> and, for electronic format documents, subject to Terms and Conditions for Electronic Documents at <http://www.sgs.com/en/Terms-and-Conditions/Terms-e-Documents.aspx>. Attention is drawn to the limitation of liability, indemnification and jurisdiction issues defined therein. Any holder of this document is advised that information contained hereon reflects the Company's findings at the time of its intervention only and within the limits of Client's instructions, if any. The Company's sole responsibility is to its Client and this document does not exonerate parties to a transaction from exercising all their rights and obligations under the transaction documents. This document cannot be reproduced except in full, without prior written approval of the Company. Any unauthorized alteration, forgery or falsification of the content or appearance of this document is unlawful and offenders may be prosecuted to the fullest extent of the law. Unless otherwise stated the results shown in this test report refer only to the sample(s) tested and such sample(s) are retained for 30 days only.

Attention: To check the authenticity of testing /inspection report & certificate, please contact us at telephone: (86-755) 8307 1443, or email: CN.Doccheck@sgs.com

South of No. 6 Plant, No. 1, Runsheng Road, Suzhou Industrial Park, Suzhou Area, China (Jiangsu) Pilot Free Trade Zone 215000
中国·苏州·中国(江苏)自由贸易试验区苏州片区苏州工业园区湖胜路1号的6号厂房南面 邮编: 215000

t (86-512) 62992980 www.sgs.com.cn
t (86-512) 62992980 sgs.china@sgs.com

7.2.3.5 2.4 GHz WiFi SAR Procedures

Separate SAR procedures are applied to DSSS and OFDM configurations in the 2.4 GHz band to simplify DSSS test requirements. For 802.11b DSSS SAR measurements, DSSS SAR procedure applies to fixed exposure test position and initial test position procedure applies to multiple exposure test positions. When SAR measurement is required for an OFDM configuration, the initial test configuration, subsequent test configuration and initial test position procedures are applied. The SAR test exclusion requirements for 802.11g/n OFDM configurations are described in following.

- **802.11b DSSS SAR Test Requirements**

SAR is measured for 2.4 GHz 802.11b DSSS using either a fixed test position or, when applicable, the initial test position procedure. SAR test reduction is determined according to the following:

- 1) . When the reported SAR of the highest measured maximum output power channel for the exposure configuration is ≤ 0.8 W/kg, no further SAR testing is required for 802.11b DSSS in that exposure configuration.
- 2) . When the reported SAR is > 0.8 W/kg, SAR is required for that exposure configuration using the next highest measured output power channel. When any reported SAR is > 1.2 W/kg, SAR is required for the third channel; i.e., all channels require testing.

- **2.4 GHz 802.11g/n OFDM SAR Test Exclusion Requirements**

When SAR measurement is required for 2.4 GHz 802.11g/n OFDM configurations, the measurement and test reduction procedures for OFDM are applied (section 5.3, including sub-sections). SAR is not required for the following 2.4 GHz OFDM conditions.

- 1) . When KDB Publication 447498 SAR test exclusion applies to the OFDM configuration.
- 2) . When the highest reported SAR for DSSS is adjusted by the ratio of OFDM to DSSS specified maximum output power and the adjusted SAR is ≤ 1.2 W/kg.

- **SAR Test Requirements for OFDM configurations**

When SAR measurement is required for 802.11 g/n OFDM configurations, each standalone and frequency aggregated band is considered separately for SAR test reduction. In applying the initial test configuration and subsequent test configuration procedures, the 802.11 transmission configuration with the highest specified maximum output power and the channel within a test configuration with the highest measured maximum output power should be clearly distinguished to apply the procedures.



Unless otherwise agreed in writing, this document is issued by the Company subject to its General Conditions of Service printed overleaf, available on request or accessible at <http://www.sgs.com/en/Terms-and-Conditions.aspx> and, for electronic format documents, subject to Terms and Conditions for Electronic Documents at <http://www.sgs.com/en/Terms-and-Conditions/Terms-e-Documents.aspx>. Attention is drawn to the limitation of liability, indemnification and jurisdiction issues defined therein. Any holder of this document is advised that information contained hereon reflects the Company's findings at the time of its intervention only and within the limits of Client's instructions, if any. The Company's sole responsibility is to its Client and this document does not exonerate parties to a transaction from exercising all their rights and obligations under the transaction documents. This document cannot be reproduced except in full, without prior written approval of the Company. Any unauthorized alteration, forgery or falsification of the content or appearance of this document is unlawful and offenders may be prosecuted to the fullest extent of the law. Unless otherwise stated the results shown in this test report refer only to the sample(s) tested and such sample(s) are retained for 30 days only.
Attention: To check the authenticity of testing/inspection report & certificate, please contact us at telephone: (86-755) 8307 1443, or email: CN.Doccheck@sgs.com

South of No. 6 Plant, No. 1, Runsheng Road, Suzhou Industrial Park, Suzhou Area, China (Jiangsu) Pilot Free Trade Zone 215000
中国·苏州·中国(江苏)自由贸易试验区苏州片区苏州工业园区湖胜路1号的6号厂房南面 邮编: 215000

t (86-512) 62992980 www.sgsgroup.com.cn
t (86-512) 62992980 sgs.china@sgs.com

7.2.4 LTE Test Configuration

LTE modes were tested according to FCC KDB 941225 D05 publication. Please see notes after the tabulated SAR data for required test configurations. Establishing connections with base station simulators ensure a consistent means for testing SAR and are recommended for evaluating SAR [4]. The Radio Communication Analyzer was used for LTE output power measurements and SAR testing. Max power control was used so the UE transmits with maximum output power during SAR testing. SAR must be measured with the maximum TTI (transmit time interval) supported by the device in each LTE configuration.

A) Spectrum Plots for RB Configurations

A properly configured base station simulator was used for SAR tests and power measurements. Therefore, spectrum plots for RB configurations were not required to be included in this report.

B) MPR

MPR is permanently implemented for this device by the manufacturer. The specific manufacturer target MPR is indicated alongside the SAR results. MPR is enabled for this device, according to 3GPP TS36.101 Section 6.2.3 – 6.2.5 under Table 6.2.3-1.

Modulation	Channel bandwidth / Transmission bandwidth configuration [RB]						MPR (dB)
	1.4 MHz	3.0 MHz	5 MHz	10 MHz	15 MHz	20 MHz	
QPSK	> 5	> 4	> 8	> 12	> 16	> 18	≤ 1
16 QAM	≤ 5	≤ 4	≤ 8	≤ 12	≤ 16	≤ 18	≤ 1
16 QAM	> 5	> 4	> 8	> 12	> 16	> 18	≤ 2
64 QAM	≤ 5	≤ 4	≤ 8	≤ 12	≤ 16	≤ 18	≤ 2
64 QAM	> 5	> 4	> 8	> 12	> 16	> 18	≤ 3
256 QAM	≥ 1						≤ 5

C) A-MPR

A-MPR (Additional MPR) has been disabled for all SAR tests by setting NS=01 on the base station simulator.

D) Largest channel bandwidth standalone SAR test requirements

1) QPSK with 1 RB allocation

Start with the largest channel bandwidth and measure SAR for QPSK with 1 RB allocation, using the RB offset and required test channel combination with the highest maximum output power for RB offsets at the upper edge, middle and lower edge of each required test channel. When the reported SAR is ≤ 0.8 W/kg, testing of the remaining RB offset configurations and required test channels is not required for 1 RB allocation; otherwise, SAR is required for the remaining required test channels and only for the RB offset configuration with the highest output power for that channel. When the reported SAR of a required test channel is > 1.45 W/kg, SAR is required for all three RB offset configurations for that required test channel.

2) QPSK with 50% RB allocation

The procedures required for 1 RB allocation in 1) are applied to measure the SAR for QPSK with 50% RB allocation.

3) QPSK with 100% RB allocation

For QPSK with 100% RB allocation, SAR is not required when the highest maximum output power for 100 % RB allocation is less than the highest maximum output power in 50% and 1 RB allocations and the highest reported SAR for 1 RB and 50% RB allocation in 1) and 2) are ≤ 0.8 W/kg. Otherwise, SAR is measured for the highest output power channel and if the reported SAR is > 1.45 W/kg, the remaining required test channels must also be tested.

4) Higher order modulations

For each modulation besides QPSK; e.g., 16-QAM, 64-QAM, apply the QPSK procedures in above sections to determine the QAM configurations that may need SAR measurement. For each configuration identified as required for testing, SAR is required only when the highest maximum output power for the configuration in the higher order modulation is $> \frac{1}{2}$ dB higher than the same configuration in QPSK or when the reported SAR for the QPSK configuration is > 1.45 W/kg.



Unless otherwise agreed in writing, this document is issued by the Company subject to its General Conditions of Service printed overleaf, available on request or accessible at <http://www.sgs.com/en/Terms-and-Conditions.aspx> and, for electronic format documents, subject to Terms and Conditions for Electronic Documents at <http://www.sgs.com/en/Terms-and-Conditions/Terms-e-Documents.aspx>. Attention is drawn to the limitation of liability, indemnification and jurisdiction issues defined therein. Any holder of this document is advised that information contained hereon reflects the Company's findings at the time of its intervention only and within the limits of Client's instructions, if any. The Company's sole responsibility is to its Client and this document does not exonerate parties to a transaction from exercising all their rights and obligations under the transaction documents. This document cannot be reproduced except in full, without prior written approval of the Company. Any unauthorized alteration, forgery or falsification of the content or appearance of this document is unlawful and offenders may be prosecuted to the fullest extent of the law. Unless otherwise stated the results shown in this test report refer only to the sample(s) tested and such sample(s) are retained for 30 days only.

Attention: To check the authenticity of testing/inspection report & certificate, please contact us at telephone: (86-755) 8307 1443, or email: CN.Doccheck@sgs.com
 South of No. 6 Plant, No. 1, Runsheng Road, Suzhou Industrial Park, Suzhou Area, China (Jiangsu) Pilot Free Trade Zone 215000 t (86-512) 62992980 www.sgs.com.cn
 中国·苏州·中国(江苏)自由贸易试验区苏州片区苏州工业园区润胜路1号的6号厂房南楼 邮编: 215000 t (86-512) 62992980 sgs.china@sgs.com

E) Other channel bandwidth standalone SAR test requirements

For the other channel bandwidths used by the device in a frequency band, apply all the procedures required for the largest channel bandwidth in section A) to determine the channels and RB configurations that need SAR testing and only measure SAR when the highest maximum output power of a configuration requiring testing in the smaller channel bandwidth is $> \frac{1}{2}$ dB higher than the equivalent channel configurations in the largest channel bandwidth configuration or the reported SAR of a configuration for the largest channel bandwidth is > 1.45 W/kg.



Unless otherwise agreed in writing, this document is issued by the Company subject to its General Conditions of Service printed overleaf, available on request or accessible at <http://www.sgs.com/en/Terms-and-Conditions.aspx> and, for electronic format documents, subject to Terms and Conditions for Electronic Documents at <http://www.sgs.com/en/Terms-and-Conditions/Terms-e-Documents.aspx>. Attention is drawn to the limitation of liability, indemnification and jurisdiction issues defined therein. Any holder of this document is advised that information contained hereon reflects the Company's findings at the time of its intervention only and within the limits of Client's instructions, if any. The Company's sole responsibility is to its Client and this document does not exonerate parties to a transaction from exercising all their rights and obligations under the transaction documents. This document cannot be reproduced except in full, without prior written approval of the Company. Any unauthorized alteration, forgery or falsification of the content or appearance of this document is unlawful and offenders may be prosecuted to the fullest extent of the law. Unless otherwise stated the results shown in this test report refer only to the sample(s) tested and such sample(s) are retained for 30 days only.
Attention: To check the authenticity of testing/inspection report & certificate, please contact us at telephone: (86-755) 8307 1443, or email: CN.Doccheck@sgs.com

South of No. 6 Plant, No. 1, Runsheng Road, Suzhou Industrial Park, Suzhou Area, China (Jiangsu) Pilot Free Trade Zone 215000
中国·苏州·中国(江苏)自由贸易试验区苏州片区苏州工业园区湖胜路1号的6号厂房南面 邮编: 215000

t (86-512) 62992980 www.sgs.com.cn
t (86-512) 62992980 sgs.china@sgs.com

8 Test Result

8.1 Measurement of RF conducted Power

8.1.1 Conducted Power of GSM

GSM 850										
Burst Output Power(dBm)				Tune up	Division Factors	Frame-Average Output Power(dBm)			Tune up	
Channel		128	190			251	128	190		251
GSM(GM SK)	GSM	32.91	33.02	32.85	33.80	-9.19	23.72	23.83	23.66	24.61
GPRS/EG PRS (GMSK)	1 TX Slot	33.11	33.01	32.98	33.80	-9.19	23.92	23.82	23.79	24.61
	2 TX Slots	30.69	30.76	30.76	30.80	-6.18	24.51	24.58	24.58	24.62
	3 TX Slots	28.78	28.79	28.81	29.00	-4.42	24.36	24.37	24.39	24.58
	4 TX Slots	26.52	26.56	26.52	27.80	-3.17	23.35	23.39	23.35	24.63
EGPRS(8 PSK)	1 TX Slot	27.37	27.46	27.49	27.80	-9.19	18.18	18.27	18.3	18.61
	2 TX Slots	27.37	27.34	27.31	27.80	-6.18	21.19	21.16	21.13	21.62
	3 TX Slots	27.65	27.66	27.61	27.80	-4.42	23.23	23.24	23.19	23.38
	4 TX Slots	25.68	25.65	25.65	26.00	-3.17	22.51	22.48	22.48	22.83
Power with Spot Check										
Channel				Tune up	Division Factors	Frame-Average Output Power(dBm)			Tune up	
Channel		128	190			251	128	190		251
GSM(GM SK)	GSM	/	32.88	/	33.8	-9.19	/	23.69	/	24.61
GPRS/EG PRS (GMSK)	4 TX Slots	/	26.46	/	27.80	-3.17	/	23.29	/	24.63
GSM 1900										
Burst Output Power(dBm)				Tune up	Division Factors	Frame-Average Output Power(dBm)			Tune up	
Channel		512	661			810	512	661		810
GSM(GM SK)	GSM	28.81	28.86	28.84	30.80	-9.19	19.62	19.67	19.65	21.61
GPRS/EG PRS (GMSK)	1 TX Slot	28.82	28.87	28.88	30.80	-9.19	19.63	19.68	19.69	21.61
	2 TX Slots	27.51	27.55	27.53	27.80	-6.18	21.33	21.37	21.35	21.62
	3 TX Slots	25.98	25.96	25.99	26.50	-4.42	21.56	21.54	21.57	22.08
	4 TX Slots	23.92	23.94	24.03	24.80	-3.17	20.75	20.77	20.86	21.63
EGPRS(8 PSK)	1 TX Slot	25.28	25.25	25.21	26.80	-9.19	16.09	16.06	16.02	17.61
	2 TX Slots	25.07	25.04	25.02	26.80	-6.18	18.89	18.86	18.84	20.62
	3 TX Slots	24.39	24.36	24.35	24.80	-4.42	19.97	19.94	19.93	20.38
	4 TX Slots	21.34	21.44	21.44	22.80	-3.17	18.17	18.27	18.27	19.63
Power with Spot Check										
Burst Output Power(dBm)							Burst Output Power(dBm)			



Unless otherwise agreed in writing, this document is issued by the Company subject to its General Conditions of Service printed overleaf, available on request or accessible at <http://www.sgs.com/en/Terms-and-Conditions.aspx> and, for electronic format documents, subject to Terms and Conditions for Electronic Documents at <http://www.sgs.com/en/Terms-and-Conditions/Terms-e-Documents.aspx>. Attention is drawn to the limitation of liability, indemnification and jurisdiction issues defined therein. Any holder of this document is advised that information contained hereon reflects the Company's findings at the time of its intervention only and within the limits of Client's instructions, if any. The Company's sole responsibility is to its Client and this document does not exonerate parties to a transaction from exercising all their rights and obligations under the transaction documents. This document cannot be reproduced except in full, without prior written approval of the Company. Any unauthorized alteration, forgery or falsification of the content or appearance of this document is unlawful and offenders may be prosecuted to the fullest extent of the law. Unless otherwise stated the results shown in this test report refer only to the sample(s) tested and such sample(s) are retained for 30 days only.

Attention: To check the authenticity of testing /inspection report & certificate, please contact us at telephone: (86-755) 8307 1443, or email: CN.Doccheck@sgs.com
South of No. 6 Plant, No. 1, Runsheng Road, Suzhou Industrial Park, Suzhou Area, China (Jiangsu) Pilot Free Trade Zone 215000 t (86-512) 62992980 www.sgsgroup.com.cn
中国·苏州·中国(江苏)自由贸易试验区苏州片区苏州工业园区湖胜路1号的6号厂房南楼 邮编: 215000 t (86-512) 62992980 sgs.china@sgs.com

Channel		Chan nel	Chan nel	Chan nel	Burst Output Power(dBm)	Burst Output Power(dBm)	Chann el	Chann el	Chann el	Burst Output Power(dBm)
GSM(GM SK)	GSM	/	29.07	/	30.80	-9.19	/	19.91	/	21.61
GPRS/EG PRS (GMSK)	3 TX Slots	24.93	24.93	24.93	26.50	-4.42	20.51	20.51	20.51	22.08

Note:

1) . CMW500 measures GSM peak and average output power for active timeslots. For SAR the time based average power is relevant. The difference in between depends on the duty cycle of the TDMA signal:

No. of timeslots	1	2	3	4
Duty Cycle	1:8.3	1:4.15	1:2.77	1:2.075
Time based avg. power compared to slotted avg. power	-9.19	-6.18	-4.42	-3.17

- 2) . The frame-averaged power is linearly proportion to the slot number configured and it is linearly scaled the maximum burst-averaged power based on time slots. The calculated method is shown as below:
 Frame-averaged power = 10 x log (Burst-averaged power mW x Slot used / 8
- 3) . When the maximum output power variation across the required test channels is > ½ dB, instead of the middle channel, the highest output power channel must be used



Unless otherwise agreed in writing, this document is issued by the Company subject to its General Conditions of Service printed overleaf, available on request or accessible at <http://www.sgs.com/en/Terms-and-Conditions.aspx> and, for electronic format documents, subject to Terms and Conditions for Electronic Documents at <http://www.sgs.com/en/Terms-and-Conditions/Terms-e-Documents.aspx>. Attention is drawn to the limitation of liability, indemnification and jurisdiction issues defined therein. Any holder of this document is advised that information contained hereon reflects the Company's findings at the time of its intervention only and within the limits of Client's instructions, if any. The Company's sole responsibility is to its Client and this document does not exonerate parties to a transaction from exercising all their rights and obligations under the transaction documents. This document cannot be reproduced except in full, without prior written approval of the Company. Any unauthorized alteration, forgery or falsification of the content or appearance of this document is unlawful and offenders may be prosecuted to the fullest extent of the law. Unless otherwise stated the results shown in this test report refer only to the sample(s) tested and such sample(s) are retained for 30 days only.

Attention: To check the authenticity of testing /inspection report & certificate, please contact us at telephone: (86-755) 8307 1443, or email: CN.Doccheck@sgs.com

8.1.2 Conducted Power of WCDMA

WCDMA Band II Sensor off					
Average Conducted Power(dBm)					
Channel		9262	9400	9538	Tune up
WCDMA	12.2kbps RMC	24.37	24.45	24.46	24.80
	12.2kbps AMR	24.30	24.32	24.40	24.80
HSDPA	Subtest 1	23.78	23.59	23.27	23.80
	Subtest 2	23.38	23.22	23.26	23.80
	Subtest 3	23.09	23.07	22.87	23.30
	Subtest 4	23.21	23.04	22.57	23.30
HSUPA	Subtest 1	21.95	22.03	21.96	23.80
	Subtest 2	21.52	21.41	21.26	21.80
	Subtest 3	21.50	21.38	21.28	22.80
	Subtest 4	21.54	21.71	21.32	21.80
	Subtest 5	23.70	23.60	23.20	23.80
DC-HSDPA	Subtest 1	23.21	23.01	22.80	23.30
	Subtest 2	22.90	22.63	22.67	23.30
	Subtest 3	22.60	22.50	22.37	22.80
	Subtest 4	22.68	22.59	22.03	22.80
Power With Spot Check					
Channel		9262	9400	9538	Tune up
WCDMA	12.2kbps RMC	/	23.51	/	24.80
WCDMA Band II Sensor on					
Average Conducted Power(dBm)					
Channel		9262	9400	9538	Tune up
WCDMA	12.2kbps RMC	22.39	22.28	22.47	22.80
	12.2kbps AMR	22.30	22.13	22.21	22.80
HSDPA	Subtest 1	21.49	21.33	21.29	21.80
	Subtest 2	21.17	21.03	20.97	21.80
	Subtest 3	21.05	21.23	21.11	21.30
	Subtest 4	21.02	20.87	20.77	21.30
HSUPA	Subtest 1	20.01	19.97	20.03	21.80
	Subtest 2	19.72	19.32	19.30	19.80
	Subtest 3	19.65	19.26	18.92	20.80
	Subtest 4	19.62	19.33	19.00	19.80
	Subtest 5	21.50	21.40	21.30	21.80
DC-HSDPA	Subtest 1	21.04	20.76	20.76	21.30
	Subtest 2	20.64	20.51	20.40	21.30
	Subtest 3	20.58	20.77	20.63	20.80
	Subtest 4	20.48	20.34	20.31	20.80



Unless otherwise agreed in writing, this document is issued by the Company subject to its General Conditions of Service printed overleaf, available on request or accessible at <http://www.sgs.com/en/Terms-and-Conditions.aspx> and, for electronic format documents, subject to Terms and Conditions for Electronic Documents at <http://www.sgs.com/en/Terms-and-Conditions/Terms-e-Documents.aspx>. Attention is drawn to the limitation of liability, indemnification and jurisdiction issues defined therein. Any holder of this document is advised that information contained hereon reflects the Company's findings at the time of its intervention only and within the limits of Client's instructions, if any. The Company's sole responsibility is to its Client and this document does not exonerate parties to a transaction from exercising all their rights and obligations under the transaction documents. This document cannot be reproduced except in full, without prior written approval of the Company. Any unauthorized alteration, forgery or falsification of the content or appearance of this document is unlawful and offenders may be prosecuted to the fullest extent of the law. Unless otherwise stated the results shown in this test report refer only to the sample(s) tested and such sample(s) are retained for 30 days only.

Attention: To check the authenticity of testing/inspection report & certificate, please contact us at telephone: (86-755) 8307 1443, or email: CN.Doccheck@sgs.com

South of No. 6 Plant, No. 1, Runsheng Road, Suzhou Industrial Park, Suzhou Area, China (Jiangsu) Pilot Free Trade Zone 215000 t (86-512) 62992980 www.sgs.com.cn
中国·苏州·中国(江苏)自由贸易试验区苏州片区苏州工业园区润胜路1号的6号厂房南楼 邮编: 215000 t (86-512) 62992980 sgs.china@sgs.com

Power With Spot Check					
Channel		9262	9400	9538	Tune up
WCDMA	12.2kbps RMC	/	22.13	22.61	22.80
WCDMA Band IV Sensor off					
Average Conducted Power(dBm)					
Channel		1312	1412	1513	Tune up
WCDMA	12.2kbps RMC	24.32	24.43	24.33	24.80
	12.2kbps AMR	24.10	24.25	24.15	24.80
HSDPA	Subtest 1	22.75	22.66	22.71	23.80
	Subtest 2	22.71	22.51	22.62	23.80
	Subtest 3	22.66	22.49	22.57	23.30
	Subtest 4	22.70	22.62	22.57	23.30
HSUPA	Subtest 1	22.01	21.95	21.93	23.80
	Subtest 2	20.58	20.48	20.44	21.80
	Subtest 3	21.04	20.91	21.11	22.80
	Subtest 4	20.11	20.73	20.48	21.80
	Subtest 5	22.70	22.60	22.40	23.80
DC-HSDPA	Subtest 1	22.18	22.20	21.95	23.30
	Subtest 2	22.04	22.13	21.86	23.30
	Subtest 3	22.11	22.09	21.90	22.80
	Subtest 4	22.16	22.01	21.93	22.80
Power With Spot Check					
Channel		1312	1412	1513	Tune up
WCDMA	12.2kbps RMC	/	24.03	/	24.80
WCDMA Band IV Sensor on					
Average Conducted Power(dBm)					
Channel		1312	1412	1513	Tune up
WCDMA	12.2kbps RMC	22.34	22.43	22.47	22.80
	12.2kbps AMR	22.23	22.30	22.34	22.80
HSDPA	Subtest 1	20.69	20.53	20.49	21.80
	Subtest 2	20.64	20.50	20.48	21.80
	Subtest 3	20.62	20.46	20.38	21.30
	Subtest 4	20.63	20.42	20.39	21.30
HSUPA	Subtest 1	19.95	20.03	19.91	21.80
	Subtest 2	18.52	18.58	18.42	19.80
	Subtest 3	18.95	18.88	19.03	20.80
	Subtest 4	17.99	18.58	18.41	19.80
	Subtest 5	20.70	20.60	20.60	21.80
DC-HSDPA	Subtest 1	19.93	19.89	19.94	21.30
	Subtest 2	19.89	19.81	19.88	21.30
	Subtest 3	19.86	19.73	19.90	20.80
	Subtest 4	19.91	19.85	19.72	20.80
Power With Spot Check					
Channel		1312	1412	1513	Tune up



Unless otherwise agreed in writing, this document is issued by the Company subject to its General Conditions of Service printed overleaf, available on request or accessible at <http://www.sgs.com/en/Terms-and-Conditions.aspx> and, for electronic format documents, subject to Terms and Conditions for Electronic Documents at <http://www.sgs.com/en/Terms-and-Conditions/Terms-e-Documents.aspx>. Attention is drawn to the limitation of liability, indemnification and jurisdiction issues defined therein. Any holder of this document is advised that information contained hereon reflects the Company's findings at the time of its intervention only and within the limits of Client's instructions, if any. The Company's sole responsibility is to its Client and this document does not exonerate parties to a transaction from exercising all their rights and obligations under the transaction documents. This document cannot be reproduced except in full, without prior written approval of the Company. Any unauthorized alteration, forgery or falsification of the content or appearance of this document is unlawful and offenders may be prosecuted to the fullest extent of the law. Unless otherwise stated the results shown in this test report refer only to the sample(s) tested and such sample(s) are retained for 30 days only.

Attention: To check the authenticity of testing / inspection report & certificate, please contact us at telephone: (86-755) 8307 1443, or email: CN.Doccheck@sgs.com

WCDMA	12.2kbps RMC	/	21.93	/	22.80
WCDMA Band V					
Average Conducted Power(dBm)					
Channel		4132	4182	4233	Tune up
WCDMA	12.2kbps RMC	23.87	23.86	23.76	24.80
	12.2kbps AMR	23.54	23.68	23.74	24.80
HSDPA	Subtest 1	23.04	23.00	22.89	24.30
	Subtest 2	22.70	22.69	22.59	24.30
	Subtest 3	22.18	22.18	22.42	23.80
	Subtest 4	22.08	22.08	22.27	23.80
HSUPA	Subtest 1	22.13	22.15	22.18	24.30
	Subtest 2	22.17	21.66	22.21	22.30
	Subtest 3	22.42	21.59	22.38	23.30
	Subtest 4	21.93	21.38	22.36	22.30
	Subtest 5	23.38	23.25	23.67	24.30
DC-HSDPA	Subtest 1	23.04	23.03	22.97	23.80
	Subtest 2	22.71	22.77	22.55	23.80
	Subtest 3	22.20	22.13	22.40	23.30
	Subtest 4	22.12	22.03	22.32	23.30
Power With Spot Check					
Channel		4132	4182	4233	Tune up
WCDMA	12.2kbps RMC	/	23.95	/	24.80

Note:

1) when the maximum output power variation across the required test channels is > ½ dB, instead of the middle channel, the highest output power channel must be used.



SGS-CSTC Standards Technical Services (Suzhou) Co., Ltd.
Wireless Laboratory

Unless otherwise agreed in writing, this document is issued by the Company subject to its General Conditions of Service printed overleaf, available on request or accessible at <http://www.sgs.com/en/Terms-and-Conditions.aspx> and, for electronic format documents, subject to Terms and Conditions for Electronic Documents at <http://www.sgs.com/en/Terms-and-Conditions/Terms-e-Documents.aspx>. Attention is drawn to the limitation of liability, indemnification and jurisdiction issues defined therein. Any holder of this document is advised that information contained hereon reflects the Company's findings at the time of its intervention only and within the limits of Client's instructions, if any. The Company's sole responsibility is to its Client and this document does not exonerate parties to a transaction from exercising all their rights and obligations under the transaction documents. This document cannot be reproduced except in full, without prior written approval of the Company. Any unauthorized alteration, forgery or falsification of the content or appearance of this document is unlawful and offenders may be prosecuted to the fullest extent of the law. Unless otherwise stated the results shown in this test report refer only to the sample(s) tested and such sample(s) are retained for 30 days only.
Attention: To check the authenticity of testing/inspection report & certificate, please contact us at telephone: (86-755) 8307 1443, or email: CN.Doccheck@sgs.com

South of No. 6 Plant, No. 1, Runsheng Road, Suzhou Industrial Park, Suzhou Area, China (Jiangsu) Pilot Free Trade Zone 215000
中国·苏州·中国(江苏)自由贸易试验区苏州片区苏州工业园区湖胜路1号的6号厂房南楼 邮编: 215000

t (86-512) 62992980 www.sgs.com.cn
t (86-512) 62992980 sgs.china@sgs.com

8.1.3 Conducted Power of LTE

LTE Band 2 Sensor off				Conducted Power(dBm)				
Bandwidth	Modulation	RB size	RB offset	Channel	Channel	Channel	Tune up	
				18607	18900	19193		
1.4MHz	QPSK	1	0	22.60	22.42	22.62	23.30	
		1	2	22.65	22.42	22.71	23.30	
		1	5	22.65	22.44	22.68	23.30	
		3	0	22.72	22.47	22.73	23.30	
		3	2	22.77	22.51	22.75	23.30	
		3	3	22.69	22.56	22.78	23.30	
	16QAM	6	0	21.69	21.46	21.65	22.30	
		1	0	22.29	21.33	22.11	22.30	
		1	2	21.34	21.40	22.14	22.30	
		1	5	22.22	21.30	22.25	22.30	
		3	0	22.04	21.44	22.00	22.30	
		3	2	22.06	21.46	22.02	22.30	
	64QAM	3	3	21.93	21.39	21.91	22.30	
		6	0	20.55	20.42	20.49	21.30	
		1	0	20.77	20.86	20.85	21.30	
		1	2	20.93	20.83	20.77	21.30	
		1	5	20.69	20.79	20.70	21.30	
		3	0	20.89	20.97	20.93	21.30	
	3MHz	QPSK	3	2	20.76	20.83	20.83	21.30
			3	3	20.83	20.85	20.75	21.30
			6	0	19.96	20.01	20.01	21.30
			1	0	22.74	22.56	22.68	23.30
			1	7	22.62	22.64	22.60	23.30
			1	14	22.59	22.54	22.81	23.30
16QAM		8	0	21.66	21.51	21.79	22.30	
		8	4	21.78	21.55	21.78	22.30	
		8	7	21.80	21.53	21.84	22.30	
		15	0	21.89	21.77	21.75	22.30	
		1	0	21.93	21.77	21.97	22.30	
		1	7	21.79	21.74	21.90	22.30	
64QAM	1	14	21.92	21.84	22.03	22.30		
	8	0	20.92	20.78	20.79	21.30		
	8	4	20.83	20.71	20.76	21.30		
	8	7	20.85	20.63	20.86	21.30		
	15	0	20.77	20.77	20.78	21.30		
	1	0	20.82	20.67	20.59	21.30		
64QAM	1	7	20.84	20.71	20.77	21.30		
	1	14	20.72	20.71	20.49	21.30		
	8	0	20.33	20.29	20.29	21.30		
	8	4	20.30	20.25	20.20	21.30		
	8	7	20.40	20.33	20.18	21.30		
	15	0	20.31	20.33	20.49	21.30		



Unless otherwise agreed in writing, this document is issued by the Company subject to its General Conditions of Service printed overleaf, available on request or accessible at <http://www.sgs.com/en/Terms-and-Conditions.aspx> and, for electronic format documents, subject to Terms and Conditions for Electronic Documents at <http://www.sgs.com/en/Terms-and-Conditions/Terms-e-Documents.aspx>. Attention is drawn to the limitation of liability, indemnification and jurisdiction issues defined therein. Any holder of this document is advised that information contained hereon reflects the Company's findings at the time of its intervention only and within the limits of Client's instructions, if any. The Company's sole responsibility is to its Client and this document does not exonerate parties to a transaction from exercising all their rights and obligations under the transaction documents. This document cannot be reproduced except in full, without prior written approval of the Company. Any unauthorized alteration, forgery or falsification of the content or appearance of this document is unlawful and offenders may be prosecuted to the fullest extent of the law. Unless otherwise stated the results shown in this test report refer only to the sample(s) tested and such sample(s) are retained for 30 days only.

Attention: To check the authenticity of testing /inspection report & certificate, please contact us at telephone: (86-755) 8307 1443, or email: CN.Doccheck@sgs.com

South of No. 6 Plant, No. 1, Runsheng Road, Suzhou Industrial Park, Suzhou Area, China (Jiangsu) Pilot Free Trade Zone 215000 t (86-512) 62992980 www.sgs.com.cn
中国·苏州·中国(江苏)自由贸易试验区苏州片区苏州工业园区湖胜路1号的6号厂房南座 邮编: 215000 t (86-512) 62992980 sgs.china@sgs.com

Bandwidth	Modulation	RB size	RB offset	Channel	Channel	Channel	Tune up	
				18625	18900	19175		
5MHz	QPSK	1	0	22.91	22.64	22.65	23.30	
		1	13	22.67	22.55	22.67	23.30	
		1	24	22.71	22.49	22.69	23.30	
		12	0	21.75	21.48	21.69	22.30	
		12	6	21.77	21.60	21.77	22.30	
		12	13	21.79	21.71	21.67	22.30	
	16QAM	25	0	21.85	21.69	21.87	22.30	
		1	0	21.94	21.80	21.83	22.30	
		1	13	21.89	21.61	21.89	22.30	
		1	24	21.99	21.89	22.05	22.30	
		12	0	20.85	20.74	20.78	21.30	
		12	6	20.84	20.74	20.80	21.30	
	64QAM	12	13	20.84	20.61	20.81	21.30	
		25	0	20.71	20.63	20.75	21.30	
		1	0	20.68	20.74	20.73	21.30	
		1	13	20.70	20.58	20.73	21.30	
		1	24	20.65	20.64	20.60	21.30	
		12	0	20.35	20.44	20.18	21.30	
	10MHz	QPSK	12	6	20.29	20.40	20.19	21.30
			12	13	20.37	20.39	20.35	21.30
			25	0	20.36	20.44	20.33	21.30
			1	0	22.84	22.54	22.60	23.30
			1	25	22.64	22.54	22.65	23.30
			1	49	22.63	22.59	22.75	23.30
16QAM		25	0	21.72	21.56	21.75	22.30	
		25	13	21.69	21.55	21.70	22.30	
		25	25	21.73	21.63	21.77	22.30	
		50	0	21.82	21.67	21.80	22.30	
		1	0	21.90	21.72	21.98	22.30	
		1	25	21.87	21.63	21.81	22.30	
64QAM	1	49	21.86	21.86	22.01	22.30		
	25	0	20.82	20.69	20.74	21.30		
	25	13	20.85	20.65	20.79	21.30		
	25	25	20.78	20.67	20.83	21.30		
	50	0	20.81	20.73	20.85	21.30		
	1	0	20.78	20.76	20.56	21.30		
10MHz	64QAM	1	25	20.79	20.70	20.64	21.30	
		1	49	20.60	20.58	20.60	21.30	
		25	0	20.50	20.34	20.15	21.30	
		25	13	20.39	20.32	20.17	21.30	
		25	25	20.23	20.32	20.37	21.30	
		50	0	20.18	20.41	20.31	21.30	



Unless otherwise agreed in writing, this document is issued by the Company subject to its General Conditions of Service printed overleaf, available on request or accessible at <http://www.sgs.com/en/Terms-and-Conditions.aspx> and, for electronic format documents, subject to Terms and Conditions for Electronic Documents at <http://www.sgs.com/en/Terms-and-Conditions/Terms-e-Documents.aspx>. Attention is drawn to the limitation of liability, indemnification and jurisdiction issues defined therein. Any holder of this document is advised that information contained hereon reflects the Company's findings at the time of its intervention only and within the limits of Client's instructions, if any. The Company's sole responsibility is to its Client and this document does not exonerate parties to a transaction from exercising all their rights and obligations under the transaction documents. This document cannot be reproduced except in full, without prior written approval of the Company. Any unauthorized alteration, forgery or falsification of the content or appearance of this document is unlawful and offenders may be prosecuted to the fullest extent of the law. Unless otherwise stated the results shown in this test report refer only to the sample(s) tested and such sample(s) are retained for 30 days only.

Attention: To check the authenticity of testing /inspection report & certificate, please contact us at telephone: (86-755) 8307 1443, or email: CN.Doccheck@sgs.com

South of No. 6 Plant, No. 1, Runsheng Road, Suzhou Industrial Park, Suzhou Area, China (Jiangsu) Pilot Free Trade Zone 215000 t (86-512) 62992980 www.sgs.com.cn
中国·苏州·中国(江苏)自由贸易试验区苏州片区苏州工业园区润胜路1号的6号厂房南座 邮编: 215000 t (86-512) 62992980 sgs.china@sgs.com

Bandwidth	Modulation	RB size	RB offset	Channel	Channel	Channel	Tune up	
				18675	18900	19125		
15MHz	QPSK	1	0	22.84	22.46	22.66	23.30	
		1	38	22.62	22.63	22.57	23.30	
		1	74	22.66	22.61	22.72	23.30	
		36	0	21.72	21.64	21.84	22.30	
		36	18	21.63	21.56	21.61	22.30	
		36	39	21.67	21.61	21.68	22.30	
	16QAM	75	0	21.85	21.63	21.89	22.30	
		1	0	21.96	21.84	21.91	22.30	
		1	38	21.78	21.80	21.85	22.30	
		1	74	21.97	21.76	21.93	22.30	
		36	0	20.89	20.60	20.83	21.30	
		36	18	20.84	20.74	20.88	21.30	
	64QAM	36	39	20.86	20.74	20.92	21.30	
		75	0	20.89	20.63	20.83	21.30	
		1	0	20.70	20.85	20.73	21.30	
		1	38	20.80	20.73	20.77	21.30	
		1	74	20.60	20.64	20.64	21.30	
		36	0	20.50	20.33	20.15	21.30	
	20MHz	QPSK	36	18	20.27	20.41	20.18	21.30
			36	39	20.30	20.42	20.30	21.30
			75	0	20.24	20.39	20.29	21.30
1			0	22.82	22.86	22.54	23.30	
1			50	22.63	22.59	22.69	23.30	
1			99	22.61	22.59	22.66	23.30	
16QAM		50	0	21.72	21.76	21.67	22.30	
		50	25	21.75	21.62	21.63	22.30	
		50	50	21.69	21.53	21.70	22.30	
		100	0	21.90	21.69	21.90	22.30	
		1	0	21.93	21.69	21.97	22.30	
		1	50	21.76	21.78	21.87	22.30	
64QAM		1	99	21.91	21.73	21.97	22.30	
		50	0	20.77	20.71	20.81	21.30	
		50	25	20.85	20.57	20.85	21.30	
		50	50	20.71	20.64	20.78	21.30	
		100	0	20.88	20.80	20.84	21.30	
		1	0	20.77	20.76	20.66	21.30	
Power With Spot Check								
Bandwidth		Modulation	RB size	RB offset	Channel	Channel	Channel	Tune up
					18700	18900	19100	
20MHz	QPSK	1	0	/	21.87	/	23.30	



Unless otherwise agreed in writing, this document is issued by the Company subject to its General Conditions of Service printed overleaf, available on request or accessible at <http://www.sgs.com/en/Terms-and-Conditions.aspx> and, for electronic format documents, subject to Terms and Conditions for Electronic Documents at <http://www.sgs.com/en/Terms-and-Conditions/Terms-e-Document.aspx>. Attention is drawn to the limitation of liability, indemnification and jurisdiction issues defined therein. Any holder of this document is advised that information contained hereon reflects the Company's findings at the time of its intervention only and within the limits of Client's instructions, if any. The Company's sole responsibility is to its Client and this document does not exonerate parties to a transaction from exercising all their rights and obligations under the transaction documents. This document cannot be reproduced except in full, without prior written approval of the Company. Any unauthorized alteration, forgery or falsification of the content or appearance of this document is unlawful and offenders may be prosecuted to the fullest extent of the law. Unless otherwise stated the results shown in this test report refer only to the sample(s) tested and such sample(s) are retained for 30 days only.

Attention: To check the authenticity of testing /inspection report & certificate, please contact us at telephone: (86-755) 8307 1443, or email: CN.Doccheck@sgs.com

South of No. 6 Plant, No. 1, Runsheng Road, Suzhou Industrial Park, Suzhou Area, China (Jiangsu) Pilot Free Trade Zone 215000 t (86-512) 62992980 www.sgs.com.cn
中国·苏州·中国 (江苏) 自由贸易试验区苏州片区苏州工业园区湖胜路1号的6号厂房南座 邮编: 215000 t (86-512) 62992980 sgs.china@sgs.com

LTE Band 2 Sensor on				Conducted Power(dBm)				
Bandwidth	Modulation	RB size	RB offset	Channel	Channel	Channel	Tune up	
				18607	18900	19193		
1.4MHz	QPSK	1	0	20.73	20.42	20.56	21.30	
		1	2	20.70	20.47	20.58	21.30	
		1	5	20.69	20.38	20.51	21.30	
		3	0	20.69	20.53	20.65	21.30	
		3	2	20.71	20.57	20.68	21.30	
		3	3	20.79	20.51	20.72	21.30	
	16QAM	6	0	19.76	19.41	19.65	20.30	
		1	0	20.10	20.17	20.16	20.30	
		1	2	20.09	20.23	20.20	20.30	
		1	5	20.03	20.15	20.16	20.30	
		3	0	19.97	19.38	19.84	20.30	
		3	2	19.97	19.32	19.89	20.30	
		3	3	19.99	19.34	19.82	20.30	
		6	0	19.87	19.65	19.14	20.30	
		64QAM	1	0	19.18	19.16	19.04	20.30
			1	2	19.15	19.00	19.00	20.30
			1	5	19.09	19.03	19.05	20.30
			3	0	19.24	19.17	19.05	20.30
	3		2	18.92	19.10	19.12	20.30	
	3		3	19.12	19.14	19.10	20.30	
	6	0	19.44	19.32	19.36	20.30		
	Bandwidth	Modulation	RB size	RB offset	Channel	Channel	Channel	Tune up
					18615	18900	19185	
	3MHz	QPSK	1	0	20.70	20.72	20.57	21.30
1			7	20.69	20.60	20.82	21.30	
1			14	20.60	20.57	20.87	21.30	
8			0	19.67	19.66	19.73	20.30	
8			4	19.61	19.50	19.57	20.30	
8			7	19.67	19.46	19.77	20.30	
15			0	19.57	19.55	19.70	20.30	
16QAM		1	0	20.06	20.20	20.06	20.30	
		1	7	20.25	20.07	20.04	20.30	
		1	14	20.06	20.16	20.10	20.30	
		8	0	19.98	19.64	19.91	20.30	
		8	4	20.02	19.88	19.92	20.30	
		8	7	20.20	19.90	19.79	20.30	
		15	0	20.20	19.85	19.81	20.30	
64QAM		1	0	19.21	19.05	19.07	20.30	
		1	7	19.08	19.15	19.12	20.30	
		1	14	19.09	19.00	19.19	20.30	
		8	0	19.29	19.20	19.11	20.30	
		8	4	18.95	19.03	19.21	20.30	
		8	7	19.16	19.02	19.21	20.30	
		15	0	19.44	19.29	19.42	20.30	



Unless otherwise agreed in writing, this document is issued by the Company subject to its General Conditions of Service printed overleaf, available on request or accessible at <http://www.sgs.com/en/Terms-and-Conditions.aspx> and, for electronic format documents, subject to Terms and Conditions for Electronic Documents at <http://www.sgs.com/en/Terms-and-Conditions/Terms-e-Documents.aspx>. Attention is drawn to the limitation of liability, indemnification and jurisdiction issues defined therein. Any holder of this document is advised that information contained hereon reflects the Company's findings at the time of its intervention only and within the limits of Client's instructions, if any. The Company's sole responsibility is to its Client and this document does not exonerate parties to a transaction from exercising all their rights and obligations under the transaction documents. This document cannot be reproduced except in full, without prior written approval of the Company. Any unauthorized alteration, forgery or falsification of the content or appearance of this document is unlawful and offenders may be prosecuted to the fullest extent of the law. Unless otherwise stated the results shown in this test report refer only to the sample(s) tested and such sample(s) are retained for 30 days only.

Attention: To check the authenticity of testing /inspection report & certificate, please contact us at telephone: (86-755) 8307 1443, or email: CN.Doccheck@sgs.com

South of No. 6 Plant, No. 1, Runsheng Road, Suzhou Industrial Park, Suzhou Area, China (Jiangsu) Pilot Free Trade Zone 215000 t (86-512) 62992980 www.sgs.com.cn
中国·苏州·中国(江苏)自由贸易试验区苏州片区苏州工业园区润胜路1号的6号厂房南楼 邮编: 215000 t (86-512) 62992980 sgs.china@sgs.com

Bandwidth	Modulation	RB size	RB offset	Channel	Channel	Channel	Tune up	
				18625	18900	19175		
5MHz	QPSK	1	0	20.60	20.54	20.72	21.30	
		1	13	20.65	20.63	20.77	21.30	
		1	24	20.44	20.67	20.82	21.30	
		12	0	19.77	19.56	19.57	20.30	
		12	6	19.76	19.58	19.61	20.30	
		12	13	19.71	19.56	19.80	20.30	
		25	0	19.67	19.49	19.65	20.30	
	16QAM	1	0	20.06	20.14	19.94	20.30	
		1	13	20.06	20.20	20.10	20.30	
		1	24	20.16	20.19	20.25	20.30	
		12	0	19.93	19.64	19.97	20.30	
		12	6	20.05	19.79	19.93	20.30	
		12	13	20.27	20.02	19.69	20.30	
		25	0	20.17	19.80	19.90	20.30	
	64QAM	1	0	19.16	19.06	19.00	20.30	
		1	13	19.15	18.99	19.19	20.30	
		1	24	19.07	19.07	19.11	20.30	
		12	0	19.18	19.12	18.99	20.30	
		12	6	19.09	19.11	19.17	20.30	
		12	13	19.22	19.07	19.11	20.30	
		25	0	19.39	19.25	19.42	20.30	
	Bandwidth	Modulation	RB size	RB offset	Channel	Channel	Channel	Tune up
					18650	18900	19150	
	10MHz	QPSK	1	0	20.63	20.58	20.66	21.30
1			25	20.56	20.65	20.66	21.30	
1			49	20.44	20.62	20.88	21.30	
25			0	19.73	19.54	19.60	20.30	
25			13	19.70	19.52	19.63	20.30	
25			25	19.62	19.42	19.63	20.30	
50			0	19.72	19.56	19.60	20.30	
16QAM		1	0	20.07	20.15	19.99	20.30	
		1	25	20.28	20.18	20.03	20.30	
		1	49	20.16	20.23	20.09	20.30	
		25	0	20.02	19.70	20.07	20.30	
		25	13	20.11	19.81	19.85	20.30	
		25	25	20.29	19.93	19.77	20.30	
		50	0	20.09	19.75	19.80	20.30	
64QAM		1	0	19.10	19.08	19.12	20.30	
		1	25	19.20	19.01	19.04	20.30	
		1	49	19.07	19.09	19.20	20.30	
		25	0	19.21	19.10	19.13	20.30	
		25	13	19.04	19.04	19.07	20.30	
		25	25	19.15	19.20	19.04	20.30	
		50	0	19.40	19.27	19.37	20.30	



Unless otherwise agreed in writing, this document is issued by the Company subject to its General Conditions of Service printed overleaf, available on request or accessible at <http://www.sgs.com/en/Terms-and-Conditions.aspx> and, for electronic format documents, subject to Terms and Conditions for Electronic Documents at <http://www.sgs.com/en/Terms-and-Conditions/Terms-e-Documents.aspx>. Attention is drawn to the limitation of liability, indemnification and jurisdiction issues defined therein. Any holder of this document is advised that information contained hereon reflects the Company's findings at the time of its intervention only and within the limits of Client's instructions, if any. The Company's sole responsibility is to its Client and this document does not exonerate parties to a transaction from exercising all their rights and obligations under the transaction documents. This document cannot be reproduced except in full, without prior written approval of the Company. Any unauthorized alteration, forgery or falsification of the content or appearance of this document is unlawful and offenders may be prosecuted to the fullest extent of the law. Unless otherwise stated the results shown in this test report refer only to the sample(s) tested and such sample(s) are retained for 30 days only.

Attention: To check the authenticity of testing /inspection report & certificate, please contact us at telephone: (86-755) 8307 1443, or email: CN.Doccheck@sgs.com

South of No. 6 Plant, No. 1, Runsheng Road, Suzhou Industrial Park, Suzhou Area, China (Jiangsu) Pilot Free Trade Zone 215000 t (86-512) 62992980 www.sgs.com.cn
中国·苏州·中国(江苏)自由贸易试验区苏州片区苏州工业园区润胜路1号的6号厂房南楼 邮编: 215000 t (86-512) 62992980 sgs.china@sgs.com

Bandwidth	Modulation	RB size	RB offset	Channel	Channel	Channel	Tune up	
				18675	18900	19125		
15MHz	QPSK	1	0	20.71	20.59	20.69	21.30	
		1	38	20.68	20.58	20.65	21.30	
		1	74	20.63	20.74	20.74	21.30	
		36	0	19.79	19.57	19.68	20.30	
		36	18	19.61	19.69	19.69	20.30	
		36	39	19.56	19.55	19.65	20.30	
		75	0	19.63	19.65	19.58	20.30	
	16QAM	1	0	20.04	20.08	19.92	20.30	
		1	38	20.02	20.06	20.04	20.30	
		1	74	20.05	20.20	20.18	20.30	
		36	0	19.88	19.66	20.04	20.30	
		36	18	20.02	19.70	19.82	20.30	
		36	39	20.01	19.93	19.64	20.30	
		75	0	20.18	19.90	19.86	20.30	
	64QAM	1	0	19.10	19.23	19.07	20.30	
		1	38	19.05	19.13	19.16	20.30	
		1	74	19.01	19.01	19.01	20.30	
		36	0	19.21	19.09	19.11	20.30	
		36	18	18.98	19.08	19.19	20.30	
		36	39	19.06	19.13	19.21	20.30	
		75	0	19.35	19.29	19.43	20.30	
Bandwidth	Modulation	RB size	RB offset	Channel	Channel	Channel	Tune up	
20MHz	QPSK	1	0	20.70	20.62	20.66	21.30	
		1	50	20.66	20.76	20.72	21.30	
		1	99	20.54	20.67	20.72	21.30	
		50	0	19.73	19.58	19.66	20.30	
		50	25	19.66	19.60	19.62	20.30	
		50	50	19.62	19.52	19.71	20.30	
		100	0	19.65	19.59	19.67	20.30	
	16QAM	1	0	20.05	20.15	20.01	20.30	
		1	50	20.29	20.11	20.02	20.30	
		1	99	20.15	20.17	20.18	20.30	
		50	0	19.94	19.69	19.99	20.30	
		50	25	20.03	19.80	19.84	20.30	
		50	50	20.21	19.94	19.69	20.30	
		100	0	20.10	19.81	19.82	20.30	
	64QAM	1	0	19.17	19.15	19.08	20.30	
		1	50	19.12	19.08	19.09	20.30	
		1	99	19.04	19.04	19.10	20.30	
		50	0	19.22	19.12	19.05	20.30	
		50	25	18.99	19.09	19.17	20.30	
		50	50	19.13	19.11	19.12	20.30	
		100	0	19.41	19.34	19.36	20.30	
Power With Spot Check								
Bandwidth	Modulation	RB size	RB offset	Channel	Channel	Channel	Tune up	
20MHz	QPSK	1	0	/	18700	18900	19100	21.30



Unless otherwise agreed in writing, this document is issued by the Company subject to its General Conditions of Service printed overleaf, available on request or accessible at <http://www.sgs.com/en/Terms-and-Conditions.aspx> and, for electronic format documents, subject to Terms and Conditions for Electronic Documents at <http://www.sgs.com/en/Terms-and-Conditions/Terms-e-Documents.aspx>. Attention is drawn to the limitation of liability, indemnification and jurisdiction issues defined therein. Any holder of this document is advised that information contained hereon reflects the Company's findings at the time of its intervention only and within the limits of Client's instructions, if any. The Company's sole responsibility is to its Client and this document does not exonerate parties to a transaction from exercising all their rights and obligations under the transaction documents. This document cannot be reproduced except in full, without prior written approval of the Company. Any unauthorized alteration, forgery or falsification of the content or appearance of this document is unlawful and offenders may be prosecuted to the fullest extent of the law. Unless otherwise stated the results shown in this test report refer only to the sample(s) tested and such sample(s) are retained for 30 days only.

Attention: To check the authenticity of testing /inspection report & certificate, please contact us at telephone: (86-755) 8307 1443, or email: CN.Doccheck@sgs.com

South of No. 6 Plant, No. 1, Runsheng Road, Suzhou Industrial Park, Suzhou Area, China (Jiangsu) Pilot Free Trade Zone 215000 t (86-512) 62992980 www.sgs.com.cn
中国·苏州·中国(江苏)自由贸易试验区苏州片区苏州工业园区湖胜路1号的6号厂房南座 邮编: 215000 t (86-512) 62992980 sgs.china@sgs.com

LTE Band 4 Sensor off				Conducted Power(dBm)				
Bandwidth	Modulation	RB size	RB offset	Channel	Channel	Channel	Tune up	
				19957	20175	20393		
1.4MHz	QPSK	1	0	23.63	23.69	23.26	24.30	
		1	2	23.77	23.82	23.49	24.30	
		1	5	23.64	23.60	23.24	24.30	
		3	0	23.68	23.73	23.41	24.30	
		3	2	23.77	23.78	23.43	24.30	
		3	3	23.73	23.72	23.35	24.30	
	16QAM	6	0	22.58	22.74	22.53	23.30	
		1	0	23.00	23.11	22.73	23.30	
		1	2	23.00	23.11	22.73	23.30	
		1	5	22.98	23.02	22.85	23.30	
		3	0	22.89	22.94	22.90	23.30	
		3	2	22.90	22.93	22.93	23.30	
	64QAM	3	3	22.88	22.88	22.88	23.30	
		6	0	21.57	21.58	21.58	22.30	
		1	0	22.22	22.26	22.29	23.30	
		1	2	22.09	22.18	22.13	23.30	
		1	5	22.13	22.16	22.23	23.30	
		3	0	22.06	22.13	22.16	23.30	
	3MHz	QPSK	3	2	22.06	22.09	22.17	23.30
			3	3	21.96	22.04	21.99	23.30
			6	0	21.33	21.30	21.29	22.30
			1	0	23.01	23.36	23.45	24.30
			1	7	23.53	23.68	23.64	24.30
			1	14	23.84	23.83	23.41	24.30
16QAM		8	0	22.78	22.90	22.65	23.30	
		8	4	22.86	22.66	22.90	23.30	
		8	7	22.76	22.81	22.69	23.30	
		15	0	22.75	22.80	22.91	23.30	
		1	0	23.28	23.11	22.99	23.30	
		1	7	23.25	23.19	23.13	23.30	
64QAM	1	14	23.23	23.02	23.21	23.30		
	8	0	22.04	22.22	22.12	22.30		
	8	4	21.99	22.07	22.26	22.30		
	8	7	22.04	22.03	21.99	22.30		
	15	0	21.81	21.85	21.93	22.30		
	1	0	22.41	22.43	22.55	23.30		
64QAM	1	7	22.41	22.20	22.32	23.30		
	1	14	22.24	22.30	22.31	23.30		
	8	0	21.35	21.40	21.41	22.30		
	8	4	21.40	21.62	21.64	22.30		
	8	7	21.37	21.40	21.38	22.30		
	15	0	21.30	21.41	21.47	22.30		



Unless otherwise agreed in writing, this document is issued by the Company subject to its General Conditions of Service printed overleaf, available on request or accessible at <http://www.sgs.com/en/Terms-and-Conditions.aspx> and, for electronic format documents, subject to Terms and Conditions for Electronic Documents at <http://www.sgs.com/en/Terms-and-Conditions/Terms-e-Documents.aspx>. Attention is drawn to the limitation of liability, indemnification and jurisdiction issues defined therein. Any holder of this document is advised that information contained hereon reflects the Company's findings at the time of its intervention only and within the limits of Client's instructions, if any. The Company's sole responsibility is to its Client and this document does not exonerate parties to a transaction from exercising all their rights and obligations under the transaction documents. This document cannot be reproduced except in full, without prior written approval of the Company. Any unauthorized alteration, forgery or falsification of the content or appearance of this document is unlawful and offenders may be prosecuted to the fullest extent of the law. Unless otherwise stated the results shown in this test report refer only to the sample(s) tested and such sample(s) are retained for 30 days only.

Attention: To check the authenticity of testing /inspection report & certificate, please contact us at telephone: (86-755) 8307 1443, or email: CN.Doccheck@sgs.com

South of No. 6 Plant, No. 1, Runsheng Road, Suzhou Industrial Park, Suzhou Area, China (Jiangsu) Pilot Free Trade Zone 215000 t (86-512) 62992980 www.sgs.com.cn
中国·苏州·中国(江苏)自由贸易试验区苏州片区苏州工业园区润胜路1号的6号厂房南楼 邮编: 215000 t (86-512) 62992980 sgs.china@sgs.com

Bandwidth	Modulation	RB size	RB offset	Channel	Channel	Channel	Tune up
				19975	20175	20375	
5MHz	QPSK	1	0	22.97	23.28	23.64	24.30
		1	13	23.61	23.73	23.48	24.30
		1	24	23.87	23.80	23.51	24.30
		12	0	22.77	22.71	22.81	23.30
		12	6	22.82	22.78	22.93	23.30
		12	13	22.75	22.75	22.77	23.30
		25	0	22.83	22.68	22.87	23.30
	16QAM	1	0	23.23	23.08	23.07	23.30
		1	13	23.20	23.17	23.14	23.30
		1	24	23.09	23.00	23.01	23.30
		12	0	21.98	22.02	21.99	22.30
		12	6	22.01	22.05	22.20	22.30
		12	13	22.05	22.02	22.09	22.30
		25	0	21.79	21.80	22.06	22.30
	64QAM	1	0	22.46	22.42	22.55	23.30
		1	13	22.26	22.26	22.42	23.30
		1	24	22.31	22.44	22.15	23.30
		12	0	21.37	21.46	21.32	22.30
		12	6	21.41	21.50	21.64	22.30
		12	13	21.37	21.33	21.35	22.30
		25	0	21.42	21.40	21.45	22.30
Bandwidth	Modulation	RB size	RB offset	Channel	Channel	Channel	Tune up
10MHz	QPSK	1	0	23.03	23.36	23.55	24.30
		1	25	23.61	23.75	23.54	24.30
		1	49	23.90	23.87	23.49	24.30
		25	0	22.83	22.81	22.75	23.30
		25	13	22.80	22.74	22.95	23.30
		25	25	22.78	22.76	22.73	23.30
		50	0	22.80	22.77	22.86	23.30
	16QAM	1	0	23.21	23.16	23.02	23.30
		1	25	23.23	23.20	23.21	23.30
		1	49	23.14	23.06	23.11	23.30
		25	0	22.00	22.12	22.09	22.30
		25	13	22.04	22.15	22.19	22.30
		25	25	22.07	22.06	21.99	22.30
		50	0	21.83	21.89	21.98	22.30
	64QAM	1	0	22.43	22.38	22.56	23.30
		1	25	22.29	22.33	22.33	23.30
		1	49	22.21	22.40	22.28	23.30
		25	0	21.48	21.41	21.49	22.30
		25	13	21.44	21.49	21.56	22.30
		25	25	21.33	21.28	21.38	22.30
		50	0	21.34	21.32	21.48	22.30
				Channel	Channel	Channel	
				20000	20175	20350	



Unless otherwise agreed in writing, this document is issued by the Company subject to its General Conditions of Service printed overleaf, available on request or accessible at <http://www.sgs.com/en/Terms-and-Conditions.aspx> and, for electronic format documents, subject to Terms and Conditions for Electronic Documents at <http://www.sgs.com/en/Terms-and-Conditions/Terms-e-Documents.aspx>. Attention is drawn to the limitation of liability, indemnification and jurisdiction issues defined therein. Any holder of this document is advised that information contained hereon reflects the Company's findings at the time of its intervention only and within the limits of Client's instructions, if any. The Company's sole responsibility is to its Client and this document does not exonerate parties to a transaction from exercising all their rights and obligations under the transaction documents. This document cannot be reproduced except in full, without prior written approval of the Company. Any unauthorized alteration, forgery or falsification of the content or appearance of this document is unlawful and offenders may be prosecuted to the fullest extent of the law. Unless otherwise stated the results shown in this test report refer only to the sample(s) tested and such sample(s) are retained for 30 days only.

Attention: To check the authenticity of testing /inspection report & certificate, please contact us at telephone: (86-755) 8307 1443, or email: CN.Doccheck@sgs.com

South of No. 6 Plant, No. 1, Runsheng Road, Suzhou Industrial Park, Suzhou Area, China (Jiangsu) Pilot Free Trade Zone 215000 t (86-512) 62992980 www.sgs.com.cn
 中国·苏州·中国(江苏)自由贸易试验区苏州片区苏州工业园区润胜路1号的6号厂房南楼 邮编: 215000 t (86-512) 62992980 sgs.china@sgs.com

Bandwidth	Modulation	RB size	RB offset	Channel	Channel	Channel	Tune up
				20025	20175	20325	
15MHz	QPSK	1	0	22.96	23.28	23.55	24.30
		1	38	23.55	23.83	23.60	24.30
		1	74	24.00	23.82	23.51	24.30
		36	0	22.86	22.77	22.76	23.30
		36	18	22.72	22.79	22.87	23.30
		36	39	22.80	22.82	22.71	23.30
		75	0	22.81	22.84	22.80	23.30
	16QAM	1	0	23.26	23.26	23.08	23.30
		1	38	23.17	23.20	23.25	23.30
		1	74	23.09	23.09	23.09	23.30
		36	0	21.95	22.12	22.00	22.30
		36	18	22.00	22.11	22.28	22.30
		36	39	22.04	22.14	22.08	22.30
		75	0	21.86	21.99	22.06	22.30
	64QAM	1	0	22.51	22.51	22.53	23.30
		1	38	22.33	22.32	22.41	23.30
		1	74	22.36	22.40	22.31	23.30
		36	0	21.38	21.39	21.41	22.30
		36	18	21.57	21.55	21.58	22.30
		36	39	21.43	21.40	21.38	22.30
		75	0	21.34	21.34	21.34	22.30
Bandwidth	Modulation	RB size	RB offset	Channel	Channel	Channel	Tune up
				20050	20175	20300	
20MHz	QPSK	1	0	23.00	23.33	23.48	24.30
		1	50	23.68	23.72	23.45	24.30
		1	99	23.84	23.85	23.56	24.30
		50	0	22.78	22.75	22.70	23.30
		50	25	22.83	22.67	22.85	23.30
		50	50	22.71	22.67	22.81	23.30
		100	0	22.83	22.86	22.77	23.30
	16QAM	1	0	23.17	23.21	22.95	23.30
		1	50	23.19	23.16	23.13	23.30
		1	99	23.18	23.12	23.19	23.30
		50	0	21.98	22.20	22.19	22.30
		50	25	22.14	22.17	22.12	22.30
		50	50	22.01	21.99	22.02	22.30
		100	0	21.77	21.99	21.89	22.30
	64QAM	1	0	22.42	22.46	22.48	23.30
		1	50	22.31	22.27	22.32	23.30
		1	99	22.30	22.34	22.24	23.30
		50	0	21.40	21.48	21.41	22.30
		50	25	21.47	21.57	21.60	22.30
		50	50	21.42	21.37	21.38	22.30
		100	0	21.32	21.42	21.41	22.30
Power With Spot Check							
Bandwidth	Modulation	RB size	RB offset	Channel	Channel	Channel	Tune up
				20050	20175	20300	
20MHz	QPSK	50	25	/	22.29	/	23.30



Unless otherwise agreed in writing, this document is issued by the Company subject to its General Conditions of Service printed overleaf, available on request or accessible at <http://www.sgs.com/en/Terms-and-Conditions.aspx> and, for electronic format documents, subject to Terms and Conditions for Electronic Documents at <http://www.sgs.com/en/Terms-and-Conditions/Terms-e-Documents.aspx>. Attention is drawn to the limitation of liability, indemnification and jurisdiction issues defined therein. Any holder of this document is advised that information contained hereon reflects the Company's findings at the time of its intervention only and within the limits of Client's instructions, if any. The Company's sole responsibility is to its Client and this document does not exonerate parties to a transaction from exercising all their rights and obligations under the transaction documents. This document cannot be reproduced except in full, without prior written approval of the Company. Any unauthorized alteration, forgery or falsification of the content or appearance of this document is unlawful and offenders may be prosecuted to the fullest extent of the law. Unless otherwise stated the results shown in this test report refer only to the sample(s) tested and such sample(s) are retained for 30 days only.

Attention: To check the authenticity of testing /inspection report & certificate, please contact us at telephone: (86-755) 8307 1443, or email: CN.Doccheck@sgs.com

South of No. 6 Plant, No. 1, Runsheng Road, Suzhou Industrial Park, Suzhou Area, China (Jiangsu) Pilot Free Trade Zone 215000 t (86-512) 62992980 www.sgs.com.cn
中国·苏州·中国(江苏)自由贸易试验区苏州片区苏州工业园区湖胜路1号的6号厂房南楼 邮编: 215000 t (86-512) 62992980 sgs.china@sgs.com

LTE Band 4 Sensor on				Conducted Power(dBm)				
Bandwidth	Modulation	RB size	RB offset	Channel	Channel	Channel	Tune up	
				19957	20175	20393		
1.4MHz	QPSK	1	0	21.57	21.56	21.36	22.30	
		1	2	21.49	21.64	21.45	22.30	
		1	5	21.52	21.52	21.44	22.30	
		3	0	21.60	21.64	21.51	22.30	
		3	2	21.61	21.62	21.56	22.30	
		3	3	21.64	21.64	21.57	22.30	
	16QAM	6	0	20.57	20.56	20.61	21.30	
		1	0	21.05	20.95	20.64	21.30	
		1	2	20.91	20.96	20.70	21.30	
		1	5	21.06	20.94	20.73	21.30	
		3	0	20.79	20.79	20.65	21.30	
		3	2	20.79	20.86	20.72	21.30	
		3	3	20.86	20.84	20.84	21.30	
		6	0	19.48	19.51	19.46	20.30	
		64QAM	1	0	20.26	20.18	20.10	21.30
			1	2	20.09	20.13	20.09	21.30
	1		5	20.14	20.08	20.04	21.30	
	3		0	20.21	20.23	20.14	21.30	
	3		2	20.17	20.18	20.08	21.30	
	3		3	20.07	20.14	20.19	21.30	
	6		0	19.31	19.23	19.19	20.30	
	3MHz		QPSK	1	0	21.63	21.61	21.77
		1		7	21.66	21.61	21.62	22.30
		1		14	21.60	21.68	21.44	22.30
8		0		20.65	20.54	20.83	21.30	
8		4		20.62	20.69	20.88	21.30	
8		7		20.68	20.66	20.69	21.30	
15		0		20.70	20.78	20.79	21.30	
16QAM		1	0	21.02	21.12	21.19	21.30	
		1	7	21.06	21.11	21.13	21.30	
		1	14	21.23	21.11	21.19	21.30	
		8	0	19.89	19.67	19.85	20.30	
		8	4	20.02	19.72	20.00	20.30	
		8	7	19.90	19.80	19.69	20.30	
		15	0	19.65	19.63	19.85	20.30	
64QAM		1	0	20.37	20.41	20.56	21.30	
		1	7	20.33	20.27	20.23	21.30	
		1	14	20.43	20.39	20.43	21.30	
		8	0	19.27	19.38	19.30	20.30	
		8	4	19.28	19.21	19.33	20.30	
		8	7	19.12	19.30	19.08	20.30	
		15	0	19.28	19.35	19.36	20.30	
		Channel	19965	20175	20385			



Unless otherwise agreed in writing, this document is issued by the Company subject to its General Conditions of Service printed overleaf, available on request or accessible at <http://www.sgs.com/en/Terms-and-Conditions.aspx> and, for electronic format documents, subject to Terms and Conditions for Electronic Documents at <http://www.sgs.com/en/Terms-and-Conditions/Terms-e-Documents.aspx>. Attention is drawn to the limitation of liability, indemnification and jurisdiction issues defined therein. Any holder of this document is advised that information contained hereon reflects the Company's findings at the time of its intervention only and within the limits of Client's instructions, if any. The Company's sole responsibility is to its Client and this document does not exonerate parties to a transaction from exercising all their rights and obligations under the transaction documents. This document cannot be reproduced except in full, without prior written approval of the Company. Any unauthorized alteration, forgery or falsification of the content or appearance of this document is unlawful and offenders may be prosecuted to the fullest extent of the law. Unless otherwise stated the results shown in this test report refer only to the sample(s) tested and such sample(s) are retained for 30 days only.

Attention: To check the authenticity of testing /inspection report & certificate, please contact us at telephone: (86-755) 8307 1443, or email: CN.Doccheck@sgs.com

Bandwidth	Modulation	RB size	RB offset	Channel	Channel	Channel	Tune up	
				19975	20175	20375		
5MHz	QPSK	1	0	21.71	21.67	21.79	22.30	
		1	13	21.70	21.60	21.80	22.30	
		1	24	21.57	21.65	21.48	22.30	
		12	0	20.78	20.66	20.65	21.30	
		12	6	20.52	20.68	20.91	21.30	
		12	13	20.66	20.68	20.68	21.30	
		25	0	20.65	20.69	20.74	21.30	
	16QAM	1	0	21.07	21.08	21.29	21.30	
		1	13	20.94	21.05	21.05	21.30	
		1	24	21.29	21.12	21.19	21.30	
		12	0	19.99	19.74	19.82	20.30	
		12	6	19.99	19.75	19.86	20.30	
		12	13	19.93	19.78	19.77	20.30	
		25	0	19.69	19.67	19.92	20.30	
	64QAM	1	0	20.49	20.41	20.59	21.30	
		1	13	20.40	20.45	20.41	21.30	
		1	24	20.40	20.37	20.39	21.30	
		12	0	19.23	19.22	19.17	20.30	
		12	6	19.22	19.29	19.17	20.30	
		12	13	19.23	19.26	19.10	20.30	
		25	0	19.30	19.37	19.29	20.30	
	Bandwidth	Modulation	RB size	RB offset	Channel	Channel	Channel	Tune up
					20000	20175	20350	
	10MHz	QPSK	1	0	21.73	21.58	21.64	22.30
1			25	21.57	21.56	21.65	22.30	
1			49	21.71	21.70	21.59	22.30	
25			0	20.70	20.64	20.73	21.30	
25			13	20.65	20.66	20.80	21.30	
25			25	20.71	20.68	20.77	21.30	
50			0	20.64	20.76	20.73	21.30	
16QAM		1	0	20.89	21.13	21.25	21.30	
		1	25	20.94	21.20	21.19	21.30	
		1	49	21.25	21.16	21.21	21.30	
		25	0	20.01	19.64	19.85	20.30	
		25	13	20.02	19.72	19.85	20.30	
		25	25	19.97	19.72	19.72	20.30	
		50	0	19.76	19.76	19.89	20.30	
64QAM		1	0	20.33	20.42	20.50	21.30	
		1	25	20.30	20.29	20.41	21.30	
		1	49	20.45	20.45	20.27	21.30	
		25	0	19.32	19.23	19.30	20.30	
		25	13	19.25	19.11	19.15	20.30	
		25	25	19.19	19.31	19.11	20.30	
		50	0	19.26	19.42	19.33	20.30	



Unless otherwise agreed in writing, this document is issued by the Company subject to its General Conditions of Service printed overleaf, available on request or accessible at <http://www.sgs.com/en/Terms-and-Conditions.aspx> and, for electronic format documents, subject to Terms and Conditions for Electronic Documents at <http://www.sgs.com/en/Terms-and-Conditions/Terms-e-Documents.aspx>. Attention is drawn to the limitation of liability, indemnification and jurisdiction issues defined therein. Any holder of this document is advised that information contained hereon reflects the Company's findings at the time of its intervention only and within the limits of Client's instructions, if any. The Company's sole responsibility is to its Client and this document does not exonerate parties to a transaction from exercising all their rights and obligations under the transaction documents. This document cannot be reproduced except in full, without prior written approval of the Company. Any unauthorized alteration, forgery or falsification of the content or appearance of this document is unlawful and offenders may be prosecuted to the fullest extent of the law. Unless otherwise stated the results shown in this test report refer only to the sample(s) tested and such sample(s) are retained for 30 days only.

Attention: To check the authenticity of testing /inspection report & certificate, please contact us at telephone: (86-755) 8307 1443, or email: CN.Doccheck@sgs.com

South of No. 6 Plant, No. 1, Runsheng Road, Suzhou Industrial Park, Suzhou Area, China (Jiangsu) Pilot Free Trade Zone 215000 t (86-512) 62992980 www.sgs.com.cn
中国·苏州·中国(江苏)自由贸易试验区苏州片区苏州工业园区润胜路1号的6号厂房南座 邮编: 215000 t (86-512) 62992980 sgs.china@sgs.com

Bandwidth	Modulation	RB size	RB offset	Channel	Channel	Channel	Tune up
				20025	20175	20325	
15MHz	QPSK	1	0	21.65	21.65	21.64	22.30
		1	38	21.70	21.64	21.67	22.30
		1	74	21.66	21.67	21.52	22.30
		36	0	20.65	20.60	20.71	21.30
		36	18	20.56	20.72	20.92	21.30
		36	39	20.64	20.60	20.64	21.30
		75	0	20.77	20.59	20.77	21.30
	16QAM	1	0	21.05	21.17	21.30	21.30
		1	38	21.08	21.07	21.02	21.30
		1	74	21.14	21.08	21.26	21.30
		36	0	19.83	19.69	19.73	20.30
		36	18	19.82	19.75	19.97	20.30
		36	39	19.91	19.65	19.77	20.30
		75	0	19.71	19.68	19.82	20.30
	64QAM	1	0	20.46	20.45	20.41	21.30
		1	38	20.34	20.39	20.24	21.30
		1	74	20.34	20.40	20.31	21.30
		36	0	19.25	19.35	19.23	20.30
		36	18	19.25	19.27	19.21	20.30
		36	39	19.21	19.14	19.14	20.30
		75	0	19.43	19.28	19.26	20.30
Bandwidth	Modulation	RB size	RB offset	Channel	Channel	Channel	Tune up
				20050	20175	20300	
20MHz	QPSK	1	0	21.64	21.64	21.69	22.30
		1	50	21.63	21.62	21.70	22.30
		1	99	21.63	21.60	21.52	22.30
		50	0	20.72	20.60	20.75	21.30
		50	25	20.62	20.74	20.89	21.30
		50	50	20.67	20.61	20.71	21.30
		100	0	20.71	20.68	20.77	21.30
	16QAM	1	0	20.99	21.17	21.27	21.30
		1	50	21.01	21.11	21.12	21.30
		1	99	21.23	21.13	21.21	21.30
		50	0	19.91	19.68	19.78	20.30
		50	25	19.92	19.74	19.93	20.30
		50	50	19.95	19.73	19.71	20.30
		100	0	19.70	19.71	19.88	20.30
	64QAM	1	0	20.43	20.46	20.49	21.30
		1	50	20.36	20.36	20.31	21.30
		1	99	20.43	20.41	20.37	21.30
		50	0	19.24	19.29	19.25	20.30
		50	25	19.29	19.21	19.23	20.30
		50	50	19.16	19.24	19.17	20.30
		100	0	19.33	19.32	19.30	20.30
Power With Spot Check							
Bandwidth	Modulation	RB size	RB offset	Channel	Channel	Channel	Tune up
				20050	20175	20300	
20MHz	QPSK	1	50	/	21.20	/	22.30



Unless otherwise agreed in writing, this document is issued by the Company subject to its General Conditions of Service printed overleaf, available on request or accessible at <http://www.sgs.com/en/Terms-and-Conditions.aspx> and, for electronic format documents, subject to Terms and Conditions for Electronic Documents at <http://www.sgs.com/en/Terms-and-Conditions/Terms-e-Documents.aspx>. Attention is drawn to the limitation of liability, indemnification and jurisdiction issues defined therein. Any holder of this document is advised that information contained hereon reflects the Company's findings at the time of its intervention only and within the limits of Client's instructions, if any. The Company's sole responsibility is to its Client and this document does not exonerate parties to a transaction from exercising all their rights and obligations under the transaction documents. This document cannot be reproduced except in full, without prior written approval of the Company. Any unauthorized alteration, forgery or falsification of the content or appearance of this document is unlawful and offenders may be prosecuted to the fullest extent of the law. Unless otherwise stated the results shown in this test report refer only to the sample(s) tested and such sample(s) are retained for 30 days only.

Attention: To check the authenticity of testing /inspection report & certificate, please contact us at telephone: (86-755) 8307 1443, or email: CN.Doccheck@sgs.com

South of No. 6 Plant, No. 1, Runsheng Road, Suzhou Industrial Park, Suzhou Area, China (Jiangsu) Pilot Free Trade Zone 215000 t (86-512) 62992980 www.sgs.com.cn
中国·苏州·中国(江苏)自由贸易试验区苏州片区苏州工业园区湖胜路1号的6号厂房南楼 邮编: 215000 t (86-512) 62992980 sgs.china@sgs.com

LTE Band 5				Conducted Power(dBm)				
Bandwidth	Modulation	RB size	RB offset	Channel	Channel	Channel	Tune up	
				20407	20525	20643		
1.4MHz	QPSK	1	0	22.12	22.17	22.11	23.30	
		1	2	22.14	22.07	22.18	23.30	
		1	5	22.20	22.10	22.17	23.30	
		3	0	22.29	22.30	22.30	23.30	
		3	2	22.37	22.33	22.36	23.30	
		3	3	22.30	22.25	22.29	23.30	
	16QAM	6	0	21.37	21.21	21.03	22.30	
		1	0	21.67	21.59	21.50	22.30	
		1	2	21.64	21.61	21.45	22.30	
		1	5	21.57	21.69	21.41	22.30	
		3	0	21.41	21.60	21.39	22.30	
		3	2	21.48	21.59	21.26	22.30	
	64QAM	3	3	21.42	21.59	21.24	22.30	
		6	0	20.17	20.02	19.93	21.30	
		1	0	21.14	21.17	21.27	22.30	
		1	2	21.03	21.12	21.16	22.30	
		1	5	21.14	21.08	20.99	22.30	
		3	0	21.06	21.14	21.06	22.30	
	3MHz	QPSK	3	2	21.02	21.04	21.08	22.30
			3	3	20.94	21.01	21.01	22.30
			6	0	20.14	20.06	20.01	21.30
			Channel	Channel	Channel	Tune up		
			20415	20525	20635			
			16QAM	QPSK	1	0	22.34	22.26
1		7			22.35	22.27	22.15	23.30
1		14			22.37	22.18	22.37	23.30
8		0			21.40	21.39	21.28	22.30
8		4			21.50	21.38	21.14	22.30
8		7			21.43	21.12	21.17	22.30
16QAM		15		0	21.28	21.39	21.23	22.30
		1		0	21.87	21.73	21.58	22.30
		1		7	21.62	21.75	21.49	22.30
		1		14	21.74	21.69	21.52	22.30
		8		0	20.31	20.24	20.45	21.30
		8		4	20.72	20.25	20.46	21.30
64QAM		8		7	20.21	20.27	20.88	21.30
		15		0	20.61	20.37	20.15	21.30
		1		0	21.26	21.42	21.18	22.30
		1		7	21.40	21.33	21.42	22.30
		1		14	21.51	21.44	21.44	22.30
		8		0	20.45	20.37	20.43	21.30
64QAM		8	4	20.23	20.31	20.34	21.30	
	8	7	20.45	20.33	20.33	21.30		
	15	0	20.25	20.01	19.96	21.30		



Unless otherwise agreed in writing, this document is issued by the Company subject to its General Conditions of Service printed overleaf, available on request or accessible at <http://www.sgs.com/en/Terms-and-Conditions.aspx> and, for electronic format documents, subject to Terms and Conditions for Electronic Documents at <http://www.sgs.com/en/Terms-and-Conditions/Terms-e-Documents.aspx>. Attention is drawn to the limitation of liability, indemnification and jurisdiction issues defined therein. Any holder of this document is advised that information contained hereon reflects the Company's findings at the time of its intervention only and within the limits of Client's instructions, if any. The Company's sole responsibility is to its Client and this document does not exonerate parties to a transaction from exercising all their rights and obligations under the transaction documents. This document cannot be reproduced except in full, without prior written approval of the Company. Any unauthorized alteration, forgery or falsification of the content or appearance of this document is unlawful and offenders may be prosecuted to the fullest extent of the law. Unless otherwise stated the results shown in this test report refer only to the sample(s) tested and such sample(s) are retained for 30 days only.

Attention: To check the authenticity of testing /inspection report & certificate, please contact us at telephone: (86-755) 8307 1443, or email: CN.Doccheck@sgs.com

South of No. 6 Plant, No. 1, Runsheng Road, Suzhou Industrial Park, Suzhou Area, China (Jiangsu) Pilot Free Trade Zone 215000 t (86-512) 62992980 www.sgs.com.cn
中国·苏州·中国(江苏)自由贸易试验区苏州片区苏州工业园区润胜路1号的6号厂房南楼 邮编: 215000 t (86-512) 62992980 sgs.china@sgs.com

Bandwidth	Modulation	RB size	RB offset	Channel	Channel	Channel	Tune up	
				20425	20525	20625		
5MHz	QPSK	1	0	22.24	22.14	22.20	23.30	
		1	13	22.41	22.17	22.29	23.30	
		1	24	22.24	22.16	22.33	23.30	
		12	0	21.32	21.23	21.23	22.30	
		12	6	21.41	21.30	21.20	22.30	
		12	13	21.41	21.20	21.33	22.30	
		25	0	21.36	21.39	21.18	22.30	
	16QAM	1	0	21.93	21.56	21.64	22.30	
		1	13	21.79	21.78	21.65	22.30	
		1	24	21.77	21.67	21.50	22.30	
		12	0	20.28	20.41	20.32	21.30	
		12	6	20.57	20.36	20.59	21.30	
		12	13	20.34	20.36	20.83	21.30	
		25	0	20.76	20.46	20.19	21.30	
	64QAM	1	0	21.36	21.26	21.30	22.30	
		1	13	21.29	21.48	21.48	22.30	
		1	24	21.41	21.52	21.45	22.30	
		12	0	20.40	20.35	20.36	21.30	
		12	6	20.29	20.31	20.40	21.30	
		12	13	20.38	20.44	20.42	21.30	
		25	0	20.17	20.02	19.96	21.30	
	Bandwidth	Modulation	RB size	RB offset	Channel	Channel	Channel	Tune up
					20450	20525	20600	
	10MHz	QPSK	1	0	22.26	22.18	22.25	23.30
1			25	22.36	22.22	22.23	23.30	
1			49	22.30	22.14	22.29	23.30	
25			0	21.36	21.29	21.23	22.30	
25			13	21.43	21.29	21.23	22.30	
25			25	21.35	21.18	21.23	22.30	
50			0	21.36	21.41	21.24	22.30	
16QAM		1	0	21.91	21.66	21.60	22.30	
		1	25	21.70	21.79	21.58	22.30	
		1	49	21.73	21.61	21.48	22.30	
		25	0	20.34	20.32	20.38	21.30	
		25	13	20.66	20.32	20.49	21.30	
		25	25	20.27	20.27	20.91	21.30	
		50	0	20.71	20.36	20.20	21.30	
64QAM		1	0	21.36	21.34	21.28	22.30	
		1	25	21.31	21.38	21.48	22.30	
		1	49	21.46	21.43	21.51	22.30	
		25	0	20.38	20.43	20.46	21.30	
		25	13	20.28	20.35	20.39	21.30	
		25	25	20.42	20.41	20.36	21.30	
		50	0	20.20	20.11	20.04	21.30	
Power With Spot Check								
Bandwidth		Modulation	RB size	RB offset	Channel	Channel	Channel	Tune up
					20450	20525	20600	
10MHz	QPSK	1	50	22.45	/	/	22.30	



Unless otherwise agreed in writing, this document is issued by the Company subject to its General Conditions of Service printed overleaf, available on request or accessible at <http://www.sgs.com/en/Terms-and-Conditions.aspx> and, for electronic format documents, subject to Terms and Conditions for Electronic Documents at <http://www.sgs.com/en/Terms-and-Conditions/Terms-e-Documents.aspx>. Attention is drawn to the limitation of liability, indemnification and jurisdiction issues defined therein. Any holder of this document is advised that information contained hereon reflects the Company's findings at the time of its intervention only and within the limits of Client's instructions, if any. The Company's sole responsibility is to its Client and this document does not exonerate parties to a transaction from exercising all their rights and obligations under the transaction documents. This document cannot be reproduced except in full, without prior written approval of the Company. Any unauthorized alteration, forgery or falsification of the content or appearance of this document is unlawful and offenders may be prosecuted to the fullest extent of the law. Unless otherwise stated the results shown in this test report refer only to the sample(s) tested and such sample(s) are retained for 30 days only.

Attention: To check the authenticity of testing /inspection report & certificate, please contact us at telephone: (86-755) 8307 1443, or email: CN.Doccheck@sgs.com

South of No. 6 Plant, No. 1, Runsheng Road, Suzhou Industrial Park, Suzhou Area, China (Jiangsu) Pilot Free Trade Zone 215000 t (86-512) 62992980 www.sgs.com.cn
中国·苏州·中国(江苏)自由贸易试验区苏州片区苏州工业园区润胜路1号的6号厂房南座 邮编: 215000 t (86-512) 62992980 sgs.china@sgs.com

LTE Band 7 Sensor off				Conducted Power(dBm)				
Bandwidth	Modulation	RB size	RB offset	Channel	Channel	Channel	Tune up	
				20775	21100	21425		
5MHz	QPSK	1	0	23.07	22.65	22.94	24.30	
		1	13	23.02	22.83	22.92	24.30	
		1	24	23.10	22.72	23.05	24.30	
		12	0	22.17	21.90	22.08	23.30	
		12	6	22.18	21.82	22.18	23.30	
		12	13	22.22	22.10	22.05	23.30	
	16QAM	25	0	22.28	21.82	22.29	23.30	
		1	0	22.49	22.73	22.81	23.30	
		1	13	22.73	22.73	22.92	23.30	
		1	24	22.77	22.78	22.95	23.30	
		12	0	21.51	21.11	21.19	22.30	
		12	6	21.46	21.02	21.38	22.30	
	64QAM	12	13	21.47	21.02	21.24	22.30	
		25	0	21.24	20.96	21.45	22.30	
		1	0	21.63	21.57	21.72	22.80	
		1	13	21.56	21.46	21.70	22.80	
		1	24	21.60	21.50	21.67	22.80	
		12	0	20.50	20.52	20.73	21.80	
	10MHz	QPSK	12	6	20.61	20.63	20.77	21.80
			12	13	20.65	20.62	20.54	21.80
			25	0	20.42	20.64	20.67	21.80
			1	0	23.10	22.71	22.87	24.30
			1	25	23.05	22.82	23.01	24.30
			1	49	23.01	22.79	23.06	24.30
16QAM		25	0	22.22	21.95	22.08	23.30	
		25	13	22.17	21.85	22.22	23.30	
		25	25	22.22	22.01	22.13	23.30	
		50	0	22.25	21.90	22.28	23.30	
		1	0	22.50	22.69	22.74	23.30	
		1	25	22.64	22.67	22.96	23.30	
64QAM		1	49	22.69	22.71	22.88	23.30	
		25	0	21.48	21.11	21.21	22.30	
		25	13	21.50	21.02	21.33	22.30	
		25	25	21.56	21.10	21.25	22.30	
		50	0	21.31	21.06	21.37	22.30	
		1	0	21.67	21.66	21.73	22.80	
16QAM		1	25	21.58	21.57	21.62	22.80	
		1	49	21.52	21.67	21.67	22.80	
		25	0	20.54	20.55	20.71	21.80	
		25	13	20.75	20.61	20.68	21.80	
		25	25	20.65	20.66	20.67	21.80	
		50	0	20.50	20.52	20.61	21.80	



Unless otherwise agreed in writing, this document is issued by the Company subject to its General Conditions of Service printed overleaf, available on request or accessible at <http://www.sgs.com/en/Terms-and-Conditions.aspx> and, for electronic format documents, subject to Terms and Conditions for Electronic Documents at <http://www.sgs.com/en/Terms-and-Conditions/Terms-e-Documents.aspx>. Attention is drawn to the limitation of liability, indemnification and jurisdiction issues defined therein. Any holder of this document is advised that information contained hereon reflects the Company's findings at the time of its intervention only and within the limits of Client's instructions, if any. The Company's sole responsibility is to its Client and this document does not exonerate parties to a transaction from exercising all their rights and obligations under the transaction documents. This document cannot be reproduced except in full, without prior written approval of the Company. Any unauthorized alteration, forgery or falsification of the content or appearance of this document is unlawful and offenders may be prosecuted to the fullest extent of the law. Unless otherwise stated the results shown in this test report refer only to the sample(s) tested and such sample(s) are retained for 30 days only.

Attention: To check the authenticity of testing /inspection report & certificate, please contact us at telephone: (86-755) 8307 1443, or email: CN.Doccheck@sgs.com

South of No. 6 Plant, No. 1, Runsheng Road, Suzhou Industrial Park, Suzhou Area, China (Jiangsu) Pilot Free Trade Zone 215000 t (86-512) 62992980 www.sgsgroup.com.cn
中国·苏州·中国(江苏)自由贸易试验区苏州片区苏州工业园区润胜路1号的6号厂房南楼 邮编: 215000 t (86-512) 62992980 sgs.china@sgs.com

Bandwidth	Modulation	RB size	RB offset	Channel	Channel	Channel	Tune up
				20825	21100	21375	
15MHz	QPSK	1	0	23.04	22.64	22.93	24.30
		1	38	23.02	22.92	22.95	24.30
		1	74	22.94	22.78	23.02	24.30
		36	0	22.26	21.91	22.09	23.30
		36	18	22.25	21.84	22.28	23.30
		36	39	22.15	22.09	22.08	23.30
		75	0	22.20	21.99	22.34	23.30
	16QAM	1	0	22.41	22.59	22.79	23.30
		1	38	22.72	22.62	23.04	23.30
		1	74	22.62	22.72	22.96	23.30
		36	0	21.49	21.12	21.12	22.30
		36	18	21.42	21.08	21.43	22.30
		36	39	21.60	21.14	21.33	22.30
		75	0	21.39	21.03	21.44	22.30
	64QAM	1	0	21.65	21.71	21.74	22.80
		1	38	21.51	21.45	21.58	22.80
		1	74	21.50	21.62	21.61	22.80
		36	0	20.65	20.62	20.70	21.80
		36	18	20.58	20.79	20.69	21.80
		36	39	20.63	20.71	20.56	21.80
		75	0	20.39	20.47	20.65	21.80
Bandwidth	Modulation	RB size	RB offset	Channel	Channel	Channel	Tune up
				20850	21100	21350	
20MHz	QPSK	1	0	22.96	22.74	22.79	24.30
		1	50	22.95	22.74	22.95	24.30
		1	99	22.95	22.80	22.94	24.30
		50	0	22.27	22.05	22.03	23.30
		50	25	22.20	21.94	22.31	23.30
		50	50	22.30	22.07	22.21	23.30
		100	0	22.34	21.92	22.35	23.30
	16QAM	1	0	22.48	22.71	22.84	23.30
		1	50	22.68	22.62	22.94	23.30
		1	99	22.68	22.69	22.94	23.30
		50	0	21.55	21.14	21.13	22.30
		50	25	21.59	20.96	21.30	22.30
		50	50	21.46	21.11	21.27	22.30
		100	0	21.33	21.12	21.32	22.30
	64QAM	1	0	21.61	21.65	21.68	22.80
		1	50	21.61	21.53	21.60	22.80
		1	99	21.59	21.59	21.67	22.80
		50	0	20.56	20.62	20.70	21.80
		50	25	20.65	20.69	20.71	21.80
		50	50	20.65	20.62	20.64	21.80
		100	0	20.48	20.57	20.66	21.80
Power With Spot Check							
Bandwidth	Modulation	RB size	RB offset	Channel	Channel	Channel	Tune up
				20850	21100	21350	
20MHz	QPSK	1	50	/	/	22.63	24.30



Unless otherwise agreed in writing, this document is issued by the Company subject to its General Conditions of Service printed overleaf, available on request or accessible at <http://www.sgs.com/en/Terms-and-Conditions.aspx> and, for electronic format documents, subject to Terms and Conditions for Electronic Documents at <http://www.sgs.com/en/Terms-and-Conditions/Terms-e-Documents.aspx>. Attention is drawn to the limitation of liability, indemnification and jurisdiction issues defined therein. Any holder of this document is advised that information contained hereon reflects the Company's findings at the time of its intervention only and within the limits of Client's instructions, if any. The Company's sole responsibility is to its Client and this document does not exonerate parties to a transaction from exercising all their rights and obligations under the transaction documents. This document cannot be reproduced except in full, without prior written approval of the Company. Any unauthorized alteration, forgery or falsification of the content or appearance of this document is unlawful and offenders may be prosecuted to the fullest extent of the law. Unless otherwise stated the results shown in this test report refer only to the sample(s) tested and such sample(s) are retained for 30 days only.

Attention: To check the authenticity of testing /inspection report & certificate, please contact us at telephone: (86-755) 8307 1443, or email: CN.Doccheck@sgs.com

South of No. 6 Plant, No. 1, Runsheng Road, Suzhou Industrial Park, Suzhou Area, China (Jiangsu) Pilot Free Trade Zone 215000 t (86-512) 62992980 www.sgs.com.cn
中国·苏州·中国 (江苏) 自由贸易试验区苏州片区苏州工业园区湖胜路1号的6号厂房南楼 邮编: 215000 t (86-512) 62992980 sgs.china@sgs.com

LTE Band 7 Sensor on				Conducted Power(dBm)				
Bandwidth	Modulation	RB size	RB offset	Channel	Channel	Channel	Tune up	
				20775	21100	21425		
5MHz	QPSK	1	0	20.95	20.73	20.85	22.30	
		1	13	20.87	20.79	20.97	22.30	
		1	24	21.07	20.68	20.93	22.30	
		12	0	20.19	19.87	20.03	21.30	
		12	6	20.15	19.81	20.22	21.30	
		12	13	20.08	19.87	20.02	21.30	
	16QAM	25	0	20.15	19.93	20.18	21.30	
		1	0	20.65	20.43	20.62	21.30	
		1	13	20.88	20.43	20.76	21.30	
		1	24	20.91	20.35	20.82	21.30	
		12	0	20.31	20.41	20.39	21.30	
		12	6	20.73	20.47	20.22	21.30	
	64QAM	12	13	20.94	20.62	20.18	21.30	
		25	0	20.57	20.51	20.38	21.30	
		1	0	19.54	19.46	19.41	20.80	
		1	13	19.44	19.55	19.58	20.80	
		1	24	19.54	19.43	19.54	20.80	
		12	0	20.01	20.01	19.84	20.80	
	10MHz	QPSK	12	6	19.91	19.85	19.78	20.80
			12	13	19.89	19.84	19.78	20.80
			25	0	19.94	19.92	19.98	20.80
			1	0	20.87	20.84	20.85	22.30
			1	25	20.89	20.77	21.03	22.30
			1	49	21.01	20.85	20.94	22.30
16QAM		25	0	20.04	20.05	20.00	21.30	
		25	13	20.14	19.91	20.12	21.30	
		25	25	20.11	19.88	20.13	21.30	
		50	0	20.17	19.92	20.08	21.30	
		1	0	20.72	20.61	20.58	21.30	
		1	25	20.79	20.43	20.96	21.30	
64QAM		1	49	20.85	20.40	20.68	21.30	
		25	0	20.34	20.35	20.35	21.30	
		25	13	20.60	20.52	20.35	21.30	
		25	25	20.93	20.64	20.14	21.30	
		50	0	20.65	20.50	20.35	21.30	
		1	0	19.45	19.40	19.45	20.80	
16QAM		1	25	19.41	19.59	19.63	20.80	
		1	49	19.35	19.45	19.62	20.80	
		25	0	19.99	20.06	19.95	20.80	
		25	13	19.90	19.93	19.93	20.80	
		25	25	19.85	19.76	19.68	20.80	
		50	0	20.05	19.98	19.96	20.80	



Unless otherwise agreed in writing, this document is issued by the Company subject to its General Conditions of Service printed overleaf, available on request or accessible at <http://www.sgs.com/en/Terms-and-Conditions.aspx> and, for electronic format documents, subject to Terms and Conditions for Electronic Documents at <http://www.sgs.com/en/Terms-and-Conditions/Terms-e-Documents.aspx>. Attention is drawn to the limitation of liability, indemnification and jurisdiction issues defined therein. Any holder of this document is advised that information contained hereon reflects the Company's findings at the time of its intervention only and within the limits of Client's instructions, if any. The Company's sole responsibility is to its Client and this document does not exonerate parties to a transaction from exercising all their rights and obligations under the transaction documents. This document cannot be reproduced except in full, without prior written approval of the Company. Any unauthorized alteration, forgery or falsification of the content or appearance of this document is unlawful and offenders may be prosecuted to the fullest extent of the law. Unless otherwise stated the results shown in this test report refer only to the sample(s) tested and such sample(s) are retained for 30 days only.

Attention: To check the authenticity of testing /inspection report & certificate, please contact us at telephone: (86-755) 8307 1443, or email: CN.Doccheck@sgs.com

South of No. 6 Plant, No. 1, Runsheng Road, Suzhou Industrial Park, Suzhou Area, China (Jiangsu) Pilot Free Trade Zone 215000 t (86-512) 62992980 www.sgsgroup.com.cn
中国·苏州·中国(江苏)自由贸易试验区苏州片区苏州工业园区湖胜路1号的6号厂房南楼 邮编: 215000 t (86-512) 62992980 sgs.china@sgs.com

Bandwidth	Modulation	RB size	RB offset	Channel	Channel	Channel	Tune up
				20825	21100	21375	
15MHz	QPSK	1	0	20.85	20.80	20.88	22.30
		1	38	20.82	20.70	20.95	22.30
		1	74	21.04	20.73	20.99	22.30
		36	0	20.13	19.97	20.05	21.30
		36	18	20.00	19.99	20.18	21.30
		36	39	20.10	19.87	20.15	21.30
		75	0	20.15	19.93	20.08	21.30
	16QAM	1	0	20.68	20.43	20.76	21.30
		1	38	20.91	20.49	20.90	21.30
		1	74	20.80	20.32	20.78	21.30
		36	0	20.28	20.31	20.48	21.30
		36	18	20.56	20.49	20.28	21.30
		36	39	20.92	20.61	20.22	21.30
		75	0	20.57	20.57	20.24	21.30
	64QAM	1	0	19.41	19.41	19.42	20.80
		1	38	19.40	19.52	19.64	20.80
		1	74	19.37	19.42	19.56	20.80
		36	0	19.85	19.91	19.81	20.80
		36	18	19.83	19.91	19.81	20.80
		36	39	19.70	19.78	19.77	20.80
		75	0	20.08	19.90	19.97	20.80
Bandwidth	Modulation	RB size	RB offset	Channel	Channel	Channel	Tune up
20MHz	QPSK	1	0	20.92	20.78	20.79	22.30
		1	50	20.89	20.72	20.94	22.30
		1	99	21.01	20.77	21.02	22.30
		50	0	20.13	19.96	19.98	21.30
		50	25	20.08	19.90	20.19	21.30
		50	50	20.08	19.86	20.12	21.30
		100	0	20.15	19.97	20.16	21.30
	16QAM	1	0	20.69	20.53	20.67	21.30
		1	50	20.81	20.49	20.86	21.30
		1	99	20.81	20.42	20.77	21.30
		50	0	20.36	20.32	20.40	21.30
		50	25	20.64	20.42	20.26	21.30
		50	50	20.89	20.59	20.13	21.30
		100	0	20.67	20.50	20.28	21.30
	64QAM	1	0	19.47	19.46	19.40	20.80
		1	50	19.50	19.58	19.59	20.80
		1	99	19.45	19.52	19.62	20.80
		50	0	19.92	19.96	19.90	20.80
		50	25	19.84	19.86	19.86	20.80
		50	50	19.80	19.82	19.75	20.80
		100	0	20.01	19.97	20.02	20.80
Power With Spot Check							
Bandwidth	Modulation	RB size	RB offset	Channel	Channel	Channel	Tune up
20MHz	QPSK	1	99	/	/	21.93	22.30



Unless otherwise agreed in writing, this document is issued by the Company subject to its General Conditions of Service printed overleaf, available on request or accessible at <http://www.sgs.com/en/Terms-and-Conditions.aspx> and, for electronic format documents, subject to Terms and Conditions for Electronic Documents at <http://www.sgs.com/en/Terms-and-Conditions/Terms-e-Documents.aspx>. Attention is drawn to the limitation of liability, indemnification and jurisdiction issues defined therein. Any holder of this document is advised that information contained hereon reflects the Company's findings at the time of its intervention only and within the limits of Client's instructions, if any. The Company's sole responsibility is to its Client and this document does not exonerate parties to a transaction from exercising all their rights and obligations under the transaction documents. This document cannot be reproduced except in full, without prior written approval of the Company. Any unauthorized alteration, forgery or falsification of the content or appearance of this document is unlawful and offenders may be prosecuted to the fullest extent of the law. Unless otherwise stated the results shown in this test report refer only to the sample(s) tested and such sample(s) are retained for 30 days only.

Attention: To check the authenticity of testing /inspection report & certificate, please contact us at telephone: (86-755) 8307 1443, or email: CN.Doccheck@sgs.com

South of No. 6 Plant, No. 1, Runsheng Road, Suzhou Industrial Park, Suzhou Area, China (Jiangsu) Pilot Free Trade Zone 215000 t (86-512) 62992980 www.sgs.com.cn
中国·苏州·中国(江苏)自由贸易试验区苏州片区苏州工业园区湖胜路1号的6号厂房南楼 邮编: 215000 t (86-512) 62992980 sgs.china@sgs.com

8.1.4 Conducted Power of WIFI

Mode	Channel	Frequency(MHz)	Data Rate(Mbps)	Average Power (dBm)	Tune up	SAR Test
802.11b	1	2412	1	18.42	19.00	Yes
	6	2437		18.60	19.00	Yes
	11	2462		18.59	19.00	Yes
802.11g	1	2412	6	16.80	18.00	No
	6	2437		16.52	18.00	No
	11	2462		16.93	18.00	No
802.11n HT20	1	2412	6.5	15.36	16.00	No
	6	2437		14.72	16.00	No
	11	2462		15.48	16.00	No

Note:

- a) Power must be measured at each transmit antenna port according to the DSSS and OFDM transmission configurations in each standalone and aggregated frequency band.
- b) Power measurement is required for the transmission mode configuration with the highest maximum output power specified for production units.
 - 1) When the same highest maximum output power specification applies to multiple transmission modes, the largest channel bandwidth configuration with the lowest order modulation and lowest data rate is measured.
 - 2) When the same highest maximum output power is specified for multiple largest channel bandwidth configurations with the same lowest order modulation or lowest order modulation and lowest data rate, power measurement is required for all equivalent 802.11 configurations with the same maximum output power.
- c) For each transmission mode configuration, power must be measured for the highest and lowest channels; and at the mid-band channel(s) when there are at least 3 channels. For configurations with multiple mid-band channels, due to an even number of channels, both channels should be measured.
- d) There is no difference in conduction power. Original report ZR/2021/3003305 is quoted



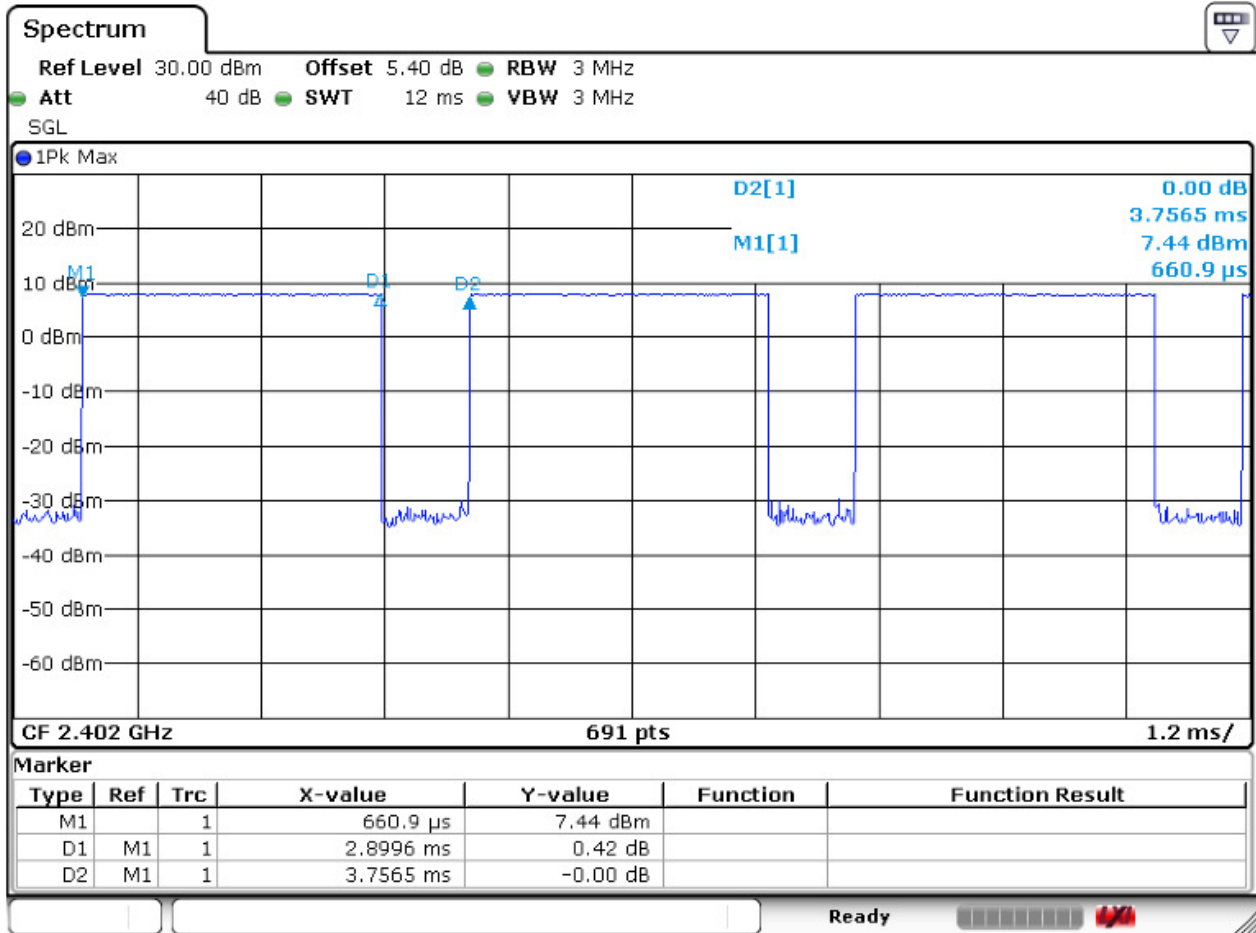
Unless otherwise agreed in writing, this document is issued by the Company subject to its General Conditions of Service printed overleaf, available on request or accessible at <http://www.sgs.com/en/Terms-and-Conditions.aspx> and, for electronic format documents, subject to Terms and Conditions for Electronic Documents at <http://www.sgs.com/en/Terms-and-Conditions/Terms-e-Documents.aspx>. Attention is drawn to the limitation of liability, indemnification and jurisdiction issues defined therein. Any holder of this document is advised that information contained hereon reflects the Company's findings at the time of its intervention only and within the limits of Client's instructions, if any. The Company's sole responsibility is to its Client and this document does not exonerate parties to a transaction from exercising all their rights and obligations under the transaction documents. This document cannot be reproduced except in full, without prior written approval of the Company. Any unauthorized alteration, forgery or falsification of the content or appearance of this document is unlawful and offenders may be prosecuted to the fullest extent of the law. Unless otherwise stated the results shown in this test report refer only to the sample(s) tested and such sample(s) are retained for 30 days only.

Attention: To check the authenticity of testing /inspection report & certificate, please contact us at telephone: (86-755) 8307 1443, or email: CN.Doccheck@sgs.com

South of No. 6 Plant, No. 1, Runsheng Road, Suzhou Industrial Park, Suzhou Area, China (Jiangsu) Pilot Free Trade Zone 215000 t (86-512) 62992980 www.sgs.com.cn
中国·苏州·中国(江苏)自由贸易试验区苏州片区苏州工业园区湖胜路1号的6号厂房南楼 邮编: 215000 t (86-512) 62992980 sgs.china@sgs.com

8.1.5 Conducted Power of BT

BT DH5 Duty Cycle=2.8996/3.7565 =77.19%



BT		Average Conducted Power(dBm)			
Band	Channel	0	39	78	Tune up
BT	GFSK	7.17	7.36	7.25	8.50
	π/4DQPSK	5.27	4.82	4.89	7.50
	8DPSK	5.26	5.02	5.13	7.50
Band	Channel	0	19	39	Tune up
BLE	GFSK	2.28	3.37	2.98	4.50

Note:

- 1) The conducted power of BT is measured with RMS detector.
- 2) There is no difference in conduction power. Original report ZR/2021/3003305 is quoted



Unless otherwise agreed in writing, this document is issued by the Company subject to its General Conditions of Service printed overleaf, available on request or accessible at <http://www.sgs.com/en/Terms-and-Conditions.aspx> and, for electronic format documents, subject to Terms and Conditions for Electronic Documents at <http://www.sgs.com/en/Terms-and-Conditions/Terms-e-Documents.aspx>. Attention is drawn to the limitation of liability, indemnification and jurisdiction issues defined therein. Any holder of this document is advised that information contained hereon reflects the Company's findings at the time of its intervention only and within the limits of Client's instructions, if any. The Company's sole responsibility is to its Client and this document does not exonerate parties to a transaction from exercising all their rights and obligations under the transaction documents. This document cannot be reproduced except in full, without prior written approval of the Company. Any unauthorized alteration, forgery or falsification of the content or appearance of this document is unlawful and offenders may be prosecuted to the fullest extent of the law. Unless otherwise stated the results shown in this test report refer only to the sample(s) tested and such sample(s) are retained for 30 days only.

Attention: To check the authenticity of testing /inspection report & certificate, please contact us at telephone: (86-755) 8307 1443, or email: CN.Doccheck@sgs.com
 South of No. 6 Plant, No. 1, Runsheng Road, Suzhou Industrial Park, Suzhou Area, China (Jiangsu) Pilot Free Trade Zone 215000 t (86-512) 62992980 www.sgsgroup.com.cn
 中国·苏州·中国(江苏)自由贸易试验区苏州片区苏州工业园区湖胜路1号的6号厂房南楼 邮编: 215000 t (86-512) 62992980 sgs.china@sgs.com

8.2 Stand-alone SAR test evaluation

Unless specifically required by the published RF exposure KDB procedures, standalone 1-g head or body and Product specific 10g SAR evaluation for general population exposure conditions, by measurement or numerical simulation, is not required when the corresponding SAR Test Exclusion Threshold condition is satisfied. These test exclusion conditions are based on source-based time-averaged maximum conducted output power of the RF channel requiring evaluation, adjusted for tune-up tolerance, and the minimum test separation distance required for the exposure conditions.

Freq. Band	Frequency (GHz)	Position	Average Power		Test Separation (mm)	Calculate Value	Exclusion Threshold	Exclusion (Y/N)
			dBm	mW				
Wi-Fi 2.4G	2.472	Head	19.0	79.43	5	25.0	3	N
		Body-worn	19.0	79.43	10	12.5	3	N
		Hotspot	19.0	79.43	10	12.5	3	N
Bluetooth	2.48	Head	8.5	7.08	5	2.2	3	Y
		Body-worn	8.5	7.08	10	1.1	3	Y
		Hotspot	8.5	7.08	10	1.1	3	Y

The 1-g and 10-g SAR test exclusion thresholds for 100 MHz to 6 GHz at test separation distances ≤ 50 mm are determined by:

$[(\text{max. power of channel, including tune-up tolerance, mW}) / (\text{min. test separation distance, mm})] \cdot [\sqrt{f(\text{GHz})}] \leq 3.0$ for 1-g SAR and ≤ 7.5 for 10-g extremity SAR, where

- f(GHz) is the RF channel transmit frequency in GHz
- Power and distance are rounded to the nearest mW and mm before calculation
- The result is rounded to one decimal place for comparison

The test exclusions are applicable only when the minimum test separation distance is ≤ 50 mm and for transmission frequencies between 100 MHz and 6 GHz. When the minimum test separation distance is < 5 mm, a distance of 5 mm is applied to determine SAR test exclusion.



Unless otherwise agreed in writing, this document is issued by the Company subject to its General Conditions of Service printed overleaf, available on request or accessible at <http://www.sgs.com/en/Terms-and-Conditions.aspx> and, for electronic format documents, subject to Terms and Conditions for Electronic Documents at <http://www.sgs.com/en/Terms-and-Conditions/Terms-e-Documents.aspx>. Attention is drawn to the limitation of liability, indemnification and jurisdiction issues defined therein. Any holder of this document is advised that information contained hereon reflects the Company's findings at the time of its intervention only and within the limits of Client's instructions, if any. The Company's sole responsibility is to its Client and this document does not exonerate parties to a transaction from exercising all their rights and obligations under the transaction documents. This document cannot be reproduced except in full, without prior written approval of the Company. Any unauthorized alteration, forgery or falsification of the content or appearance of this document is unlawful and offenders may be prosecuted to the fullest extent of the law. Unless otherwise stated the results shown in this test report refer only to the sample(s) tested and such sample(s) are retained for 30 days only.

South of No. 6 Plant, No. 1, Runsheng Road, Suzhou Industrial Park, Suzhou Area, China (Jiangsu) Pilot Free Trade Zone 215000
中国·苏州·中国(江苏)自由贸易试验区苏州片区苏州工业园区润胜路1号的6号厂房南面 邮编: 215000

t (86-512) 62992980 www.sgs.com.cn
t (86-512) 62992980 sgs.china@sgs.com

8.3 Measurement of SAR Data

Note:

- 1) The maximum Scaled SAR value is marked in bold. Graph results refer to Appendix B.
- 2) Per KDB447498 D01, testing of other required channels within the operating mode of a frequency band is not required when the reported 1-g or 10-g SAR for the mid-band or highest output power channel is:
 - $\leq 0.8\text{W/kg}$ for 1-g or 2.0W/kg for 10-g respectively, when the transmission band is $\leq 100\text{MHz}$.
 - $\leq 0.6\text{ W/kg}$ or 1.5 W/kg , for 1-g or 10-g respectively, when the transmission band is between 100 MHz and 200 MHz.
 - $\leq 0.4\text{ W/kg}$ or 1.0 W/kg , for 1-g or 10-g respectively, when the transmission band is $\geq 200\text{ MHz}$.

WiFi 2.4G:

- 1) When the highest reported SAR for the initial test configuration is adjusted by the ratio of the subsequent test configuration to initial test configuration specified maximum output power and the adjusted SAR is $\leq 1.2\text{ W/kg}$, SAR test for the other 802.11 modes are not required.



Unless otherwise agreed in writing, this document is issued by the Company subject to its General Conditions of Service printed overleaf, available on request or accessible at <http://www.sgs.com/en/Terms-and-Conditions.aspx> and, for electronic format documents, subject to Terms and Conditions for Electronic Documents at <http://www.sgs.com/en/Terms-and-Conditions/Terms-e-Documents.aspx>. Attention is drawn to the limitation of liability, indemnification and jurisdiction issues defined therein. Any holder of this document is advised that information contained hereon reflects the Company's findings at the time of its intervention only and within the limits of Client's instructions, if any. The Company's sole responsibility is to its Client and this document does not exonerate parties to a transaction from exercising all their rights and obligations under the transaction documents. This document cannot be reproduced except in full, without prior written approval of the Company. Any unauthorized alteration, forgery or falsification of the content or appearance of this document is unlawful and offenders may be prosecuted to the fullest extent of the law. Unless otherwise stated the results shown in this test report refer only to the sample(s) tested and such sample(s) are retained for 30 days only.

Attention: To check the authenticity of testing /inspection report & certificate, please contact us at telephone: (86-755) 8307 1443, or email: CN.Doccheck@sgs.com

South of No. 6 Plant, No. 1, Runsheng Road, Suzhou Industrial Park, Suzhou Area, China (Jiangsu) Pilot Free Trade Zone 215000 t (86-512) 62992980 www.sgs.com.cn
中国·苏州·中国(江苏)自由贸易试验区苏州片区苏州工业园区湖胜路1号的6号厂房南楼 邮编: 215000 t (86-512) 62992980 sgs.china@sgs.com

8.3.1 SAR Result of GSM850

Test position	Test mode	Test Ch./Freq.	Duty Cycle	SAR (W/kg)1-g	Power Drift(dB)	Conducted Power(dBm)	Tune up Limit(dBm)	Scaled factor	Scaled SAR(W/kg)	Liquid Temp
Head Test data										
Left cheek	GSM	190/836.6	1:8.3	0.218	0.01	33.02	33.80	1.197	0.261	22.1
Left tilted	GSM	190/836.6	1:8.3	0.156	0.04	33.02	33.80	1.197	0.187	22.1
Right cheek	GSM	190/836.6	1:8.3	0.292	0.08	33.02	33.80	1.197	0.349	22.1
Right tilted	GSM	190/836.6	1:8.3	0.175	-0.02	33.02	33.80	1.197	0.209	22.1
Right cheek with Battery2	GSM	190/836.6	1:8.3	0.285	0.09	33.02	33.80	1.197	0.341	22.1
Body worn Test data(Separate 10mm)										
Front side	GSM	190/836.6	1:8.3	0.230	0.02	33.02	33.80	1.197	0.275	22.1
Back side	GSM	190/836.6	1:8.3	0.376	-0.08	33.02	33.80	1.197	0.450	22.1
Back side with Battery2	GSM	190/836.6	1:8.3	0.368	-0.18	33.02	33.80	1.197	0.440	22.1
Hotspot Test data(Separate 10mm)										
Front side	GPRS 4TS	190/836.6	1:2.075	0.228	0.02	26.56	27.80	1.330	0.303	22.1
Back side	GPRS 4TS	190/836.6	1:2.075	0.354	-0.08	26.56	27.80	1.330	0.471	22.1
Left side	GPRS 4TS	190/836.6	1:2.075	0.139	0.06	26.56	27.80	1.330	0.185	22.1
Right side	GPRS 4TS	190/836.6	1:2.075	0.252	-0.07	26.56	27.80	1.330	0.335	22.1
Bottom side	GPRS 4TS	190/836.6	1:2.075	0.102	0.11	26.56	27.80	1.330	0.136	22.1
Back side with Battery2	GPRS 4TS	190/836.6	1:2.075	0.347	0.08	26.56	27.80	1.330	0.462	22.1

Table 11: SAR of GSM850 for Head and Body (original report ZR/2021/3003305).

Test position	Test mode	Test Ch./Freq.	Duty Cycle	SAR (W/kg)1-g	Power Drift(dB)	Conducted Power(dBm)	Tune up Limit(dBm)	Scale d factor	Scaled SAR(W/kg)	Liqui d Temp
Head Test data										
Right cheek	GSM	190/836.6	1:8.3	0.232	0.01	32.88	33.80	1.236	0.287	22.3
Body worn Test data(Separate 10mm)										
Back side	GSM	190/836.6	1:8.3	0.255	-0.08	32.88	33.80	1.236	0.315	22.3
Hotspot Test data(Separate 10mm)										
Back side	GPRS 4TS	190/836.6	1:2.075	0.289	-0.03	26.46	27.80	1.361	0.393	22.3

Table 12: SAR of GSM850 for Head, Body (variant).



Unless otherwise agreed in writing, this document is issued by the Company subject to its General Conditions of Service printed overleaf, available on request or accessible at <http://www.sgs.com/en/Terms-and-Conditions.aspx> and, for electronic format documents, subject to Terms and Conditions for Electronic Documents at <http://www.sgs.com/en/Terms-and-Conditions/Terms-e-Documents.aspx>. Attention is drawn to the limitation of liability, indemnification and jurisdiction issues defined therein. Any holder of this document is advised that information contained hereon reflects the Company's findings at the time of its intervention only and within the limits of Client's instructions, if any. The Company's sole responsibility is to its Client and this document does not exonerate parties to a transaction from exercising all their rights and obligations under the transaction documents. This document cannot be reproduced except in full, without prior written approval of the Company. Any unauthorized alteration, forgery or falsification of the content or appearance of this document is unlawful and offenders may be prosecuted to the fullest extent of the law. Unless otherwise stated the results shown in this test report refer only to the sample(s) tested and such sample(s) are retained for 30 days only.

Attention: To check the authenticity of testing /inspection report & certificate, please contact us at telephone: (86-755) 8307 1443, or email: CN.Doccheck@sgs.com

South of No. 6 Plant, No. 1, Runsheng Road, Suzhou Industrial Park, Suzhou Area, China (Jiangsu) Pilot Free Trade Zone 215000 t (86-512) 62992980 www.sgs.com.cn
中国·苏州·中国(江苏)自由贸易试验区苏州片区苏州工业园区润胜路1号的6号厂房南楼 邮编: 215000 t (86-512) 62992980 sgs.china@sgs.com

8.3.2 SAR Result of GSM1900

Test position	Test mode	Test Ch./Freq.	Duty Cycle	SAR (W/kg)1-g	Power Drift(dB)	Conducted Power(dBm)	Tune up Limit(dBm)	Scaled factor	Scaled SAR(W/kg)	Liquid Temp
Head Test data										
Left cheek	GSM	661/1880	1:8.3	0.139	0.01	28.86	30.80	1.563	0.217	22.3
Left tilted	GSM	661/1880	1:8.3	0.074	0.03	28.86	30.80	1.563	0.116	22.3
Right cheek	GSM	661/1880	1:8.3	0.210	0.03	28.86	30.80	1.563	0.328	22.3
Right tilted	GSM	661/1880	1:8.3	0.086	0.07	28.86	30.80	1.563	0.134	22.3
Right cheek with Battery2	GSM	661/1880	1:8.3	0.204	0.04	28.86	30.80	1.563	0.319	22.3
Body worn Test data(Separate 10mm)										
Front side	GSM	661/1880	1:8.3	0.259	-0.02	28.86	30.80	1.563	0.405	22.3
Back side	GSM	661/1880	1:8.3	0.401	0.01	28.86	30.80	1.563	0.627	22.3
Back side with Battery2	GSM	661/1880	1:8.3	0.396	0.01	28.86	30.80	1.563	0.619	22.3
Hotspot Test data(Separate 10mm)										
Front side	GPRS 3TS	661/1880	1:2.77	0.278	0.05	25.96	26.50	1.132	0.315	22.3
Back side	GPRS 3TS	661/1880	1:2.77	0.434	-0.18	25.96	26.50	1.132	0.491	22.3
Left side	GPRS 3TS	661/1880	1:2.77	0.194	-0.02	25.96	26.50	1.132	0.220	22.3
Right side	GPRS 3TS	661/1880	1:2.77	0.065	0.13	25.96	26.50	1.132	0.074	22.3
Bottom side	GPRS 3TS	661/1880	1:2.77	0.472	0.01	25.96	26.50	1.132	0.534	22.3
Bottom side with Battery2	GPRS 3TS	661/1880	1:2.77	0.462	0.02	25.96	26.50	1.132	0.523	22.3

Table 13: SAR of GSM1900 for Head and Body (original report ZR/2021/3003305).

Test position	Test mode	Test Ch./Freq.	Duty Cycle	SAR (W/kg)1-g	Power Drift(dB)	Conducted Power(dBm)	Tune up Limit(dBm)	Scale d factor	Scaled SAR(W/kg)	Liqui d Temp
Head Test data										
Right cheek	GSM	661/1880	1:8.3	0.169	0.08	29.07	30.80	1.489	0.252	22.2
Body worn Test data(Separate 10mm)										
Back side	GSM	661/1880	1:8.3	0.390	-0.01	29.07	30.80	1.489	0.581	22.2
Hotspot Test data(Separate 10mm)										
Bottom side	GPRS 3TS	661/1880	1:2.77	0.586	-0.02	24.93	26.50	1.435	0.841	22.2
Bottom side	GPRS 3TS	512/1850.2	1:2.77	0.520	0.11	24.93	26.50	1.435	0.746	22.2
Bottom side	GPRS 3TS	810/1909.8	1:2.77	0.462	0.07	24.93	26.50	1.435	0.663	22.2

Table 14: SAR of GSM1900 for Head, Body (variant).



Unless otherwise agreed in writing, this document is issued by the Company subject to its General Conditions of Service printed overleaf, available on request or accessible at <http://www.sgs.com/en/Terms-and-Conditions.aspx> and, for electronic format documents, subject to Terms and Conditions for Electronic Documents at <http://www.sgs.com/en/Terms-and-Conditions/Terms-e-Documents.aspx>. Attention is drawn to the limitation of liability, indemnification and jurisdiction issues defined therein. Any holder of this document is advised that information contained hereon reflects the Company's findings at the time of its intervention only and within the limits of Client's instructions, if any. The Company's sole responsibility is to its Client and this document does not exonerate parties to a transaction from exercising all their rights and obligations under the transaction documents. This document cannot be reproduced except in full, without prior written approval of the Company. Any unauthorized alteration, forgery or falsification of the content or appearance of this document is unlawful and offenders may be prosecuted to the fullest extent of the law. Unless otherwise stated the results shown in this test report refer only to the sample(s) tested and such sample(s) are retained for 30 days only.

Attention: To check the authenticity of testing/inspection report & certificate, please contact us at telephone: (86-755) 8307 1443, or email: CN.Doccheck@sgs.com

South of No. 6 Plant, No. 1, Runsheng Road, Suzhou Industrial Park, Suzhou Area, China (Jiangsu) Pilot Free Trade Zone 215000 t (86-512) 62992980 www.sgs.com.cn
 中国·苏州·中国(江苏)自由贸易试验区苏州片区苏州工业园区润胜路1号的6号厂房南座 邮编: 215000 t (86-512) 62992980 sgs.china@sgs.com

8.3.3 SAR Result of WCDMA Band II

Test position	Test mode	Test Ch./Freq.	Duty Cycle	SAR (W/kg)1g	Power Drift(dB)	Conducted Power(dBm)	Tune up Limit(dBm)	Scaled factor	Scaled SAR(W/kg)	Liquid Temp
Head Test data										
Left cheek	RMC	9400/1880	1:1	0.282	0.03	24.45	24.80	1.084	0.306	22.3
Left tilted	RMC	9400/1880	1:1	0.149	0.05	24.45	24.80	1.084	0.162	22.3
Right cheek	RMC	9400/1880	1:1	0.415	0.05	24.45	24.80	1.084	0.450	22.3
Right tilted	RMC	9400/1880	1:1	0.133	0.03	24.45	24.80	1.084	0.144	22.3
Right cheek with Battery2	RMC	9400/1880	1:1	0.401	0.03	24.45	24.80	1.084	0.435	22.3
Body worn Test data(Separate 10mm) Sensor on										
Front side	RMC	9400/1880	1:1	0.551	-0.07	22.28	22.80	1.127	0.621	22.3
Back side	RMC	9400/1880	1:1	0.639	-0.09	22.28	22.80	1.127	0.720	22.3
Back side with Battery2	RMC	9400/1880	1:1	0.636	-0.10	22.28	22.80	1.127	0.717	22.3
Body worn Test data Sensor off										
Front side-14mm	RMC	9400/1880	1:1	0.594	0.02	24.45	24.80	1.084	0.644	22.3
Back side-18mm	RMC	9400/1880	1:1	0.440	0.00	24.45	24.80	1.084	0.477	22.3
Hotspot Test data(Separate 10mm) Sensor on										
Front side	RMC	9400/1880	1:1	0.551	-0.07	22.28	22.80	1.127	0.621	22.3
Back side	RMC	9400/1880	1:1	0.639	-0.09	22.28	22.80	1.127	0.720	22.3
Right side	RMC	9400/1880	1:1	0.157	-0.01	22.28	22.80	1.127	0.177	22.3
Bottom side	RMC	9400/1880	1:1	0.731	0.01	22.28	22.80	1.127	0.824	22.3
Bottom side	RMC	9262/1852.4	1:1	0.757	-0.15	22.39	22.80	1.099	0.832	22.3
Bottom side	RMC	9538/1907.6	1:1	0.781	0.02	22.47	22.80	1.079	0.843	22.3
Bottom side with Battery2	RMC	9538/1907.6	1:1	0.758	0.03	22.47	22.80	1.079	0.818	22.3
Hotspot Test data Sensor off										
Front side-14mm	RMC	9400/1880	1:1	0.594	0.02	24.45	24.80	1.084	0.644	22.3
Back side-18mm	RMC	9400/1880	1:1	0.440	0.00	24.45	24.80	1.084	0.477	22.3
Left side-10mm	RMC	9400/1880	1:1	0.398	0.13	24.45	24.80	1.084	0.431	22.3
Right side-9mm	RMC	9400/1880	1:1	0.236	0.01	24.45	24.80	1.084	0.256	22.3
Bottom side-18mm	RMC	9400/1880	1:1	0.443	0.12	24.45	24.80	1.084	0.480	22.3

Table 15: SAR of WCDMA II for Head and Body (original report ZR/2021/3003305).

Test position	Test mode	Test Ch./Freq.	Duty Cycle	SAR (W/kg)1g	Power Drift(dB)	Conducted Power(dBm)	Tune up Limit(dBm)	Scaled factor	Scaled SAR(W/kg)	Liquid Temp
Head Test data										
Right cheek	RMC	9400/1880	1:1	0.313	0.03	23.51	24.80	1.346	0.421	22.2
Body worn Test data(Separate 10mm) Sensor on										
Back side	RMC	9400/1880	1:1	0.536	-0.02	22.13	22.80	1.167	0.625	22.2
Hotspot Test data(Separate 10mm) Sensor on										
Bottom side	RMC	9538/1907.6	1:1	0.789	0.01	22.61	22.80	1.045	0.824	22.2

Table 16: SAR of WCDMA II for Head, Body (variant).



Unless otherwise agreed in writing, this document is issued by the Company subject to its General Conditions of Service printed overleaf, available on request or accessible at <http://www.sgs.com/en/Terms-and-Conditions.aspx> and, for electronic format documents, subject to Terms and Conditions for Electronic Documents at <http://www.sgs.com/en/Terms-and-Conditions/Terms-e-Documents.aspx>. Attention is drawn to the limitation of liability, indemnification and jurisdiction issues defined therein. Any holder of this document is advised that information contained hereon reflects the Company's findings at the time of its intervention only and within the limits of Client's instructions, if any. The Company's sole responsibility is to its Client and this document does not exonerate parties to a transaction from exercising all their rights and obligations under the transaction documents. This document cannot be reproduced except in full, without prior written approval of the Company. Any unauthorized alteration, forgery or falsification of the content or appearance of this document is unlawful and offenders may be prosecuted to the fullest extent of the law. Unless otherwise stated the results shown in this test report refer only to the sample(s) tested and such sample(s) are retained for 30 days only.

Attention: To check the authenticity of testing /inspection report & certificate, please contact us at telephone: (86-755) 8307 1443, or email: CN.Doccheck@sgs.com

South of No. 6 Plant, No. 1, Runsheng Road, Suzhou Industrial Park, Suzhou Area, China (Jiangsu) Pilot Free Trade Zone 215000 t (86-512) 62992980 www.sgsgroup.com.cn
中国·苏州·中国(江苏)自由贸易试验区苏州片区苏州工业园区润胜路1号的6号厂房南座 邮编: 215000 t (86-512) 62992980 sgs.china@sgs.com

8.3.4 SAR Result of WCDMA Band IV

Test position	Test mode	Test Ch./Freq.	Duty Cycle	SAR (W/kg)1-g	Power Drift(dB)	Conducted Power(dBm)	Tune up Limit(dBm)	Scaled factor	Scaled SAR(W/kg)	Liquid Temp
Head Test data										
Left cheek	RMC	1412/1732.4	1:1	0.166	0.03	24.43	24.80	1.089	0.181	22.2
Left tilted	RMC	1412/1732.4	1:1	0.066	0.09	24.43	24.80	1.089	0.072	22.2
Right cheek	RMC	1412/1732.4	1:1	0.243	0.05	24.43	24.80	1.089	0.265	22.2
Right tilted	RMC	1412/1732.4	1:1	0.072	0.07	24.43	24.80	1.089	0.078	22.2
Right cheek with Battery2	RMC	1412/1732.4	1:1	0.237	0.17	24.43	24.80	1.089	0.258	22.2
Body worn Test data(Separate 10mm) Sensor on										
Front side	RMC	1412/1732.4	1:1	0.314	-0.11	22.43	22.80	1.089	0.342	22.2
Back side	RMC	1412/1732.4	1:1	0.360	-0.07	22.43	22.80	1.089	0.392	22.2
Back side with Battery2	RMC	1412/1732.4	1:1	0.354	-0.17	22.43	22.80	1.089	0.385	22.2
Body worn Test data Sensor off										
Front side-14mm	RMC	1412/1732.4	1:1	0.350	-0.07	24.43	24.80	1.089	0.381	22.2
Back side-18mm	RMC	1412/1732.4	1:1	0.231	-0.04	24.43	24.80	1.089	0.252	22.2
Hotspot Test data(Separate 10mm) Sensor on										
Front side	RMC	1412/1732.4	1:1	0.314	-0.11	22.43	22.80	1.089	0.342	22.2
Back side	RMC	1412/1732.4	1:1	0.360	-0.07	22.43	22.80	1.089	0.392	22.2
Right side	RMC	1412/1732.4	1:1	0.084	0.17	22.43	22.80	1.089	0.091	22.2
Bottom side	RMC	1412/1732.4	1:1	0.538	0.17	22.43	22.80	1.089	0.586	22.2
Bottom side with Battery2	RMC	1412/1732.4	1:1	0.528	0.08	22.43	22.80	1.089	0.575	22.2
Hotspot Test data Sensor off										
Front side-14mm	RMC	1412/1732.4	1:1	0.350	-0.07	24.43	24.80	1.089	0.381	22.2
Back side-18mm	RMC	1412/1732.4	1:1	0.231	-0.04	24.43	24.80	1.089	0.252	22.2
Left side-10mm	RMC	1412/1732.4	1:1	0.242	-0.06	24.43	24.80	1.089	0.264	22.2
Right side-9mm	RMC	1412/1732.4	1:1	0.182	0.15	24.43	24.80	1.089	0.198	22.2
Bottom side-18mm	RMC	1412/1732.4	1:1	0.291	0.08	24.43	24.80	1.089	0.317	22.2

Table 17: SAR of WCDAM IV for Head and Body (original report ZR/2021/3003305).

Test position	Test mode	Test Ch./Freq.	Duty Cycle	SAR (W/kg)1-g	Power Drift(dB)	Conducted Power(dBm)	Tune up Limit(dBm)	Scaled factor	Scaled SAR(W/kg)	Liquid Temp
Head Test data										
Right cheek	RMC	1412/1732.4	1:1	0.175	0.07	24.03	24.80	1.194	0.209	22.1
Body worn Test data(Separate 10mm) Sensor on										
Back side	RMC	1412/1732.4	1:1	0.358	0.02	21.93	22.80	1.222	0.437	22.1
Hotspot Test data(Separate 10mm) Sensor on										
Bottom side	RMC	1412/1732.4	1:1	0.376	0.00	21.93	22.80	1.222	0.459	22.1

Table 18: SAR of WCDAM IV for Head, Body (variant).



Unless otherwise agreed in writing, this document is issued by the Company subject to its General Conditions of Service printed overleaf, available on request or accessible at <http://www.sgs.com/en/Terms-and-Conditions.aspx> and, for electronic format documents, subject to Terms and Conditions for Electronic Documents at <http://www.sgs.com/en/Terms-and-Conditions/Terms-e-Documents.aspx>. Attention is drawn to the limitation of liability, indemnification and jurisdiction issues defined therein. Any holder of this document is advised that information contained hereon reflects the Company's findings at the time of its intervention only and within the limits of Client's instructions, if any. The Company's sole responsibility is to its Client and this document does not exonerate parties to a transaction from exercising all their rights and obligations under the transaction documents. This document cannot be reproduced except in full, without prior written approval of the Company. Any unauthorized alteration, forgery or falsification of the content or appearance of this document is unlawful and offenders may be prosecuted to the fullest extent of the law. Unless otherwise stated the results shown in this test report refer only to the sample(s) tested and such sample(s) are retained for 30 days only.

Attention: To check the authenticity of testing /inspection report & certificate, please contact us at telephone: (86-755) 8307 1443, or email: CN.Doccheck@sgs.com

South of No. 6 Plant, No. 1, Runsheng Road, Suzhou Industrial Park, Suzhou Area, China (Jiangsu) Pilot Free Trade Zone 215000 t (86-512) 62992980 www.sgs.com.cn
 中国·苏州·中国(江苏)自由贸易试验区苏州片区苏州工业园区湖胜路1号的6号厂房南楼 邮编: 215000 t (86-512) 62992980 sgs.china@sgs.com

8.3.5 SAR Result of WCDMA Band V

Test position	Test mode	Test Ch./Freq.	Duty Cycle	SAR (W/kg)1-g	Power Drift(dB)	Conducted Power(dBm)	Tune up Limit(dBm)	Scaled factor	Scaled SAR(W/kg)	Liquid Temp
Head Test data										
Left cheek	RMC	4182/836.4	1:1	0.242	0.01	23.86	24.80	1.242	0.300	22.1
Left tilted	RMC	4182/836.4	1:1	0.175	-0.04	23.86	24.80	1.242	0.217	22.1
Right cheek	RMC	4182/836.4	1:1	0.354	0.07	23.86	24.80	1.242	0.440	22.1
Right cheek with Battery2	RMC	4182/836.4	1:1	0.349	0.07	23.86	24.80	1.242	0.433	22.1
Right tilted	RMC	4182/836.4	1:1	0.176	0.11	23.86	24.80	1.242	0.219	22.1
Body worn Test data(Separate 10mm)										
Front side	RMC	4182/836.4	1:1	0.285	0.06	23.86	24.80	1.242	0.354	22.1
Back side	RMC	4182/836.4	1:1	0.469	-0.04	23.86	24.80	1.242	0.582	22.1
Back side with Battery2	RMC	4182/836.4	1:1	0.463	-0.02	23.86	24.80	1.242	0.575	22.1
Hotspot Test data(Separate 10mm)										
Front side	RMC	4182/836.4	1:1	0.285	0.06	23.86	24.80	1.242	0.354	22.1
Back side	RMC	4182/836.4	1:1	0.469	-0.04	23.86	24.80	1.242	0.582	22.1
Left side	RMC	4182/836.4	1:1	0.176	0.02	23.86	24.80	1.242	0.219	22.1
Right side	RMC	4182/836.4	1:1	0.306	0.12	23.86	24.80	1.242	0.380	22.1
Bottom side	RMC	4182/836.4	1:1	0.144	-0.03	23.86	24.80	1.242	0.179	22.1
Back side with Battery2	RMC	4182/836.4	1:1	0.463	-0.02	23.86	24.80	1.242	0.575	22.1

Table 19: SAR of WCDMA V for Head and Body (original report ZR/2021/3003305).

Test position	Test mode	Test Ch./Freq.	Duty Cycle	SAR (W/kg)1-g	Power Drift(dB)	Conducted Power(dBm)	Tune up Limit(dBm)	Scaled factor	Scaled SAR(W/kg)	Liquid Temp
Head Test data										
Right cheek	RMC	4182/836.4	1:1	0.369	0.05	23.95	24.80	1.216	0.449	22.3
Body worn Test data(Separate 10mm)										
Back side	RMC	4182/836.4	1:1	0.404	-0.15	23.95	24.80	1.216	0.491	22.3
Hotspot Test data(Separate 10mm)										
Back side	RMC	4182/836.4	1:1	0.404	-0.15	23.95	24.80	1.216	0.491	22.3

Table 20: SAR of WCDMA V for Head, Body (variant).



Unless otherwise agreed in writing, this document is issued by the Company subject to its General Conditions of Service printed overleaf, available on request or accessible at <http://www.sgs.com/en/Terms-and-Conditions.aspx> and, for electronic format documents, subject to Terms and Conditions for Electronic Documents at <http://www.sgs.com/en/Terms-and-Conditions/Terms-e-Documents.aspx>. Attention is drawn to the limitation of liability, indemnification and jurisdiction issues defined therein. Any holder of this document is advised that information contained hereon reflects the Company's findings at the time of its intervention only and within the limits of Client's instructions, if any. The Company's sole responsibility is to its Client and this document does not exonerate parties to a transaction from exercising all their rights and obligations under the transaction documents. This document cannot be reproduced except in full, without prior written approval of the Company. Any unauthorized alteration, forgery or falsification of the content or appearance of this document is unlawful and offenders may be prosecuted to the fullest extent of the law. Unless otherwise stated the results shown in this test report refer only to the sample(s) tested and such sample(s) are retained for 30 days only.

Attention: To check the authenticity of testing/inspection report & certificate, please contact us at telephone: (86-755) 8307 1443, or email: CN.Doccheck@sgs.com

South of No. 6 Plant, No. 1, Runsheng Road, Suzhou Industrial Park, Suzhou Area, China (Jiangsu) Pilot Free Trade Zone 215000 t (86-512) 62992980 www.sgs.com.cn
中国·苏州·中国(江苏)自由贸易试验区苏州片区苏州工业园区湖胜路1号的6号厂房南楼 邮编: 215000 t (86-512) 62992980 sgs.china@sgs.com

8.3.6 SAR Result of LTE Band 2

Test position	BW.	Test mode	Test Ch./Freq.	Duty Cycle	SAR (W/kg)-1-g	Power Drift(dB)	Conducted power(dBm)	Tune up Limit(dBm)	Scaled factor	Scaled SAR(W/kg)	Liquid Temp.
Head Test data(1RB)											
Left cheek	20	QPSK 1RB_0	18900/1880	1:1	0.209	0.09	22.86	23.30	1.107	0.231	22.3
Left tilted	20	QPSK 1RB_0	18900/1880	1:1	0.121	0.12	22.86	23.30	1.107	0.134	22.3
Right cheek	20	QPSK 1RB_0	18900/1880	1:1	0.322	0.05	22.86	23.30	1.107	0.356	22.3
Right tilted	20	QPSK 1RB_0	18900/1880	1:1	0.118	0.09	22.86	23.30	1.107	0.131	22.3
Right cheek with Battery2	20	QPSK 1RB_0	18900/1880	1:1	0.310	0.03	22.86	23.30	1.107	0.343	22.3
Head Test data(50%RB)											
Left cheek	20	QPSK 50RB_0	18900/1880	1:1	0.174	0.03	21.76	22.30	1.132	0.197	22.3
Left tilted	20	QPSK 50RB_0	18900/1880	1:1	0.098	0.02	21.76	22.30	1.132	0.111	22.3
Right cheek	20	QPSK 50RB_0	18900/1880	1:1	0.248	0.07	21.76	22.30	1.132	0.281	22.3
Right tilted	20	QPSK 50RB_0	18900/1880	1:1	0.090	0.10	21.76	22.30	1.132	0.102	22.3
Body worn Test data(Separate 10mm 1RB) Sensor on											
Front side	20	QPSK 1RB_50	18900/1880	1:1	0.399	0.17	20.76	21.30	1.132	0.452	22.3
Back side	20	QPSK 1RB_50	18900/1880	1:1	0.496	-0.04	20.76	21.30	1.132	0.562	22.3
Back side with Battery2	20	QPSK 1RB_50	18900/1880	1:1	0.489	-0.14	20.76	21.30	1.132	0.554	22.3
Body worn Test data (1RB) Sensor off											
Front side-14mm	20	QPSK 1RB_0	18900/1880	1:1	0.439	-0.06	22.86	23.30	1.107	0.486	22.3
Back side-18mm	20	QPSK 1RB_0	18900/1880	1:1	0.334	-0.12	22.86	23.30	1.107	0.370	22.3
Body worn Test data(Separate 10mm 50%RB) Sensor on											
Front side	20	QPSK 50RB_0	18700/1860	1:1	0.327	-0.14	19.73	20.30	1.140	0.373	22.3
Back side	20	QPSK 50RB_0	18700/1860	1:1	0.468	0.02	19.73	20.30	1.140	0.534	22.3
Body worn Test data (50%RB) Sensor off											
Front side-14mm	20	QPSK 50RB_0	18900/1880	1:1	0.366	-0.04	21.76	22.30	1.132	0.414	22.3
Back side-18mm	20	QPSK 50RB_0	18900/1880	1:1	0.279	0.01	21.76	22.30	1.132	0.316	22.3
Hotspot Test data(Separate 10mm 1RB) Sensor on											
Front side	20	QPSK 1RB_50	18900/1880	1:1	0.399	0.17	20.76	21.30	1.132	0.452	22.3
Back side	20	QPSK 1RB_50	18900/1880	1:1	0.496	-0.04	20.76	21.30	1.132	0.562	22.3
Right side	20	QPSK 1RB_50	18900/1880	1:1	0.125	-0.03	20.76	21.30	1.132	0.142	22.3
Bottom side	20	QPSK 1RB_50	18900/1880	1:1	0.586	0.17	20.76	21.30	1.132	0.664	22.3
Bottom side with Battery2	20	QPSK 1RB_50	18900/1880	1:1	0.569	0.01	20.76	21.30	1.132	0.644	22.3
Hotspot Test data(1RB) Sensor off											
Front side-14mm	20	QPSK 1RB_0	18900/1880	1:1	0.439	-0.06	22.86	23.30	1.107	0.486	22.3
Back side-18mm	20	QPSK 1RB_0	18900/1880	1:1	0.334	-0.12	22.86	23.30	1.107	0.370	22.3
Left side-10mm	20	QPSK 1RB_0	18900/1880	1:1	0.328	0.06	22.86	23.30	1.107	0.363	22.3
Right side-9mm	20	QPSK 1RB_0	18900/1880	1:1	0.257	0.08	22.86	23.30	1.107	0.284	22.3
Bottom side-18mm	20	QPSK 1RB_0	18900/1880	1:1	0.340	0.12	22.86	23.30	1.107	0.376	22.3
Hotspot Test data (Separate 10mm 50%RB) Sensor on											
Front side	20	QPSK 50RB_0	18700/1860	1:1	0.327	-0.14	19.73	20.30	1.140	0.373	22.3
Back side	20	QPSK 50RB_0	18700/1860	1:1	0.468	0.02	19.73	20.30	1.140	0.534	22.3
Right side	20	QPSK 50RB_0	18700/1860	1:1	0.103	0.09	19.73	20.30	1.140	0.117	22.3
Bottom side	20	QPSK 50RB_0	18700/1860	1:1	0.500	-0.09	19.73	20.30	1.140	0.570	22.3
Hotspot Test data (50%RB) Sensor off											
Front side-14mm	20	QPSK 50RB_0	18900/1880	1:1	0.366	-0.04	21.76	22.30	1.132	0.414	22.3
Back side-18mm	20	QPSK 50RB_0	18900/1880	1:1	0.279	0.01	21.76	22.30	1.132	0.316	22.3
Left side-10mm	20	QPSK 50RB_0	18900/1880	1:1	0.255	0.06	21.76	22.30	1.132	0.289	22.3
Right side-9mm	20	QPSK 50RB_0	18900/1880	1:1	0.210	-0.02	21.76	22.30	1.132	0.238	22.3
Bottom side-18mm	20	QPSK 50RB_0	18900/1880	1:1	0.281	0.10	21.76	22.30	1.132	0.318	22.3

Table 21: SAR of LTE Band 2 for Head and Body (original report ZR/2021/3003305).



Unless otherwise agreed in writing, this document is issued by the Company subject to its General Conditions of Service printed overleaf, available on request or accessible at <http://www.sgs.com/en/Terms-and-Conditions.aspx> and, for electronic format documents, subject to Terms and Conditions for Electronic Documents at <http://www.sgs.com/en/Terms-and-Conditions/Terms-e-Documents.aspx>. Attention is drawn to the limitation of liability, indemnification and jurisdiction issues defined therein. Any holder of this document is advised that information contained hereon reflects the Company's findings at the time of its intervention only and within the limits of Client's instructions, if any. The Company's sole responsibility is to its Client and this document does not exonerate parties to a transaction from exercising all their rights and obligations under the transaction documents. This document cannot be reproduced except in full, without prior written approval of the Company. Any unauthorized alteration, forgery or falsification of the content or appearance of this document is unlawful and offenders may be prosecuted to the fullest extent of the law. Unless otherwise stated the results shown in this test report refer only to the sample(s) tested and such sample(s) are retained for 30 days only.

Attention: To check the authenticity of testing/inspection report & certificate, please contact us at telephone: (86-755) 8307 1443, or email: CN.Doccheck@sgs.com

South of No. 6 Plant, No. 1, Runsheng Road, Suzhou Industrial Park, Suzhou Area, China (Jiangsu) Pilot Free Trade Zone 215000 t (86-512) 62992980 www.sgs.com.cn
中国·苏州·中国(江苏)自由贸易试验区苏州片区苏州工业园区湖胜路1号的6号厂房南座 邮编: 215000 t (86-512) 62992980 sgs.china@sgs.com

Test position	BW.	Test mode	Test Ch./Freq.	Duty Cycle	SAR (W/kg)1-g	Power Drift(dB)	Conducted power(dBm)	Tune up Limit(dBm)	Scaled factor	Scaled SAR(W/kg)	Liquid Temp.
Head Test data(1RB)											
Right cheek	20	QPSK 1RB_0	18900/1880	1:1	0.250	0.01	21.87	23.30	1.390	0.347	22.2
Body worn Test data(Separate 10mm 1RB) Sensor on											
Back side	20	QPSK 1RB_50	18900/1880	1:1	0.431	-0.01	19.75	21.30	1.429	0.616	22.2
Hotspot Test data(Separate 10mm 1RB) Sensor on											
Bottom side	20	QPSK 1RB_50	18900/1880	1:1	0.538	0.03	19.75	21.30	1.429	0.769	22.2

Table 22: SAR of LTE Band 2 for Head, Body (variant).



Unless otherwise agreed in writing, this document is issued by the Company subject to its General Conditions of Service printed overleaf, available on request or accessible at <http://www.sgs.com/en/Terms-and-Conditions.aspx> and, for electronic format documents, subject to Terms and Conditions for Electronic Documents at <http://www.sgs.com/en/Terms-and-Conditions/Terms-e-Documents.aspx>. Attention is drawn to the limitation of liability, indemnification and jurisdiction issues defined therein. Any holder of this document is advised that information contained hereon reflects the Company's findings at the time of its intervention only and within the limits of Client's instructions, if any. The Company's sole responsibility is to its Client and this document does not exonerate parties to a transaction from exercising all their rights and obligations under the transaction documents. This document cannot be reproduced except in full, without prior written approval of the Company. Any unauthorized alteration, forgery or falsification of the content or appearance of this document is unlawful and offenders may be prosecuted to the fullest extent of the law. Unless otherwise stated the results shown in this test report refer only to the sample(s) tested and such sample(s) are retained for 30 days only.

Attention: To check the authenticity of testing /inspection report & certificate, please contact us at telephone: (86-755) 8307 1443, or email: CN.Doccheck@sgs.com

8.3.7 SAR Result of LTE Band 4

Test position	BW.	Test mode	Test Ch./Freq.	Duty Cycle	SAR (W/kg)1-g	Power Drift(dB)	Conducted power(dBm)	Tune up Limit(dBm)	Scaled factor	Scaled SAR(W/kg)	Liquid Temp.
Head Test data(1RB)											
Left cheek	20	QPSK 1RB 99	20175/1732.5	1:1	0.143	0.11	23.85	24.30	1.109	0.159	22.2
Left tilted	20	QPSK 1RB 99	20175/1732.5	1:1	0.057	0.03	23.85	24.30	1.109	0.063	22.2
Right cheek	20	QPSK 1RB 99	20175/1732.5	1:1	0.210	0.05	23.85	24.30	1.109	0.233	22.2
Right tilted	20	QPSK 1RB 99	20175/1732.5	1:1	0.073	0.05	23.85	24.30	1.109	0.081	22.2
Head Test data(50%RB)											
Left cheek	20	QPSK 50RB 25	20300/1745	1:1	0.137	0.08	22.85	23.30	1.109	0.152	22.2
Left tilted	20	QPSK 50RB 25	20300/1745	1:1	0.053	0.09	22.85	23.30	1.109	0.059	22.2
Right cheek	20	QPSK 50RB 25	20300/1745	1:1	0.223	0.10	22.85	23.30	1.109	0.247	22.2
Right tilted	20	QPSK 50RB 25	20300/1745	1:1	0.066	0.02	22.85	23.30	1.109	0.073	22.2
Right cheek with Battery2	20	QPSK 50RB 25	20300/1745	1:1	0.204	0.13	22.85	23.30	1.109	0.226	22.2
Body worn Test data(Separate 10mm 1RB) Sensor on											
Front side	20	QPSK 1RB 50	20300/1745	1:1	0.296	0.04	21.70	22.30	1.148	0.340	22.3
Back side	20	QPSK 1RB 50	20300/1745	1:1	0.393	-0.19	21.70	22.30	1.148	0.451	22.3
Back side with Battery2	20	QPSK 1RB 50	20300/1745	1:1	0.381	0.09	21.70	22.30	1.148	0.437	22.3
Body worn Test data (1RB) Sensor off											
Front side-14mm	20	QPSK 1RB 99	20175/1732.5	1:1	0.267	-0.07	23.85	24.30	1.109	0.296	22.3
Back side-18mm	20	QPSK 1RB 99	20175/1732.5	1:1	0.189	-0.09	23.85	24.30	1.109	0.210	22.3
Body worn Test data(Separate 10mm 50%RB) Sensor on											
Front side	20	QPSK 50RB 25	20300/1745	1:1	0.236	-0.01	20.89	21.30	1.099	0.259	22.3
Back side	20	QPSK 50RB 25	20300/1745	1:1	0.309	-0.14	20.89	21.30	1.099	0.340	22.3
Body worn Test data (50%RB) Sensor off											
Front side-14mm	20	QPSK 50RB 25	20300/1745	1:1	0.220	-0.12	22.85	23.30	1.109	0.244	22.3
Back side-18mm	20	QPSK 50RB 25	20300/1745	1:1	0.166	-0.06	22.85	23.30	1.109	0.184	22.3
Hotspot Test data(Separate 10mm 1RB) Sensor on											
Front side	20	QPSK 1RB 50	20300/1745	1:1	0.296	0.04	21.70	22.30	1.148	0.340	22.3
Back side	20	QPSK 1RB 50	20300/1745	1:1	0.393	-0.19	21.70	22.30	1.148	0.451	22.3
Right side	20	QPSK 1RB 50	20300/1745	1:1	0.063	0.09	21.70	22.30	1.148	0.072	22.3
Bottom side	20	QPSK 1RB 50	20300/1745	1:1	0.390	-0.13	21.70	22.30	1.148	0.448	22.3
Back side with Battery2	20	QPSK 1RB 50	20300/1745	1:1	0.381	0.09	21.70	22.30	1.148	0.437	22.3
Hotspot Test data(1RB) Sensor off											
Front side-14mm	20	QPSK 1RB 99	20175/1732.5	1:1	0.267	-0.07	23.85	24.30	1.109	0.296	22.3
Back side-18mm	20	QPSK 1RB 99	20175/1732.5	1:1	0.189	-0.09	23.85	24.30	1.109	0.210	22.3
Left side-10mm	20	QPSK 1RB 99	20175/1732.5	1:1	0.210	0.07	23.85	24.30	1.109	0.233	22.3
Right side-9mm	20	QPSK 1RB 99	20175/1732.5	1:1	0.132	-0.06	23.85	24.30	1.109	0.146	22.3
Bottom side-18mm	20	QPSK 1RB 99	20175/1732.5	1:1	0.251	0.16	23.85	24.30	1.109	0.278	22.3
Hotspot Test data (Separate 10mm 50%RB) Sensor on											
Front side	20	QPSK 50RB 25	20300/1745	1:1	0.236	-0.01	20.89	21.30	1.099	0.259	22.3
Back side	20	QPSK 50RB 25	20300/1745	1:1	0.309	-0.14	20.89	21.30	1.099	0.340	22.3
Right side	20	QPSK 50RB 25	20300/1745	1:1	0.051	0.06	20.89	21.30	1.099	0.055	22.3
Bottom side	20	QPSK 50RB 25	20300/1745	1:1	0.311	-0.06	20.89	21.30	1.099	0.342	22.3
Hotspot Test data (50%RB) Sensor off											
Front side-14mm	20	QPSK 50RB 25	20300/1745	1:1	0.220	-0.12	22.85	23.30	1.109	0.244	22.3
Back side-18mm	20	QPSK 50RB 25	20300/1745	1:1	0.166	-0.06	22.85	23.30	1.109	0.184	22.3
Left side-10mm	20	QPSK 50RB 25	20300/1745	1:1	0.191	0.12	22.85	23.30	1.109	0.212	22.3
Right side-9mm	20	QPSK 50RB 25	20300/1745	1:1	0.133	-0.07	22.85	23.30	1.109	0.148	22.3
Bottom side-18mm	20	QPSK 50RB 25	20300/1745	1:1	0.226	0.05	22.85	23.30	1.109	0.251	22.3

Table 23: SAR of LTE Band 4 for Head and Body (original report ZR/2021/3003305).



Unless otherwise agreed in writing, this document is issued by the Company subject to its General Conditions of Service printed overleaf, available on request or accessible at <http://www.sgs.com/en/Terms-and-Conditions.aspx> and, for electronic format documents, subject to Terms and Conditions for Electronic Documents at <http://www.sgs.com/en/Terms-and-Conditions/Terms-e-Documents.aspx>. Attention is drawn to the limitation of liability, indemnification and jurisdiction issues defined therein. Any holder of this document is advised that information contained hereon reflects the Company's findings at the time of its intervention only and within the limits of Client's instructions, if any. The Company's sole responsibility is to its Client and this document does not exonerate parties to a transaction from exercising all their rights and obligations under the transaction documents. This document cannot be reproduced except in full, without prior written approval of the Company. Any unauthorized alteration, forgery or falsification of the content or appearance of this document is unlawful and offenders may be prosecuted to the fullest extent of the law. Unless otherwise stated the results shown in this test report refer only to the sample(s) tested and such sample(s) are retained for 30 days only.

Attention: To check the authenticity of testing/inspection report & certificate, please contact us at telephone: (86-755) 8307 1443, or email: CN.Doccheck@sgs.com

South of No. 6 Plant, No. 1, Runsheng Road, Suzhou Industrial Park, Suzhou Area, China (Jiangsu) Pilot Free Trade Zone 215000 t (86-512) 62992980 www.sgs.com.cn
中国·苏州·中国(江苏)自由贸易试验区苏州片区苏州工业园区湖胜路1号的6号厂房南座 邮编: 215000 t (86-512) 62992980 sgs.china@sgs.com

Test position	BW.	Test mode	Test Ch./Freq.	Duty Cycle	SAR (W/kg)1-g	Power Drift(dB)	Conducted power(dBm)	Tune up Limit(dBm)	Scaled factor	Scaled SAR(W/kg)	Liquid Temp.
Head Test data(1RB)											
Right cheek	20	QPSK 50RB_25	20300/1745	1:1	0.152	0.02	22.29	23.30	1.262	0.192	22.1
Body worn Test data(Separate 10mm 1RB) Sensor on											
Back side	20	QPSK 1RB_50	20300/1745	1:1	0.302	0.07	21.20	22.30	1.288	0.389	22.1
Hotspot Test data(Separate 10mm 1RB) Sensor on											
Back side	20	QPSK 1RB_50	20300/1745	1:1	0.302	0.07	21.20	22.30	1.288	0.389	22.1

Table 24: SAR of LTE Band 4 for Head, Body (variant).



Unless otherwise agreed in writing, this document is issued by the Company subject to its General Conditions of Service printed overleaf, available on request or accessible at <http://www.sgs.com/en/Terms-and-Conditions.aspx> and, for electronic format documents, subject to Terms and Conditions for Electronic Documents at <http://www.sgs.com/en/Terms-and-Conditions/Terms-e-Documents.aspx>. Attention is drawn to the limitation of liability, indemnification and jurisdiction issues defined therein. Any holder of this document is advised that information contained hereon reflects the Company's findings at the time of its intervention only and within the limits of Client's instructions, if any. The Company's sole responsibility is to its Client and this document does not exonerate parties to a transaction from exercising all their rights and obligations under the transaction documents. This document cannot be reproduced except in full, without prior written approval of the Company. Any unauthorized alteration, forgery or falsification of the content or appearance of this document is unlawful and offenders may be prosecuted to the fullest extent of the law. Unless otherwise stated the results shown in this test report refer only to the sample(s) tested and such sample(s) are retained for 30 days only.

Attention: To check the authenticity of testing /inspection report & certificate, please contact us at telephone: (86-755) 8307 1443, or email: CN.Doccheck@sgs.com

8.3.8 SAR Result of LTE Band 5

Test position	BW.	Test mode	Test Ch./Freq.	Duty Cycle	SAR (W/kg)1-g	Power Drift(dB)	Conducted power(dBm)	Tune up Limit(dBm)	Scaled factor	Scaled SAR(W/kg)	Liquid Temp.
Head Test data(1RB)											
Left cheek	10	QPSK 1RB 25	20450/829	1:1	0.175	0.04	22.36	23.30	1.242	0.217	22.1
Left tilted	10	QPSK 1RB 25	20450/829	1:1	0.115	-0.01	22.36	23.30	1.242	0.143	22.1
Right cheek	10	QPSK 1RB 25	20450/829	1:1	0.261	-0.05	22.36	23.30	1.242	0.324	22.1
Right tilted	10	QPSK 1RB 25	20450/829	1:1	0.122	0.12	22.36	23.30	1.242	0.151	22.1
Right cheek with Battery2	10	QPSK 1RB 25	20450/829	1:1	0.255	-0.04	22.36	23.30	1.242	0.317	22.1
Head Test data(50%RB)											
Left cheek	10	QPSK 25RB 13	20450/829	1:1	0.144	0.06	21.43	22.30	1.222	0.176	22.1
Left tilted	10	QPSK 25RB 13	20450/829	1:1	0.099	0.09	21.43	22.30	1.222	0.121	22.1
Right cheek	10	QPSK 25RB 13	20450/829	1:1	0.188	-0.12	21.43	22.30	1.222	0.230	22.1
Right tilted	10	QPSK 25RB 13	20450/829	1:1	0.104	0.03	21.43	22.30	1.222	0.127	22.1
Body worn Test data(Separate 10mm 1RB)											
Front side	10	QPSK 1RB 25	20450/829	1:1	0.202	0.11	22.36	23.30	1.242	0.251	22.1
Back side	10	QPSK 1RB 25	20450/829	1:1	0.259	-0.10	22.36	23.30	1.242	0.322	22.1
Back side with Battery2	10	QPSK 1RB 25	20450/829	1:1	0.253	-0.01	22.36	23.30	1.242	0.314	22.1
Body worn Test data (Separate 10mm 50%RB)											
Front side	10	QPSK 25RB 13	20450/829	1:1	0.171	0.01	21.43	22.30	1.222	0.209	22.1
Back side	10	QPSK 25RB 13	20450/829	1:1	0.216	-0.01	21.43	22.30	1.222	0.264	22.1
Hotspot Test data(Separate 10mm 1RB)											
Front side	10	QPSK 1RB 25	20450/829	1:1	0.202	0.11	22.36	23.30	1.242	0.251	22.1
Back side	10	QPSK 1RB 25	20450/829	1:1	0.259	-0.10	22.36	23.30	1.242	0.322	22.1
Left side	10	QPSK 1RB 25	20450/829	1:1	0.120	0.00	22.36	23.30	1.242	0.149	22.1
Right side	10	QPSK 1RB 25	20450/829	1:1	0.237	0.03	22.36	23.30	1.242	0.294	22.1
Bottom side	10	QPSK 1RB 25	20450/829	1:1	0.113	0.04	22.36	23.30	1.242	0.140	22.1
Back side with Battery2	10	QPSK 1RB 25	20450/829	1:1	0.253	-0.01	22.36	23.30	1.242	0.314	22.1
Hotspot Test data (Separate 10mm 50%RB)											
Front side	10	QPSK 25RB 13	20450/829	1:1	0.171	0.01	21.43	22.30	1.222	0.209	22.1
Back side	10	QPSK 25RB 13	20450/829	1:1	0.216	-0.01	21.43	22.30	1.222	0.264	22.1
Left side	10	QPSK 25RB 13	20450/829	1:1	0.101	0.05	21.43	22.30	1.222	0.123	22.1
Right side	10	QPSK 25RB 13	20450/829	1:1	0.201	-0.09	21.43	22.30	1.222	0.246	22.1
Bottom side	10	QPSK 25RB 13	20450/829	1:1	0.088	0.06	21.43	22.30	1.222	0.108	22.1

Table 25: SAR of LTE Band 5 for Head and Body (original report ZR/2021/3003305).

Test position	BW.	Test mode	Test Ch./Freq.	Duty Cycle	SAR (W/kg)1-g	Power Drift(dB)	Conducted power(dBm)	Tune up Limit(dBm)	Scaled factor	Scaled SAR(W/kg)	Liquid Temp.
Head Test data(1RB)											
Right cheek	10	QPSK 1RB 25	20450/829	1:1	0.225	0.02	22.45	23.30	1.216	0.274	22.3
Body worn Test data(Separate 10mm 1RB)											
Back side	10	QPSK 1RB 25	20450/829	1:1	0.276	-0.11	22.45	23.30	1.216	0.336	22.3
Hotspot Test data(Separate 10mm 1RB)											
Back side	10	QPSK 1RB 25	20450/829	1:1	0.276	-0.11	22.45	23.30	1.216	0.336	22.3

Table 26: SAR of LTE Band 5 for Head, Body (variant).



8.3.9 SAR Result of LTE Band 7

Test position	BW.	Test mode	Test Ch./Freq.	Duty Cycle	SAR (W/kg)1g	Power Drift(dB)	Conducted power(dBm)	Tune up Limit(dBm)	Scaled factor	Scaled SAR(W/kg)	Liquid Temp.
Head Test data(1RB)											
Left cheek	20	QPSK 1RB_0	20850/2510	1:1	0.589	0.08	22.96	24.30	1.361	0.802	22.1
Left tilted	20	QPSK 1RB_0	20850/2510	1:1	0.180	0.02	22.96	24.30	1.361	0.245	22.1
Right cheek	20	QPSK 1RB_0	20850/2510	1:1	0.254	0.06	22.96	24.30	1.361	0.346	22.1
Right tilted	20	QPSK 1RB_0	20850/2510	1:1	0.198	-0.01	22.96	24.30	1.361	0.270	22.1
Left cheek	20	QPSK 1RB_99	21100/2535.5	1:1	0.616	0.02	22.80	24.30	1.413	0.870	22.1
Left cheek	20	QPSK 1RB_50	21350/2560	1:1	0.684	0.01	22.95	24.30	1.365	0.933	22.1
Left cheek with Battery2	20	QPSK 1RB_50	21350/2560	1:1	0.674	0.13	22.95	24.30	1.365	0.920	22.1
Head Test data(50%RB)											
Left cheek	20	QPSK 50RB_25	21350/2560	1:1	0.349	0.06	22.31	23.30	1.256	0.438	22.1
Left tilted	20	QPSK 50RB_25	21350/2560	1:1	0.152	0.05	22.31	23.30	1.256	0.191	22.1
Right cheek	20	QPSK 50RB_25	21350/2560	1:1	0.201	0.01	22.31	23.30	1.256	0.252	22.1
Right tilted	20	QPSK 50RB_25	21350/2560	1:1	0.152	-0.11	22.31	23.30	1.256	0.191	22.1
Head Test data(100%RB)											
Left cheek	20	QPSK 100RB_0	21350/2560	1:1	0.346	0.06	22.35	23.30	1.245	0.431	22.1
Body worn Test data(Separate 10mm 1RB) Sensor on											
Front side	20	QPSK 1RB_99	21350/2560	1:1	0.414	0.17	21.02	22.30	1.343	0.556	22.3
Back side	20	QPSK 1RB_99	21350/2560	1:1	0.627	0.05	21.02	22.30	1.343	0.842	22.3
Back side	20	QPSK 1RB_99	20850/2510	1:1	0.404	-0.02	21.01	22.30	1.346	0.544	22.3
Back side	20	QPSK 1RB_0	21100/2535.5	1:1	0.546	0.04	20.78	22.30	1.419	0.775	22.3
Back side with Battery2	20	QPSK 1RB_99	21350/2560	1:1	0.614	0.02	21.02	22.30	1.343	0.824	22.3
Body worn Test data (1RB) Sensor off											
Front side-14mm	20	QPSK 1RB_0	20850/2510	1:1	0.460	-0.06	22.96	24.30	1.361	0.626	22.3
Back side-18mm	20	QPSK 1RB_0	20850/2510	1:1	0.180	0.08	22.96	24.30	1.361	0.245	22.3
Body worn Test data(Separate 10mm 50%RB) Sensor on											
Front side	20	QPSK 50RB_25	21350/2560	1:1	0.298	-0.12	20.19	21.30	1.291	0.385	22.3
Back side	20	QPSK 50RB_25	21350/2560	1:1	0.371	-0.15	20.19	21.30	1.291	0.479	22.3
Body worn Test data (50%RB) Sensor off											
Front side-14mm	20	QPSK 50RB_25	21350/2560	1:1	0.364	0.08	22.31	23.30	1.256	0.457	22.3
Back side-18mm	20	QPSK 50RB_25	21350/2560	1:1	0.184	0.04	22.31	23.30	1.256	0.231	22.3
Body worn Test data (Separate 10mm 100%RB) Sensor on											
Back side	20	QPSK 100RB_0	21350/2560	1:1	0.458	0.11	20.16	21.30	1.300	0.595	22.3
Hotspot Test data(Separate 10mm 1RB) Sensor on											
Front side	20	QPSK 1RB_99	21350/2560	1:1	0.414	0.17	21.02	22.30	1.343	0.556	22.3
Back side	20	QPSK 1RB_99	21350/2560	1:1	0.627	0.05	21.02	22.30	1.343	0.842	22.3
Back side	20	QPSK 1RB_99	20850/2510	1:1	0.404	-0.02	21.01	22.30	1.346	0.544	22.3
Back side	20	QPSK 1RB_0	21100/2535.5	1:1	0.546	0.04	20.78	22.30	1.419	0.775	22.3
Right side	20	QPSK 1RB_99	21350/2560	1:1	0.112	0.00	21.02	22.30	1.343	0.150	22.3
Bottom side	20	QPSK 1RB_99	21350/2560	1:1	0.554	0.18	21.02	22.30	1.343	0.744	22.3
Back side with Battery2	20	QPSK 1RB_99	21350/2560	1:1	0.614	0.02	21.02	22.30	1.343	0.824	22.3
Hotspot Test data(1RB) Sensor off											
Front side-14mm	20	QPSK 1RB_0	20850/2510	1:1	0.460	-0.06	22.96	24.30	1.361	0.626	22.3
Back side-18mm	20	QPSK 1RB_0	20850/2510	1:1	0.180	0.08	22.96	24.30	1.361	0.245	22.3
Left side-10mm	20	QPSK 1RB_0	20850/2510	1:1	0.501	0.07	22.96	24.30	1.361	0.682	22.3
Right side-9mm	20	QPSK 1RB_0	20850/2510	1:1	0.138	-0.17	22.96	24.30	1.361	0.188	22.3
Bottom side-18mm	20	QPSK 1RB_0	20850/2510	1:1	0.349	-0.12	22.96	24.30	1.361	0.475	22.3
Hotspot Test data (Separate 10mm 50%RB) Sensor on											
Front side	20	QPSK 50RB_25	21350/2560	1:1	0.298	-0.12	20.19	21.30	1.291	0.385	22.3
Back side	20	QPSK 50RB_25	21350/2560	1:1	0.371	-0.15	20.19	21.30	1.291	0.479	22.3



Unless otherwise agreed in writing, this document is issued by the Company subject to its General Conditions of Service printed overleaf, available on request or accessible at <http://www.sgs.com/en/Terms-and-Conditions.aspx> and, for electronic format documents, subject to Terms and Conditions for Electronic Documents at <http://www.sgs.com/en/Terms-and-Conditions/Terms-e-Documents.aspx>. Attention is drawn to the limitation of liability, indemnification and jurisdiction issues defined therein. Any holder of this document is advised that information contained hereon reflects the Company's findings at the time of its intervention only and within the limits of Client's instructions, if any. The Company's sole responsibility is to its Client and this document does not exonerate parties to a transaction from exercising all their rights and obligations under the transaction documents. This document cannot be reproduced except in full, without prior written approval of the Company. Any unauthorized alteration, forgery or falsification of the content or appearance of this document is unlawful and offenders may be prosecuted to the fullest extent of the law. Unless otherwise stated the results shown in this test report refer only to the sample(s) tested and such sample(s) are retained for 30 days only.

Attention: To check the authenticity of testing /inspection report & certificate, please contact us at telephone: (86-755) 8307 1443, or email: CN.Doccheck@sgs.com

South of No. 6 Plant, No. 1, Runsheng Road, Suzhou Industrial Park, Suzhou Area, China (Jiangsu) Pilot Free Trade Zone 215000 t (86-512) 62992980 www.sgs.com.cn
中国·苏州·中国(江苏)自由贸易试验区苏州工业园区润胜路1号的6号厂房南座 邮编: 215000 t (86-512) 62992980 sgs.china@sgs.com

Right side	20	QPSK 50RB_25	21350/2560	1:1	0.080	-0.09	20.19	21.30	1.291	0.103	22.3
Bottom side	20	QPSK 50RB_25	21350/2560	1:1	0.333	-0.08	20.19	21.30	1.291	0.430	22.3
Hotspot Test data (50%RB) Sensor off											
Front side-14mm	20	QPSK 50RB_25	21350/2560	1:1	0.364	0.08	22.31	23.30	1.256	0.457	22.3
Back side-18mm	20	QPSK 50RB_25	21350/2560	1:1	0.184	0.04	22.31	23.30	1.256	0.231	22.3
Left side-10mm	20	QPSK 50RB_25	21350/2560	1:1	0.409	0.03	22.31	23.30	1.256	0.514	22.3
Right side-9mm	20	QPSK 50RB_25	21350/2560	1:1	0.110	-0.12	22.31	23.30	1.256	0.138	22.3
Bottom side-18mm	20	QPSK 50RB_25	21350/2560	1:1	0.280	0.04	22.31	23.30	1.256	0.352	22.3
Hotspot Test data (Separate 10mm 100%RB) Sensor on											
Back side	20	QPSK 100RB_0	21350/2560	1:1	0.458	0.11	20.16	21.30	1.300	0.595	22.3

Table 27: SAR of LTE Band 7 for Head and Body (original report ZR/2021/3003305).

Test position	BW.	Test mode	Test Ch./Freq.	Duty Cycle	SAR (W/kg)1g	Power Drift(dB)	Conducted power(dBm)	Tune up Limit(dBm)	Scaled factor	Scaled SAR(W/kg)	Liquid Temp.
Head Test data(1RB)											
Left cheek	20	QPSK 1RB_50	21350/2560	1:1	0.641	0.03	22.63	24.30	1.469	0.942	22.1
Body worn Test data(Separate 10mm 1RB) Sensor on											
Back side	20	QPSK 1RB_99	21350/2560	1:1	0.750	0.12	21.93	22.30	1.089	0.817	22.1
Hotspot Test data(Separate 10mm 1RB) Sensor on											
Back side	20	QPSK 1RB_99	21350/2560	1:1	0.750	0.12	21.93	22.30	1.089	0.817	22.1

Table 28: SAR of LTE Band 7 for Head, Body (variant).



Unless otherwise agreed in writing, this document is issued by the Company subject to its General Conditions of Service printed overleaf, available on request or accessible at <http://www.sgs.com/en/Terms-and-Conditions.aspx> and, for electronic format documents, subject to Terms and Conditions for Electronic Documents at <http://www.sgs.com/en/Terms-and-Conditions/Terms-e-Documents.aspx>. Attention is drawn to the limitation of liability, indemnification and jurisdiction issues defined therein. Any holder of this document is advised that information contained hereon reflects the Company's findings at the time of its intervention only and within the limits of Client's instructions, if any. The Company's sole responsibility is to its Client and this document does not exonerate parties to a transaction from exercising all their rights and obligations under the transaction documents. This document cannot be reproduced except in full, without prior written approval of the Company. Any unauthorized alteration, forgery or falsification of the content or appearance of this document is unlawful and offenders may be prosecuted to the fullest extent of the law. Unless otherwise stated the results shown in this test report refer only to the sample(s) tested and such sample(s) are retained for 30 days only.

Attention: To check the authenticity of testing /inspection report & certificate, please contact us at telephone: (86-755) 8307 1443, or email: CN.Doccheck@sgs.com

South of No. 6 Plant, No. 1, Runsheng Road, Suzhou Industrial Park, Suzhou Area, China (Jiangsu) Pilot Free Trade Zone 215000 t (86-512) 62992980 www.sgs.com.cn
中国·苏州·中国(江苏)自由贸易试验区苏州片区苏州工业园区湖胜路1号的6号厂房南楼 邮编: 215000 t (86-512) 62992980 sgs.china@sgs.com

8.3.10 SAR Result of WIFI 2.4G

Test position	Test mode	Test Ch./Freq.	Duty Cycle	Duty Cycle Scaled factor	SAR (W/kg)1-g	Power drift(dB)	Conducted power(dBm)	Tune up Limit(dBm)	Scaled factor	Scaled SAR(W/kg)	Liquid Temp.
Head Test data											
Left cheek	802.11b	6/2437	99.49%	1.005	0.869	-0.01	18.60	19.00	1.096	0.958	22
Left tilted	802.11b	6/2437	99.49%	1.005	0.603	-0.02	18.60	19.00	1.096	0.665	22
Right cheek	802.11b	6/2437	99.49%	1.005	0.333	-0.04	18.60	19.00	1.096	0.367	22
Right tilted	802.11b	6/2437	99.49%	1.005	0.337	0.01	18.60	19.00	1.096	0.371	22
Left cheek	802.11b	1/2412	99.49%	1.005	0.835	-0.17	18.42	19.00	1.143	0.959	22
Left cheek	802.11b	11/2462	99.49%	1.005	1.010	0.10	18.59	19.00	1.099	1.116	22
Left cheek-repeat	802.11b	11/2462	99.49%	1.005	1.020	0.07	18.59	19.00	1.099	1.127	22
Left cheek with Battery2	802.11b	11/2462	99.49%	1.005	0.996	0.10	18.59	19.00	1.099	1.100	22
Body worn Test data(Separate 10mm)											
Front side	802.11b	6/2437	99.49%	1.005	0.146	-0.01	18.60	19.00	1.096	0.161	22
Back side	802.11b	6/2437	99.49%	1.005	0.261	0.02	18.60	19.00	1.096	0.288	22
Back side with Battery2	802.11b	6/2437	99.49%	1.005	0.258	0.02	18.60	19.00	1.096	0.284	22
Hotspot Test data (Separate 10mm)											
Front side	802.11b	6/2437	99.49%	1.005	0.146	-0.01	18.60	19.00	1.096	0.161	22
Back side	802.11b	6/2437	99.49%	1.005	0.261	0.02	18.60	19.00	1.096	0.288	22
Right side	802.11b	6/2437	99.49%	1.005	0.207	-0.02	18.60	19.00	1.096	0.228	22
Top side	802.11b	6/2437	99.49%	1.005	0.175	-0.06	18.60	19.00	1.096	0.193	22
Back side with Battery2	802.11b	6/2437	99.49%	1.005	0.258	0.02	18.60	19.00	1.096	0.284	22

Table 29: SAR of WIFI 2.4G for Head and Body (original report ZR/2021/3003305).

Test position	Test mode	Test Ch./Freq.	Duty Cycle	Duty Cycle Scaled factor	SAR (W/kg)1-g	Power drift(dB)	Conducted power(dBm)	Tune up Limit(dBm)	Scaled factor	Scaled SAR(W/kg)	Liquid Temp.
Head Test data											
Left cheek	802.11b	11/2462	99.49%	1.005	0.855	0.05	18.59	19.00	1.099	0.944	22.5
Left cheek-repeat	802.11b	11/2462	99.49%	1.005	0.851	0.01	18.59	19.00	1.099	0.940	22.5
Body worn Test data(Separate 10mm)											
Back side	802.11b	6/2437	99.49%	1.005	0.268	0.04	18.60	19.00	1.096	0.295	22.5
Hotspot Test data (Separate 10mm)											
Back side	802.11b	6/2437	99.49%	1.005	0.268	0.04	18.60	19.00	1.096	0.295	22.5

Table 30: SAR of WIFI 2.4G for Head, Body (variant).

Test Position	Channel/ Frequency	Measured SAR (1g)	1 st Repeated	Ratio	2 nd Repeated	3 rd Repeated
	(MHz)		SAR (1g)		SAR (1g)	SAR (1g)
Left cheek	11/2462	0.855	0.851	1.005	N/A	N/A

Note: 1) When the original highest measured SAR is ≥ 0.80 W/kg, the measurement was repeated once.

2) A second repeated measurement was performed only if the ratio of largest to smallest SAR for the original and first repeated measurements was > 1.20 or when the original or repeated measurement was ≥ 1.45 W/kg (~ 10% from the 1-g SAR limit).

3) A third repeated measurement was performed only if the original, first or second repeated measurement was ≥ 1.5 W/kg and the ratio of largest to smallest SAR for the original, first and second repeated measurements is > 1.20 .

4) Repeated measurements are not required when the original highest measured SAR is < 0.80 W/kg



Unless otherwise agreed in writing, this document is issued by the Company subject to its General Conditions of Service printed overleaf, available on request or accessible at <http://www.sgs.com/en/Terms-and-Conditions.aspx> and, for electronic format documents, subject to Terms and Conditions for Electronic Documents at <http://www.sgs.com/en/Terms-and-Conditions/Terms-e-Documents.aspx>. Attention is drawn to the limitation of liability, indemnification and jurisdiction issues defined therein. Any holder of this document is advised that information contained hereon reflects the Company's findings at the time of its intervention only and within the limits of Client's instructions, if any. The Company's sole responsibility is to its Client and this document does not exonerate parties to a transaction from exercising all their rights and obligations under the transaction documents. This document cannot be reproduced except in full, without prior written approval of the Company. Any unauthorized alteration, forgery or falsification of the content or appearance of this document is unlawful and offenders may be prosecuted to the fullest extent of the law. Unless otherwise stated the results shown in this test report refer only to the sample(s) tested and such sample(s) are retained for 30 days only.

Attention: To check the authenticity of testing/inspection report & certificate, please contact us at telephone: (86-755) 8307 1443, or email: CN.Doccheck@sgs.com

South of No. 6 Plant, No. 1, Runsheng Road, Suzhou Industrial Park, Suzhou Area, China (Jiangsu) Pilot Free Trade Zone 215000
中国·苏州·中国(江苏)自由贸易试验区苏州片区苏州工业园区润胜路1号的6号厂房南座 邮编: 215000

t (86-512) 62992980 www.sgs.com.cn
t (86-512) 62992980 sgs.china@sgs.com

8.3.11 SAR Result of BT

Test position	Test mode	Test Ch./Freq.	Duty Cycle	Duty Cycle Scaled factor	SAR (W/kg)1-g	Power drift(dB)	Conducted power(dBm)	Tune up Limit(dBm)	Scaled factor	Scaled SAR(W/kg)	Liquid Temp.
Head Test data											
Left cheek	DH5	39/2441	77.19%	1.296	0.082	-0.01	7.36	8.50	1.300	0.139	22
Left tilted	DH5	39/2441	77.19%	1.296	0.061	0.02	7.36	8.50	1.300	0.102	22
Right cheek	DH5	39/2441	77.19%	1.296	0.035	0.16	7.36	8.50	1.300	0.059	22
Right tilted	DH5	39/2441	77.19%	1.296	0.037	0.02	7.36	8.50	1.300	0.063	22
Left cheek with Battery2	DH5	39/2441	77.19%	1.296	0.081	-0.01	7.36	8.50	1.300	0.137	22
Body worn Test data(Separate 10mm)											
Front side	DH5	39/2441	77.19%	1.296	0.019	0.06	7.36	8.50	1.300	0.032	22
Back side	DH5	39/2441	77.19%	1.296	0.030	-0.04	7.36	8.50	1.300	0.051	22
Back side with Battery2	DH5	39/2441	77.19%	1.296	0.029	-0.04	7.36	8.50	1.300	0.049	22
Hotspot Test data (Separate 10mm)											
Front side	DH5	39/2441	77.19%	1.296	0.019	0.06	7.36	8.50	1.300	0.032	22
Back side	DH5	39/2441	77.19%	1.296	0.030	-0.04	7.36	8.50	1.300	0.051	22
Right side	DH5	39/2441	77.19%	1.296	0.022	0.00	7.36	8.50	1.300	0.037	22
Top side	DH5	39/2441	77.19%	1.296	0.024	0.04	7.36	8.50	1.300	0.040	22
Back side with Battery2	DH5	39/2441	77.19%	1.296	0.029	-0.04	7.36	8.50	1.300	0.049	22

Table 31: SAR of BT for Head and Body(original report ZR/2021/3003305).

Test position	Test mode	Test Ch./Freq.	Duty Cycle	Duty Cycle Scaled factor	SAR (W/kg)1-g	Power drift(dB)	Conducted power(dBm)	Tune up Limit(dBm)	Scaled factor	Scaled SAR(W/kg)	Liquid Temp.
Head Test data											
Left cheek	DH5	39/2441	77.19%	1.296	0.070	0.07	7.36	8.50	1.300	0.119	22.4
Body worn Test data(Separate 10mm)											
Back side	DH5	39/2441	77.19%	1.296	0.024	0.09	7.36	8.50	1.300	0.040	22.4
Hotspot Test data (Separate 10mm)											
Back side	DH5	39/2441	77.19%	1.296	0.024	0.09	7.36	8.50	1.300	0.040	22.4

Table 32: SAR of BT for Head, Body (variant).



Unless otherwise agreed in writing, this document is issued by the Company subject to its General Conditions of Service printed overleaf, available on request or accessible at <http://www.sgs.com/en/Terms-and-Conditions.aspx> and, for electronic format documents, subject to Terms and Conditions for Electronic Documents at <http://www.sgs.com/en/Terms-and-Conditions/Terms-e-Documents.aspx>. Attention is drawn to the limitation of liability, indemnification and jurisdiction issues defined therein. Any holder of this document is advised that information contained hereon reflects the Company's findings at the time of its intervention only and within the limits of Client's instructions, if any. The Company's sole responsibility is to its Client and this document does not exonerate parties to a transaction from exercising all their rights and obligations under the transaction documents. This document cannot be reproduced except in full, without prior written approval of the Company. Any unauthorized alteration, forgery or falsification of the content or appearance of this document is unlawful and offenders may be prosecuted to the fullest extent of the law. Unless otherwise stated the results shown in this test report refer only to the sample(s) tested and such sample(s) are retained for 30 days only.

Attention: To check the authenticity of testing /inspection report & certificate, please contact us at telephone: (86-755) 8307 1443, or email: CN.Doccheck@sgs.com

South of No. 6 Plant, No. 1, Runsheng Road, Suzhou Industrial Park, Suzhou Area, China (Jiangsu) Pilot Free Trade Zone 215000 t (86-512) 62992980 www.sgs.com.cn
中国·苏州·中国(江苏)自由贸易试验区苏州片区苏州工业园区润胜路1号的6号厂房南楼 邮编: 215000 t (86-512) 62992980 sgs.china@sgs.com

8.4 Multiple Transmitter Evaluation

8.4.1 Simultaneous SAR SAR test evaluation

- Simultaneous Transmission Possibilities

NO	Simultaneous TX Combination	Head	Body-worn	Hotspot
1	WWAN+BT	Y	Y	Y
2	WWAN+WIFI 2.4G	Y	Y	Y
3	BT+WIFI 2.4G	N	N	N

Note:

- 1) The device does not support DTM function.



Unless otherwise agreed in writing, this document is issued by the Company subject to its General Conditions of Service printed overleaf, available on request or accessible at <http://www.sgs.com/en/Terms-and-Conditions.aspx> and, for electronic format documents, subject to Terms and Conditions for Electronic Documents at <http://www.sgs.com/en/Terms-and-Conditions/Terms-e-Documents.aspx>. Attention is drawn to the limitation of liability, indemnification and jurisdiction issues defined therein. Any holder of this document is advised that information contained hereon reflects the Company's findings at the time of its intervention only and within the limits of Client's instructions, if any. The Company's sole responsibility is to its Client and this document does not exonerate parties to a transaction from exercising all their rights and obligations under the transaction documents. This document cannot be reproduced except in full, without prior written approval of the Company. Any unauthorized alteration, forgery or falsification of the content or appearance of this document is unlawful and offenders may be prosecuted to the fullest extent of the law. Unless otherwise stated the results shown in this test report refer only to the sample(s) tested and such sample(s) are retained for 30 days only.

Attention: To check the authenticity of testing /inspection report & certificate, please contact us at telephone: (86-755) 8307 1443, or email: CN.Doccheck@sgs.com

South of No. 6 Plant, No. 1, Runsheng Road, Suzhou Industrial Park, Suzhou Area, China (Jiangsu) Pilot Free Trade Zone 215000
中国·苏州·中国(江苏)自由贸易试验区苏州片区苏州工业园区湖胜路1号的6号厂房南面 邮编: 215000

t (86-512) 62992980 www.sgs.com.cn
t (86-512) 62992980 sgs.china@sgs.com

8.4.2 Simultaneous Transmission SAR Summation Scenario

Test position			SARmax (W/kg)			Summed SAR			
			Main Ant	WiFi 2.4G	BT	1+2	SPLSR	Case No.	1+3
			1	2	3				
GSM850	Head	Left cheek	0.261	1.127	0.139	1.388	/	/	0.400
		Left tilted	0.187	0.665	0.102	0.852	/	/	0.289
		Right cheek	0.349	0.367	0.059	0.716	/	/	0.408
		Right tilted	0.209	0.371	0.063	0.580	/	/	0.272
	Body-worn	Front side	0.275	0.161	0.032	0.436	/	/	0.307
		Back side	0.450	0.295	0.051	0.745	/	/	0.501
	Hotspot	Front side	0.303	0.161	0.032	0.464	/	/	0.335
		Back side	0.471	0.295	0.051	0.766	/	/	0.522
		Left side	0.185	/	/	0.185	/	/	0.185
		Right side	0.335	0.228	0.037	0.563	/	/	0.372
		Top side	/	0.193	0.040	0.193	/	/	0.040
		Bottom side	0.136	/	/	0.136	/	/	0.136
GSM1900	Head	Left cheek	0.217	1.127	0.139	1.344	/	/	0.356
		Left tilted	0.116	0.665	0.102	0.781	/	/	0.218
		Right cheek	0.328	0.367	0.059	0.695	/	/	0.387
		Right tilted	0.134	0.371	0.063	0.505	/	/	0.197
	Body-worn	Front side	0.405	0.161	0.032	0.566	/	/	0.437
		Back side	0.627	0.295	0.051	0.922	/	/	0.678
	Hotspot	Front side	0.315	0.161	0.032	0.476	/	/	0.347
		Back side	0.491	0.295	0.051	0.786	/	/	0.542
		Left side	0.220	/	/	0.220	/	/	0.220
		Right side	0.074	0.228	0.037	0.302	/	/	0.111
		Top side	/	0.193	0.040	0.193	/	/	0.040
		Bottom side	0.841	/	/	0.841	/	/	0.841
WCDMA Band II	Head	Left cheek	0.306	1.127	0.139	1.433	/	/	0.445
		Left tilted	0.162	0.665	0.102	0.827	/	/	0.264
		Right cheek	0.450	0.367	0.059	0.817	/	/	0.509
		Right tilted	0.144	0.371	0.063	0.515	/	/	0.207
	Body-worn	Front side	0.644	0.161	0.032	0.805	/	/	0.676
		Back side	0.720	0.295	0.051	1.371	/	/	1.127
	Hotspot	Front side	0.644	0.161	0.032	0.805	/	/	0.676
		Back side	0.720	0.295	0.051	1.015	/	/	0.771
		Left side	0.431	/	/	0.431	/	/	0.431
		Right side	0.256	0.228	0.037	0.484	/	/	0.293
		Top side	/	0.193	0.040	0.193	/	/	0.040
		Bottom side	0.843	/	/	0.843	/	/	0.843
WCDMA Band IV	Head	Left cheek	0.181	1.127	0.139	1.308	/	/	0.320
		Left tilted	0.072	0.665	0.102	0.737	/	/	0.174
		Right cheek	0.265	0.367	0.059	0.632	/	/	0.324
		Right tilted	0.078	0.371	0.063	0.449	/	/	0.141
	Body-worn	Front side	0.381	0.161	0.032	0.542	/	/	0.413
		Back side	0.437	0.295	0.051	0.732	/	/	0.488
	Hotspot	Front side	0.381	0.161	0.032	0.542	/	/	0.413
		Back side	0.437	0.295	0.051	0.732	/	/	0.488
		Left side	0.264	/	/	0.264	/	/	0.264
		Right side	0.198	0.228	0.037	0.426	/	/	0.235
		Top side	/	0.193	0.040	0.193	/	/	0.040
		Bottom side	0.586	/	/	0.586	/	/	0.586
WCDMA Band V	Head	Left cheek	0.300	1.127	0.139	1.427	/	/	0.439
		Left tilted	0.217	0.665	0.102	0.882	/	/	0.319
		Right cheek	0.449	0.367	0.059	0.816	/	/	0.508
		Right tilted	0.433	0.371	0.063	0.804	/	/	0.496
	Body-worn	Front side	0.354	0.161	0.032	0.515	/	/	0.386
		Back side	0.582	0.295	0.051	0.877	/	/	0.633



Unless otherwise agreed in writing, this document is issued by the Company subject to its General Conditions of Service printed overleaf, available on request or accessible at <http://www.sgs.com/en/Terms-and-Conditions.aspx> and, for electronic format documents, subject to Terms and Conditions for Electronic Documents at <http://www.sgs.com/en/Terms-and-Conditions/Terms-e-Documents.aspx>. Attention is drawn to the limitation of liability, indemnification and jurisdiction issues defined therein. Any holder of this document is advised that information contained hereon reflects the Company's findings at the time of its intervention only and within the limits of Client's instructions, if any. The Company's sole responsibility is to its Client and this document does not exonerate parties to a transaction from exercising all their rights and obligations under the transaction documents. This document cannot be reproduced except in full, without prior written approval of the Company. Any unauthorized alteration, forgery or falsification of the content or appearance of this document is unlawful and offenders may be prosecuted to the fullest extent of the law. Unless otherwise stated the results shown in this test report refer only to the sample(s) tested and such sample(s) are retained for 30 days only.

Attention: To check the authenticity of testing / inspection report & certificate, please contact us at telephone: (86-755) 8307 1443, or email: CN.Doccheck@sgs.com

South of No. 6 Plant, No. 1, Runsheng Road, Suzhou Industrial Park, Suzhou Area, China (Jiangsu) Pilot Free Trade Zone 215000 t (86-512) 62992980 www.sgs.com.cn
中国·苏州·中国 (江苏) 自由贸易试验区苏州片区苏州工业园区润胜路1号的6号厂房南楼 邮编: 215000 t (86-512) 62992980 sgs.china@sgs.com

	Hotspot	Front side	0.354	0.161	0.032	0.515	/	/	0.386	
		Back side	0.582	0.295	0.051	0.877	/	/	0.633	
		Left side	0.219	/	/	0.219	/	/	0.219	
		Right side	0.380	0.228	0.037	0.608	/	/	0.417	
		Top side	/	0.193	0.040	0.193	/	/	0.040	
		Bottom side	0.179	/	/	0.179	/	/	0.179	
LTE B2	Head	Left cheek	0.231	1.127	0.139	1.358	/	/	0.370	
		Left tilted	0.134	0.665	0.102	0.799	/	/	0.236	
		Right cheek	0.356	0.367	0.059	0.723	/	/	0.415	
		Right tilted	0.131	0.371	0.063	0.502	/	/	0.194	
	Body-worn	Front side	0.486	0.161	0.032	0.647	/	/	0.518	
		Back side	0.616	0.295	0.051	0.911	/	/	0.667	
	Hotspot	Front side	0.486	0.161	0.032	0.647	/	/	0.518	
		Back side	0.562	0.295	0.051	0.857	/	/	0.613	
		Left side	0.363	/	/	0.363	/	/	0.363	
		Right side	0.284	0.228	0.037	0.512	/	/	0.321	
			Top side	/	0.193	0.040	0.193	/	/	0.040
			Bottom side	0.769	/	/	0.769	/	/	0.769
LTE B4	Head	Left cheek	0.159	1.127	0.139	1.286	/	/	0.298	
		Left tilted	0.063	0.665	0.102	0.728	/	/	0.165	
		Right cheek	0.247	0.367	0.059	0.614	/	/	0.306	
		Right tilted	0.081	0.371	0.063	0.452	/	/	0.144	
	Body-worn	Front side	0.340	0.161	0.032	0.501	/	/	0.372	
		Back side	0.451	0.295	0.051	0.746	/	/	0.502	
	Hotspot	Front side	0.340	0.161	0.032	0.501	/	/	0.372	
		Back side	0.451	0.295	0.051	0.746	/	/	0.502	
		Left side	0.233	/	/	0.233	/	/	0.233	
		Right side	0.148	0.228	0.037	0.376	/	/	0.185	
			Top side	/	0.193	0.040	0.193	/	/	0.040
			Bottom side	0.448	/	/	0.448	/	/	0.448
LTE B5	Head	Left cheek	0.217	1.127	0.139	1.344	/	/	0.356	
		Left tilted	0.143	0.665	0.102	0.808	/	/	0.245	
		Right cheek	0.324	0.367	0.059	0.691	/	/	0.383	
		Right tilted	0.151	0.371	0.063	0.522	/	/	0.214	
	Body-worn	Front side	0.251	0.161	0.032	0.412	/	/	0.283	
		Back side	0.336	0.295	0.051	0.631	/	/	0.387	
	Hotspot	Front side	0.251	0.161	0.032	0.412	/	/	0.283	
		Back side	0.336	0.295	0.051	0.631	/	/	0.387	
		Left side	0.149	/	/	0.149	/	/	0.149	
		Right side	0.294	0.228	0.037	0.522	/	/	0.331	
			Top side	/	0.193	0.040	0.193	/	/	0.040
			Bottom side	0.140	/	/	0.140	/	/	0.140
LTE B7	Head	Left cheek	0.942	1.127	0.139	2.069	/	1#	1.081	
		Left tilted	0.245	0.665	0.102	0.910	/	/	0.347	
		Right cheek	0.346	0.367	0.059	0.713	/	/	0.405	
		Right tilted	0.270	0.371	0.063	0.641	/	/	0.333	
	Body-worn	Front side	0.626	0.161	0.032	0.787	/	/	0.658	
		Back side	0.842	0.295	0.051	1.137	/	/	0.893	
	Hotspot	Front side	0.626	0.161	0.032	0.787	/	/	0.658	
		Back side	0.842	0.295	0.051	1.137	/	/	0.893	
		Left side	0.682	/	/	0.682	/	/	0.682	
		Right side	0.188	0.228	0.037	0.416	/	/	0.225	
			Top side	/	0.193	0.040	0.193	/	/	0.040
			Bottom side	0.744	/	/	0.744	/	/	0.744



Unless otherwise agreed in writing, this document is issued by the Company subject to its General Conditions of Service printed overleaf, available on request or accessible at <http://www.sgs.com/en/Terms-and-Conditions.aspx> and, for electronic format documents, subject to Terms and Conditions for Electronic Documents at <http://www.sgs.com/en/Terms-and-Conditions/Terms-e-Documents.aspx>. Attention is drawn to the limitation of liability, indemnification and jurisdiction issues defined therein. Any holder of this document is advised that information contained hereon reflects the Company's findings at the time of its intervention only and within the limits of Client's instructions, if any. The Company's sole responsibility is to its Client and this document does not exonerate parties to a transaction from exercising all their rights and obligations under the transaction documents. This document cannot be reproduced except in full, without prior written approval of the Company. Any unauthorized alteration, forgery or falsification of the content or appearance of this document is unlawful and offenders may be prosecuted to the fullest extent of the law. Unless otherwise stated the results shown in this test report refer only to the sample(s) tested and such sample(s) are retained for 30 days only.

Attention: To check the authenticity of testing/inspection report & certificate, please contact us at telephone: (86-755) 8307 1443, or email: CN.Doccheck@sgs.com

South of No. 6 Plant, No. 1, Runsheng Road, Suzhou Industrial Park, Suzhou Area, China (Jiangsu) Pilot Free Trade Zone 215000
中国·苏州·中国(江苏)自由贸易试验区苏州片区苏州工业园区润胜路1号的6号厂房南座 邮编: 215000

t (86-512) 62992980 www.sgs.com.cn
t (86-512) 62992980 sgs.china@sgs.com


8.4.3SPLSR Evaluation Analysis

According to KDB447498 D01v06, When the sum of SAR is larger than the limit, SAR test exclusion is determined by the SAR to peak location separation ratio(SPLSR).When the SAR to peak location ratio for each pair of antennas is $\leq 1-g$ 0.04 and 10-g 0.10, simultaneous SAR evaluation is not required. When SAR is measured for both antennas in the pair, the peak location separation distance is computed by the following fomula:

$$\text{Distance}_{\text{Tx1-Tx2}} = R_i = \sqrt{(x_1 - x_2)^2 + (y_1 - y_2)^2 + (z_1 - z_2)^2}$$

$$\text{SPLS Ratio} = (\text{SAR}_1 + \text{SAR}_2)^{1.5} / R_i$$

Case No.	Position	Band	SAR (W/kg)	SAR peak location (cm)			3D distance (mm)	Summed SAR (W/kg)	SPLSR Results	Simultaneous SAR
				X	Y	Z				
1#	Left cheek	LTE B7	0.942	52.36	-67.12	-1.38	95.746	2.069	0.0311	Not Required
		WiFi 2.4G	1.127	16.89	21.75	-4.75				



Unless otherwise agreed in writing, this document is issued by the Company subject to its General Conditions of Service printed overleaf, available on request or accessible at <http://www.sgs.com/en/Terms-and-Conditions.aspx> and, for electronic format documents, subject to Terms and Conditions for Electronic Documents at <http://www.sgs.com/en/Terms-and-Conditions/Terms-e-Documents.aspx>. Attention is drawn to the limitation of liability, indemnification and jurisdiction issues defined therein. Any holder of this document is advised that information contained hereon reflects the Company's findings at the time of its intervention only and within the limits of Client's instructions, if any. The Company's sole responsibility is to its Client and this document does not exonerate parties to a transaction from exercising all their rights and obligations under the transaction documents. This document cannot be reproduced except in full, without prior written approval of the Company. Any unauthorized alteration, forgery or falsification of the content or appearance of this document is unlawful and offenders may be prosecuted to the fullest extent of the law. Unless otherwise stated the results shown in this test report refer only to the sample(s) tested and such sample(s) are retained for 30 days only.

Attention: To check the authenticity of testing /inspection report & certificate, please contact us at telephone: (86-755) 8307 1443, or email: CN.Doccheck@sgs.com

South of No. 6 Plant, No. 1, Runsheng Road, Suzhou Industrial Park, Suzhou Area, China (Jiangsu) Pilot Free Trade Zone 215000 t (86-512) 62992980 www.sgs.com.cn
中国·苏州·中国(江苏)自由贸易试验区苏州片区苏州工业园区湖胜路1号的6号厂房南楼 邮编: 215000 t (86-512) 62992980 sgs.china@sgs.com

9 Equipment list

Test Platform		SPEAG DASY5 Professional				
Description		SAR Test System (Frequency range 300MHz-6GHz)				
Software Reference		DASY52 52.10.4(1527); SEMCAD X 14.6.14(7483)				
Hardware Reference						
Equipment	Manufacturer	Model	Serial Number	Calibration Date	Due date of calibration	
<input checked="" type="checkbox"/>	Twin Phantom	SPEAG	SAM2	1563	NCR	NCR
<input checked="" type="checkbox"/>	DAE	SPEAG	DAE4	1327	2021-11-05	2022-11-04
<input checked="" type="checkbox"/>	E-Field Probe	SPEAG	EX3DV4	7620	2021-08-24	2022-08-23
<input checked="" type="checkbox"/>	E-Field Probe	SPEAG	EX3DV4	3982	2021-12-29	2022-12-28
<input checked="" type="checkbox"/>	Validation Kits	SPEAG	D835V2	4d256	2020-04-15	2023-04-14
<input checked="" type="checkbox"/>	Validation Kits	SPEAG	D1750V2	1105	2020-08-29	2023-08-28
<input checked="" type="checkbox"/>	Validation Kits	SPEAG	D1900V2	5d114	2020-08-27	2023-08-26
<input checked="" type="checkbox"/>	Validation Kits	SPEAG	D2450V2	1038	2020-04-08	2023-04-07
<input checked="" type="checkbox"/>	Validation Kits	SPEAG	D2600V2	1180	2021-05-12	2024-05-11
<input checked="" type="checkbox"/>	Dielectric parameter probes	SPEAG	DAKS-3.5	0005	2021-07-15	2022-07-14
<input checked="" type="checkbox"/>	Vector Network Analyzer and Vector Reflectometer	SPEAG	DAKS_VNA R140	0140913	2021-07-22	2022-07-21
<input checked="" type="checkbox"/>	Universal Radio Communication Tester	R&S	CMW500	111637	2021-09-29	2022-09-28
<input checked="" type="checkbox"/>	RF Bi-Directional Coupler	Agilent	86205-60001	MY31400031	NCR	NCR
<input checked="" type="checkbox"/>	Signal Generator	R&S	SMB100A	100379	2021-12-04	2022-12-03
<input checked="" type="checkbox"/>	Preamplifier	Qiji	YX28980933	202104001	NCR	NCR
<input checked="" type="checkbox"/>	Power Meter	Aglient	E4419B	6843318103	2021-06-08	2022-06-07
<input checked="" type="checkbox"/>	Power Sensor	Aglient	E9301A	MY41496508	2021-09-09	2022-09-08
<input checked="" type="checkbox"/>	Power Sensor	Aglient	E9301H	MY41495605	2021-06-08	2022-06-07
<input checked="" type="checkbox"/>	Attenuator	SHX	TS2-3dB	30704	NCR	NCR
<input checked="" type="checkbox"/>	Coaxial low pass filter	Mini-Circuits	VLF-2500(+)	NA	NCR	NCR
<input checked="" type="checkbox"/>	Coaxial low pass filter	Microlab Fxr	LA-F13	NA	NCR	NCR
<input checked="" type="checkbox"/>	DC POWER SUPPLY	SAKO	SK1730SL5A	NA	NCR	NCR
<input checked="" type="checkbox"/>	Speed reading thermometer	LKM	DTM3000	SUW201-30-01	2021-10-09	2022-10-08
<input checked="" type="checkbox"/>	Humidity and Temperature Indicator	MingGao	MingGao	NA	2021-06-16	2022-06-15

Note: All the equipments are within the valid period when the tests are performed.



SGS-CSTC Standards Technical Services (Suzhou) Co., Ltd.
Wireless Laboratory

Unless otherwise agreed in writing, this document is issued by the Company subject to its General Conditions of Service printed overleaf, available on request or accessible at <http://www.sgs.com/en/Terms-and-Conditions.aspx> and, for electronic format documents, subject to Terms and Conditions for Electronic Documents at <http://www.sgs.com/en/Terms-and-Conditions/Terms-e-Documents.aspx>. Attention is drawn to the limitation of liability, indemnification and jurisdiction issues defined therein. Any holder of this document is advised that information contained hereon reflects the Company's findings at the time of its intervention only and within the limits of Client's instructions, if any. The Company's sole responsibility is to its Client and this document does not exonerate parties to a transaction from exercising all their rights and obligations under the transaction documents. This document cannot be reproduced except in full, without prior written approval of the Company. Any unauthorized alteration, forgery or falsification of the content or appearance of this document is unlawful and offenders may be prosecuted to the fullest extent of the law. Unless otherwise stated the results shown in this test report refer only to the sample(s) tested and such sample(s) are retained for 30 days only.
Attention: To check the authenticity of testing/inspection report & certificate, please contact us at telephone: (86-755) 8307 1443, or email: CN.Doccheck@sgs.com

South of No. 6 Plant, No. 1, Runsheng Road, Suzhou Industrial Park, Suzhou Area, China (Jiangsu) Pilot Free Trade Zone 215000
中国·苏州·中国(江苏)自由贸易试验区苏州片区苏州工业园区润胜路1号的6号厂房南楼 邮编: 215000

t (86-512) 62992980 www.sgs.com.cn
t (86-512) 62992980 sgs.china@sgs.com

10 Calibration certificate

Please see the Appendix C

11 Photographs

Please see the Appendix D

Appendix A: Detailed System Check Results

Appendix B: Detailed Test Results

Appendix C: Calibration certificate

Appendix D: Photographs

---END---



Unless otherwise agreed in writing, this document is issued by the Company subject to its General Conditions of Service printed overleaf, available on request or accessible at <http://www.sgs.com/en/Terms-and-Conditions.aspx> and, for electronic format documents, subject to Terms and Conditions for Electronic Documents at <http://www.sgs.com/en/Terms-and-Conditions/Terms-e-Documents.aspx>. Attention is drawn to the limitation of liability, indemnification and jurisdiction issues defined therein. Any holder of this document is advised that information contained hereon reflects the Company's findings at the time of its intervention only and within the limits of Client's instructions, if any. The Company's sole responsibility is to its Client and this document does not exonerate parties to a transaction from exercising all their rights and obligations under the transaction documents. This document cannot be reproduced except in full, without prior written approval of the Company. Any unauthorized alteration, forgery or falsification of the content or appearance of this document is unlawful and offenders may be prosecuted to the fullest extent of the law. Unless otherwise stated the results shown in this test report refer only to the sample(s) tested and such sample(s) are retained for 30 days only.
Attention: To check the authenticity of testing/inspection report & certificate, please contact us at telephone: (86-755) 8307 1443, or email: CN.Doccheck@sgs.com