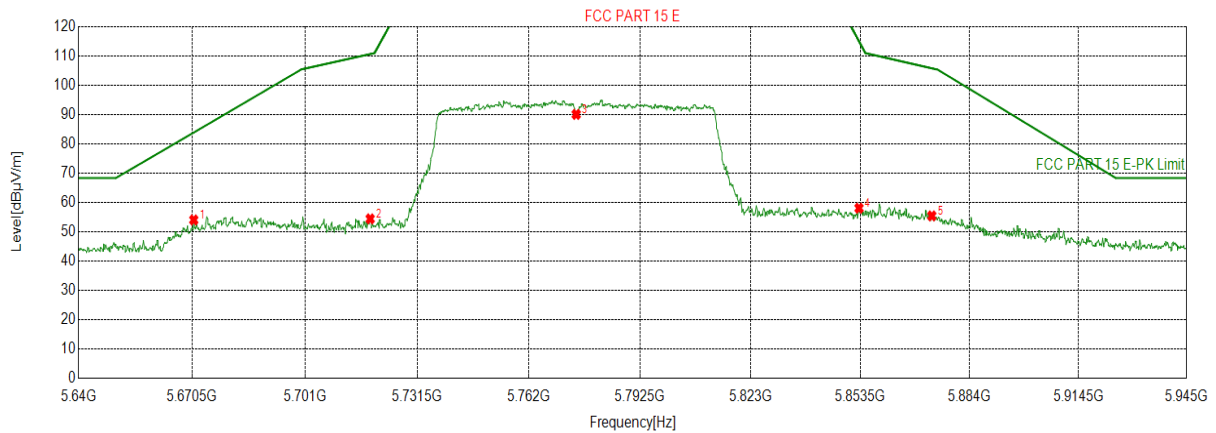


Product Name:	Smart Phone	Product Model:	TA-1390
Test By:	Mike	Polarization:	Horizontal
Test Voltage:	AC 120V/60Hz	Environment:	Temp: 24℃ Humi: 57%

802.11aC80 Channel 155

Test Graph



● QP Detector * AV Detector

Suspected List

NO.	Freq. [MHz]	Level [dBµV/m]	Factor [dB]	Limit [dBµV/m]	Margin [dB]	Height [cm]	Angle [°]	Polarity
1	5670.97	54.00	16.30	83.82	29.82	175	174	Horizontal
2	5718.72	54.37	16.37	110.54	56.17	184	125	Horizontal
3	5775.00	89.99	15.68	122.30	32.31	165	174	Horizontal
4	5853.14	58.01	15.94	115.12	57.11	184	251	Horizontal
5	5873.44	55.38	16.35	105.74	50.36	184	22	Horizontal

Remark:

- Final Level = Receiver Read level + Factor (Antenna Factor + Cable Loss – Preamplifier Factor).
- The emission levels of other frequencies are very lower than the limit and not show in test report.

6.3.2 Unwanted Emissions out of the Restricted Bands

Test Requirement:	FCC Part15 C Section 15.209 and 15.205 and FCC Part15 C 15.407				
Test Frequency Range:	30MHz to 40GHz				
Test site:	Measurement Distance: 3m				
Receiver setup:	Frequency	Detector	RBW	VBW	Remark
	30MHz-1GHz	Quasi-peak	100kHz	300kHz	Quasi-peak Value
	Above 1GHz	Peak	1MHz	3MHz	Peak Value
RMS		1MHz	3MHz	Average Value	
Limit:	Frequency	Limit (dBuV/m @3m)		Remark	
	30MHz-88MHz	40.0		Quasi-peak Value	
	88MHz-216MHz	43.5		Quasi-peak Value	
	216MHz-960MHz	46.0		Quasi-peak Value	
	960MHz-1GHz	54.0		Quasi-peak Value	
	Above 1GHz	74 or 68.20		Peak Value	
54.00		Average Value			
<p><i>Remark:</i> <i>Above 1GHz limit:</i> <i>Restricted bands: 74.00 dBuV/m</i> <i>Other frequencys:</i> $E[dBuV/m] = EIRP[dBm] + 95.2 = 68.2 \text{ dBuV/m}$, for $EIPR[dBm] = -27dBm$.</p>					
Test Procedure:	<ol style="list-style-type: none"> The EUT was placed on the top of a rotating table 0.8m(below 1GHz)/1.5m(above 1GHz) above the ground at a 3 meter camber. The table was rotated 360 degrees to determine the position of the highest radiation. The EUT was set 3 meters away from the interference-receiving antenna, which was mounted on the top of a variable-height antenna tower. The antenna height is varied from one meter to four meters above the ground to determine the maximum value of the field strength. Both horizontal and vertical polarizations of the antenna are set to make the measurement. For each suspected emission, the EUT was arranged to its worst case and then the antenna was tuned to heights from 1 meter to 4 meters and the rota table was turned from 0 degrees to 360 degrees to find the maximum reading. The test-receiver system was set to Peak Detect Function and Specified Bandwidth with Maximum Hold Mode. If the emission level of the EUT in peak mode was 10dB lower than the limit specified, then testing could be stopped and the peak values of the EUT would be reported. Otherwise the emissions that did not have 10dB margin would be re-tested one by one using peak, quasi-peak or average method as specified and then reported in a data sheet. 				
Test setup:	<p>Below 1GHz</p> <p>Above 1GHz</p>				

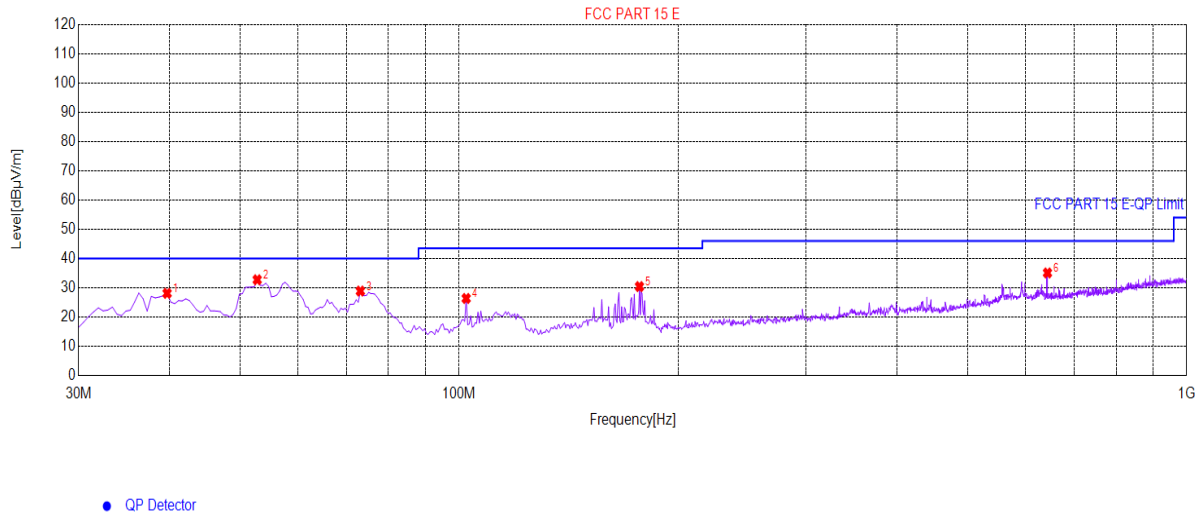
Test Instruments:	Refer to section 5.10 for details
Test mode:	Refer to section 5.3 for details
Test results:	Passed

Measurement Data (worst case):

Below 1GHz

Product Name:	Smart Phone	Product Model:	TA-1390
Test By:	Mike	Test mode:	5G Wi-Fi Tx mode
Test Frequency:	30 MHz ~ 1 GHz	Polarization:	Vertical
Test Voltage:	AC 120V/60Hz	Environment:	Temp: 24°C Humi: 57%

Test Graph



Suspected List

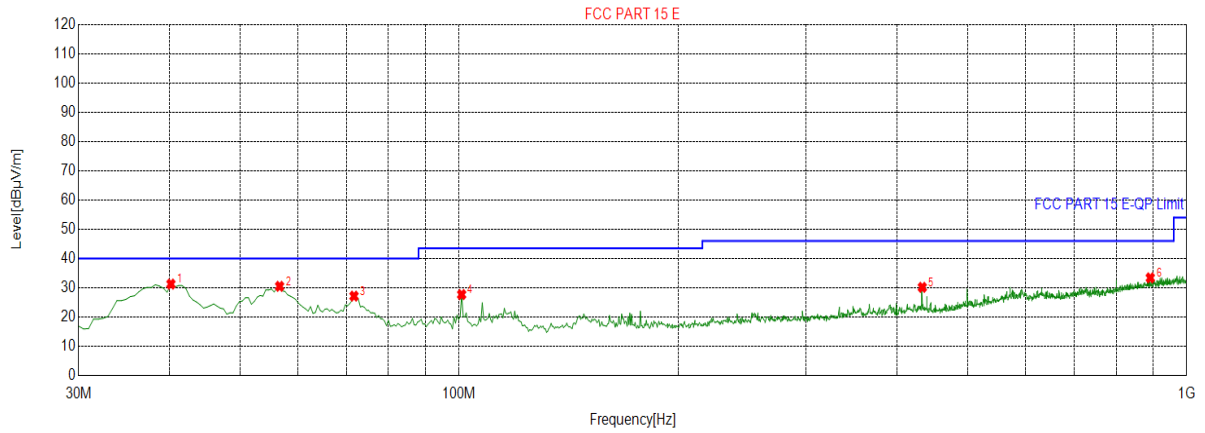
Suspected List								
NO.	Freq. [MHz]	Level [dBµV/m]	Factor [dB]	Limit [dBµV/m]	Margin [dB]	Height [cm]	Angle [°]	Polarity
1	39.7049	28.09	-22.90	40.00	11.91	274	181	Vertical
2	52.8064	32.74	-22.04	40.00	7.26	258	351	Vertical
3	73.1866	28.87	-24.05	40.00	11.13	264	130	Vertical
4	102.301	26.36	-22.99	43.50	17.14	247	151	Vertical
5	177.028	30.41	-23.65	43.50	13.09	228	4	Vertical
6	643.831	35.08	-12.17	46.00	10.92	174	247	Vertical

Remark:

1. Final Level = Receiver Read level + Factor (Antenna Factor + Cable Loss – Preamplifier Factor).
2. The emission levels of other frequencies are very lower than the limit and not show in test report.

Product Name:	Smart Phone	Product Model:	TA-1390
Test By:	Mike	Test mode:	5G Wi-Fi Tx mode
Test Frequency:	30 MHz ~ 1 GHz	Polarization:	Horizontal
Test Voltage:	AC 120V/60Hz	Environment:	Temp: 24°C Huni: 57%

Test Graph



● QP Detector

Suspected List

NO.	Freq. [MHz]	Level [dBµV/m]	Factor [dB]	Limit [dBµV/m]	Margin [dB]	Height [cm]	Angle [°]	Polarity
1	40.1901	31.26	-22.86	40.00	8.74	241	200	Horizontal
2	56.6883	30.50	-22.15	40.00	9.50	227	284	Horizontal
3	71.7309	27.15	-23.93	40.00	12.85	185	17	Horizontal
4	100.845	27.68	-23.06	43.50	15.82	321	24	Horizontal
5	433.236	30.15	-16.14	46.00	15.85	154	287	Horizontal
6	891.305	33.38	-8.57	46.00	12.62	158	87	Horizontal

Remark:

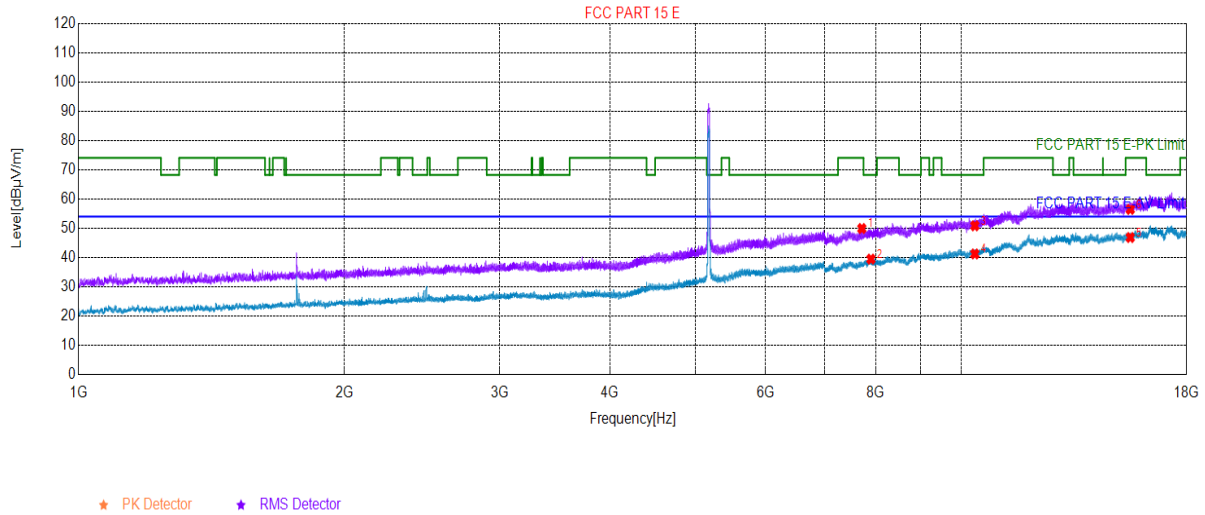
- Final Level = Receiver Read level + Factor (Antenna Factor + Cable Loss – Preamplifier Factor).
- The emission levels of other frequencies are very lower than the limit and not show in test report.

Above 1GHz:
802.11 a mode

Product Name:	Smart Phone	Product Model:	TA-1390
Test By:	Mike	Polarization:	Vertical
Test Voltage:	AC 120V/60Hz	Environment:	Temp: 24°C Humi: 57%

802.11 a Channel 36

Test Graph



Suspected List

Suspected List								
NO.	Freq. [MHz]	Level [dBµV/m]	Factor [dB]	Limit [dBµV/m]	Margin [dB]	Height [cm]	Angle [°]	Polarity
1	7715.03	49.91	-8.54	74.00	24.09	236	137	Vertical
2	7900.39	39.46	-7.64	54.00	14.54	251	92	Vertical
3	10360.0	50.83	-2.89	68.20	17.37	121	92	Vertical
4	10360.0	41.21	-2.89	54.00	12.79	211	288	Vertical
5	15540.0	46.83	4.59	54.00	7.17	231	190	Vertical
6	15540.0	56.43	4.59	74.00	17.57	266	84	Vertical

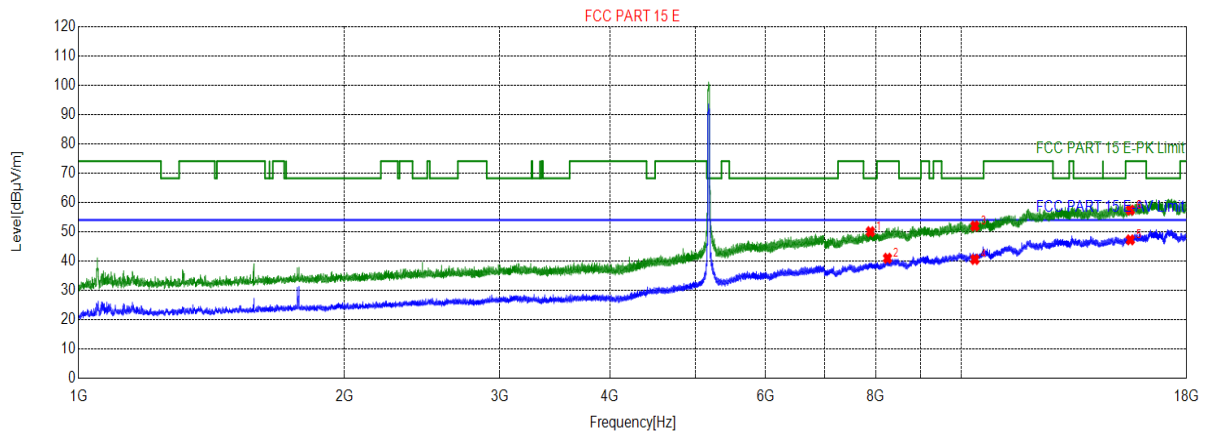
Remark:

- Final Level = Receiver Read level + Factor (Antenna Factor + Cable Loss – Preamplifier Factor).
- The emission levels of other frequencies are very lower than the limit and not show in test report.

Product Name:	Smart Phone	Product Model:	TA-1390
Test By:	Mike	Polarization:	Horizontal
Test Voltage:	AC 120V/60Hz	Environment:	Temp: 24℃ Humi: 57%

802.11a Channel 36

Test Graph



★ PK Detector ★ RMS Detector

Suspected List

Suspected List								
NO.	Freq. [MHz]	Level [dBµV/m]	Factor [dB]	Limit [dBµV/m]	Margin [dB]	Height [cm]	Angle [°]	Polarity
1	7889.94	49.98	-7.73	68.20	18.22	174	69	Horizontal
2	8249.11	40.93	-6.64	54.00	13.07	185	24	Horizontal
3	10360.0	51.94	-2.89	68.20	16.26	231	144	Horizontal
4	10360.0	40.54	-2.89	54.00	13.46	262	129	Horizontal
5	15540.0	47.21	4.59	54.00	6.79	291	241	Horizontal
6	15540.0	57.37	4.59	74.00	16.63	156	31	Horizontal

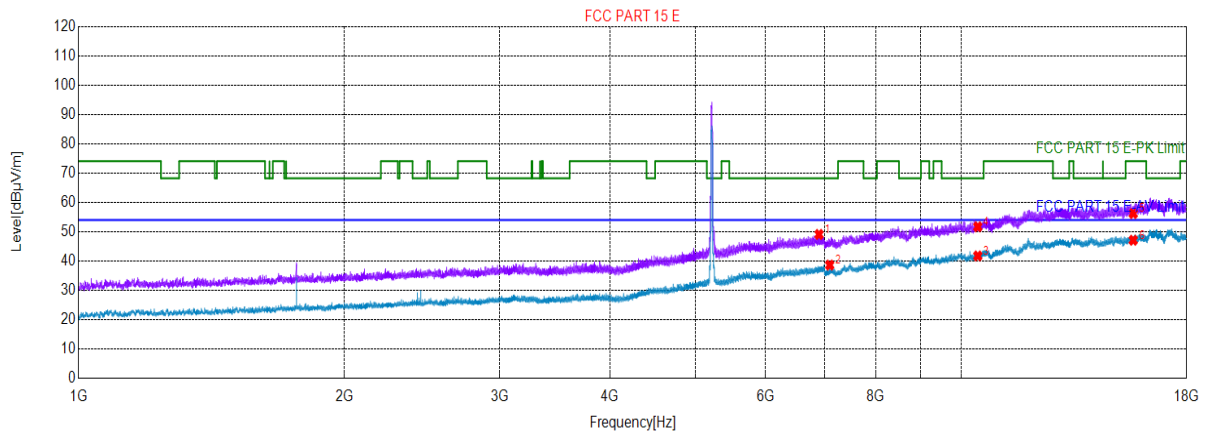
Remark:

- Final Level = Receiver Read level + Factor (Antenna Factor + Cable Loss – Preamplifier Factor).
- The emission levels of other frequencies are very lower than the limit and not show in test report.

Product Name:	Smart Phone	Product Model:	TA-1390
Test By:	Mike	Polarization:	Vertical
Test Voltage:	AC 120V/60Hz	Environment:	Temp: 24°C Humi: 57%

802.11 a Channel 44

Test Graph



★ PK Detector ★ RMS Detector

Suspected List

Suspected List								
NO.	Freq. [MHz]	Level [dBµV/m]	Factor [dB]	Limit [dBµV/m]	Margin [dB]	Height [cm]	Angle [°]	Polarity
1	6900.09	49.07	19.25	68.20	19.13	188	118	Vertical
2	7095.15	38.60	-10.36	54.00	15.40	196	295	Vertical
3	10440.0	41.73	-2.56	54.00	12.27	258	129	Vertical
4	10440.0	51.68	-2.56	68.20	16.52	274	356	Vertical
5	15660.0	56.18	4.31	74.00	17.82	296	227	Vertical
6	15660.0	47.08	4.31	54.00	6.92	123	280	Vertical

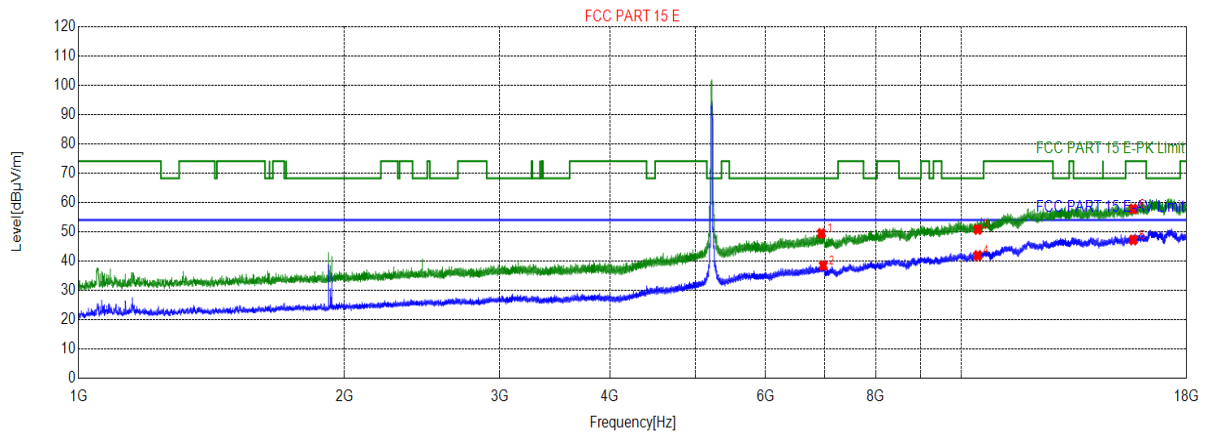
Remark:

- Final Level = Receiver Read level + Factor (Antenna Factor + Cable Loss – Preamplifier Factor).
- The emission levels of other frequencies are very lower than the limit and not show in test report.

Product Name:	Smart Phone	Product Model:	TA-1390
Test By:	Mike	Polarization:	Horizontal
Test Voltage:	AC 120V/60Hz	Environment:	Temp: 24℃ Huni: 57%

802.11a Channel 44

Test Graph



★ PK Detector ★ RMS Detector

Suspected List

Suspected List								
NO.	Freq. [MHz]	Level [dBµV/m]	Factor [dB]	Limit [dBµV/m]	Margin [dB]	Height [cm]	Angle [°]	Polarity
1	6942.09	49.38	19.09	68.20	18.82	174	251	Horizontal
2	6976.59	38.43	18.96	54.00	15.57	185	174	Horizontal
3	10440.0	50.76	-2.56	68.20	17.44	231	273	Horizontal
4	10440.0	41.86	-2.56	54.00	12.14	262	23	Horizontal
5	15660.0	47.17	4.31	54.00	6.83	291	197	Horizontal
6	15660.0	57.74	4.31	74.00	16.26	154	360	Horizontal

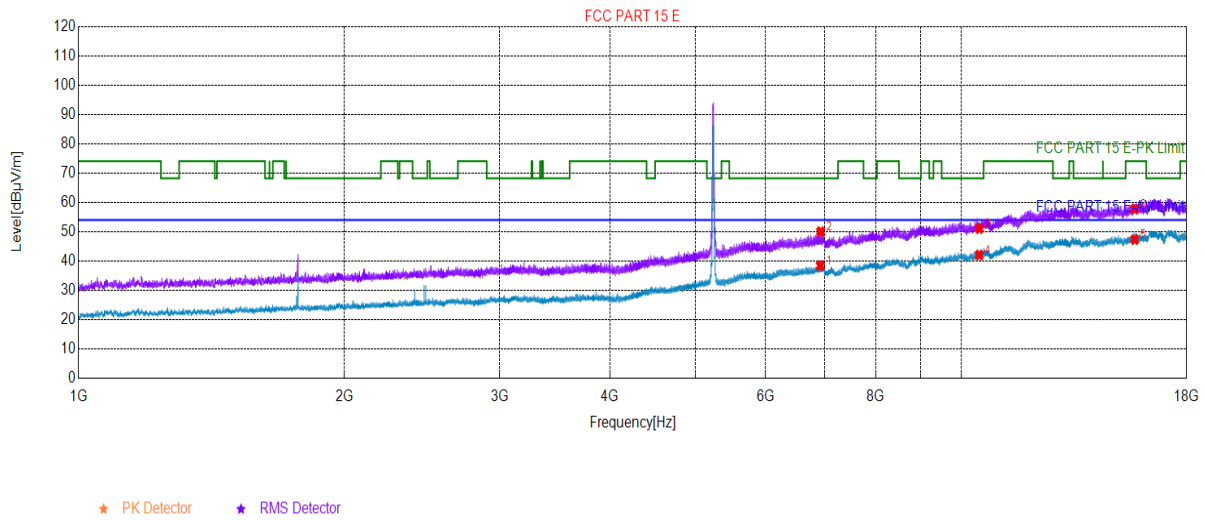
Remark:

- Final Level = Receiver Read level + Factor (Antenna Factor + Cable Loss – Preamplifier Factor).
- The emission levels of other frequencies are very lower than the limit and not show in test report.

Product Name:	Smart Phone	Product Model:	TA-1390
Test By:	Mike	Polarization:	Vertical
Test Voltage:	AC 120V/60Hz	Environment:	Temp: 24℃ Huni: 57%

802.11 a Channel 48

Test Graph



Suspected List

Suspected List								
NO.	Freq. [MHz]	Level [dBµV/m]	Factor [dB]	Limit [dBµV/m]	Margin [dB]	Height [cm]	Angle [°]	Polarity
1	6922.89	38.41	18.91	54.00	15.59	188	7	Vertical
2	6928.89	50.02	19.06	68.20	18.18	196	180	Vertical
3	10480.0	51.07	-2.45	68.20	17.13	231	278	Vertical
4	10480.0	42.07	-2.45	54.00	11.93	262	256	Vertical
5	15720.0	47.33	4.37	54.00	6.67	291	128	Vertical
6	15720.0	57.72	4.37	74.00	16.28	159	98	Vertical

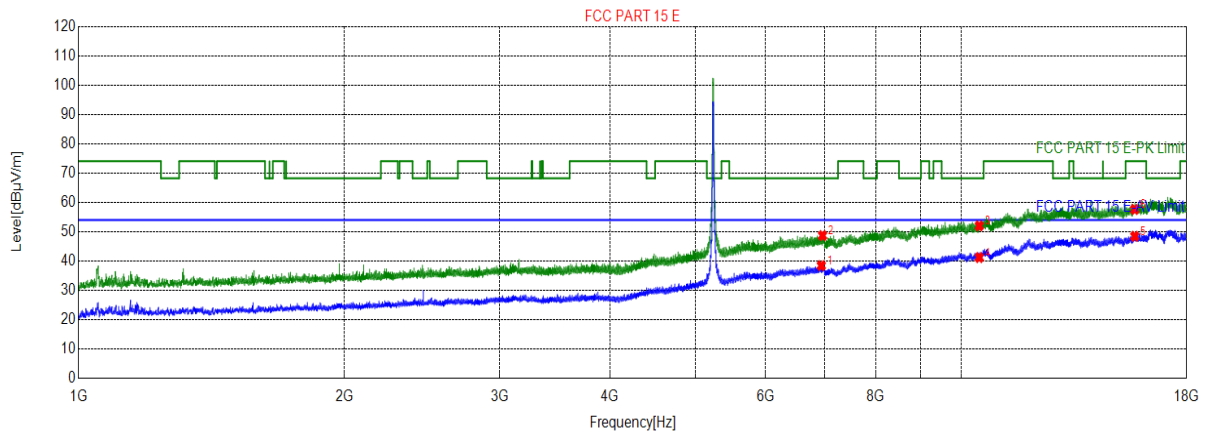
Remark:

- Final Level = Receiver Read level + Factor (Antenna Factor + Cable Loss – Preamplifier Factor).
- The emission levels of other frequencies are very lower than the limit and not show in test report.

Product Name:	Smart Phone	Product Model:	TA-1390
Test By:	Mike	Polarization:	Horizontal
Test Voltage:	AC 120V/60Hz	Environment:	Temp: 24°C Humi: 57%

802.11 a Channel 48

Test Graph



★ PK Detector ★ RMS Detector

Suspected List

Suspected List								
NO.	Freq. [MHz]	Level [dBµV/m]	Factor [dB]	Limit [dBµV/m]	Margin [dB]	Height [cm]	Angle [°]	Polarity
1	6941.79	38.42	19.10	54.00	15.58	174	11	Horizontal
2	6963.69	48.67	18.78	68.20	19.53	185	310	Horizontal
3	10480.0	51.97	-2.45	68.20	16.23	231	308	Horizontal
4	10480.0	41.18	-2.45	54.00	12.82	262	113	Horizontal
5	15720.0	48.42	4.37	54.00	5.58	291	16	Horizontal
6	15720.0	57.59	4.37	74.00	16.41	154	196	Horizontal

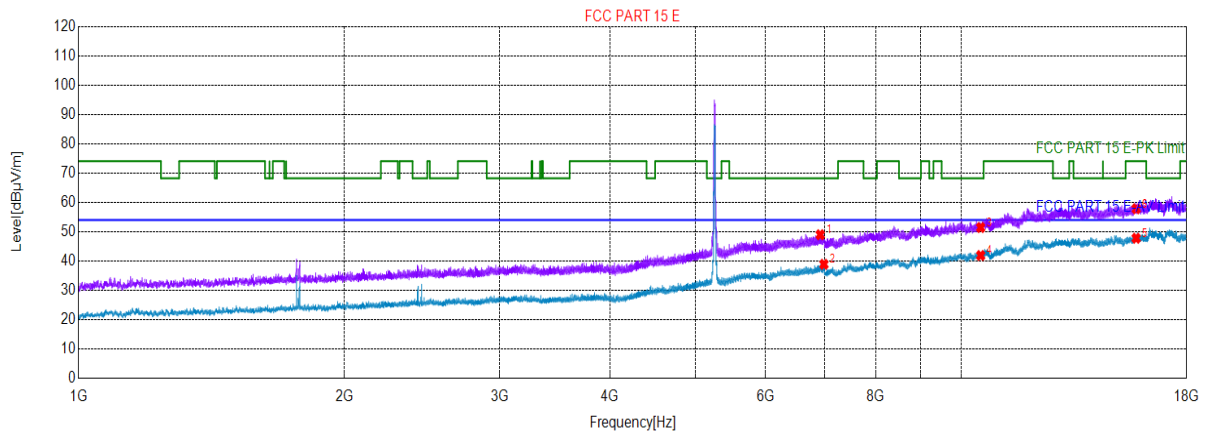
Remark:

- Final Level = Receiver Read level + Factor (Antenna Factor + Cable Loss – Preamplifier Factor).
- The emission levels of other frequencies are very lower than the limit and not show in test report.

Product Name:	Smart Phone	Product Model:	TA-1390
Test By:	Mike	Polarization:	Vertical
Test Voltage:	AC 120V/60Hz	Environment:	Temp: 24°C Huni: 57%

802.11 a Channel 52

Test Graph



★ PK Detector ★ RMS Detector

Suspected List

Suspected List								
NO.	Freq. [MHz]	Level [dBµV/m]	Factor [dB]	Limit [dBµV/m]	Margin [dB]	Height [cm]	Angle [°]	Polarity
1	6921.39	48.96	18.87	68.20	19.24	158	14	Vertical
2	6988.89	38.87	19.20	54.00	15.13	196	164	Vertical
3	10520.0	51.41	-2.42	68.20	16.79	123	196	Vertical
4	10520.0	41.88	-2.42	54.00	12.12	161	138	Vertical
5	15780.0	47.76	4.57	54.00	6.24	258	93	Vertical
6	15780.0	57.81	4.57	74.00	16.19	274	249	Vertical

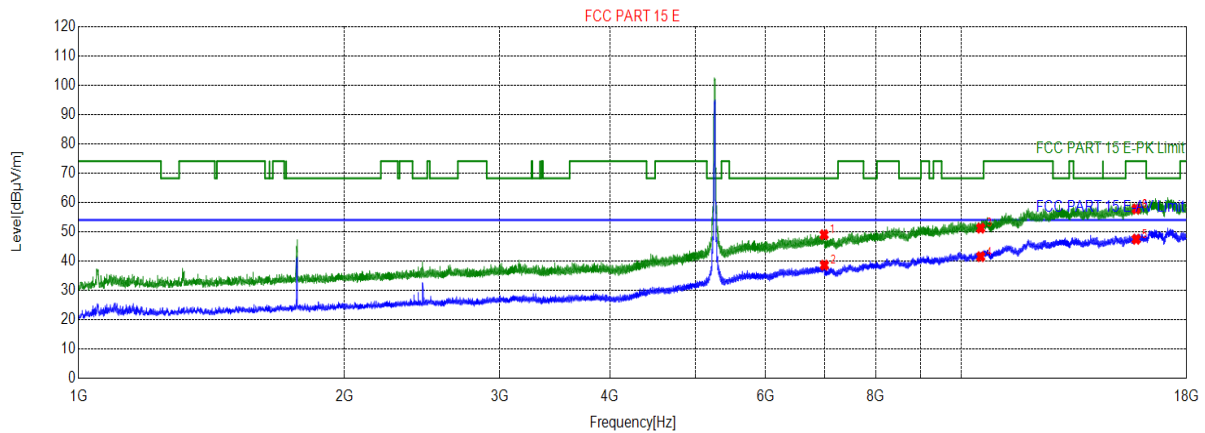
Remark:

- Final Level = Receiver Read level + Factor (Antenna Factor + Cable Loss – Preamplifier Factor).
- The emission levels of other frequencies are very lower than the limit and not show in test report.

Product Name:	Smart Phone	Product Model:	TA-1390
Test By:	Mike	Polarization:	Horizontal
Test Voltage:	AC 120V/60Hz	Environment:	Temp: 24℃ Huni: 57%

802.11 a Channel 52

Test Graph



★ PK Detector ★ RMS Detector

Suspected List

Suspected List								
NO.	Freq. [MHz]	Level [dBµV/m]	Factor [dB]	Limit [dBµV/m]	Margin [dB]	Height [cm]	Angle [°]	Polarity
1	6991.59	48.95	19.23	68.20	19.25	174	302	Horizontal
2	6996.69	38.58	19.26	54.00	15.42	185	38	Horizontal
3	10520.0	51.20	-2.42	68.20	17.00	196	265	Horizontal
4	10520.0	41.50	-2.42	54.00	12.50	231	144	Horizontal
5	15780.0	47.42	4.57	54.00	6.58	262	62	Horizontal
6	15780.0	57.74	4.57	74.00	16.26	291	220	Horizontal

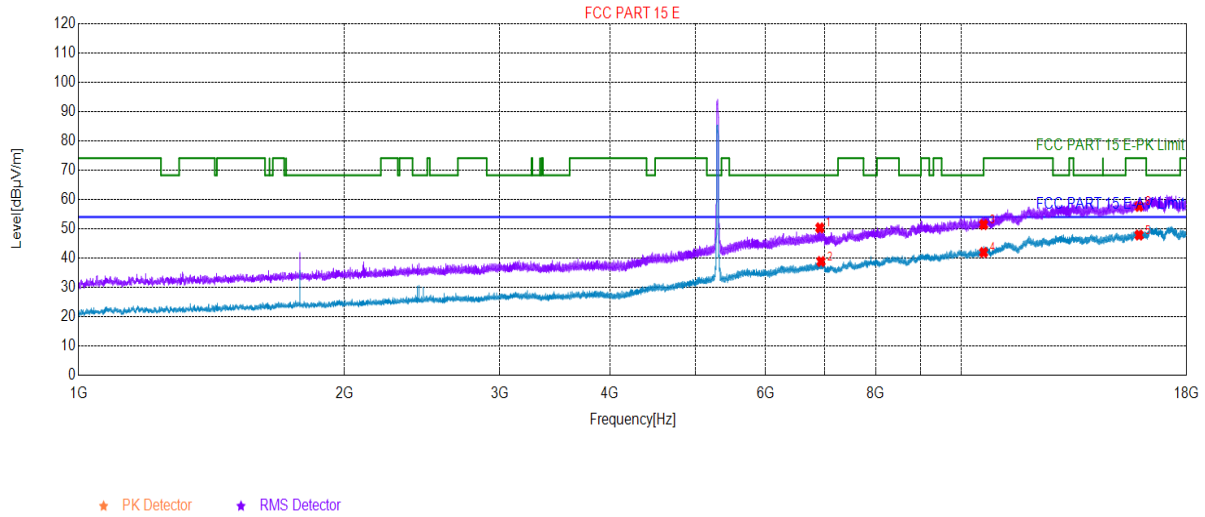
Remark:

- Final Level = Receiver Read level + Factor (Antenna Factor + Cable Loss – Preamplifier Factor).
- The emission levels of other frequencies are very lower than the limit and not show in test report.

Product Name:	Smart Phone	Product Model:	TA-1390
Test By:	Mike	Polarization:	Vertical
Test Voltage:	AC 120V/60Hz	Environment:	Temp: 24℃ Huni: 57%

802.11 a Channel 60

Test Graph



Suspected List

Suspected List								
NO.	Freq. [MHz]	Level [dBµV/m]	Factor [dB]	Limit [dBµV/m]	Margin [dB]	Height [cm]	Angle [°]	Polarity
1	6915.39	50.27	18.85	68.20	17.93	174	358	Vertical
2	6936.99	38.80	19.13	54.00	15.20	185	352	Vertical
3	10600.0	51.39	-2.15	74.00	22.61	231	47	Vertical
4	10600.0	41.90	-2.15	54.00	12.10	262	182	Vertical
5	15900.0	47.82	4.74	54.00	6.18	296	316	Vertical
6	15900.0	57.62	4.74	74.00	16.38	163	257	Vertical

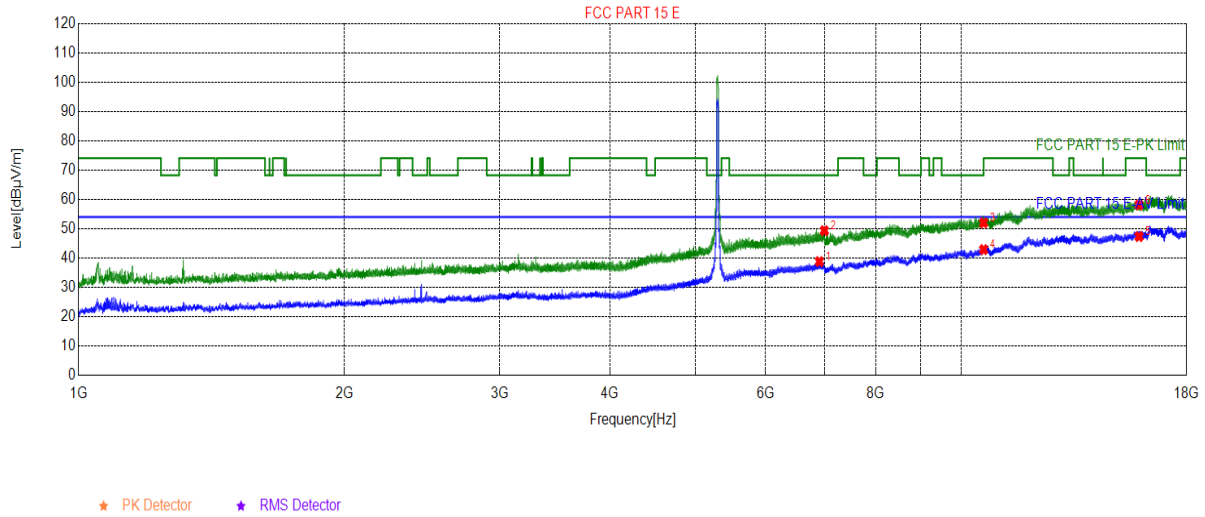
Remark:

- Final Level = Receiver Read level + Factor (Antenna Factor + Cable Loss – Preamplifier Factor).
- The emission levels of other frequencies are very lower than the limit and not show in test report.

Product Name:	Smart Phone	Product Model:	TA-1390
Test By:	Mike	Polarization:	Horizontal
Test Voltage:	AC 120V/60Hz	Environment:	Temp: 24℃ Huni: 57%

802.11 a Channel 60

Test Graph



Suspected List

Suspected List								
NO.	Freq. [MHz]	Level [dBµV/m]	Factor [dB]	Limit [dBµV/m]	Margin [dB]	Height [cm]	Angle [°]	Polarity
1	6906.39	38.78	19.00	54.00	15.22	174	164	Horizontal
2	6996.69	49.31	19.26	68.20	18.89	185	48	Horizontal
3	10600.0	51.98	-2.15	74.00	22.02	123	152	Horizontal
4	10600.0	42.87	-2.15	54.00	11.13	262	258	Horizontal
5	15900.0	47.31	4.74	54.00	6.69	291	39	Horizontal
6	15900.0	58.12	4.74	74.00	15.88	159	197	Horizontal

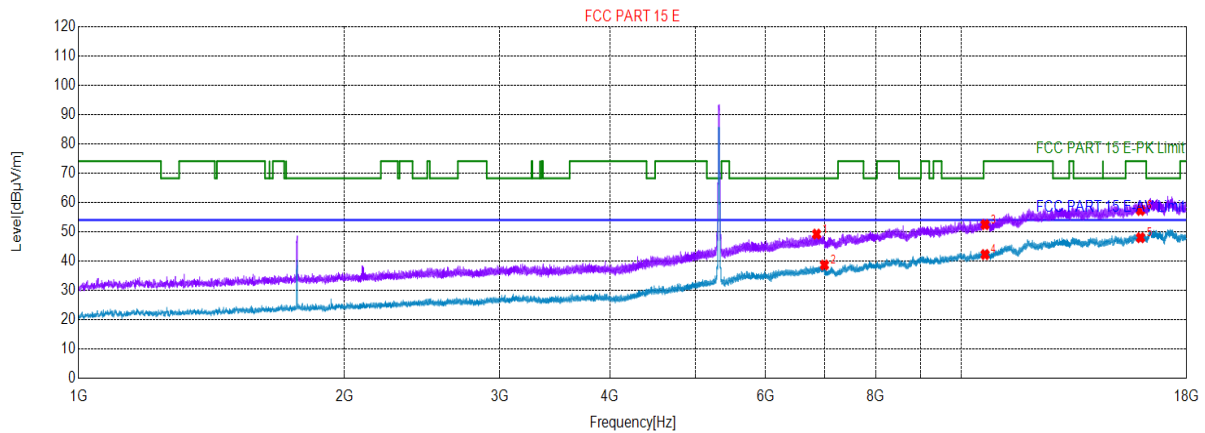
Remark:

- Final Level = Receiver Read level + Factor (Antenna Factor + Cable Loss – Preamplifier Factor).
- The emission levels of other frequencies are very lower than the limit and not show in test report.

Product Name:	Smart Phone	Product Model:	TA-1390
Test By:	Mike	Polarization:	Vertical
Test Voltage:	AC 120V/60Hz	Environment:	Temp: 24℃ Humi: 57%

802.11 a Channel 64

Test Graph



★ PK Detector ★ RMS Detector

Suspected List

Suspected List								
NO.	Freq. [MHz]	Level [dBµV/m]	Factor [dB]	Limit [dBµV/m]	Margin [dB]	Height [cm]	Angle [°]	Polarity
1	6855.69	49.16	19.11	68.20	19.04	274	149	Vertical
2	6997.89	38.63	19.26	54.00	15.37	285	51	Vertical
3	10640.0	52.40	-2.33	74.00	21.60	212	70	Vertical
4	10640.0	42.20	-2.33	54.00	11.80	256	145	Vertical
5	15960.0	47.95	4.32	54.00	6.05	261	303	Vertical
6	15960.0	57.25	4.32	74.00	16.75	201	145	Vertical

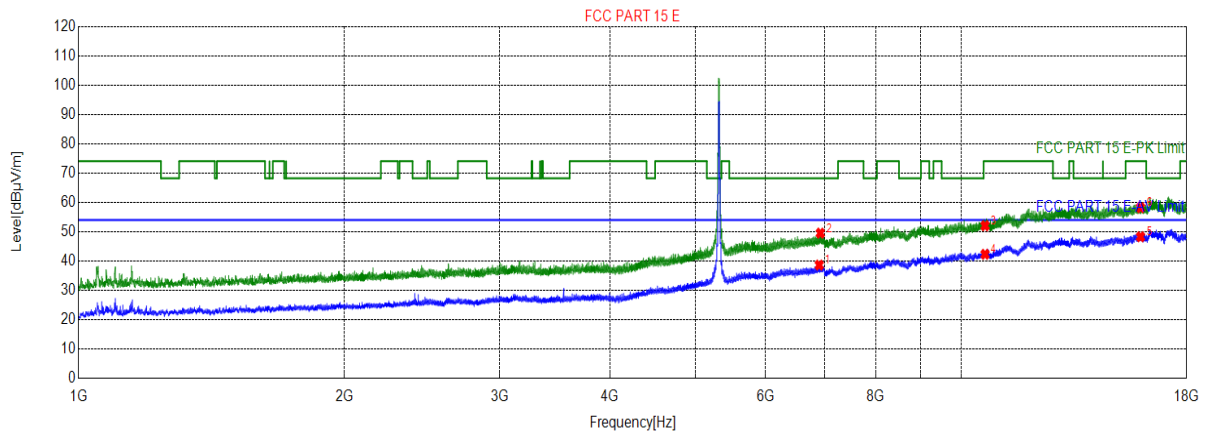
Remark:

- Final Level = Receiver Read level + Factor (Antenna Factor + Cable Loss – Preamplifier Factor).
- The emission levels of other frequencies are very lower than the limit and not show in test report.

Product Name:	Smart Phone	Product Model:	TA-1390
Test By:	Mike	Polarization:	Horizontal
Test Voltage:	AC 120V/60Hz	Environment:	Temp: 24℃ Humi: 57%

802.11 a Channel 64

Test Graph



★ PK Detector ★ RMS Detector

Suspected List

Suspected List								
NO.	Freq. [MHz]	Level [dBµV/m]	Factor [dB]	Limit [dBµV/m]	Margin [dB]	Height [cm]	Angle [°]	Polarity
1	6903.99	38.60	19.09	54.00	15.40	174	330	Horizontal
2	6923.49	49.50	18.93	68.20	18.70	185	181	Horizontal
3	10640.0	52.01	-2.33	74.00	21.99	196	272	Horizontal
4	10640.0	42.29	-2.33	54.00	11.71	231	332	Horizontal
5	15960.0	48.26	4.32	54.00	5.74	262	106	Horizontal
6	15960.0	58.18	4.32	74.00	15.82	291	16	Horizontal

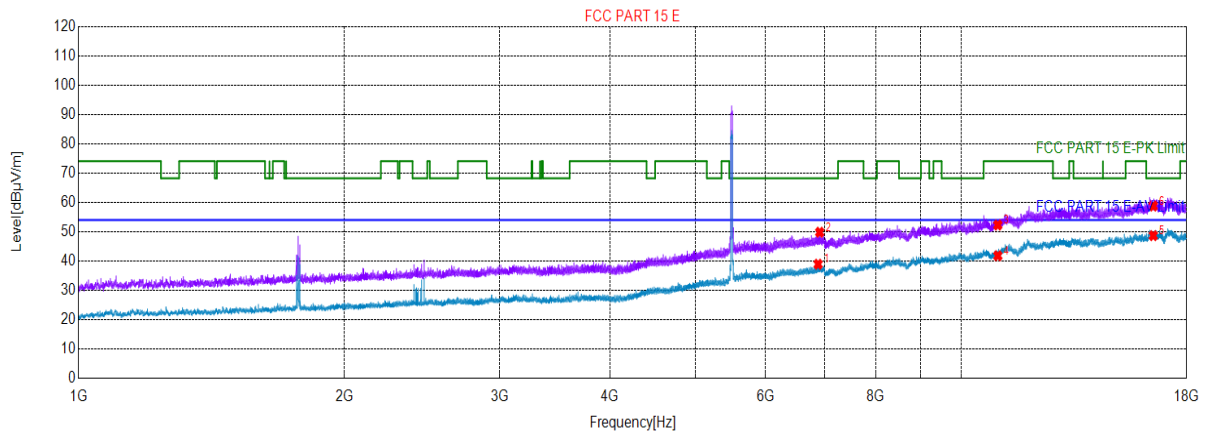
Remark:

1. Final Level = Receiver Read level + Factor (Antenna Factor + Cable Loss – Preamplifier Factor).
2. The emission levels of other frequencies are very lower than the limit and not show in test report.

Product Name:	Smart Phone	Product Model:	TA-1390
Test By:	Mike	Polarization:	Vertical
Test Voltage:	AC 120V/60Hz	Environment:	Temp: 24℃ Humi: 57%

802.11 a Channel 100

Test Graph



★ PK Detector ★ RMS Detector

Suspected List

Suspected List								
NO.	Freq. [MHz]	Level [dBµV/m]	Factor [dB]	Limit [dBµV/m]	Margin [dB]	Height [cm]	Angle [°]	Polarity
1	6883.59	38.90	19.00	54.00	15.10	212	142	Vertical
2	6912.39	49.80	18.85	68.20	18.40	236	344	Vertical
3	11000.0	52.25	-1.15	74.00	21.75	285	144	Vertical
4	11000.0	41.79	-1.15	54.00	12.21	274	91	Vertical
5	16500.0	48.64	3.78	54.00	5.36	295	136	Vertical
6	16500.0	58.75	3.78	68.20	9.45	233	16	Vertical

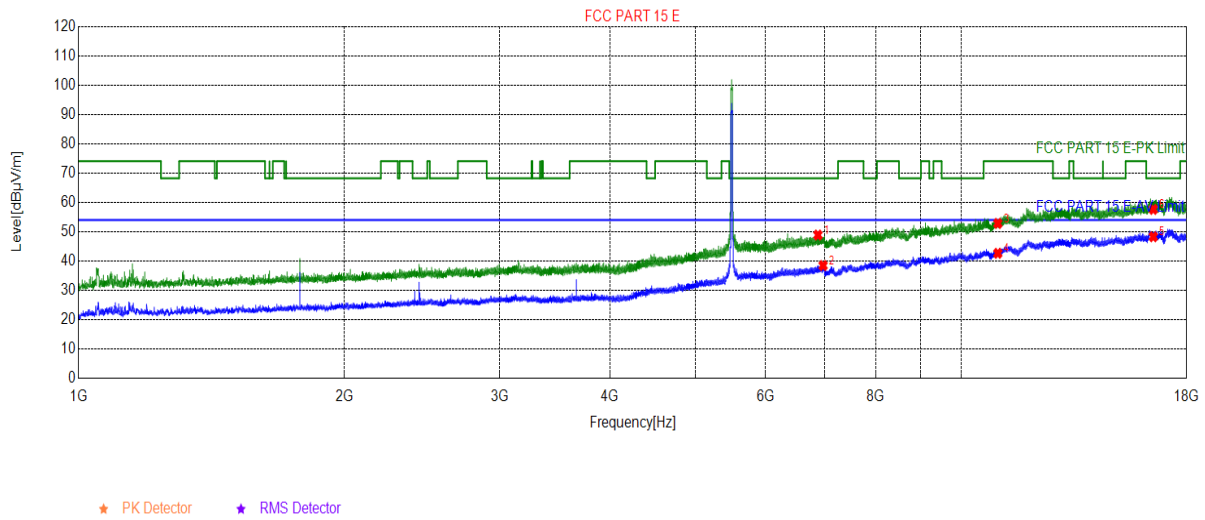
Remark:

- Final Level = Receiver Read level + Factor (Antenna Factor + Cable Loss – Preamplifier Factor).
- The emission levels of other frequencies are very lower than the limit and not show in test report.

Product Name:	Smart Phone	Product Model:	TA-1390
Test By:	Mike	Polarization:	Horizontal
Test Voltage:	AC 120V/60Hz	Environment:	Temp: 24℃ Huni: 57%

802.11a Channel 100

Test Graph



Suspected List

Suspected List								
NO.	Freq. [MHz]	Level [dBµV/m]	Factor [dB]	Limit [dBµV/m]	Margin [dB]	Height [cm]	Angle [°]	Polarity
1	6881.19	48.85	19.12	68.20	19.35	174	298	Horizontal
2	6973.89	38.44	18.91	54.00	15.56	185	258	Horizontal
3	11000.0	52.81	-1.15	74.00	21.19	196	38	Horizontal
4	11000.0	42.64	-1.15	54.00	11.36	231	220	Horizontal
5	16500.0	48.27	3.78	54.00	5.73	262	182	Horizontal
6	16500.0	57.61	3.78	68.20	10.59	261	16	Horizontal

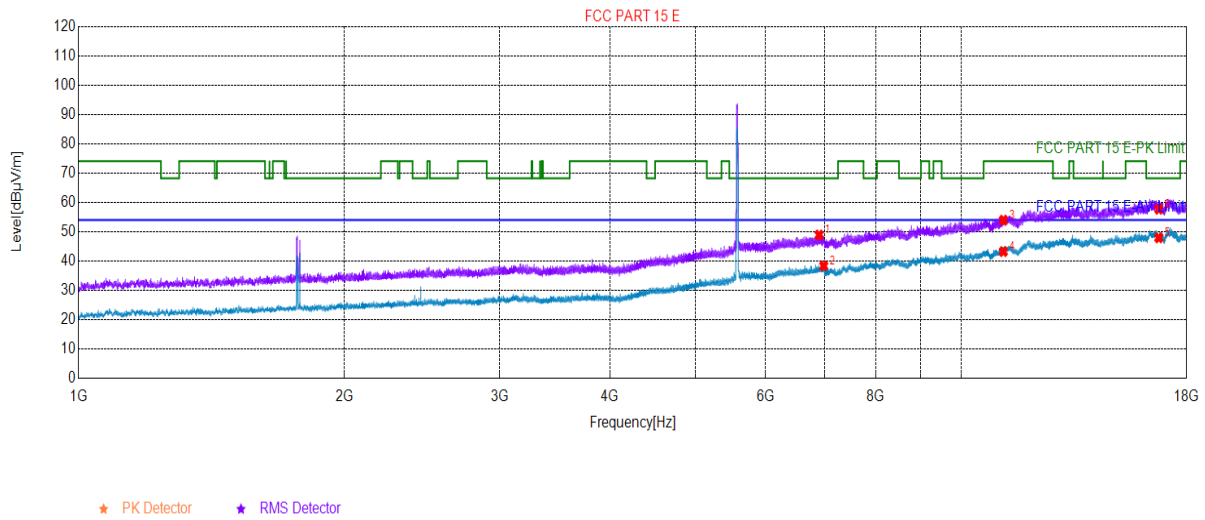
Remark:

- Final Level = Receiver Read level + Factor (Antenna Factor + Cable Loss – Pre-amplifier Factor).
- The emission levels of other frequencies are very lower than the limit and not show in test report.

Product Name:	Smart Phone	Product Model:	TA-1390
Test By:	Mike	Polarization:	Vertical
Test Voltage:	AC 120V/60Hz	Environment:	Temp: 24℃ Humi: 57%

802.11 a Channel 116

Test Graph



Suspected List

Suspected List								
NO.	Freq. [MHz]	Level [dBµV/m]	Factor [dB]	Limit [dBµV/m]	Margin [dB]	Height [cm]	Angle [°]	Polarity
1	6901.89	48.87	19.17	68.20	19.33	174	268	Vertical
2	6984.69	38.34	19.12	54.00	15.66	185	329	Vertical
3	11160.0	53.92	-0.79	74.00	20.08	196	88	Vertical
4	11160.0	43.21	-0.79	54.00	10.79	213	214	Vertical
5	16740.0	47.90	4.14	54.00	6.10	262	202	Vertical
6	16740.0	57.67	4.14	68.20	10.53	291	358	Vertical

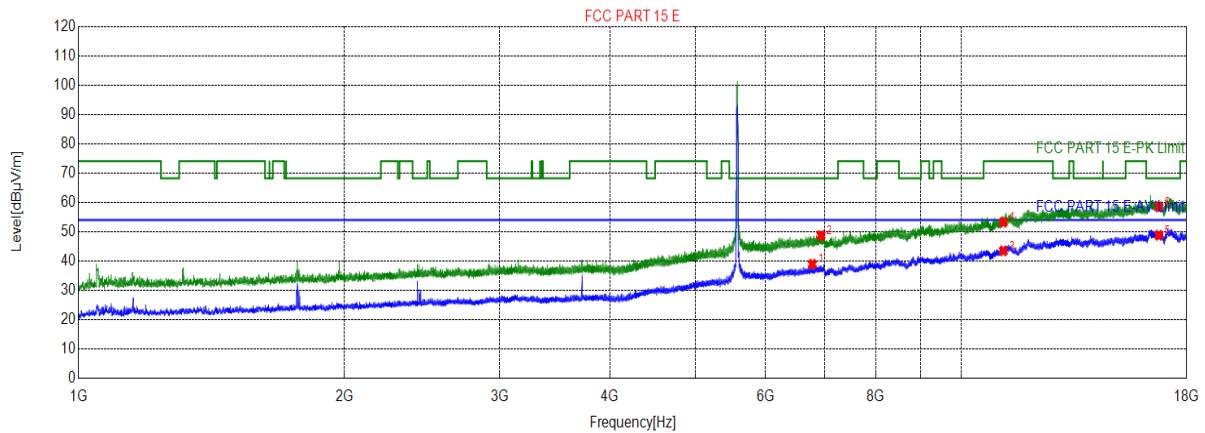
Remark:

- Final Level = Receiver Read level + Factor (Antenna Factor + Cable Loss – Preamplifier Factor).
- The emission levels of other frequencies are very lower than the limit and not show in test report.

Product Name:	Smart Phone	Product Model:	TA-1390
Test By:	Mike	Polarization:	Horizontal
Test Voltage:	AC 120V/60Hz	Environment:	Temp: 24℃ Huni: 57%

802.11 a Channel 116

Test Graph



Suspected List

Suspected List								
NO.	Freq. [MHz]	Level [dBµV/m]	Factor [dB]	Limit [dBµV/m]	Margin [dB]	Height [cm]	Angle [°]	Polarity
1	6781.88	38.89	18.89	54.00	15.11	185	34	Horizontal
2	6934.89	48.69	19.12	68.20	19.51	196	141	Horizontal
3	11160.0	43.46	-0.79	54.00	10.54	213	318	Horizontal
4	11160.0	53.23	-0.79	74.00	20.77	174	327	Horizontal
5	16740.0	48.77	4.14	54.00	5.23	194	68	Horizontal
6	16740.0	58.47	4.14	68.20	9.73	231	98	Horizontal

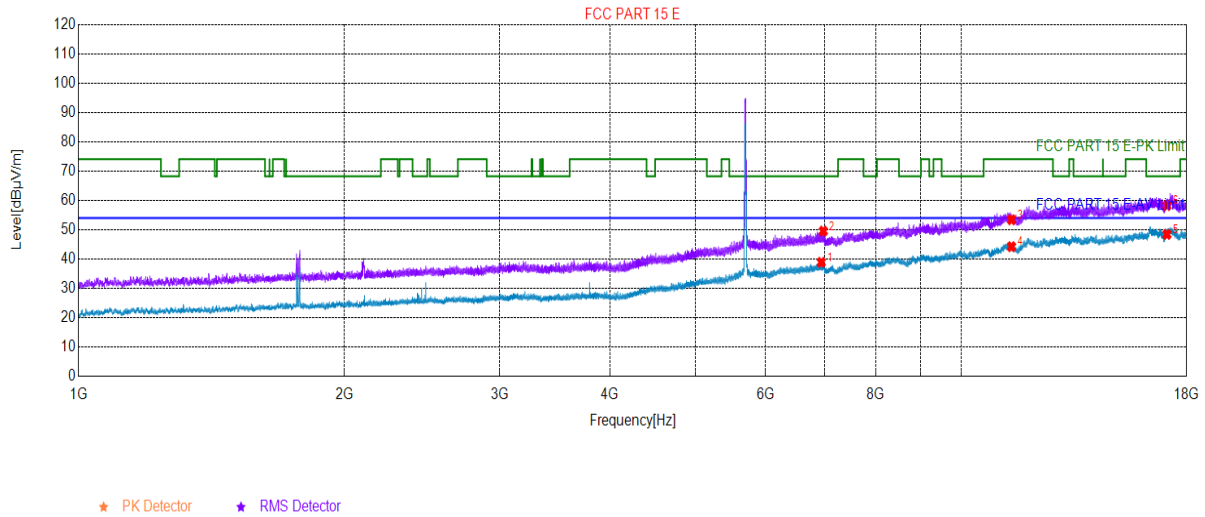
Remark:

- Final Level = Receiver Read level + Factor (Antenna Factor + Cable Loss – Preamplifier Factor).
- The emission levels of other frequencies are very lower than the limit and not show in test report.

Product Name:	Smart Phone	Product Model:	TA-1390
Test By:	Mike	Polarization:	Vertical
Test Voltage:	AC 120V/60Hz	Environment:	Temp: 24℃ Huni: 57%

802.11 a Channel 140

Test Graph



Suspected List

Suspected List								
NO.	Freq. [MHz]	Level [dBµV/m]	Factor [dB]	Limit [dBµV/m]	Margin [dB]	Height [cm]	Angle [°]	Polarity
1	6940.59	38.86	19.13	54.00	15.14	156	20	Vertical
2	6977.19	49.51	18.97	68.20	18.69	231	35	Vertical
3	11400.0	53.38	-0.41	74.00	20.62	285	115	Vertical
4	11400.0	44.20	-0.41	54.00	9.80	174	319	Vertical
5	17100.0	48.40	2.35	54.00	5.60	185	46	Vertical
6	17100.0	58.23	2.35	68.20	9.97	196	360	Vertical

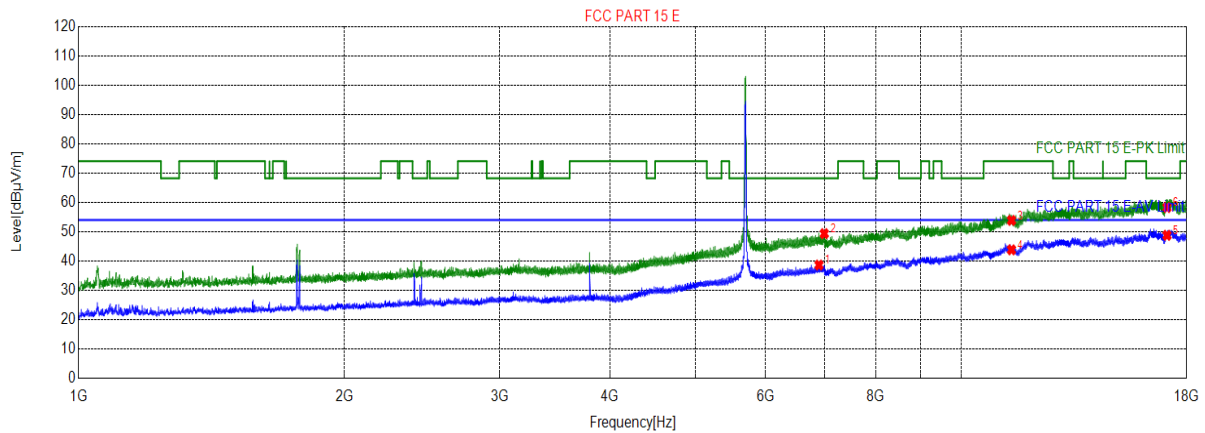
Remark:

- Final Level = Receiver Read level + Factor (Antenna Factor + Cable Loss – Preamplifier Factor).
- The emission levels of other frequencies are very lower than the limit and not show in test report.

Product Name:	Smart Phone	Product Model:	TA-1390
Test By:	Mike	Polarization:	Horizontal
Test Voltage:	AC 120V/60Hz	Environment:	Temp: 24°C Humi: 57%

802.11 a Channel 140

Test Graph



★ PK Detector ★ RMS Detector

Suspected List

Suspected List								
NO.	Freq. [MHz]	Level [dBµV/m]	Factor [dB]	Limit [dBµV/m]	Margin [dB]	Height [cm]	Angle [°]	Polarity
1	6899.49	38.61	19.22	54.00	15.39	132	49	Horizontal
2	6995.19	49.33	19.25	68.20	18.87	213	64	Horizontal
3	11400.0	53.84	-0.41	74.00	20.16	269	46	Horizontal
4	11400.0	43.82	-0.41	54.00	10.18	247	326	Horizontal
5	17100.0	48.76	2.35	54.00	5.24	156	152	Horizontal
6	17100.0	58.24	2.35	68.20	9.96	194	167	Horizontal

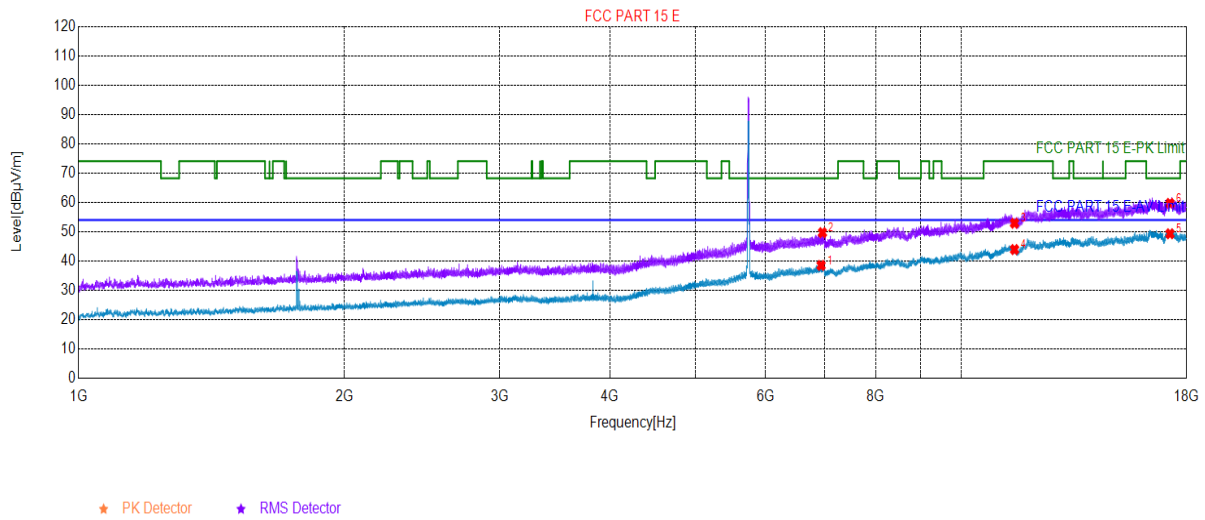
Remark:

- Final Level = Receiver Read level + Factor (Antenna Factor + Cable Loss – Preamplifier Factor).
- The emission levels of other frequencies are very lower than the limit and not show in test report.

Product Name:	Smart Phone	Product Model:	TA-1390
Test By:	Mike	Polarization:	Vertical
Test Voltage:	AC 120V/60Hz	Environment:	Temp: 24℃ Humi: 57%

802.11 a Channel 149

Test Graph



Suspected List

Suspected List								
NO.	Freq. [MHz]	Level [dBµV/m]	Factor [dB]	Limit [dBµV/m]	Margin [dB]	Height [cm]	Angle [°]	Polarity
1	6936.99	38.50	19.13	54.00	15.50	177	237	Vertical
2	6961.89	49.67	18.76	68.20	18.53	185	116	Vertical
3	11490.0	52.87	-0.39	74.00	21.13	231	93	Vertical
4	11490.0	43.91	-0.39	54.00	10.09	296	85	Vertical
5	17235.0	49.28	2.88	54.00	4.72	231	275	Vertical
6	17235.0	59.65	2.88	68.20	8.55	261	154	Vertical

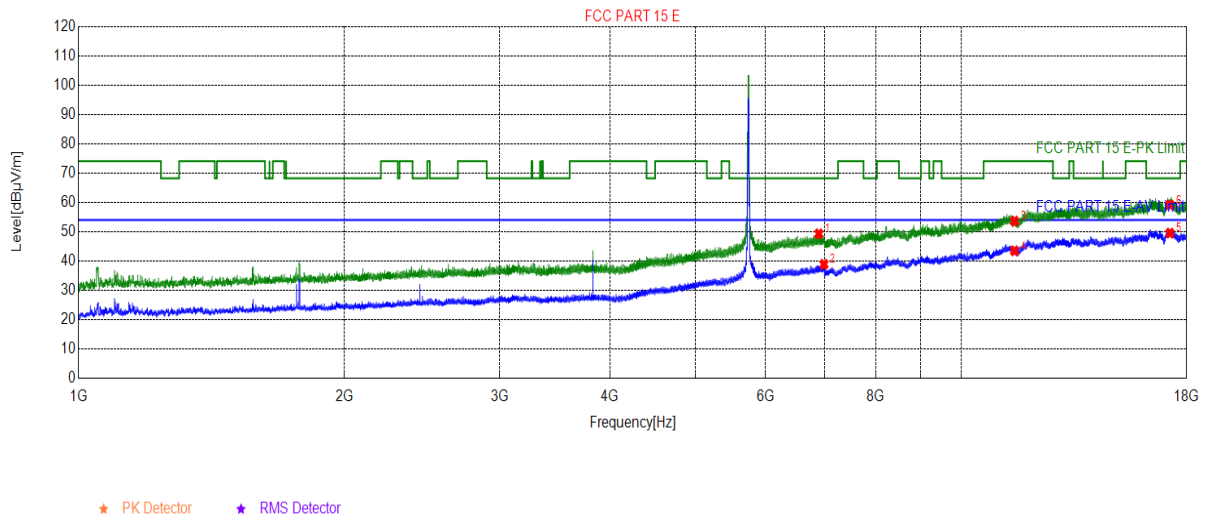
Remark:

- Final Level = Receiver Read level + Factor (Antenna Factor + Cable Loss – Preamplifier Factor).
- The emission levels of other frequencies are very lower than the limit and not show in test report.

Product Name:	Smart Phone	Product Model:	TA-1390
Test By:	Mike	Polarization:	Horizontal
Test Voltage:	AC 120V/60Hz	Environment:	Temp: 24°C Humi: 57%

802.11 a Channel 149

Test Graph



Suspected List

Suspected List								
NO.	Freq. [MHz]	Level [dBµV/m]	Factor [dB]	Limit [dBµV/m]	Margin [dB]	Height [cm]	Angle [°]	Polarity
1	6896.19	49.27	19.04	68.20	18.93	177	344	Horizontal
2	6989.79	38.87	19.22	54.00	15.13	189	4	Horizontal
3	11490.0	53.62	-0.39	74.00	20.38	123	349	Horizontal
4	11490.0	43.47	-0.39	54.00	10.53	251	168	Horizontal
5	17235.0	49.52	2.88	54.00	4.48	164	250	Horizontal
6	17235.0	59.13	2.88	68.20	9.07	194	288	Horizontal

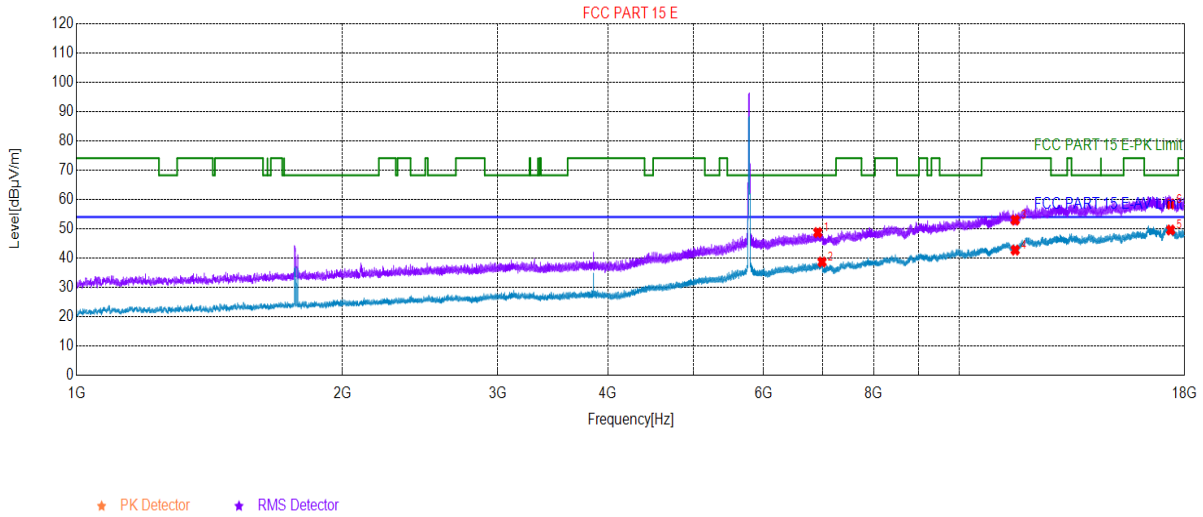
Remark:

- Final Level = Receiver Read level + Factor (Antenna Factor + Cable Loss – Preamplifier Factor).
- The emission levels of other frequencies are very lower than the limit and not show in test report.

Product Name:	Smart Phone	Product Model:	TA-1390
Test By:	Mike	Polarization:	Vertical
Test Voltage:	AC 120V/60Hz	Environment:	Temp: 24℃ Huni: 57%

802.11 a Channel 157

Test Graph



Suspected List

NO.	Freq. [MHz]	Level [dBµV/m]	Factor [dB]	Limit [dBµV/m]	Margin [dB]	Height [cm]	Angle [°]	Polarity
1	6913.29	48.67	18.85	68.20	19.53	223	185	Vertical
2	6991.29	38.62	19.23	54.00	15.38	115	26	Vertical
3	11570.0	52.94	-0.09	74.00	21.06	184	320	Vertical
4	11570.0	42.70	-0.09	54.00	11.30	196	312	Vertical
5	17355.0	49.54	3.40	54.00	4.46	231	38	Vertical
6	17355.0	58.39	3.40	68.20	9.81	161	130	Vertical

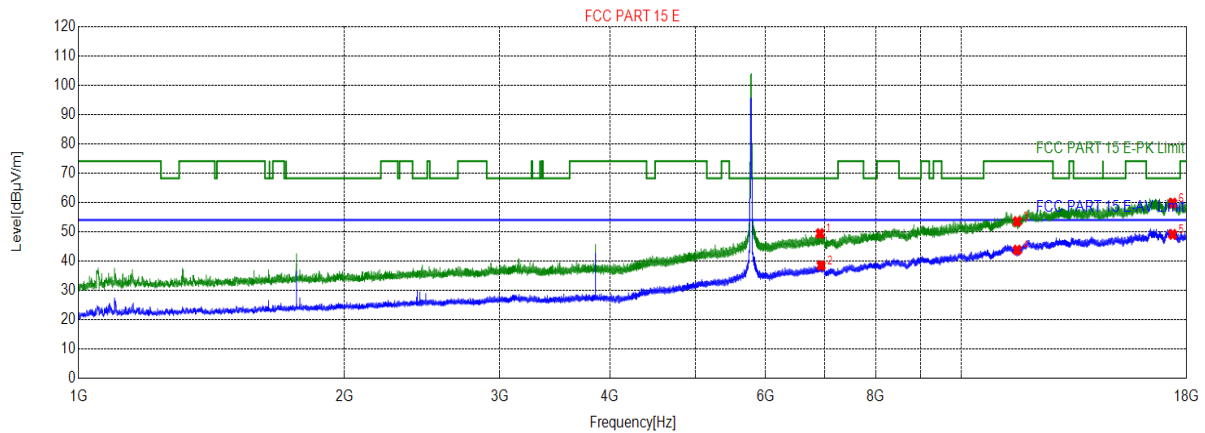
Remark:

- Final Level = Receiver Read level + Factor (Antenna Factor + Cable Loss – Preamplifier Factor).
- The emission levels of other frequencies are very lower than the limit and not show in test report.

Product Name:	Smart Phone	Product Model:	TA-1390
Test By:	Mike	Polarization:	Horizontal
Test Voltage:	AC 120V/60Hz	Environment:	Temp: 24°C Humi: 57%

802.11 a Channel 157

Test Graph



★ PK Detector ★ RMS Detector

Suspected List

Suspected List								
NO.	Freq. [MHz]	Level [dBµV/m]	Factor [dB]	Limit [dBµV/m]	Margin [dB]	Height [cm]	Angle [°]	Polarity
1	6917.19	49.37	18.84	68.20	18.83	251	208	Horizontal
2	6938.19	38.45	19.14	54.00	15.55	161	80	Horizontal
3	11570.0	53.47	-0.09	74.00	20.53	231	130	Horizontal
4	11570.0	43.72	-0.09	54.00	10.28	294	296	Horizontal
5	17355.0	49.07	3.40	54.00	4.93	174	274	Horizontal
6	17355.0	59.75	3.40	68.20	8.45	185	274	Horizontal

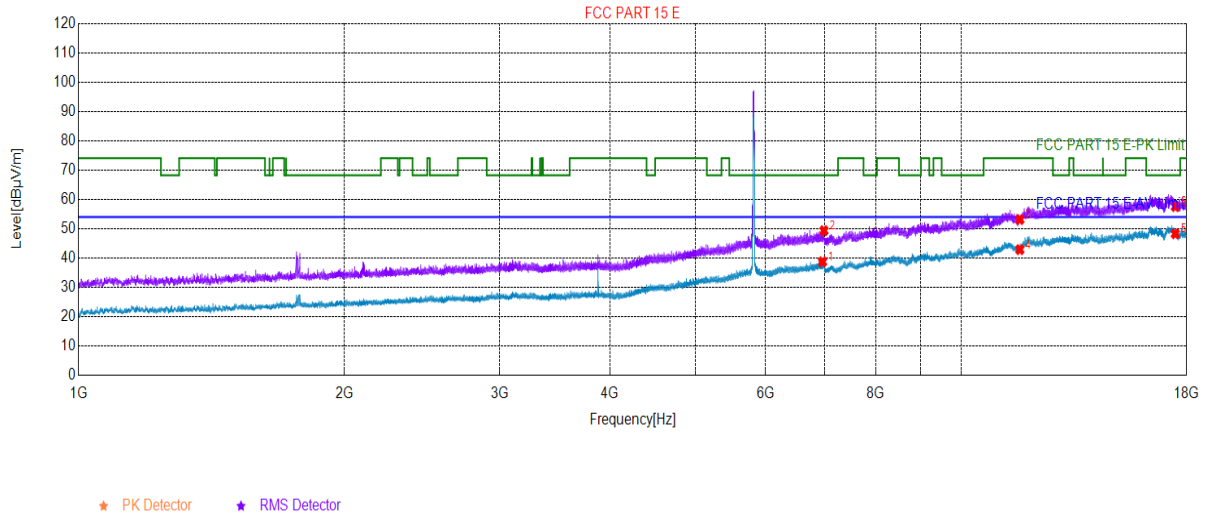
Remark:

- Final Level = Receiver Read level + Factor (Antenna Factor + Cable Loss – Preamplifier Factor).
- The emission levels of other frequencies are very lower than the limit and not show in test report.

Product Name:	Smart Phone	Product Model:	TA-1390
Test By:	Mike	Polarization:	Vertical
Test Voltage:	AC 120V/60Hz	Environment:	Temp: 24°C Huni: 57%

802.11 a Channel 165

Test Graph



Suspected List

NO.	Freq. [MHz]	Level [dBµV/m]	Factor [dB]	Limit [dBµV/m]	Margin [dB]	Height [cm]	Angle [°]	Polarity
1	6963.69	38.71	18.78	54.00	15.29	159	140	Vertical
2	6988.89	49.31	19.20	68.20	18.89	184	261	Vertical
3	11650.0	53.12	0.45	74.00	20.88	261	69	Vertical
4	11650.0	42.85	0.45	54.00	11.15	231	265	Vertical
5	17475.0	48.26	3.50	54.00	5.74	124	265	Vertical
6	17475.0	57.56	3.50	68.20	10.64	184	360	Vertical

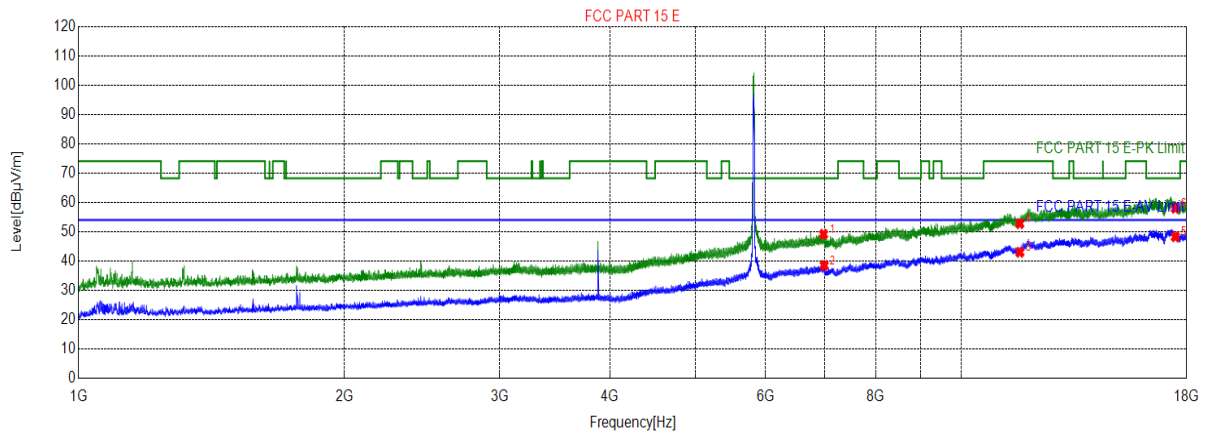
Remark:

1. Final Level = Receiver Read level + Factor (Antenna Factor + Cable Loss – Preamplifier Factor).
2. The emission levels of other frequencies are very lower than the limit and not show in test report.

Product Name:	Smart Phone	Product Model:	TA-1390
Test By:	Mike	Polarization:	Horizontal
Test Voltage:	AC 120V/60Hz	Environment:	Temp: 24°C Huni: 57%

802.11 a Channel 165

Test Graph



★ PK Detector ★ RMS Detector

Suspected List

Suspected List								
NO.	Freq. [MHz]	Level [dBµV/m]	Factor [dB]	Limit [dBµV/m]	Margin [dB]	Height [cm]	Angle [°]	Polarity
1	6981.69	49.12	19.06	68.20	19.08	174	321	Horizontal
2	6993.39	38.47	19.24	54.00	15.53	185	109	Horizontal
3	11650.0	42.98	0.45	54.00	11.02	196	99	Horizontal
4	11650.0	52.74	0.45	74.00	21.26	231	350	Horizontal
5	17475.0	48.27	3.50	54.00	5.73	262	137	Horizontal
6	17475.0	57.99	3.50	68.20	10.21	291	176	Horizontal

Remark:

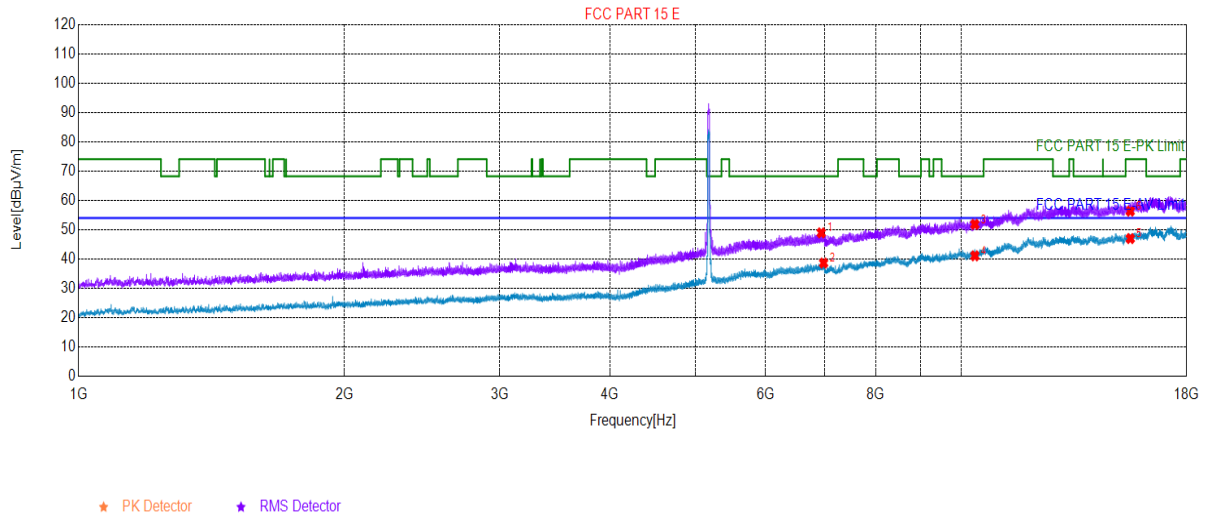
- Final Level = Receiver Read level + Factor (Antenna Factor + Cable Loss – Pre-amplifier Factor).
- The emission levels of other frequencies are very lower than the limit and not show in test report.

802.11n20 mode

Product Name:	Smart Phone	Product Model:	TA-1390
Test By:	Mike	Polarization:	Vertical
Test Voltage:	AC 120V/60Hz	Environment:	Temp: 24°C Huni: 57%

802.11n20 Channel 36

Test Graph



Suspected List

Suspected List								
NO.	Freq. [MHz]	Level [dBµV/m]	Factor [dB]	Limit [dBµV/m]	Margin [dB]	Height [cm]	Angle [°]	Polarity
1	6940.29	48.91	19.14	68.20	19.29	174	282	Vertical
2	6982.59	38.60	19.08	54.00	15.40	185	114	Vertical
3	10360.0	51.82	-2.89	68.20	16.38	175	243	Vertical
4	10360.0	41.09	-2.89	54.00	12.91	165	243	Vertical
5	15540.0	46.97	4.59	54.00	7.03	184	221	Vertical
6	15540.0	56.31	4.59	74.00	17.69	175	243	Vertical

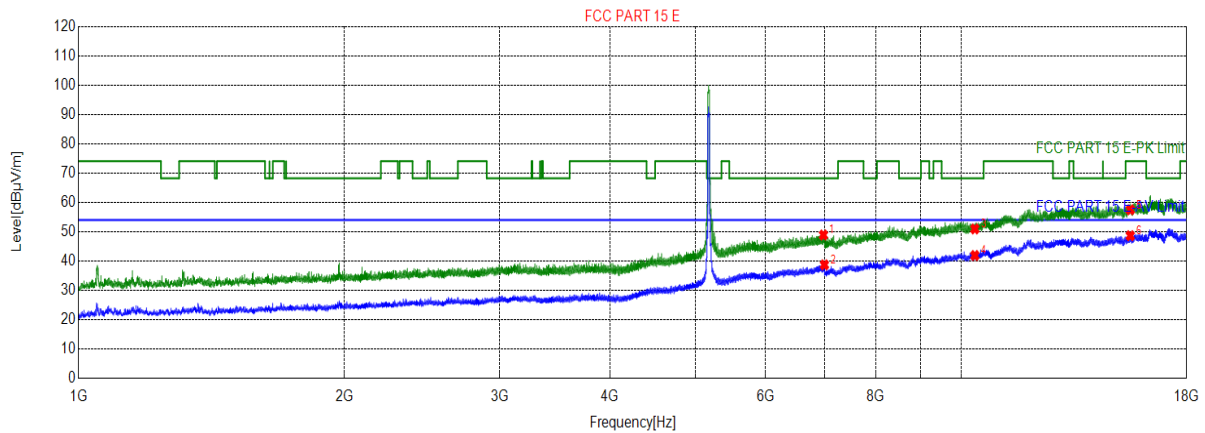
Remark:

- Final Level = Receiver Read level + Factor (Antenna Factor + Cable Loss – Preamplifier Factor).
- The emission levels of other frequencies are very lower than the limit and not show in test report.

Product Name:	Smart Phone	Product Model:	TA-1390
Test By:	Mike	Polarization:	Horizontal
Test Voltage:	AC 120V/60Hz	Environment:	Temp: 24℃ Huni: 57%

802.11n20 Channel 36

Test Graph



★ PK Detector ★ RMS Detector

Suspected List

Suspected List								
NO.	Freq. [MHz]	Level [dBµV/m]	Factor [dB]	Limit [dBµV/m]	Margin [dB]	Height [cm]	Angle [°]	Polarity
1	6979.29	48.86	19.02	68.20	19.34	174	274	Horizontal
2	6997.59	38.69	19.26	54.00	15.31	154	304	Horizontal
3	10360.0	50.93	-2.89	68.20	17.27	162	301	Horizontal
4	10360.0	41.88	-2.89	54.00	12.12	177	226	Horizontal
5	15540.0	57.48	4.59	74.00	16.52	165	151	Horizontal
6	15540.0	48.62	4.59	54.00	5.38	147	271	Horizontal

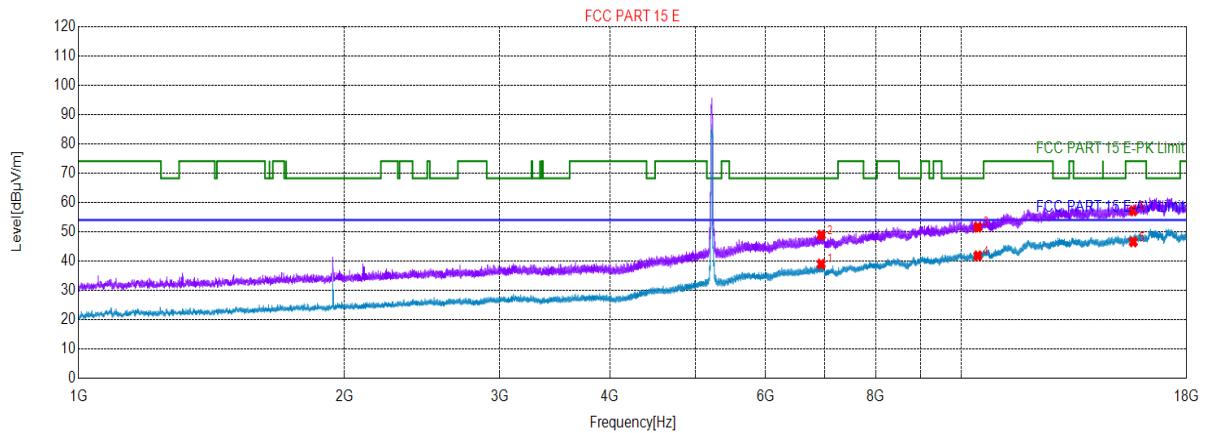
Remark:

- Final Level = Receiver Read level + Factor (Antenna Factor + Cable Loss – Preamplifier Factor).
- The emission levels of other frequencies are very lower than the limit and not show in test report.

Product Name:	Smart Phone	Product Model:	TA-1390
Test By:	Mike	Polarization:	Vertical
Test Voltage:	AC 120V/60Hz	Environment:	Temp: 24℃ Humi: 57%

802.11n20 Channel 44

Test Graph



★ PK Detector ★ RMS Detector

Suspected List

Suspected List								
NO.	Freq. [MHz]	Level [dBµV/m]	Factor [dB]	Limit [dBµV/m]	Margin [dB]	Height [cm]	Angle [°]	Polarity
1	6938.19	38.95	19.14	54.00	15.05	174	203	Vertical
2	6939.99	48.84	19.15	68.20	19.36	184	38	Vertical
3	10440.0	51.54	-2.56	68.20	16.66	165	226	Vertical
4	10440.0	41.76	-2.56	54.00	12.24	175	2	Vertical
5	15660.0	46.51	4.31	54.00	7.49	195	308	Vertical
6	15660.0	57.12	4.31	74.00	16.88	177	76	Vertical

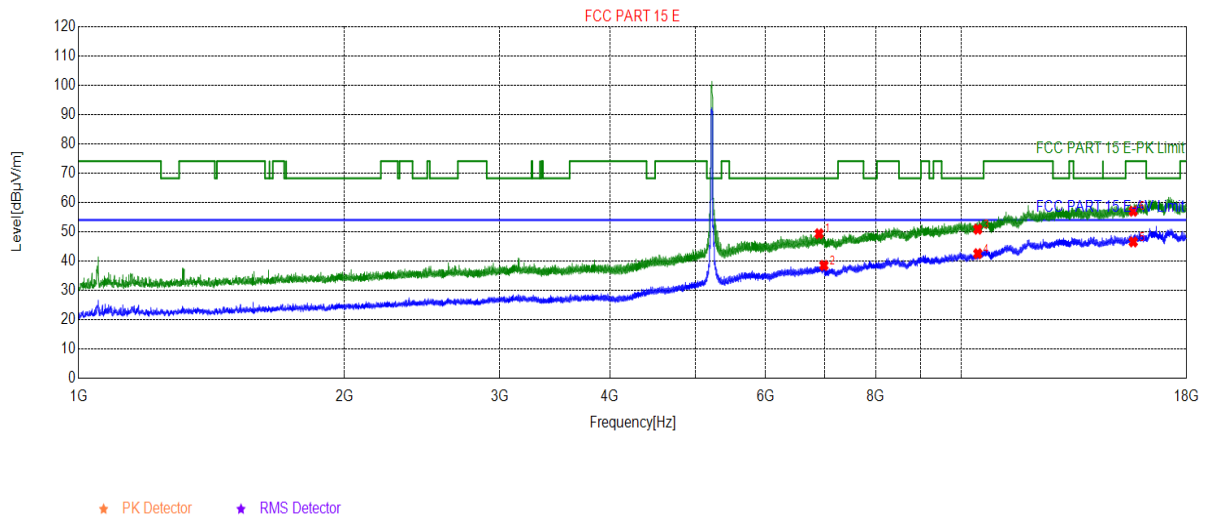
Remark:

- Final Level = Receiver Read level + Factor (Antenna Factor + Cable Loss – Preamplifier Factor).
- The emission levels of other frequencies are very lower than the limit and not show in test report.

Product Name:	Smart Phone	Product Model:	TA-1390
Test By:	Mike	Polarization:	Horizontal
Test Voltage:	AC 120V/60Hz	Environment:	Temp: 24℃ Huni: 57%

802.11n20 Channel 44

Test Graph



Suspected List

Suspected List								
NO.	Freq. [MHz]	Level [dBµV/m]	Factor [dB]	Limit [dBµV/m]	Margin [dB]	Height [cm]	Angle [°]	Polarity
1	6900.99	49.29	19.21	68.20	18.91	241	186	Horizontal
2	6988.89	38.48	19.20	54.00	15.52	187	269	Horizontal
3	10440.0	50.84	-2.56	68.20	17.36	162	285	Horizontal
4	10440.0	42.51	-2.56	54.00	11.49	174	285	Horizontal
5	15660.0	46.50	4.31	54.00	7.50	187	319	Horizontal
6	15660.0	56.98	4.31	74.00	17.02	198	212	Horizontal

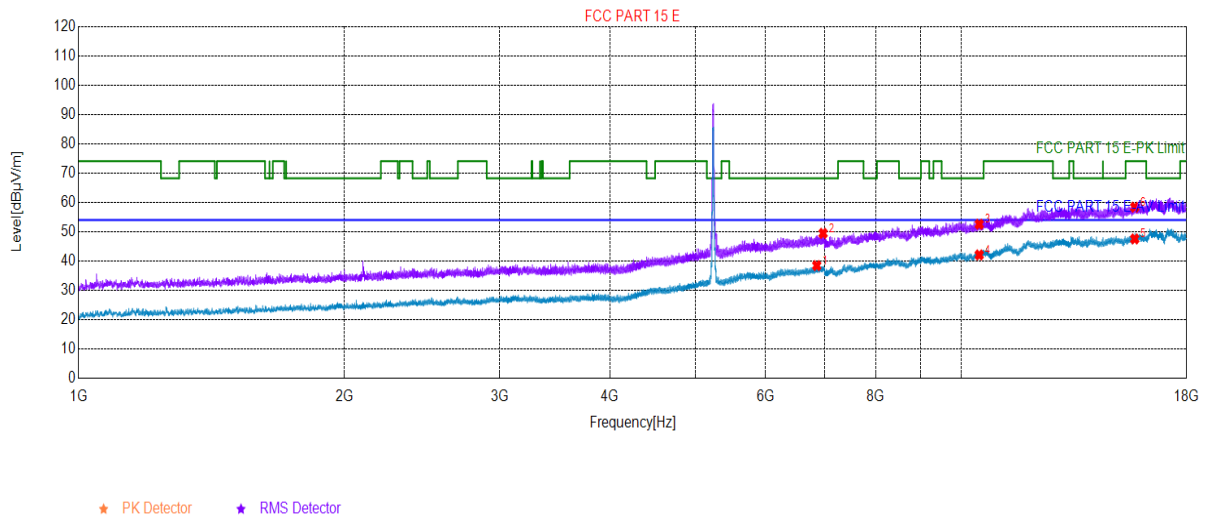
Remark:

- Final Level = Receiver Read level + Factor (Antenna Factor + Cable Loss – Preamplifier Factor).
- The emission levels of other frequencies are very lower than the limit and not show in test report.

Product Name:	Smart Phone	Product Model:	TA-1390
Test By:	Mike	Polarization:	Vertical
Test Voltage:	AC 120V/60Hz	Environment:	Temp: 24°C Humi: 57%

802.11n20 Channel 48

Test Graph



Suspected List

Suspected List								
NO.	Freq. [MHz]	Level [dBµV/m]	Factor [dB]	Limit [dBµV/m]	Margin [dB]	Height [cm]	Angle [°]	Polarity
1	6859.29	38.43	19.13	54.00	15.57	241	90	Vertical
2	6973.29	49.42	18.90	68.20	18.78	254	288	Vertical
3	10480.0	52.53	-2.45	68.20	15.67	274	62	Vertical
4	10480.0	42.08	-2.45	54.00	11.92	265	252	Vertical
5	15720.0	47.52	4.37	54.00	6.48	281	230	Vertical
6	15720.0	58.34	4.37	74.00	15.66	221	275	Vertical

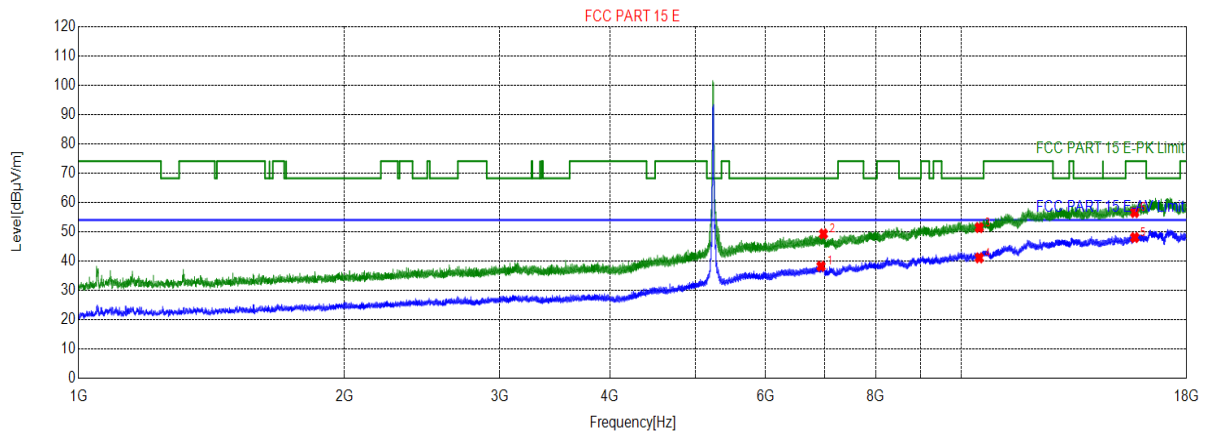
Remark:

- Final Level = Receiver Read level + Factor (Antenna Factor + Cable Loss – Preamplifier Factor).
- The emission levels of other frequencies are very lower than the limit and not show in test report.

Product Name:	Smart Phone	Product Model:	TA-1390
Test By:	Mike	Polarization:	Horizontal
Test Voltage:	AC 120V/60Hz	Environment:	Temp: 24℃ Huni: 57%

802.11n20 Channel 48

Test Graph



★ PK Detector ★ RMS Detector

Suspected List

Suspected List								
NO.	Freq. [MHz]	Level [dBµV/m]	Factor [dB]	Limit [dBµV/m]	Margin [dB]	Height [cm]	Angle [°]	Polarity
1	6935.49	38.20	19.12	54.00	15.80	174	207	Horizontal
2	6979.59	49.24	19.02	68.20	18.96	177	268	Horizontal
3	10480.0	51.39	-2.45	68.20	16.81	158	54	Horizontal
4	10480.0	41.07	-2.45	54.00	12.93	174	202	Horizontal
5	15720.0	48.00	4.37	54.00	6.00	165	194	Horizontal
6	15720.0	56.53	4.37	74.00	17.47	179	119	Horizontal

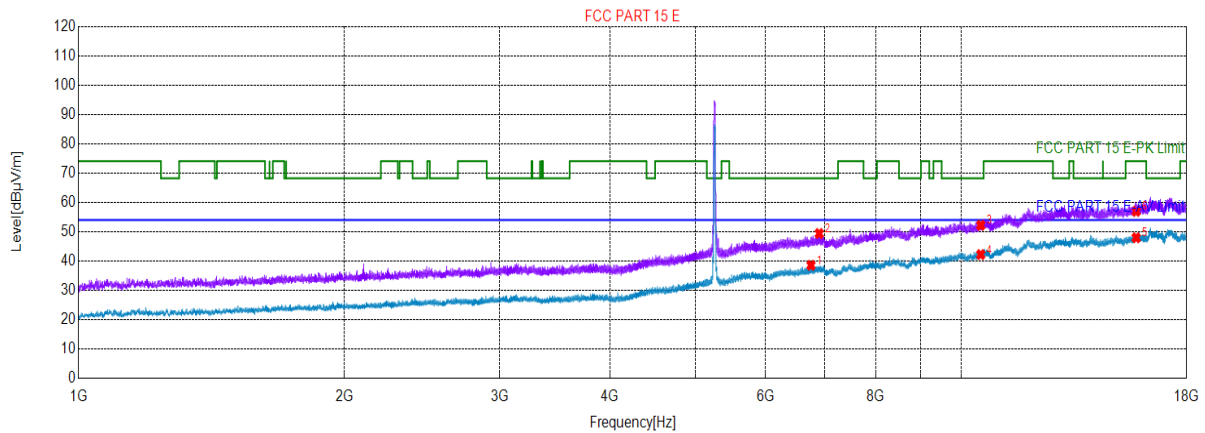
Remark:

- Final Level = Receiver Read level + Factor (Antenna Factor + Cable Loss – Pre-amplifier Factor).
- The emission levels of other frequencies are very lower than the limit and not show in test report.

Product Name:	Smart Phone	Product Model:	TA-1390
Test By:	Mike	Polarization:	Vertical
Test Voltage:	AC 120V/60Hz	Environment:	Temp: 24℃ Humi: 57%

802.11n20 Channel 52

Test Graph



★ PK Detector ★ RMS Detector

Suspected List

Suspected List								
NO.	Freq. [MHz]	Level [dBµV/m]	Factor [dB]	Limit [dBµV/m]	Margin [dB]	Height [cm]	Angle [°]	Polarity
1	6756.68	38.53	19.21	54.00	15.47	274	344	Vertical
2	6902.79	49.37	19.14	68.20	18.83	281	133	Vertical
3	10520.0	52.18	-2.42	68.20	16.02	211	40	Vertical
4	10520.0	42.19	-2.42	54.00	11.81	222	359	Vertical
5	15780.0	47.92	4.57	54.00	6.08	231	291	Vertical
6	15780.0	56.93	4.57	74.00	17.07	219	70	Vertical

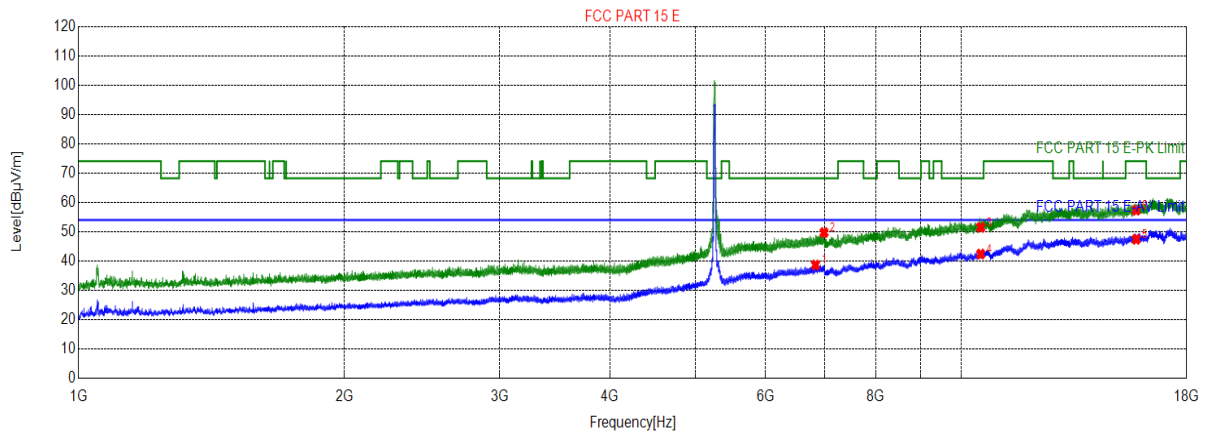
Remark:

- Final Level = Receiver Read level + Factor (Antenna Factor + Cable Loss – Preamplifier Factor).
- The emission levels of other frequencies are very lower than the limit and not show in test report.

Product Name:	Smart Phone	Product Model:	TA-1390
Test By:	Mike	Polarization:	Horizontal
Test Voltage:	AC 120V/60Hz	Environment:	Temp: 24°C Huni: 57%

802.11n20 Channel 52

Test Graph



★ PK Detector ★ RMS Detector

Suspected List

Suspected List								
NO.	Freq. [MHz]	Level [dBµV/m]	Factor [dB]	Limit [dBµV/m]	Margin [dB]	Height [cm]	Angle [°]	Polarity
1	6836.79	38.64	19.07	54.00	15.36	171	60	Horizontal
2	6990.99	49.69	19.23	68.20	18.51	165	261	Horizontal
3	10520.0	51.47	-2.42	68.20	16.73	194	8	Horizontal
4	10520.0	42.38	-2.42	54.00	11.62	165	359	Horizontal
5	15780.0	47.40	4.57	54.00	6.60	175	359	Horizontal
6	15780.0	57.31	4.57	74.00	16.69	125	24	Horizontal

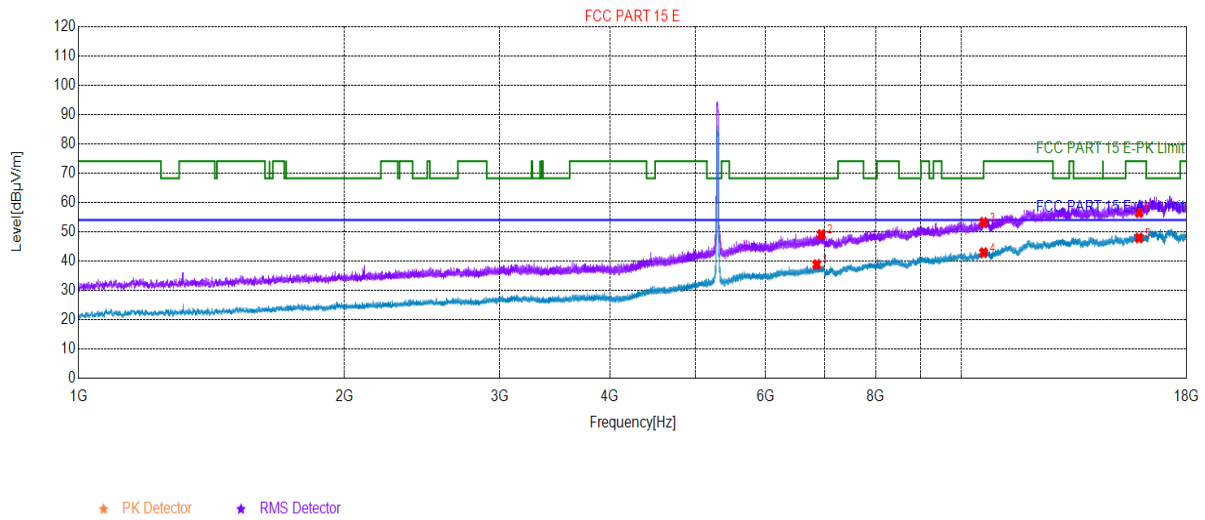
Remark:

- Final Level = Receiver Read level + Factor (Antenna Factor + Cable Loss – Preamplifier Factor).
- The emission levels of other frequencies are very lower than the limit and not show in test report.

Product Name:	Smart Phone	Product Model:	TA-1390
Test By:	Mike	Polarization:	Vertical
Test Voltage:	AC 120V/60Hz	Environment:	Temp: 24℃ Huni: 57%

802.11n20 Channel 60

Test Graph



Suspected List

Suspected List								
NO.	Freq. [MHz]	Level [dBµV/m]	Factor [dB]	Limit [dBµV/m]	Margin [dB]	Height [cm]	Angle [°]	Polarity
1	6858.99	38.80	19.13	54.00	15.20	214	223	Vertical
2	6939.99	49.00	19.15	68.20	19.20	215	163	Vertical
3	10600.0	53.17	-2.15	74.00	20.83	226	294	Vertical
4	10600.0	42.83	-2.15	54.00	11.17	284	31	Vertical
5	15900.0	47.85	4.74	54.00	6.15	217	189	Vertical
6	15900.0	56.51	4.74	74.00	17.49	226	197	Vertical

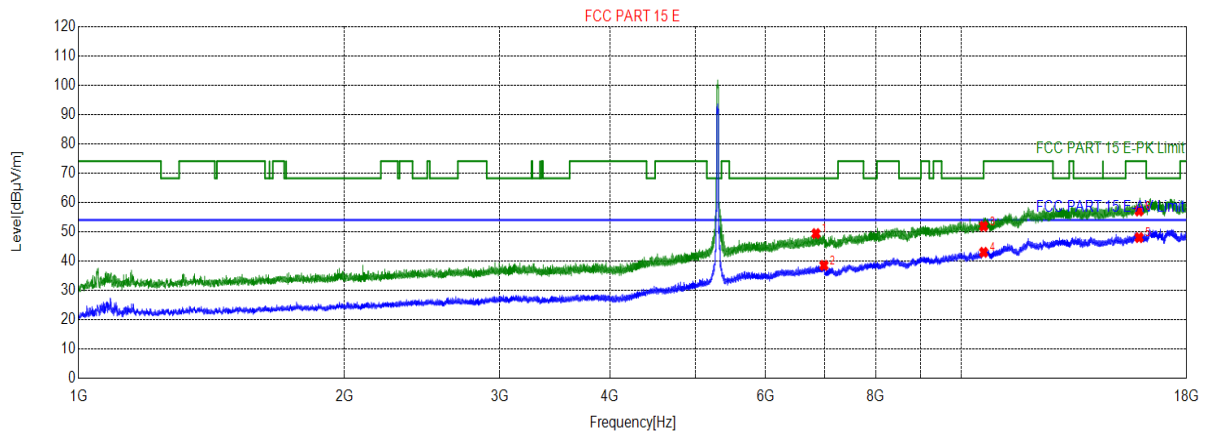
Remark:

- Final Level = Receiver Read level + Factor (Antenna Factor + Cable Loss – Preamplifier Factor).
- The emission levels of other frequencies are very lower than the limit and not show in test report.

Product Name:	Smart Phone	Product Model:	TA-1390
Test By:	Mike	Polarization:	Horizontal
Test Voltage:	AC 120V/60Hz	Environment:	Temp: 24°C Humi: 57%

802.11n20 Channel 60

Test Graph



★ PK Detector ★ RMS Detector

Suspected List

Suspected List								
NO.	Freq. [MHz]	Level [dBµV/m]	Factor [dB]	Limit [dBµV/m]	Margin [dB]	Height [cm]	Angle [°]	Polarity
1	6844.89	49.34	19.16	68.20	18.86	147	307	Horizontal
2	6988.59	38.49	19.20	54.00	15.51	185	5	Horizontal
3	10600.0	51.84	-2.15	74.00	22.16	162	206	Horizontal
4	10600.0	42.96	-2.15	54.00	11.04	149	319	Horizontal
5	15900.0	47.98	4.74	54.00	6.02	182	289	Horizontal
6	15900.0	57.05	4.74	74.00	16.95	178	282	Horizontal

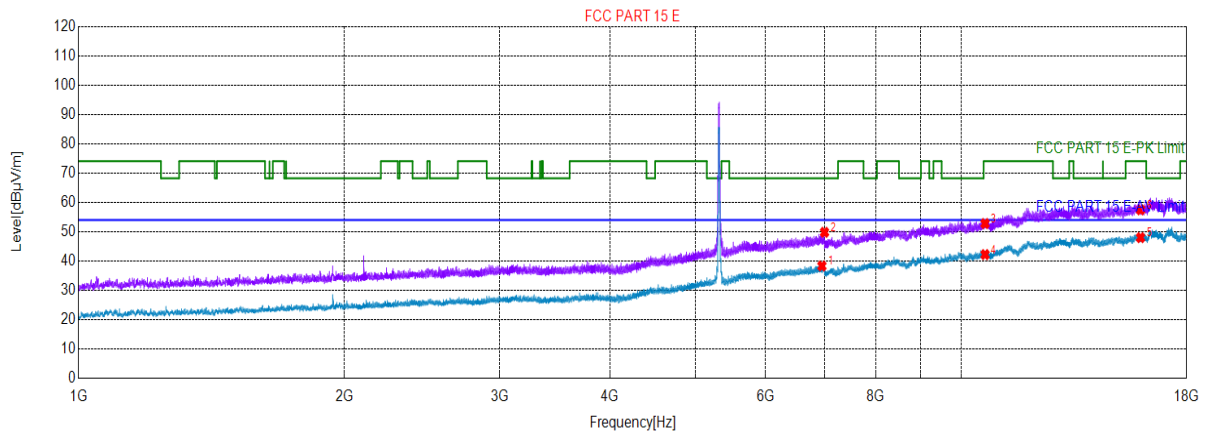
Remark:

1. Final Level = Receiver Read level + Factor (Antenna Factor + Cable Loss – Preamplifier Factor).
2. The emission levels of other frequencies are very lower than the limit and not show in test report.

Product Name:	Smart Phone	Product Model:	TA-1390
Test By:	Mike	Polarization:	Vertical
Test Voltage:	AC 120V/60Hz	Environment:	Temp: 24℃ Humi: 57%

802.11n20 Channel 64

Test Graph



★ PK Detector ★ RMS Detector

Suspected List

Suspected List								
NO.	Freq. [MHz]	Level [dBµV/m]	Factor [dB]	Limit [dBµV/m]	Margin [dB]	Height [cm]	Angle [°]	Polarity
1	6952.59	38.29	18.84	54.00	15.71	241	4	Vertical
2	6999.70	49.79	19.27	68.20	18.41	251	118	Vertical
3	10640.0	52.77	-2.33	74.00	21.23	263	61	Vertical
4	10640.0	42.19	-2.33	54.00	11.81	284	144	Vertical
5	15960.0	47.97	4.32	54.00	6.03	259	220	Vertical
6	15960.0	57.46	4.32	74.00	16.54	222	99	Vertical

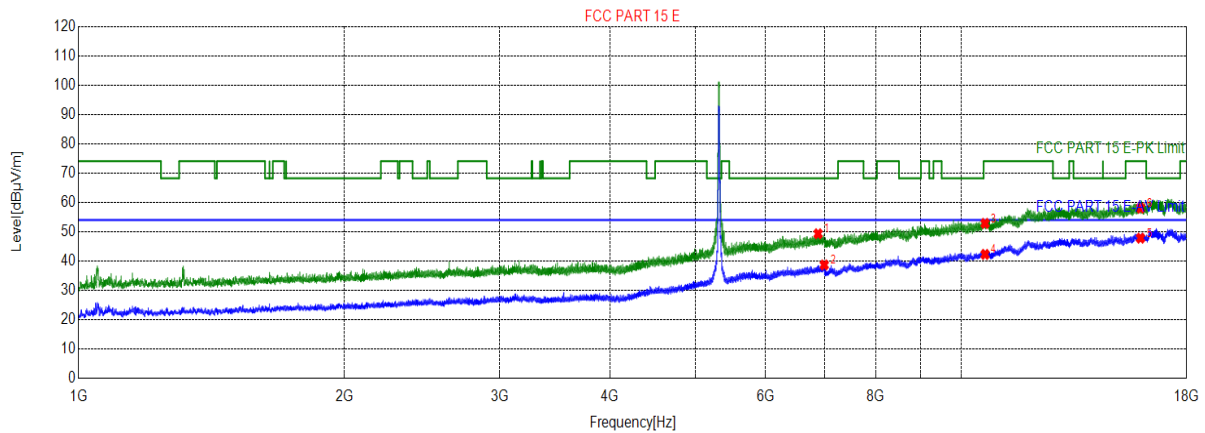
Remark:

- Final Level = Receiver Read level + Factor (Antenna Factor + Cable Loss – Preamplifier Factor).
- The emission levels of other frequencies are very lower than the limit and not show in test report.

Product Name:	Smart Phone	Product Model:	TA-1390
Test By:	Mike	Polarization:	Horizontal
Test Voltage:	AC 120V/60Hz	Environment:	Temp: 24°C Huni: 57%

802.11n20 Channel 64

Test Graph



★ PK Detector ★ RMS Detector

Suspected List

Suspected List								
NO.	Freq. [MHz]	Level [dBµV/m]	Factor [dB]	Limit [dBµV/m]	Margin [dB]	Height [cm]	Angle [°]	Polarity
1	6882.99	49.28	19.03	68.20	18.92	174	352	Horizontal
2	6994.59	38.65	19.25	54.00	15.35	184	156	Horizontal
3	10640.0	52.81	-2.33	74.00	21.19	162	224	Horizontal
4	10640.0	42.26	-2.33	54.00	11.74	184	296	Horizontal
5	15960.0	47.79	4.32	54.00	6.21	159	2	Horizontal
6	15960.0	58.04	4.32	74.00	15.96	162	17	Horizontal

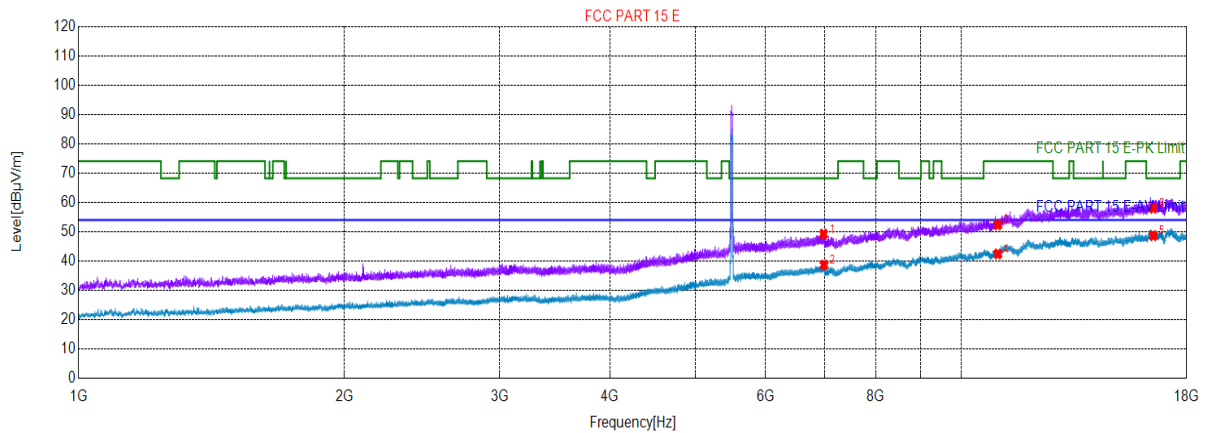
Remark:

- Final Level = Receiver Read level + Factor (Antenna Factor + Cable Loss – Preamplifier Factor).
- The emission levels of other frequencies are very lower than the limit and not show in test report.

Product Name:	Smart Phone	Product Model:	TA-1390
Test By:	Mike	Polarization:	Vertical
Test Voltage:	AC 120V/60Hz	Environment:	Temp: 24℃ Humi: 57%

802.11n20 Channel 100

Test Graph



★ PK Detector ★ RMS Detector

Suspected List

Suspected List								
NO.	Freq. [MHz]	Level [dBµV/m]	Factor [dB]	Limit [dBµV/m]	Margin [dB]	Height [cm]	Angle [°]	Polarity
1	6981.99	49.18	19.07	68.20	19.02	241	113	Vertical
2	6990.09	38.63	19.23	54.00	15.37	225	58	Vertical
3	11000.0	52.34	-1.15	74.00	21.66	274	65	Vertical
4	11000.0	42.41	-1.15	54.00	11.59	265	268	Vertical
5	16500.0	48.63	3.78	54.00	5.37	258	26	Vertical
6	16500.0	57.98	3.78	68.20	10.22	251	42	Vertical

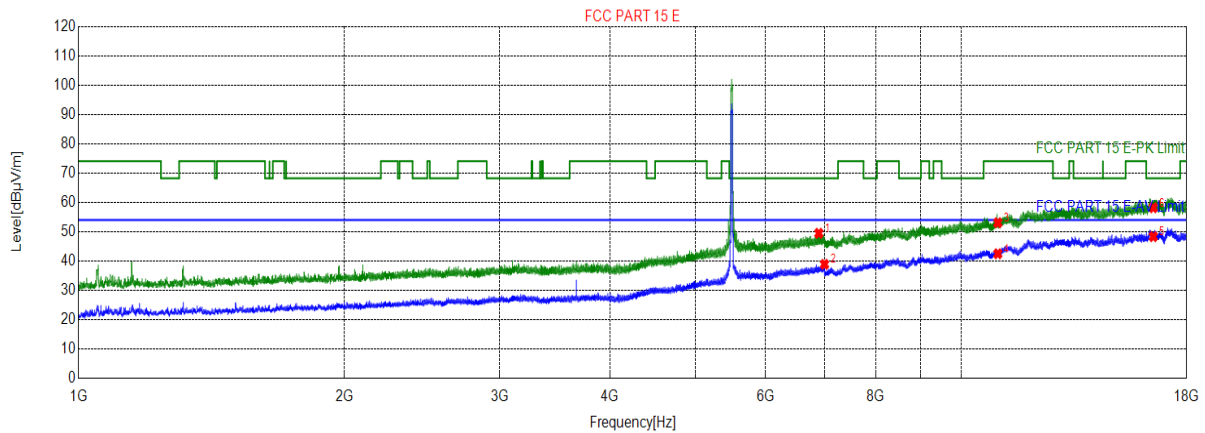
Remark:

- Final Level = Receiver Read level + Factor (Antenna Factor + Cable Loss – Preamplifier Factor).
- The emission levels of other frequencies are very lower than the limit and not show in test report.

Product Name:	Smart Phone	Product Model:	TA-1390
Test By:	Mike	Polarization:	Horizontal
Test Voltage:	AC 120V/60Hz	Environment:	Temp: 24℃ Huni: 57%

802.11n20 Channel 100

Test Graph



★ PK Detector ★ RMS Detector

Suspected List

Suspected List								
NO.	Freq. [MHz]	Level [dBµV/m]	Factor [dB]	Limit [dBµV/m]	Margin [dB]	Height [cm]	Angle [°]	Polarity
1	6895.89	49.45	19.02	68.20	18.75	174	156	Horizontal
2	6999.70	38.88	19.27	54.00	15.12	147	62	Horizontal
3	11000.0	53.04	-1.15	74.00	20.96	165	83	Horizontal
4	11000.0	42.48	-1.15	54.00	11.52	184	128	Horizontal
5	16500.0	48.31	3.78	54.00	5.69	174	309	Horizontal
6	16500.0	58.17	3.78	68.20	10.03	135	234	Horizontal

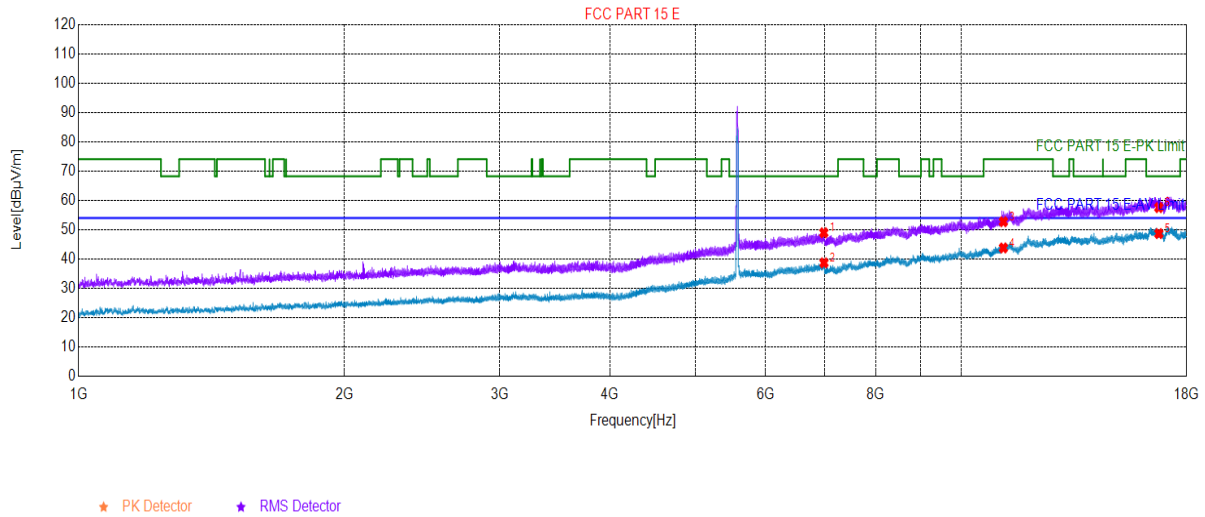
Remark:

- Final Level = Receiver Read level + Factor (Antenna Factor + Cable Loss – Preamplifier Factor).
- The emission levels of other frequencies are very lower than the limit and not show in test report.

Product Name:	Smart Phone	Product Model:	TA-1390
Test By:	Mike	Polarization:	Vertical
Test Voltage:	AC 120V/60Hz	Environment:	Temp: 24℃ Huni: 57%

802.11n20 Channel 116

Test Graph



Suspected List

Suspected List								
NO.	Freq. [MHz]	Level [dBµV/m]	Factor [dB]	Limit [dBµV/m]	Margin [dB]	Height [cm]	Angle [°]	Polarity
1	6986.79	48.94	19.16	68.20	19.26	241	284	Vertical
2	6989.49	38.67	19.22	54.00	15.33	225	89	Vertical
3	11160.0	52.72	-0.79	74.00	21.28	263	270	Vertical
4	11160.0	43.78	-0.79	54.00	10.22	274	97	Vertical
5	16740.0	48.66	4.14	54.00	5.34	255	358	Vertical
6	16740.0	57.53	4.14	68.20	10.67	296	300	Vertical

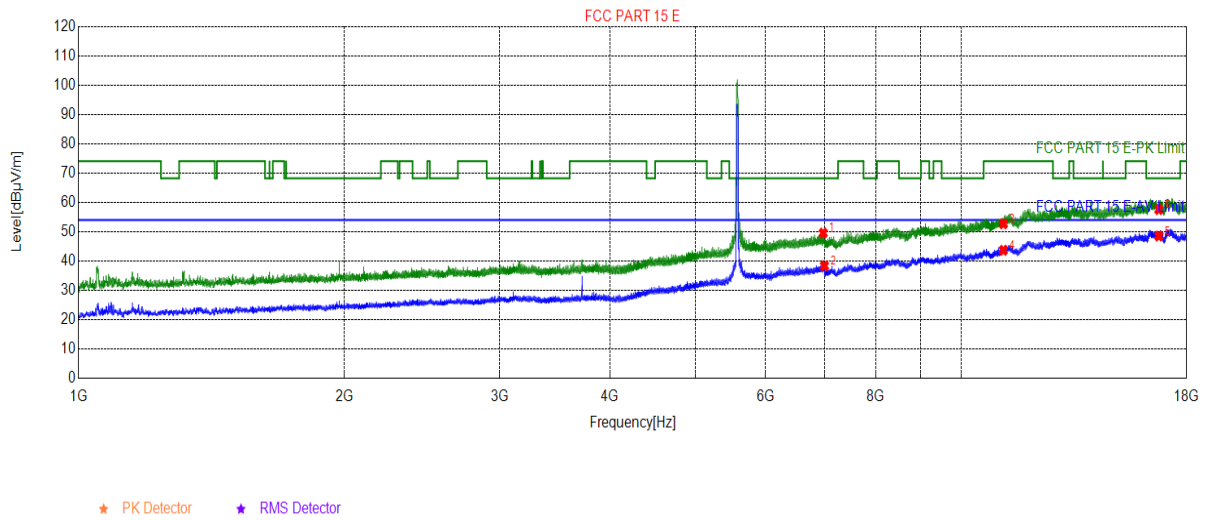
Remark:

- Final Level = Receiver Read level + Factor (Antenna Factor + Cable Loss – Preamplifier Factor).
- The emission levels of other frequencies are very lower than the limit and not show in test report.

Product Name:	Smart Phone	Product Model:	TA-1390
Test By:	Mike	Polarization:	Horizontal
Test Voltage:	AC 120V/60Hz	Environment:	Temp: 24℃ Huni: 57%

802.11n20 Channel 116

Test Graph



Suspected List

Suspected List								
NO.	Freq. [MHz]	Level [dBµV/m]	Factor [dB]	Limit [dBµV/m]	Margin [dB]	Height [cm]	Angle [°]	Polarity
1	6975.39	49.53	18.94	68.20	18.67	174	238	Horizontal
2	6997.29	38.34	19.26	54.00	15.66	184	321	Horizontal
3	11160.0	52.67	-0.79	74.00	21.33	175	105	Horizontal
4	11160.0	43.66	-0.79	54.00	10.34	162	206	Horizontal
5	16740.0	48.51	4.14	54.00	5.49	198	206	Horizontal
6	16740.0	57.54	4.14	68.20	10.66	157	198	Horizontal

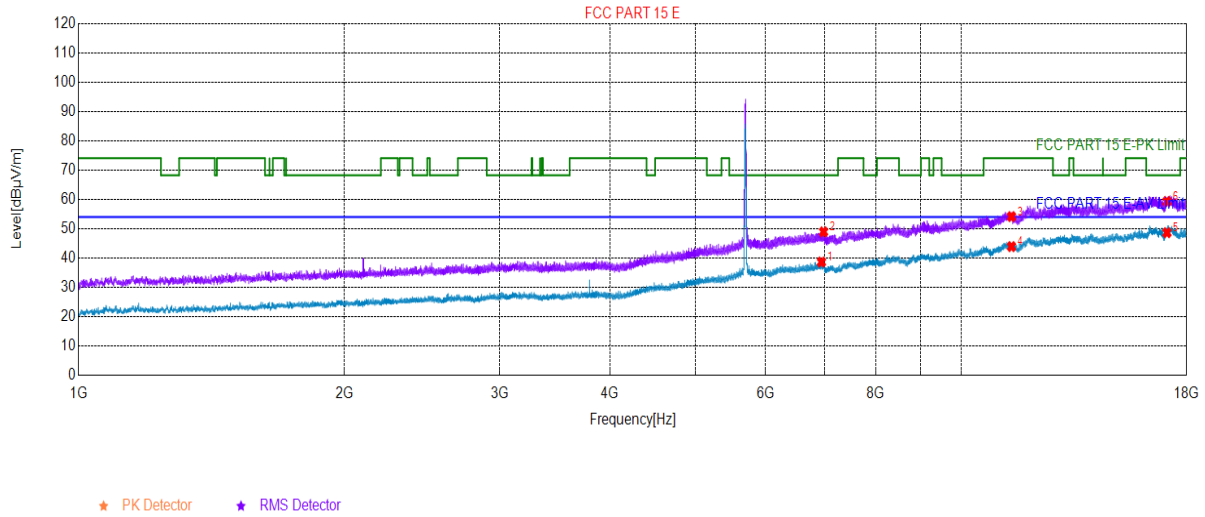
Remark:

- Final Level = Receiver Read level + Factor (Antenna Factor + Cable Loss – Preamplifier Factor).
- The emission levels of other frequencies are very lower than the limit and not show in test report.

Product Name:	Smart Phone	Product Model:	TA-1390
Test By:	Mike	Polarization:	Vertical
Test Voltage:	AC 120V/60Hz	Environment:	Temp: 24℃ Huni: 57%

802.11n20 Channel 140

Test Graph



Suspected List

Suspected List								
NO.	Freq. [MHz]	Level [dBµV/m]	Factor [dB]	Limit [dBµV/m]	Margin [dB]	Height [cm]	Angle [°]	Polarity
1	6944.49	38.62	19.02	54.00	15.38	241	147	Vertical
2	6982.59	48.91	19.08	68.20	19.29	257	193	Vertical
3	11400.0	54.12	-0.41	74.00	19.88	224	8	Vertical
4	11400.0	43.89	-0.41	54.00	10.11	226	114	Vertical
5	17100.0	48.63	2.35	54.00	5.37	218	143	Vertical
6	17100.0	59.29	2.35	68.20	8.91	287	2	Vertical

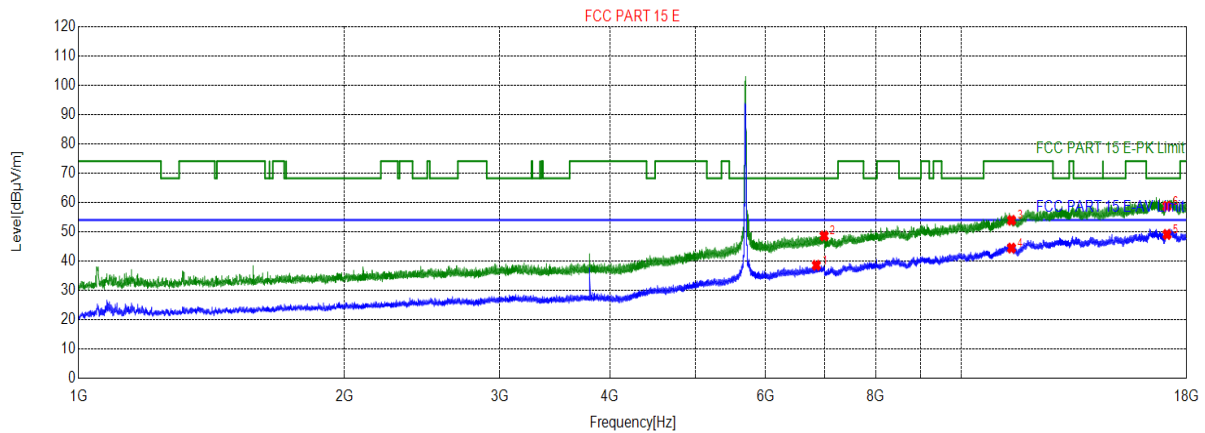
Remark:

- Final Level = Receiver Read level + Factor (Antenna Factor + Cable Loss – Preamplifier Factor).
- The emission levels of other frequencies are very lower than the limit and not show in test report.

Product Name:	Smart Phone	Product Model:	TA-1390
Test By:	Mike	Polarization:	Horizontal
Test Voltage:	AC 120V/60Hz	Environment:	Temp: 24℃ Humi: 57%

802.11n20 Channel 140

Test Graph



★ PK Detector ★ RMS Detector

Suspected List

Suspected List								
NO.	Freq. [MHz]	Level [dBµV/m]	Factor [dB]	Limit [dBµV/m]	Margin [dB]	Height [cm]	Angle [°]	Polarity
1	6850.89	38.53	19.08	54.00	15.47	174	306	Horizontal
2	6992.19	48.54	19.24	68.20	19.66	158	185	Horizontal
3	11400.0	53.87	-0.41	74.00	20.13	174	99	Horizontal
4	11400.0	44.42	-0.41	54.00	9.58	165	274	Horizontal
5	17100.0	49.05	2.35	54.00	4.95	158	69	Horizontal
6	17100.0	58.69	2.35	68.20	9.51	142	214	Horizontal

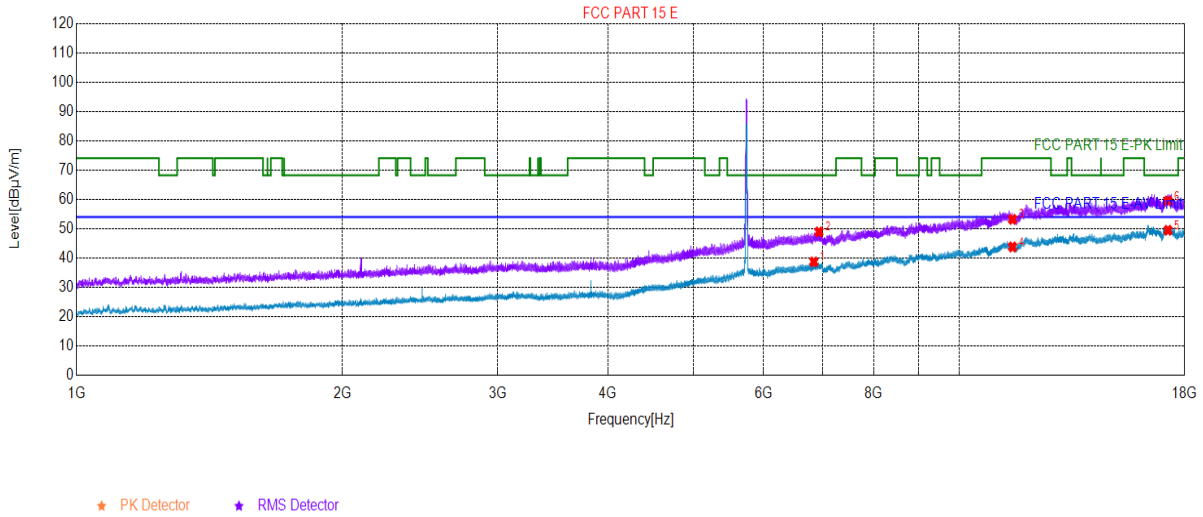
Remark:

- Final Level = Receiver Read level + Factor (Antenna Factor + Cable Loss – Preamplifier Factor).
- The emission levels of other frequencies are very lower than the limit and not show in test report.

Product Name:	Smart Phone	Product Model:	TA-1390
Test By:	Mike	Polarization:	Vertical
Test Voltage:	AC 120V/60Hz	Environment:	Temp: 24°C Huni: 57%

802.11n20 Channel 149

Test Graph



Suspected List

Suspected List								
NO.	Freq. [MHz]	Level [dBµV/m]	Factor [dB]	Limit [dBµV/m]	Margin [dB]	Height [cm]	Angle [°]	Polarity
1	6843.09	38.68	19.19	54.00	15.32	224	253	Vertical
2	6935.19	48.91	19.12	68.20	19.29	271	84	Vertical
3	11490.0	53.18	-0.39	74.00	20.82	256	185	Vertical
4	11490.0	43.78	-0.39	54.00	10.22	284	140	Vertical
5	17235.0	49.46	2.88	54.00	4.54	229	301	Vertical
6	17235.0	59.43	2.88	68.20	8.77	241	151	Vertical

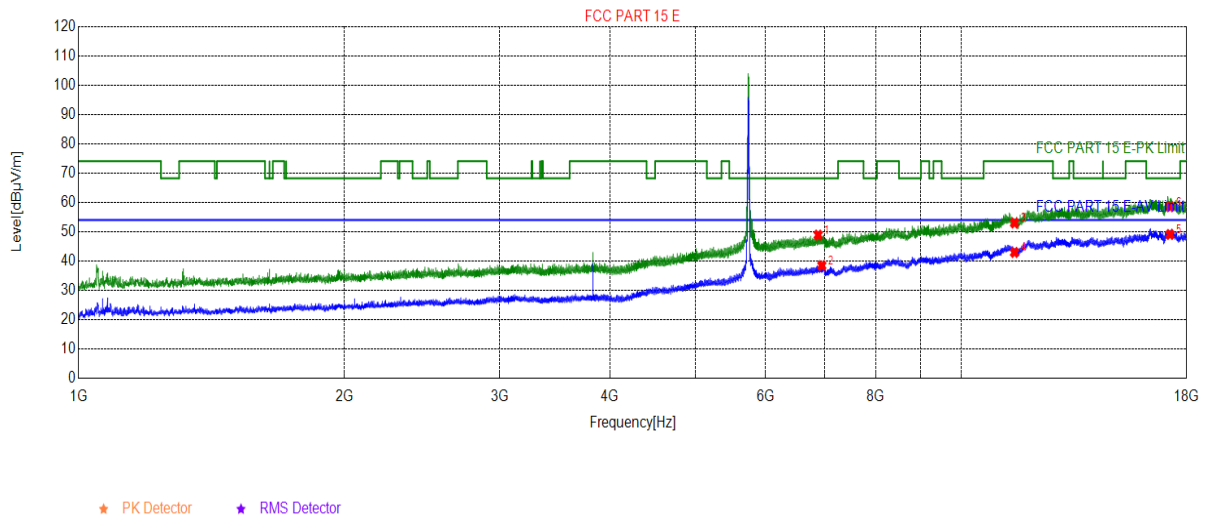
Remark:

- Final Level = Receiver Read level + Factor (Antenna Factor + Cable Loss – Preamplifier Factor).
- The emission levels of other frequencies are very lower than the limit and not show in test report.

Product Name:	Smart Phone	Product Model:	TA-1390
Test By:	Mike	Polarization:	Horizontal
Test Voltage:	AC 120V/60Hz	Environment:	Temp: 24°C Huni: 57%

802.11n20 Channel 149

Test Graph



Suspected List

Suspected List								
NO.	Freq. [MHz]	Level [dBµV/m]	Factor [dB]	Limit [dBµV/m]	Margin [dB]	Height [cm]	Angle [°]	Polarity
1	6884.19	48.85	18.97	68.20	19.35	174	261	Horizontal
2	6950.49	38.44	18.86	54.00	15.56	154	33	Horizontal
3	11490.0	52.95	-0.39	74.00	21.05	162	216	Horizontal
4	11490.0	42.93	-0.39	54.00	11.07	178	178	Horizontal
5	17235.0	49.05	2.88	54.00	4.95	169	333	Horizontal
6	17235.0	58.50	2.88	68.20	9.70	172	102	Horizontal

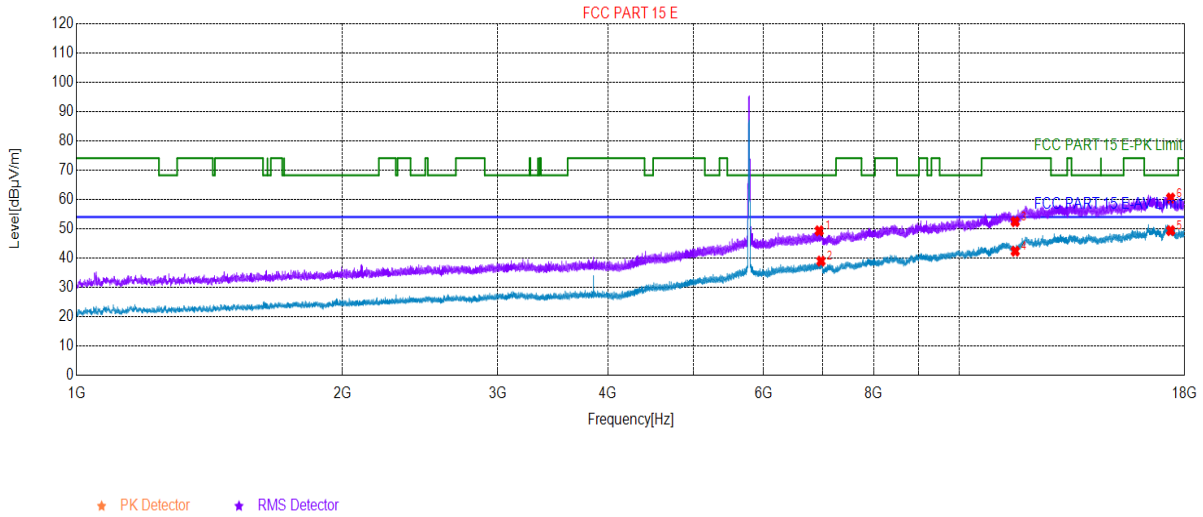
Remark:

- Final Level = Receiver Read level + Factor (Antenna Factor + Cable Loss – Preamplifier Factor).
- The emission levels of other frequencies are very lower than the limit and not show in test report.

Product Name:	Smart Phone	Product Model:	TA-1390
Test By:	Mike	Polarization:	Vertical
Test Voltage:	AC 120V/60Hz	Environment:	Temp: 24℃ Huni: 57%

802.11n20 Channel 157

Test Graph



Suspected List

NO.	Freq. [MHz]	Level [dBµV/m]	Factor [dB]	Limit [dBµV/m]	Margin [dB]	Height [cm]	Angle [°]	Polarity
1	6939.09	49.26	19.14	68.20	18.94	241	239	Vertical
2	6971.49	38.93	18.86	54.00	15.07	259	171	Vertical
3	11570.0	52.37	-0.09	74.00	21.63	174	116	Vertical
4	11570.0	42.31	-0.09	54.00	11.69	165	48	Vertical
5	17355.0	49.34	3.40	54.00	4.66	154	78	Vertical
6	17355.0	60.45	3.40	68.20	7.75	254	239	Vertical

Remark:

- Final Level = Receiver Read level + Factor (Antenna Factor + Cable Loss – Preamplifier Factor).
- The emission levels of other frequencies are very lower than the limit and not show in test report.