



REPORT No. : SZ21080402S02

Annex C Plots of T-Coil Test Results

HAC_T-Coil_GSM850_GSM Voice_Ch189_Z

Communication System: UID 0, Generic GSM (0); Frequency: 836.6 MHz; Duty Cycle: 1:8.3

Medium: Air Medium parameters used: $\sigma = 0$ S/m, $\epsilon_r = 1$; $\rho = 0$ kg/m³

Ambient Temperature : 23.2 °C

DASY5 Configuration:

- Probe: AM1DV2 - 1048; ; Calibrated: 2021.02.22
- Sensor-Surface: 0mm (Fix Surface)
- Electronics: DAE4 Sn480; Calibrated: 2021.06.22
- Phantom: HAC Test Arch with AMCC; Type: SD HAC P01 BA;
- Measurement SW: DASY52, Version 52.8 (8); SEMCAD X Version 14.6.10 (7331)


Ch189/z (axial) 4.2mm 50 x 50/ABM SNR(x,y,z) (13x13x1): Measurement grid: dx=10mm, dy=10mm

ABM1/ABM2 = 34.72 dB

ABM1 comp = 5.90 dBA/m

BWC Factor = -0.0074 dB

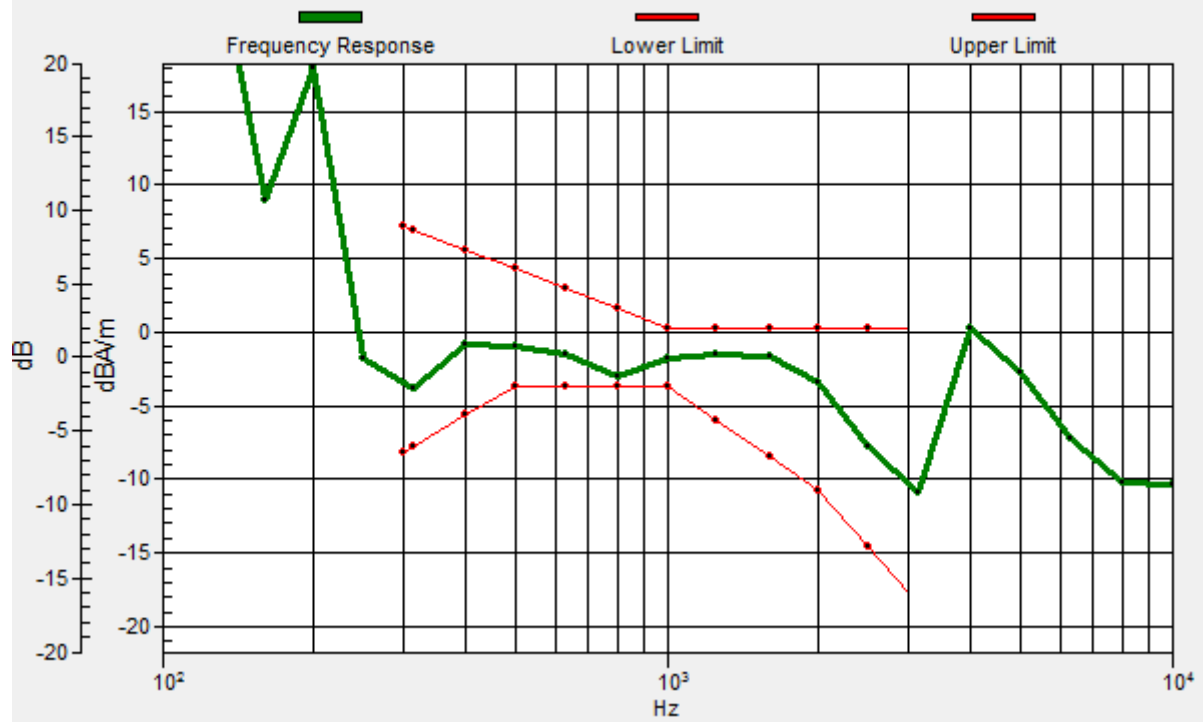
Location: 12.5, -8.3, 3.7 mm



0 dB = 54.44 = 34.72 dB

Ch189/z (axial) wideband at best S/N/ABM Freq Resp(x,y,z,f)

Loc: 12.5, -8.3, 3.7 mm Diff: 0.7dB



HAC_T-Coil_GSM850_GSM Voice_Ch189_Y

Communication System: UID 0, Generic GSM (0); Frequency: 836.6 MHz; Duty Cycle: 1:8.3

Medium: Air Medium parameters used: $\sigma = 0$ S/m, $\epsilon_r = 1$; $\rho = 0$ kg/m³

Ambient Temperature : 23.2 °C

DASY5 Configuration:

- Probe: AM1DV2 - 1048; ; Calibrated: 2021.02.22
- Sensor-Surface: 0mm (Fix Surface)
- Electronics: DAE4 Sn480; Calibrated: 2021.06.22
- Phantom: HAC Test Arch with AMCC; Type: SD HAC P01 BA;
- Measurement SW: DASY52, Version 52.8 (8); SEMCAD X Version 14.6.10 (7331)

Ch189/y (transversal) 4.2mm 50 x 50/ABM SNR(x,y,z) (13x13x1): Measurement grid:


dx=10mm, dy=10mm

ABM1/ABM2 = 27.16 dB

ABM1 comp = -13.75 dBA/m

BWC Factor = -0.0074 dB

Location: -12.5, -20.8, 3.7 mm



HAC_T-Coil_GSM1900_GSM Voice_Ch661_Z

Communication System: UID 0, Generic GSM (0); Frequency: 1880 MHz; Duty Cycle: 1:8.3

Medium: Air Medium parameters used: $\sigma = 0$ S/m, $\epsilon_r = 1$; $\rho = 0$ kg/m³

Ambient Temperature : 23.2 °C

DASY5 Configuration:

- Probe: AM1DV2 - 1048; ; Calibrated: 2021.02.22
- Sensor-Surface: 0mm (Fix Surface)
- Electronics: DAE4 Sn480; Calibrated: 2021.06.22
- Phantom: HAC Test Arch with AMCC; Type: SD HAC P01 BA;
- Measurement SW: DASY52, Version 52.8 (8); SEMCAD X Version 14.6.10 (7331)


Ch661/z (axial) 4.2mm 50 x 50/ABM SNR(x,y,z) (13x13x1): Measurement grid: dx=10mm, dy=10mm

ABM1/ABM2 = 23.36 dB

ABM1 comp = -11.32 dBA/m

BWC Factor = -0.0049 dB

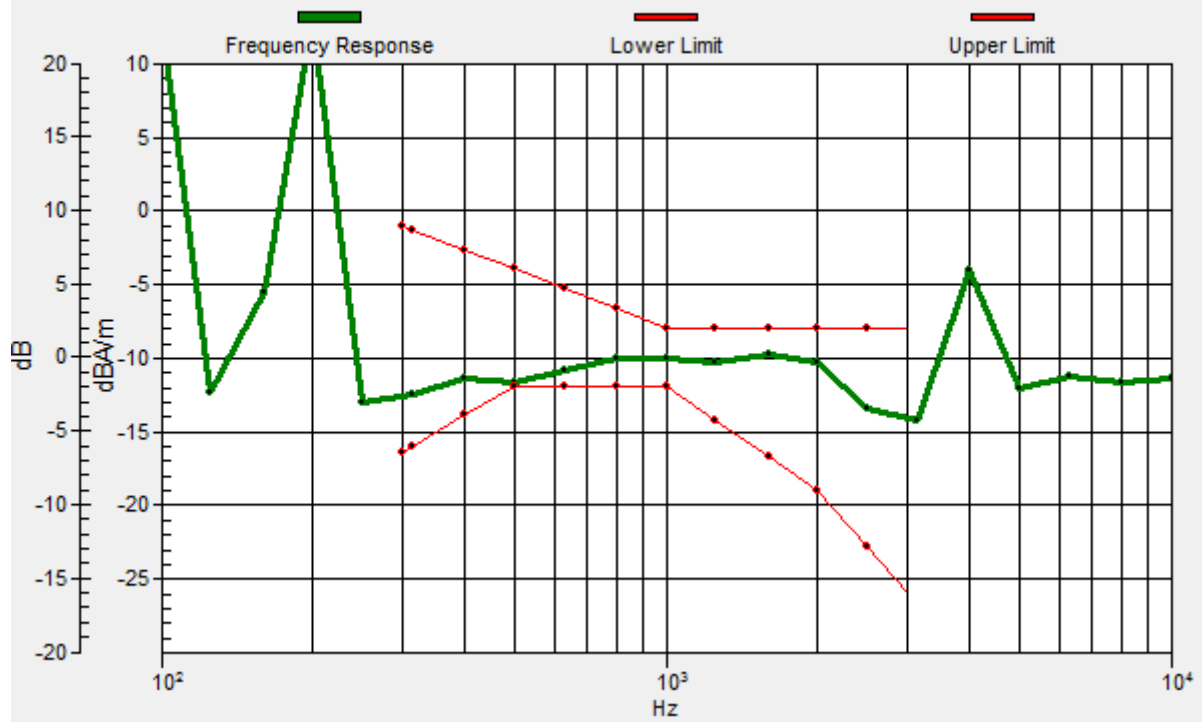
Location: 4.2, -8.3, 3.7 mm



0 dB = 14.72 = 23.36 dB

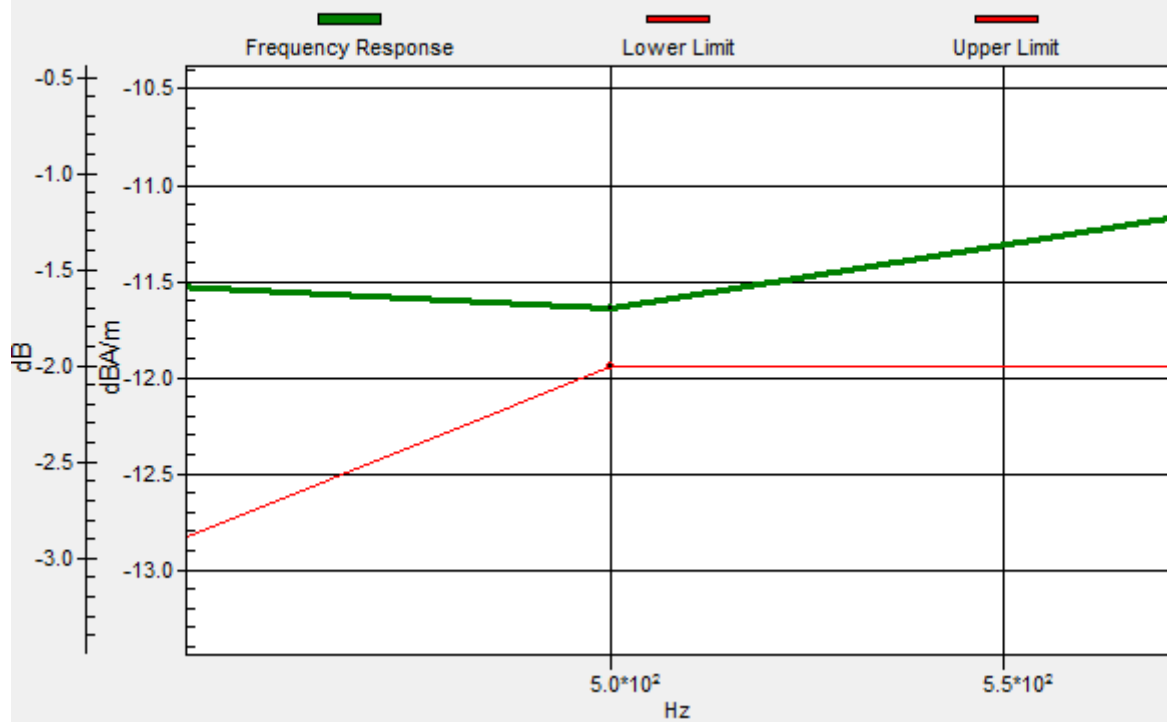
Ch661/z (axial) wideband at best S/N/ABM Freq Resp(x,y,z,f)

Loc: 4.2, -8.3, 3.7 mm Diff: 0.3dB



Ch661/z (axial) wideband at best S/N/ABM Freq Resp(x,y,z,f)

Loc: 4.2, -8.3, 3.7 mm Diff: 0.3dB



HAC_T-Coil_GSM1900_GSM Voice_Ch661_Y

Communication System: UID 0, Generic GSM (0); Frequency: 1880 MHz; Duty Cycle: 1:8.3

Medium: Air Medium parameters used: $\sigma = 0$ S/m, $\epsilon_r = 1$; $\rho = 0$ kg/m³

Ambient Temperature : 23.2 °C

DASY5 Configuration:

- Probe: AM1DV2 - 1048; ; Calibrated: 2021.02.22
- Sensor-Surface: 0mm (Fix Surface)
- Electronics: DAE4 Sn480; Calibrated: 2021.06.22
- Phantom: HAC Test Arch with AMCC; Type: SD HAC P01 BA;
- Measurement SW: DASY52, Version 52.8 (8); SEMCAD X Version 14.6.10 (7331)

Ch661/y (transversal) 4.2mm 50 x 50/ABM SNR(x,y,z) (13x13x1): Measurement grid:


dx=10mm, dy=10mm

ABM1/ABM2 = 30.33 dB

ABM1 comp = -13.87 dBA/m

BWC Factor = 0.02 dB

Location: -12.5, -20.8, 3.7 mm



0 dB = 32.86 = 30.33 dB

HAC_T-Coil_WCDMA Band II_AMR 12.12Kbps_Ch9400_Z

Communication System: UID 10011 - CAB, UMTS-FDD (WCDMA); Frequency: 1880 MHz; Duty Cycle: 1:1

Medium: Air Medium parameters used: $\sigma = 0$ S/m, $\epsilon_r = 1$; $\rho = 0$ kg/m³

Ambient Temperature : 23.2 °C

DASY5 Configuration:

- Probe: AM1DV2 - 1048; ; Calibrated: 2021.02.22
- Sensor-Surface: 0mm (Fix Surface)
- Electronics: DAE4 Sn480; Calibrated: 2021.06.22
- Phantom: HAC Test Arch with AMCC; Type: SD HAC P01 BA;
- Measurement SW: DASY52, Version 52.8 (8); SEMCAD X Version 14.6.10 (7331)

Ch9400/z (axial) 4.2mm 50 x 50/ABM SNR(x,y,z) (13x13x1): Measurement grid:


dx=10mm, dy=10mm

ABM1/ABM2 = 41.70 dB

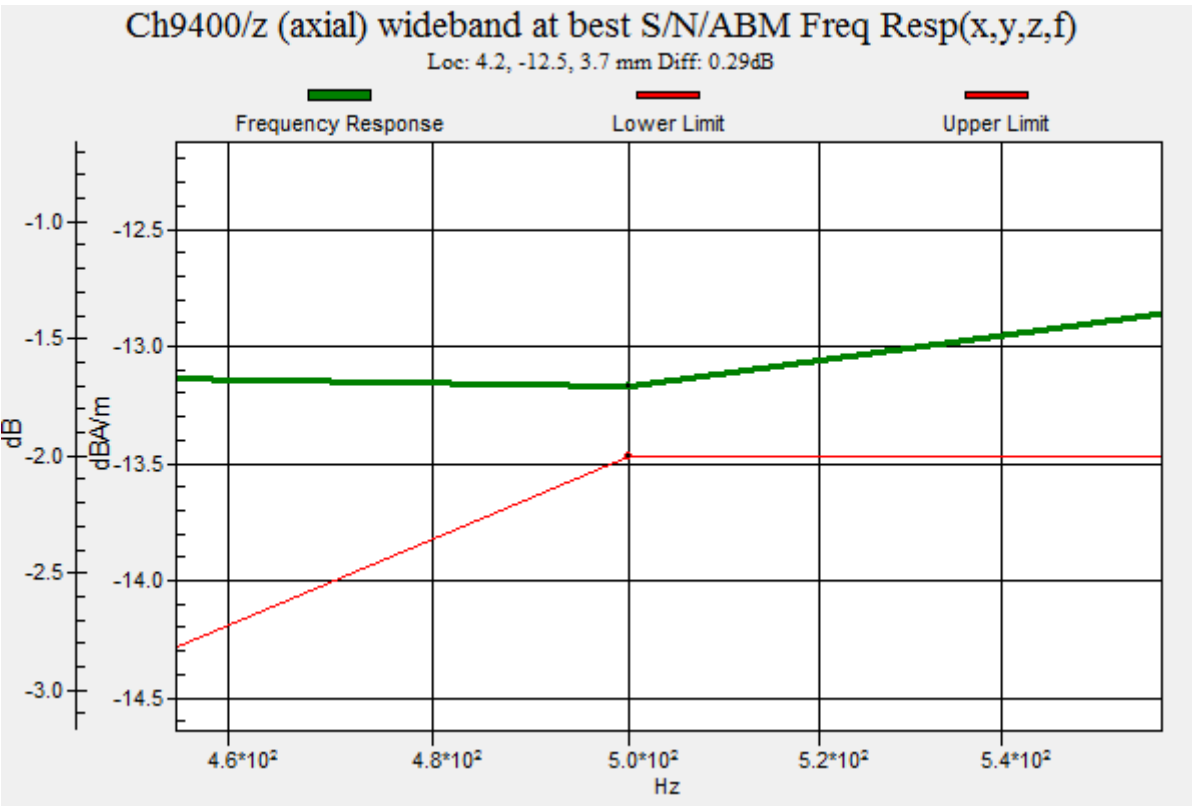
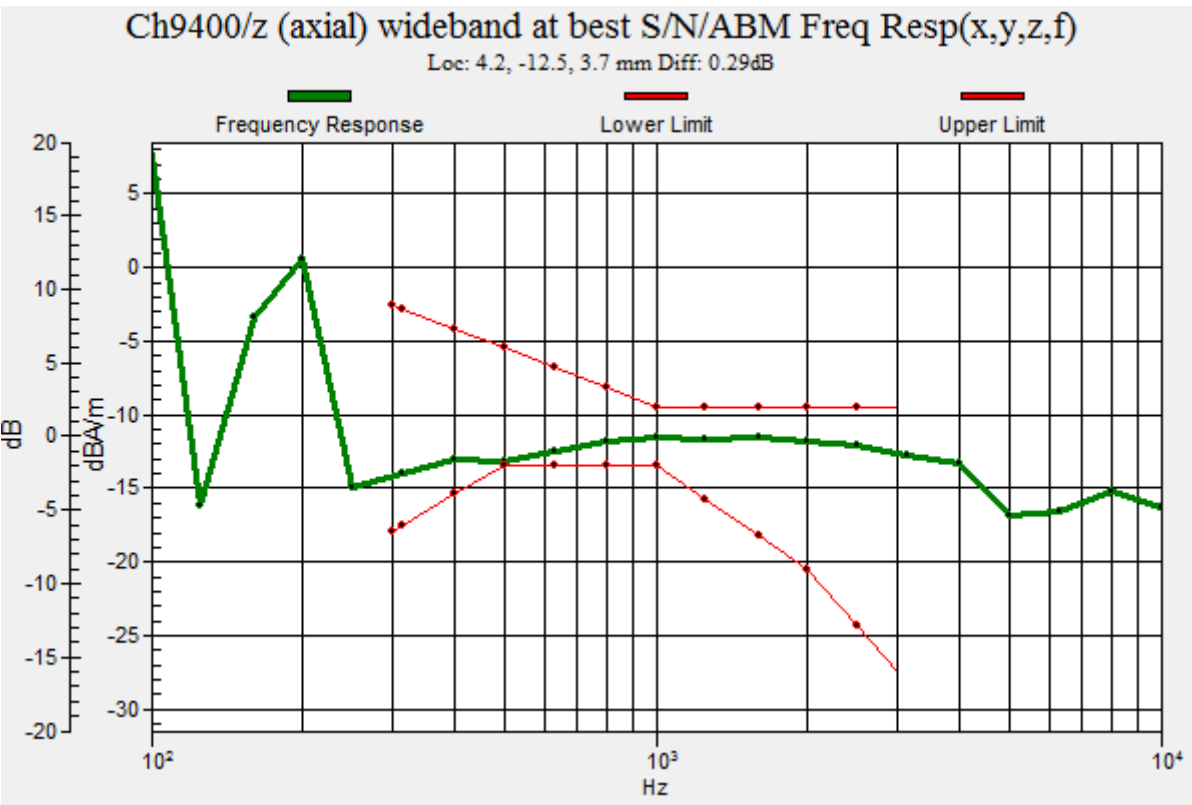
ABM1 comp = -11.97 dBA/m

BWC Factor = -0.01 dB

Location: 4.2, -12.5, 3.7 mm



0 dB = 121.6 = 41.70 dB



HAC_T-Coil_WCDMA Band II_AMR 12.12Kbps_Ch9400_Y

Communication System: UID 10011 - CAB, UMTS-FDD (WCDMA); Frequency: 1880 MHz; Duty Cycle: 1:1

Medium: Air Medium parameters used: $\sigma = 0$ S/m, $\epsilon_r = 1$; $\rho = 0$ kg/m³

Ambient Temperature : 23.2 °C

DASY5 Configuration:

- Probe: AM1DV2 - 1048; ; Calibrated: 2021.02.22
- Sensor-Surface: 0mm (Fix Surface)
- Electronics: DAE4 Sn480; Calibrated: 2021.06.22
- Phantom: HAC Test Arch with AMCC; Type: SD HAC P01 BA;
- Measurement SW: DASY52, Version 52.8 (8); SEMCAD X Version 14.6.10 (7331)

Ch9400/y (transversal) 4.2mm 50 x 50/ABM SNR(x,y,z) (13x13x1): Measurement grid:


dx=10mm, dy=10mm

ABM1/ABM2 = 51.56 dB

ABM1 comp = 0.43 dBA/m

BWC Factor = -0.0019 dB

Location: 4.2, 0, 3.7 mm



0 dB = 378.3 = 51.56 dB

HAC_T-Coil_WCDMA Band IV_AMR 12.12Kbps_Ch1413_Z

Communication System: UID 10011 - CAB, UMTS-FDD (WCDMA); Frequency: 1732.4 MHz; Duty Cycle: 1:1

Medium: Air Medium parameters used: $\sigma = 0$ S/m, $\epsilon_r = 1$; $\rho = 0$ kg/m³

Ambient Temperature : 23.2 °C

DASY5 Configuration:

- Probe: AM1DV2 - 1048; ; Calibrated: 2021.02.22
- Sensor-Surface: 0mm (Fix Surface)
- Electronics: DAE4 Sn480; Calibrated: 2021.06.22
- Phantom: HAC Test Arch with AMCC; Type: SD HAC P01 BA;
- Measurement SW: DASY52, Version 52.8 (8); SEMCAD X Version 14.6.10 (7331)

Ch1413/z (axial) 4.2mm 50 x 50/ABM SNR(x,y,z) (13x13x1): Measurement grid:


dx=10mm, dy=10mm

ABM1/ABM2 = 42.48 dB

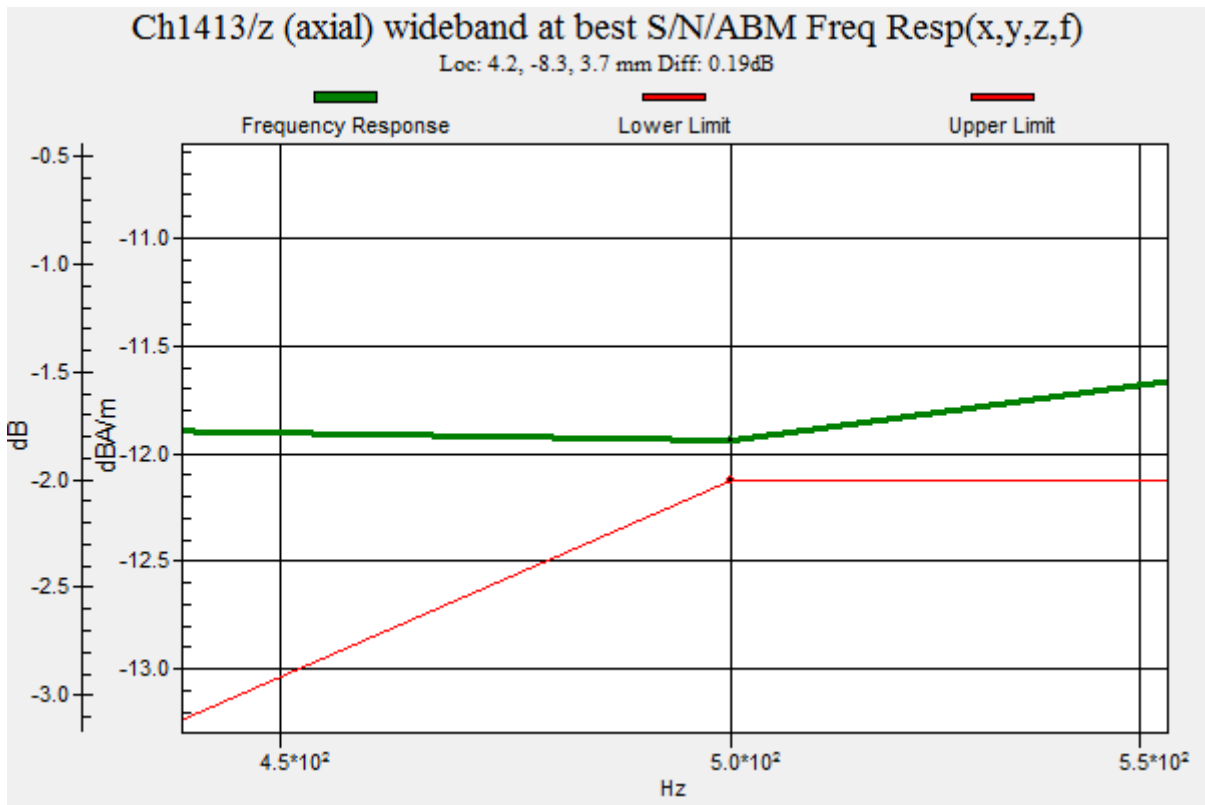
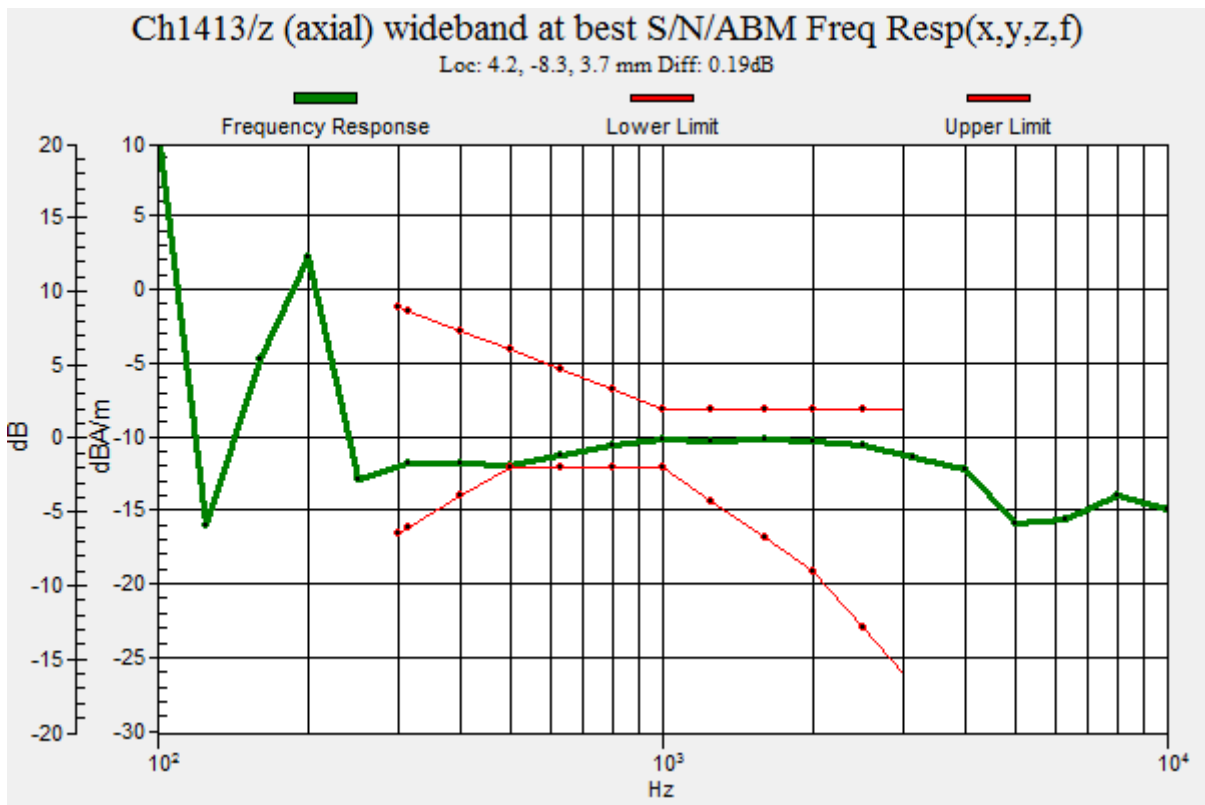
ABM1 comp = -10.69 dBA/m

BWC Factor = -0.01 dB

Location: 4.2, -8.3, 3.7 mm



0 dB = 133.0 = 42.48 dB



HAC_T-Coil_WCDMA Band IV_AMR 12.12Kbps_Ch1413_Y

Communication System: UID 10011 - CAB, UMTS-FDD (WCDMA); Frequency: 1732.4 MHz; Duty Cycle: 1:1

Medium: Air Medium parameters used: $\sigma = 0$ S/m, $\epsilon_r = 1$; $\rho = 0$ kg/m³

Ambient Temperature : 23.2 °C

DASY5 Configuration:

- Probe: AM1DV2 - 1048; ; Calibrated: 2021.02.22
- Sensor-Surface: 0mm (Fix Surface)
- Electronics: DAE4 Sn480; Calibrated: 2021.06.22
- Phantom: HAC Test Arch with AMCC; Type: SD HAC P01 BA;
- Measurement SW: DASY52, Version 52.8 (8); SEMCAD X Version 14.6.10 (7331)

Ch1413/y (transversal) 4.2mm 50 x 50/ABM SNR(x,y,z) (13x13x1): Measurement grid:


dx=10mm, dy=10mm

ABM1/ABM2 = 51.09 dB

ABM1 comp = 0.45 dBA/m

BWC Factor = 0.0036 dB

Location: 4.2, 0, 3.7 mm



0 dB = 358.5 = 51.09 dB

HAC_T-Coil_WCDMA Band V_AMR 12.12Kbps_Ch4182_Z

Communication System: UID 10011 - CAB, UMTS-FDD (WCDMA); Frequency: 836.4 MHz; Duty Cycle: 1:1

Medium: Air Medium parameters used: $\sigma = 0$ S/m, $\epsilon_r = 1$; $\rho = 0$ kg/m³

Ambient Temperature : 23.2 °C

DASY5 Configuration:

- Probe: AM1DV2 - 1048; ; Calibrated: 2021.02.22
- Sensor-Surface: 0mm (Fix Surface)
- Electronics: DAE4 Sn480; Calibrated: 2021.06.22
- Phantom: HAC Test Arch with AMCC; Type: SD HAC P01 BA;
- Measurement SW: DASY52, Version 52.8 (8); SEMCAD X Version 14.6.10 (7331)

Ch4182/z (axial) 4.2mm 50 x 50/ABM SNR(x,y,z) (13x13x1): Measurement grid:


dx=10mm, dy=10mm

ABM1/ABM2 = 42.83 dB

ABM1 comp = -10.73 dBA/m

BWC Factor = -0.01 dB

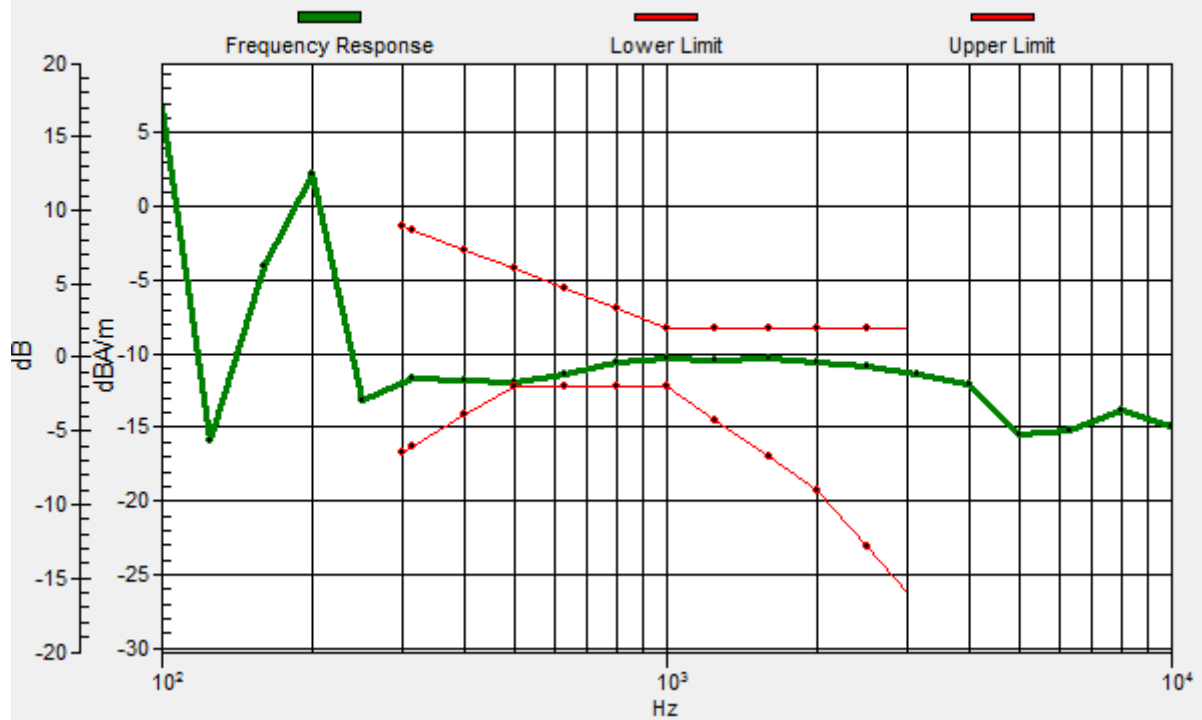
Location: 4.2, -8.3, 3.7 mm



0 dB = 138.6 = 42.83 dB

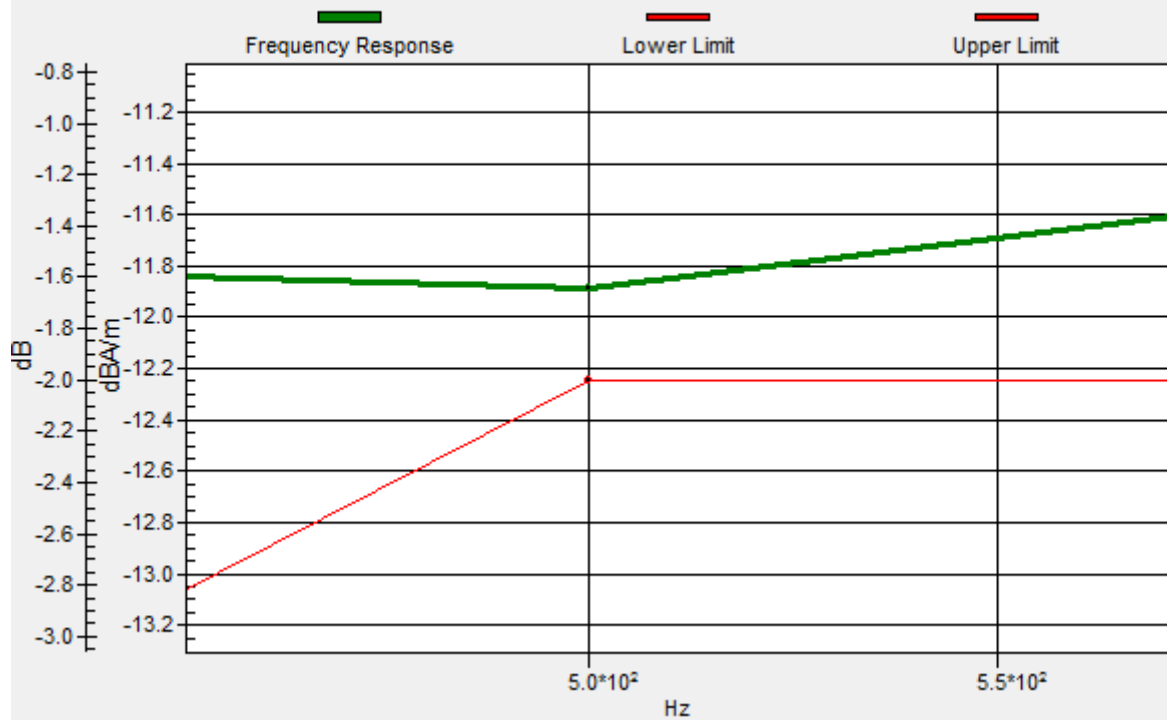
Ch4182/z (axial) wideband at best S/N/ABM Freq Resp(x,y,z,f)

Loc: 4.2, -8.3, 3.7 mm Diff: 0.35dB



Ch4182/z (axial) wideband at best S/N/ABM Freq Resp(x,y,z,f)

Loc: 4.2, -8.3, 3.7 mm Diff: 0.35dB



HAC_T-Coil_WCDMA Band V_AMR 12.12Kbps_Ch4182_Y

Communication System: UID 10011 - CAB, UMTS-FDD (WCDMA); Frequency: 836.4 MHz; Duty Cycle: 1:1

Medium: Air Medium parameters used: $\sigma = 0$ S/m, $\epsilon_r = 1$; $\rho = 0$ kg/m³

Ambient Temperature : 23.2 °C

DASY5 Configuration:

- Probe: AM1DV2 - 1048; ; Calibrated: 2021.02.22
- Sensor-Surface: 0mm (Fix Surface)
- Electronics: DAE4 Sn480; Calibrated: 2021.06.22
- Phantom: HAC Test Arch with AMCC; Type: SD HAC P01 BA;
- Measurement SW: DASY52, Version 52.8 (8); SEMCAD X Version 14.6.10 (7331)

Ch4182/y (transversal) 4.2mm 50 x 50/ABM SNR(x,y,z) (13x13x1): Measurement grid:


dx=10mm, dy=10mm

ABM1/ABM2 = 48.45 dB

ABM1 comp = -3.47 dBA/m

BWC Factor = -0.01 dB

Location: 4.2, 4.2, 3.7 mm



0 dB = 264.6 = 48.45 dB

HAC_T-Coil_CDMA2000 BC0_RC1 SO3_Ch384_Z

Communication System: UID 10295 - AAB, CDMA2000, RC1, SO3, 1/8th Rate 25 fr.; Frequency: 836.52 MHz; Duty Cycle: 1:1

Medium: Air Medium parameters used: $\sigma = 0$ S/m, $\epsilon_r = 1$; $\rho = 0$ kg/m³

Ambient Temperature : 23.2 °C

DASY5 Configuration:

- Probe: AM1DV2 - 1048; ; Calibrated: 2021.02.22
- Sensor-Surface: 0mm (Fix Surface)
- Electronics: DAE4 Sn480; Calibrated: 2021.06.22
- Phantom: HAC Test Arch with AMCC; Type: SD HAC P01 BA;
- Measurement SW: DASY52, Version 52.8 (8); SEMCAD X Version 14.6.10 (7331)


Ch384/z (axial) 4.2mm 50 x 50/ABM SNR(x,y,z) (13x13x1): Measurement grid: dx=10mm, dy=10mm

ABM1/ABM2 = 46.70 dB

ABM1 comp = 10.23 dBA/m

BWC Factor = 0.0091 dB

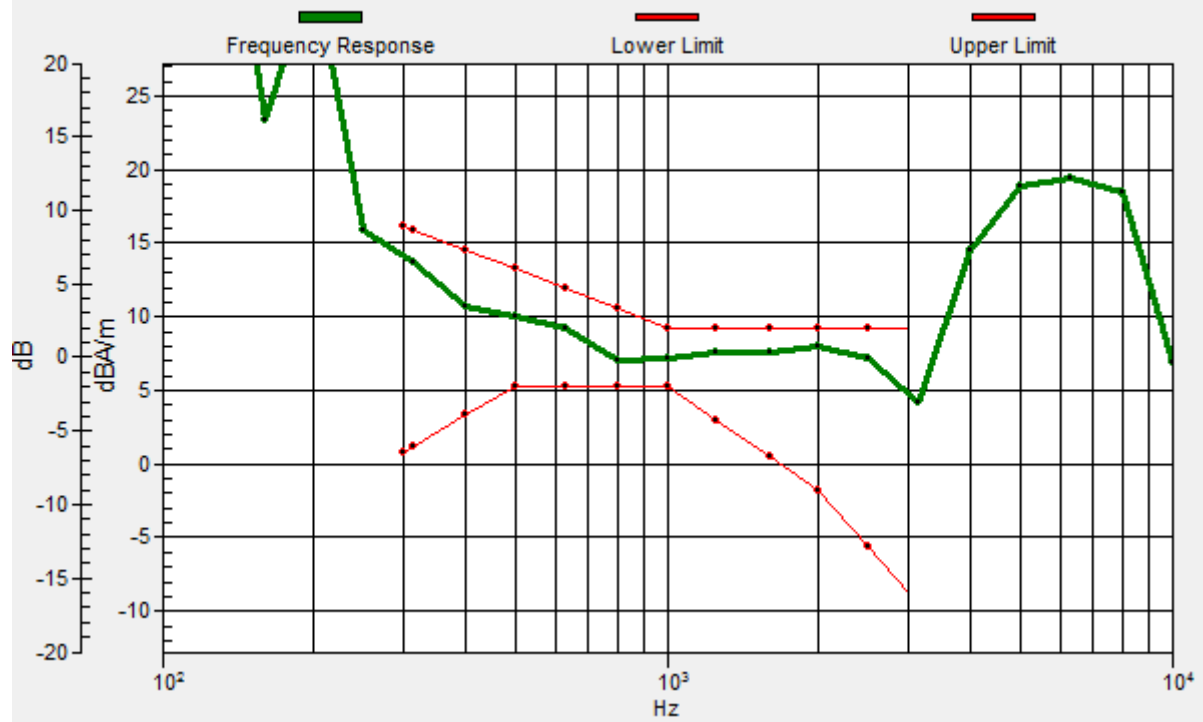
Location: 4.2, -8.3, 3.7 mm



0 dB = 216.3 = 46.70 dB

Ch384/z (axial) wideband at best S/N/ABM Freq Resp(x,y,z,f)

Loc: 4.2, -8.3, 3.7 mm Diff: 1.28dB



HAC_T-Coil_CDMA2000 BC0_RC1 SO3_Ch384_Y

Communication System: UID 10295 - AAB, CDMA2000, RC1, SO3, 1/8th Rate 25 fr.; Frequency: 836.52 MHz; Duty Cycle: 1:1

Medium: Air Medium parameters used: $\sigma = 0$ S/m, $\epsilon_r = 1$; $\rho = 0$ kg/m³

Ambient Temperature : 23.2 °C

DASY5 Configuration:

- Probe: AM1DV2 - 1048; ; Calibrated: 2021.02.22
- Sensor-Surface: 0mm (Fix Surface)
- Electronics: DAE4 Sn480; Calibrated: 2021.06.22
- Phantom: HAC Test Arch with AMCC; Type: SD HAC P01 BA;
- Measurement SW: DASY52, Version 52.8 (8); SEMCAD X Version 14.6.10 (7331)

Ch384/y (transversal) 4.2mm 50 x 50/ABM SNR(x,y,z) (13x13x1): Measurement grid:


dx=10mm, dy=10mm

ABM1/ABM2 = 44.05 dB

ABM1 comp = 4.0 dBA/m

BWC Factor = 0.0091 dB

Location: 0, -25, 3.7 mm



HAC_T-Coil_CDMA2000 BC1_RC1 SO3_Ch600_Z

Communication System: UID 10290 - AAB, CDMA2000, RC1, SO55, Full Rate; Frequency: 1880 MHz; Duty Cycle: 1:1

Medium: Air Medium parameters used: $\sigma = 0$ S/m, $\epsilon_r = 1$; $\rho = 0$ kg/m³

Ambient Temperature : 23.2 °C

DASY5 Configuration:

- Probe: AM1DV2 - 1048; ; Calibrated: 2021.02.22
- Sensor-Surface: 0mm (Fix Surface)
- Electronics: DAE4 Sn480; Calibrated: 2021.06.22
- Phantom: HAC Test Arch with AMCC; Type: SD HAC P01 BA;
- Measurement SW: DASY52, Version 52.8 (8); SEMCAD X Version 14.6.10 (7331)


Ch600/z (axial) 4.2mm 50 x 50/ABM SNR(x,y,z) (13x13x1): Measurement grid: dx=10mm, dy=10mm

ABM1/ABM2 = 46.71 dB

ABM1 comp = -2.73 dBA/m

BWC Factor = -0.02 dB

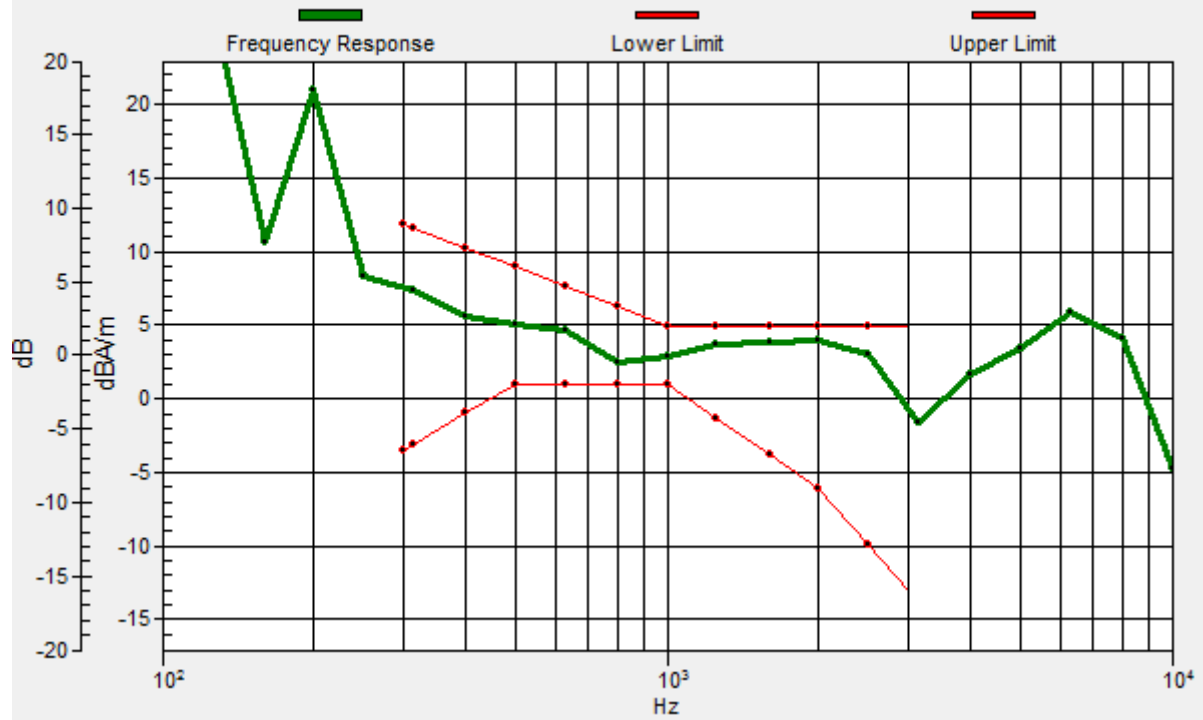
Location: 16.7, -12.5, 3.7 mm



0 dB = 159.5 = 44.06 dB

Ch600/z (axial) wideband at best S/N/ABM Freq Resp(x,y,z,f)

Loc: 16.7, -12.5, 3.7 mm Diff: 1.02dB



HAC_T-Coil_CDMA2000 BC1_RC1 SO3_Ch600_Y

Communication System: UID 10290 - AAB, CDMA2000, RC1, SO55, Full Rate; Frequency: 1880 MHz; Duty Cycle: 1:1

Medium: Air Medium parameters used: $\sigma = 0$ S/m, $\epsilon_r = 1$; $\rho = 0$ kg/m³

Ambient Temperature : 23.2 °C

DASY5 Configuration:

- Probe: AM1DV2 - 1048; ; Calibrated: 2021.02.22
- Sensor-Surface: 0mm (Fix Surface)
- Electronics: DAE4 Sn480; Calibrated: 2021.06.22
- Phantom: HAC Test Arch with AMCC; Type: SD HAC P01 BA;
- Measurement SW: DASY52, Version 52.8 (8); SEMCAD X Version 14.6.10 (7331)

Ch600/y (transversal) 4.2mm 50 x 50/ABM SNR(x,y,z) (13x13x1): Measurement grid:


dx=10mm, dy=10mm

ABM1/ABM2 = 43.62 dB

ABM1 comp = -4.22 dBA/m

BWC Factor = -0.02 dB

Location: -4.2, -20.8, 3.7 mm



0 dB = 151.8 = 43.63 dB

HAC_T-Coil_CDMA2000 BC10_RC1 SO3_Ch580_Z

Communication System: UID 10295 - AAB, CDMA2000, RC1, SO3, 1/8th Rate 25 fr.; Frequency: 820.5 MHz; Duty Cycle: 1:1

Medium: Air Medium parameters used: $\sigma = 0$ S/m, $\epsilon_r = 1$; $\rho = 0$ kg/m³

Ambient Temperature : 23.2 °C

DASY5 Configuration:

- Probe: AM1DV2 - 1048; ; Calibrated: 2021.02.22
- Sensor-Surface: 0mm (Fix Surface)
- Electronics: DAE4 Sn480; Calibrated: 2021.06.22
- Phantom: HAC Test Arch with AMCC; Type: SD HAC P01 BA;
- Measurement SW: DASY52, Version 52.8 (8); SEMCAD X Version 14.6.10 (7331)


Ch580/z (axial) 4.2mm 50 x 50/ABM SNR(x,y,z) (13x13x1): Measurement grid: dx=10mm, dy=10mm

ABM1/ABM2 = 45.97 dB

ABM1 comp = 10.45 dBA/m

BWC Factor = 0.0062 dB

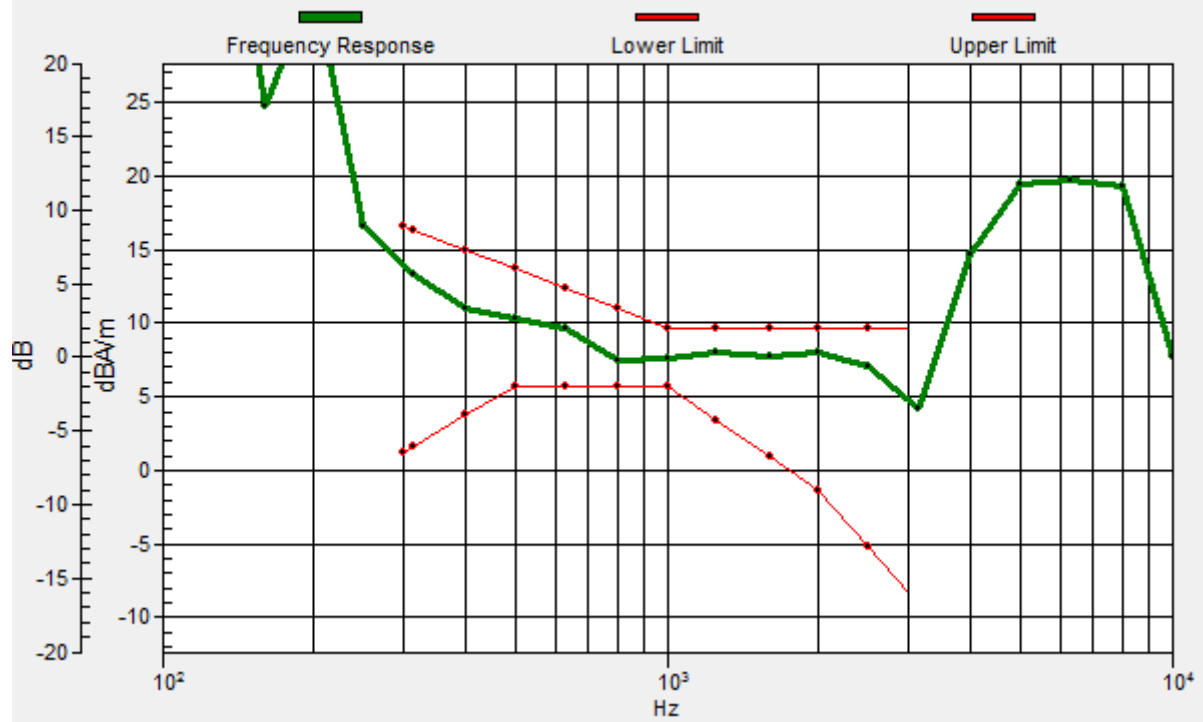
Location: 4.2, -8.3, 3.7 mm



0 dB = 198.8 = 45.97 dB

Ch580/z (axial) wideband at best S/N/ABM Freq Resp(x,y,z,f)

Loc: 4.2, -8.3, 3.7 mm Diff: 1.63dB



HAC_T-Coil_CDMA2000 BC10_RC1 SO3_Ch580_Y

Communication System: UID 10295 - AAB, CDMA2000, RC1, SO3, 1/8th Rate 25 fr.; Frequency: 820.5 MHz; Duty Cycle: 1:1

Medium: Air Medium parameters used: $\sigma = 0$ S/m, $\epsilon_r = 1$; $\rho = 0$ kg/m³

Ambient Temperature : 23.2 °C

DASY5 Configuration:

- Probe: AM1DV2 - 1048; ; Calibrated: 2021.02.22
- Sensor-Surface: 0mm (Fix Surface)
- Electronics: DAE4 Sn480; Calibrated: 2021.06.22
- Phantom: HAC Test Arch with AMCC; Type: SD HAC P01 BA;
- Measurement SW: DASY52, Version 52.8 (8); SEMCAD X Version 14.6.10 (7331)

Ch580/y (transversal) 4.2mm 50 x 50/ABM SNR(x,y,z) (13x13x1): Measurement grid:


dx=10mm, dy=10mm

ABM1/ABM2 = 45.94 dB

ABM1 comp = -0.51 dBA/m

BWC Factor = 0.0062 dB

Location: 0, -20.8, 3.7 mm



0 dB = 198.2 = 45.94 dB

HAC_T-Coil_LTE Band 2_20MHz_QPSK_1RB_0offset_12.2Kbps_Ch18900_Z

Communication System: UID 10169 - CAB, LTE-FDD (SC-FDMA, 1 RB, 20 MHz, QPSK);
Frequency: 1880 MHz; Duty Cycle: 1:3.74111

Medium: Air Medium parameters used: $\sigma = 0$ S/m, $\epsilon_r = 1$; $\rho = 0$ kg/m³

Ambient Temperature : 23.2 °C; Liquid Temperature : 22.1 °C

DASY5 Configuration:

- Probe: AM1DV2 - 1048; ; Calibrated: 2021.02.22
- Sensor-Surface: 0mm (Fix Surface)
- Electronics: DAE4 Sn480; Calibrated: 2021.06.22
- Phantom: HAC Test Arch with AMCC; Type: SD HAC P01 BA;
- Measurement SW: DASY52, Version 52.8 (8); SEMCAD X Version 14.6.10 (7331)

Ch18900/z (axial) 4.2mm 50 x 50/ABM SNR(x,y,z) (13x13x1): Measurement grid:

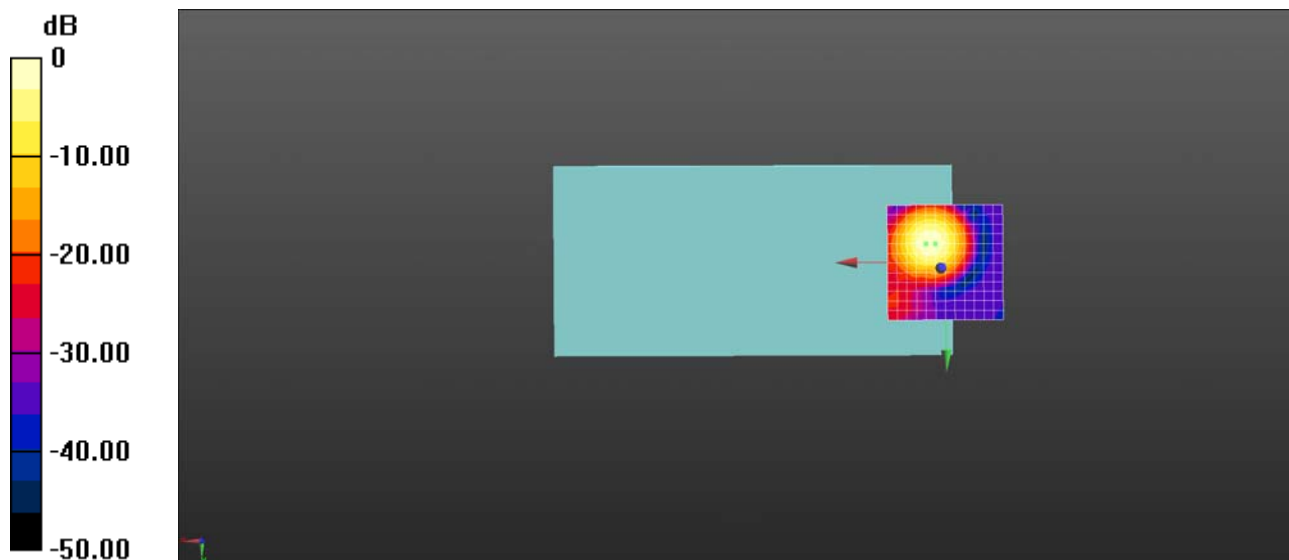
dx=10mm, dy=10mm

ABM1/ABM2 = 40.89 dB

ABM1 comp = -6.57 dBA/m

BWC Factor = -0.0014 dB

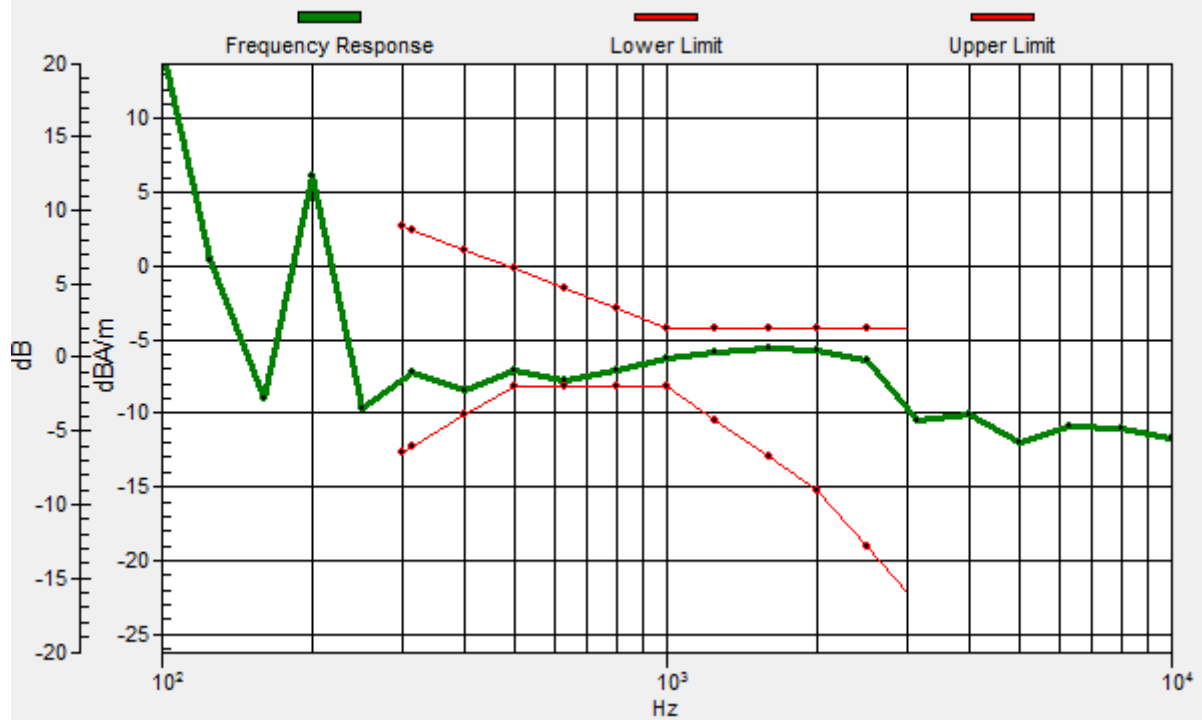
Location: 4.2, -8.3, 3.7 mm



0 dB = 110.8 = 40.89 dB

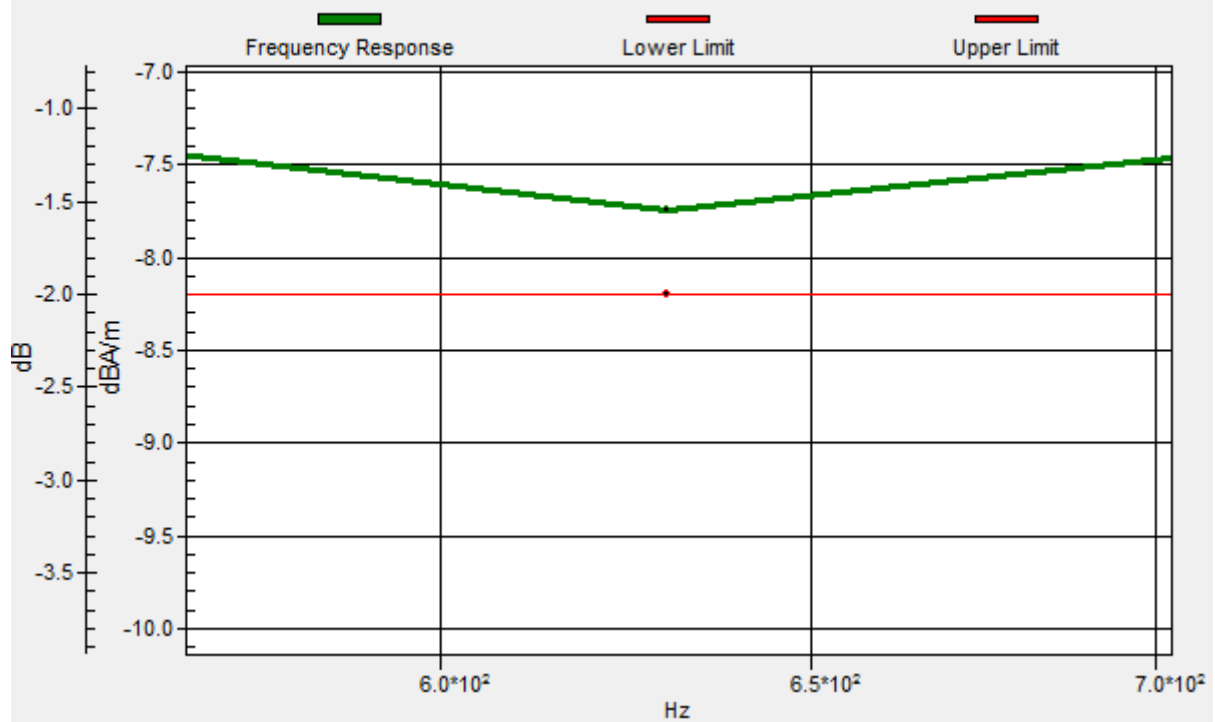
Ch18900/z (axial) wideband at best S/N/ABM Freq Resp(x,y,z,f)

Loc: 4.2, -8.3, 3.7 mm Diff: 0.46dB



Ch18900/z (axial) wideband at best S/N/ABM Freq Resp(x,y,z,f)

Loc: 4.2, -8.3, 3.7 mm Diff: 0.46dB



HAC_T-Coil_LTE Band 2_20MHz_QPSK_1RB_0offset_12.2Kbps_Ch18900_Y

Communication System: UID 10169 - CAB, LTE-FDD (SC-FDMA, 1 RB, 20 MHz, QPSK);
Frequency: 1880 MHz; Duty Cycle: 1:3.74111

Medium: Air Medium parameters used: $\sigma = 0$ S/m, $\epsilon_r = 1$; $\rho = 0$ kg/m³

Ambient Temperature : 23.2 °C; Liquid Temperature : 22.1 °C

DASY5 Configuration:

- Probe: AM1DV2 - 1048; ; Calibrated: 2021.02.22
- Sensor-Surface: 0mm (Fix Surface)
- Electronics: DAE4 Sn480; Calibrated: 2021.06.22
- Phantom: HAC Test Arch with AMCC; Type: SD HAC P01 BA;
- Measurement SW: DASY52, Version 52.8 (8); SEMCAD X Version 14.6.10 (7331)

Ch18900/y (transversal) 4.2mm 50 x 50/ABM SNR(x,y,z) (13x13x1): Measurement grid:

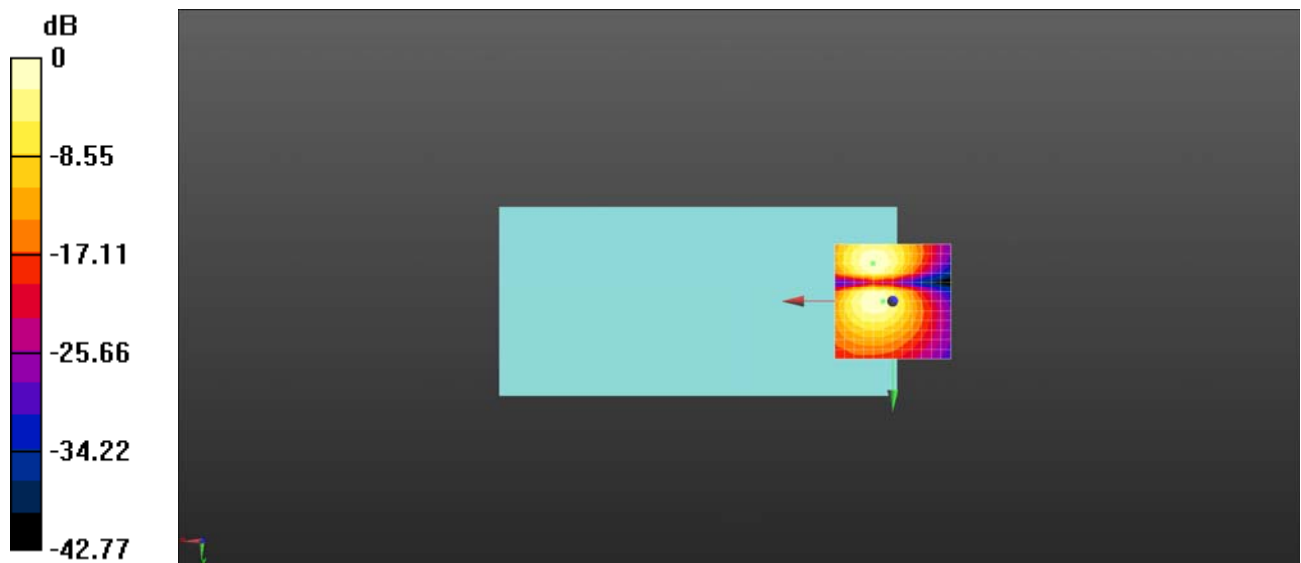
dx=10mm, dy=10mm

ABM1/ABM2 = 36.41 dB

ABM1 comp = -13.18 dBA/m

BWC Factor = -0.0014 dB

Location: 4.2, 0, 3.7 mm



0 dB = 66.14 = 36.41 dB

HAC_T-Coil_LTE Band 4_20MHz_QPSK_1RB_0offset_12.2Kbps_Ch20175_Z

Communication System: UID 10169 - CAB, LTE-FDD (SC-FDMA, 1 RB, 20 MHz, QPSK);
Frequency: 1732.5 MHz; Duty Cycle: 1:3.74111

Medium: Air Medium parameters used: $\sigma = 0$ S/m, $\epsilon_r = 1$; $\rho = 0$ kg/m³

Ambient Temperature : 23.2 °C; Liquid Temperature : 22.1 °C

DASY5 Configuration:

- Probe: AM1DV2 - 1048; ; Calibrated: 2021.02.22
- Sensor-Surface: 0mm (Fix Surface)
- Electronics: DAE4 Sn480; Calibrated: 2021.06.22
- Phantom: HAC Test Arch with AMCC; Type: SD HAC P01 BA;
- Measurement SW: DASY52, Version 52.8 (8); SEMCAD X Version 14.6.10 (7331)

Ch20175/z (axial) 4.2mm 50 x 50/ABM SNR(x,y,z) (13x13x1): Measurement grid:

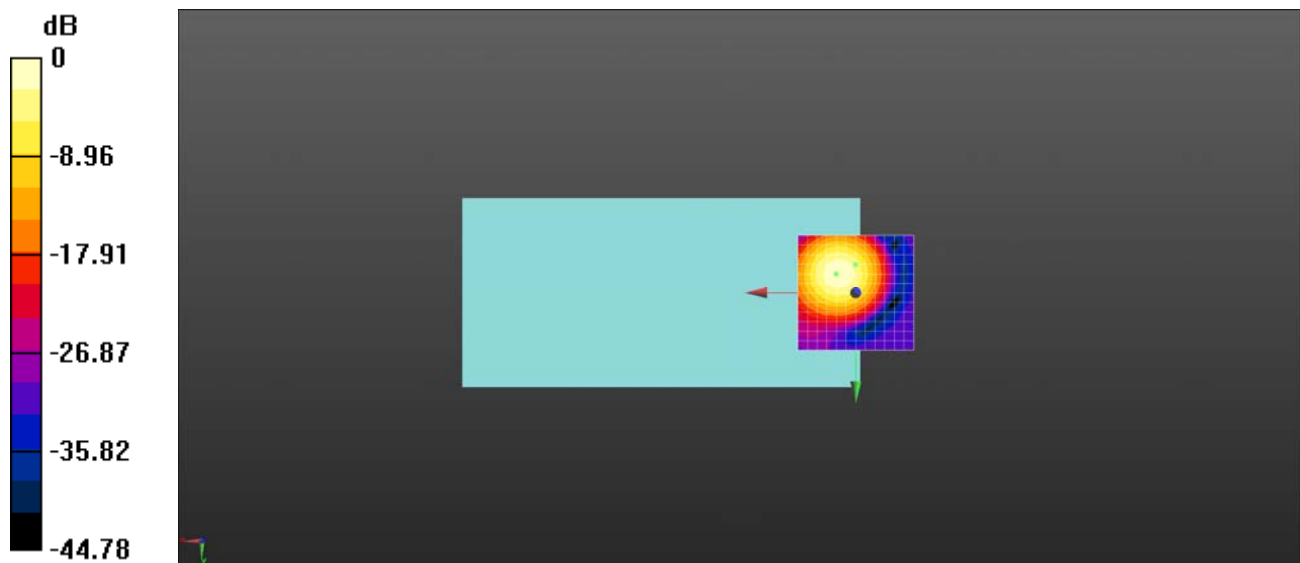
dx=10mm, dy=10mm

ABM1/ABM2 = 38.50 dB

ABM1 comp = -14.67 dBA/m

BWC Factor = -0.0015 dB

Location: 0, -12.5, 3.7 mm



0 dB = 84.19 = 38.50 dB

Ch20175/z (axial) wideband at best S/N/ABM Freq Resp(x,y,z,f)

Loc: 0, -12.5, 3.7 mm Diff: 0.96dB



HAC_T-Coil_LTE Band 4_20MHz_QPSK_1RB_0offset_12.2Kbps_Ch20175_Y

Communication System: UID 10100 - CAB, LTE-FDD (SC-FDMA, 100% RB, 20 MHz, QPSK);
Frequency: 1732.5 MHz; Duty Cycle: 1:1

Medium: Air Medium parameters used: $\sigma = 0$ S/m, $\epsilon_r = 1$; $\rho = 0$ kg/m³

Ambient Temperature : 23.2 °C

DASY5 Configuration:

- Probe: AM1DV2 - 1048; ; Calibrated: 2021.02.22
- Sensor-Surface: 0mm (Fix Surface)
- Electronics: DAE4 Sn480; Calibrated: 2021.06.22
- Phantom: HAC Test Arch with AMCC; Type: SD HAC P01 BA;
- Measurement SW: DASY52, Version 52.8 (8); SEMCAD X Version 14.6.10 (7331)

Ch20175/y (transversal) 4.2mm 50 x 50/ABM SNR(x,y,z) (13x13x1): Measurement grid:

dx=10mm, dy=10mm

ABM1/ABM2 = 51.55 dB

ABM1 comp = -1.91 dBA/m

BWC Factor = -0.04 dB

Location: 0, 0, 3.7 mm



0 dB = 377.9 = 51.55 dB

HAC_T-Coil_LTE Band 5_10MHz_QPSK_1RB_0offset_12.2Kbps_Ch20525_Z

Communication System: UID 10175 - CAB, LTE-FDD (SC-FDMA, 1 RB, 10 MHz, QPSK);
Frequency: 836.5 MHz; Duty Cycle: 1:3.7325

Medium: Air Medium parameters used: $\sigma = 0$ S/m, $\epsilon_r = 1$; $\rho = 0$ kg/m³

Ambient Temperature : 23.2 °C;

DASY5 Configuration:

- Probe: AM1DV2 - 1048; ; Calibrated: 2021.02.22
- Sensor-Surface: 0mm (Fix Surface)
- Electronics: DAE4 Sn480; Calibrated: 2021.06.22
- Phantom: HAC Test Arch with AMCC; Type: SD HAC P01 BA;
- Measurement SW: DASY52, Version 52.8 (8); SEMCAD X Version 14.6.10 (7331)

Ch20525/z (axial) 4.2mm 50 x 50/ABM SNR(x,y,z) (13x13x1): Measurement grid:


dx=10mm, dy=10mm

ABM1/ABM2 = 40.03 dB

ABM1 comp = -11.05 dBA/m

BWC Factor = -0.01 dB

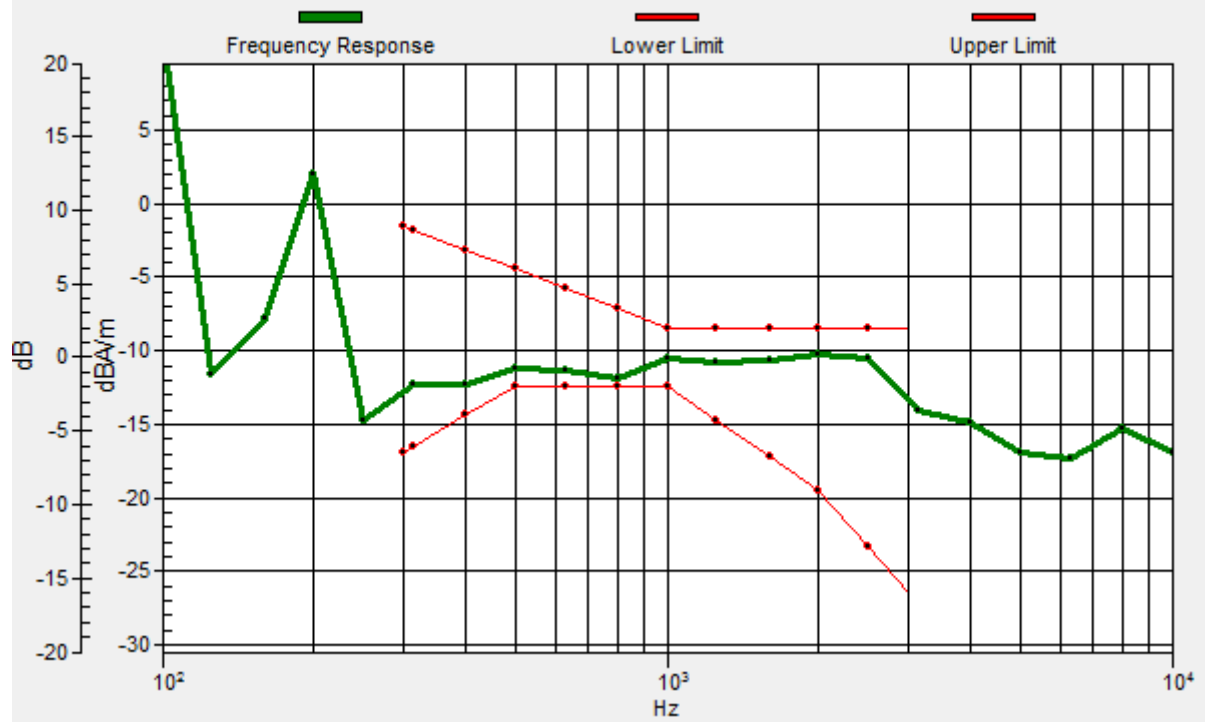
Location: 4.2, -8.3, 3.7 mm



0 dB = 100.4 = 40.03 dB

Ch20525/z (axial) wideband at best S/N/ABM Freq Resp(x,y,z,f)

Loc: 4.2, -8.3, 3.7 mm Diff: 0.6dB



HAC_T-Coil_LTE Band 5_10MHz_QPSK_1RB_0offset_12.2Kbps_Ch20525_Y

Communication System: UID 10175 - CAB, LTE-FDD (SC-FDMA, 1 RB, 10 MHz, QPSK);

Frequency: 836.5 MHz; Duty Cycle: 1:1

Medium: Air Medium parameters used: $\sigma = 0$ S/m, $\epsilon_r = 1$; $\rho = 0$ kg/m³

Ambient Temperature : 23.2 °C

DASY5 Configuration:

- Probe: AM1DV2 - 1048; ; Calibrated: 2021.02.22

- Sensor-Surface: 0mm (Fix Surface)

- Electronics: DAE4 Sn480; Calibrated: 2021.06.22

- Phantom: HAC Test Arch with AMCC; Type: SD HAC P01 BA;

- Measurement SW: DASY52, Version 52.8 (8); SEMCAD X Version 14.6.10 (7331)

Ch20525/y (transversal) 4.2mm 50 x 50/ABM SNR(x,y,z) (13x13x1): Measurement grid:


dx=10mm, dy=10mm

ABM1/ABM2 = 51.14 dB

ABM1 comp = -1.80 dBA/m

BWC Factor = -0.02 dB

Location: 0, -20.8, 3.7 mm



0 dB = 360.6 = 51.14 dB

HAC_T-Coil_LTE Band 7_20MHz_QPSK_1RB_0offset_12.2Kbps_Ch21100_Z

Communication System: UID 10169 - CAB, LTE-FDD (SC-FDMA, 1 RB, 20 MHz, QPSK);
Frequency: 2535 MHz; Duty Cycle: 1:3.74111

Medium: Air Medium parameters used: $\sigma = 0$ S/m, $\epsilon_r = 1$; $\rho = 0$ kg/m³

DASY5 Configuration:

- Probe: AM1DV2 - 1048; ; Calibrated: 2021.02.22
- Sensor-Surface: 0mm (Fix Surface)
- Electronics: DAE4 Sn480; Calibrated: 2021.06.22
- Phantom: HAC Test Arch with AMCC; Type: SD HAC P01 BA;
- Measurement SW: DASY52, Version 52.8 (8); SEMCAD X Version 14.6.10 (7331)

Ch21100/z (axial) 4.2mm 50 x 50/ABM SNR(x,y,z) (13x13x1): Measurement grid:

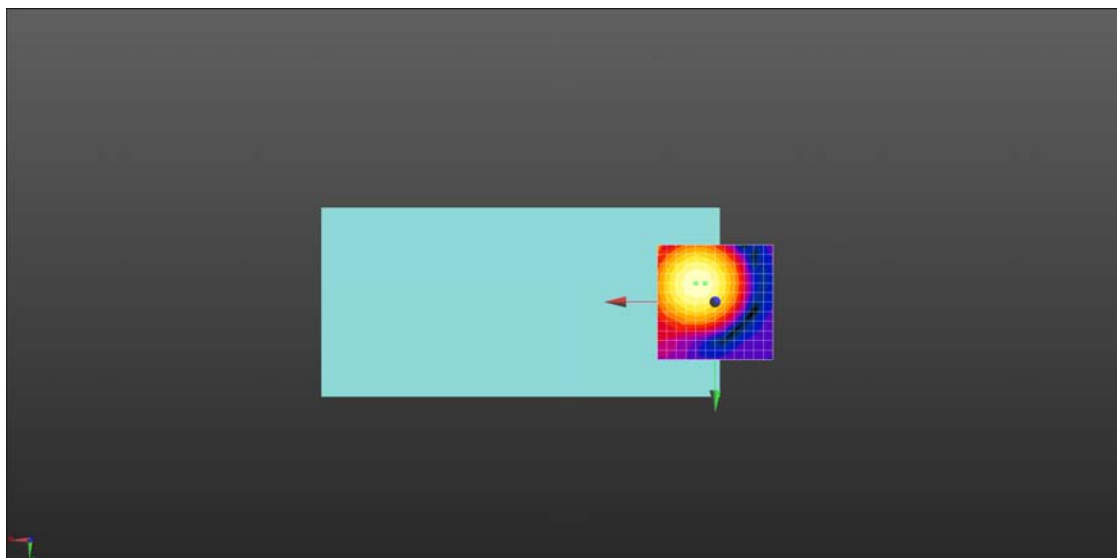
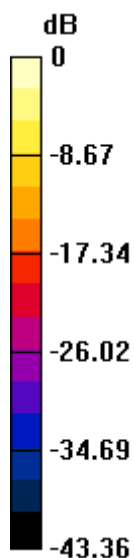
dx=10mm, dy=10mm

ABM1/ABM2 = 38.24 dB

ABM1 comp = -11.57 dBA/m

BWC Factor = -0.01 dB

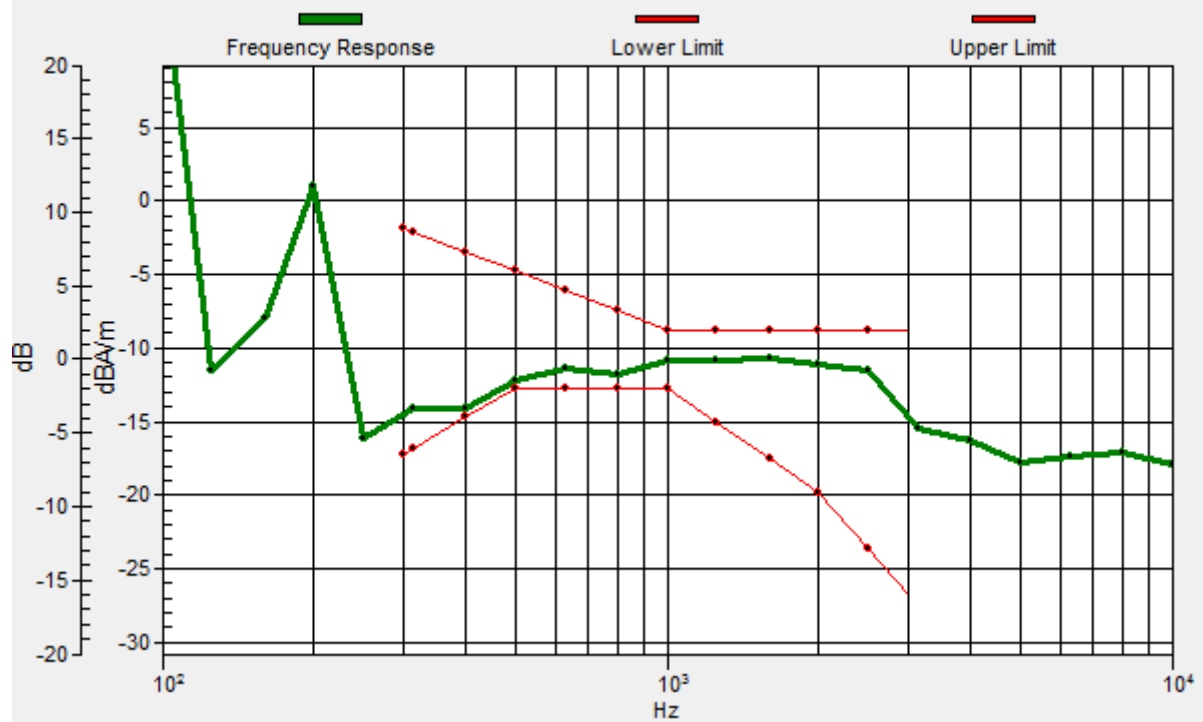
Location: 4.2, -8.3, 3.7 mm



0 dB = 81.63 = 38.24 dB

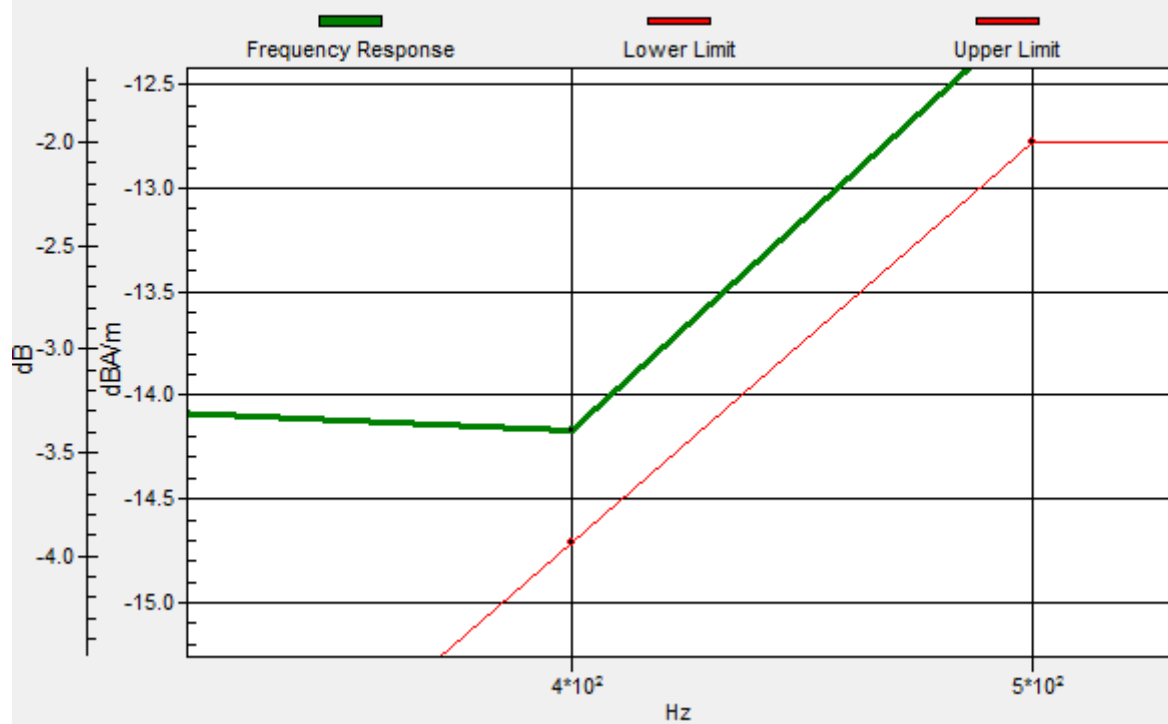
Ch21100/z (axial) wideband at best S/N/ABM Freq Resp(x,y,z,f)

Loc: 4.2, -8.3, 3.7 mm Diff: 0.54dB



Ch21100/z (axial) wideband at best S/N/ABM Freq Resp(x,y,z,f)

Loc: 4.2, -8.3, 3.7 mm Diff: 0.54dB



HAC_T-Coil_LTE Band 7_20MHz_QPSK_1RB_0offset_12.2Kbps_Ch21100_Y

Communication System: UID 10169 - CAB, LTE-FDD (SC-FDMA, 1 RB, 20 MHz, QPSK);

Frequency: 2535 MHz; Duty Cycle: 1:1

Medium: Air Medium parameters used: $\sigma = 0$ S/m, $\epsilon_r = 1$; $\rho = 0$ kg/m³

Ambient Temperature : 23.2 °C

DASY5 Configuration:

- Probe: AM1DV2 - 1048; ; Calibrated: 2021.02.22

- Sensor-Surface: 0mm (Fix Surface)

- Electronics: DAE4 Sn480; Calibrated: 2021.06.22

- Phantom: HAC Test Arch with AMCC; Type: SD HAC P01 BA;

- Measurement SW: DASY52, Version 52.8 (8); SEMCAD X Version 14.6.10 (7331)

Ch21100/y (transversal) 4.2mm 50 x 50/ABM SNR(x,y,z) (13x13x1): Measurement grid:


dx=10mm, dy=10mm

ABM1/ABM2 = 50.18 dB

ABM1 comp = -2.24 dBA/m

BWC Factor = -0.04 dB

Location: 0, 0, 3.7 mm



0 dB = 322.9 = 50.18 dB

HAC_T-Coil_LTE Band 12_10MHz_QPSK_1RB_0offset_12.2Kbps_Ch23095_Z

Communication System: UID 10175 - CAB, LTE-FDD (SC-FDMA, 1 RB, 10 MHz, QPSK);

Frequency: 707.5 MHz; Duty Cycle: 1:1

Medium: Air Medium parameters used: $\sigma = 0$ S/m, $\epsilon_r = 1$; $\rho = 0$ kg/m³

Ambient Temperature : 23.2 °C

DASY5 Configuration:

- Probe: AM1DV2 - 1048; ; Calibrated: 2021.02.22

- Sensor-Surface: 0mm (Fix Surface)

- Electronics: DAE4 Sn480; Calibrated: 2021.06.22

- Phantom: HAC Test Arch with AMCC; Type: SD HAC P01 BA;

- Measurement SW: DASY52, Version 52.8 (8); SEMCAD X Version 14.6.10 (7331)

Ch23095/z (axial) 4.2mm 50 x 50/ABM SNR(x,y,z) (13x13x1): Measurement grid:


dx=10mm, dy=10mm

ABM1/ABM2 = 40.37 dB

ABM1 comp = -13.88 dBA/m

BWC Factor = -0.0096 dB

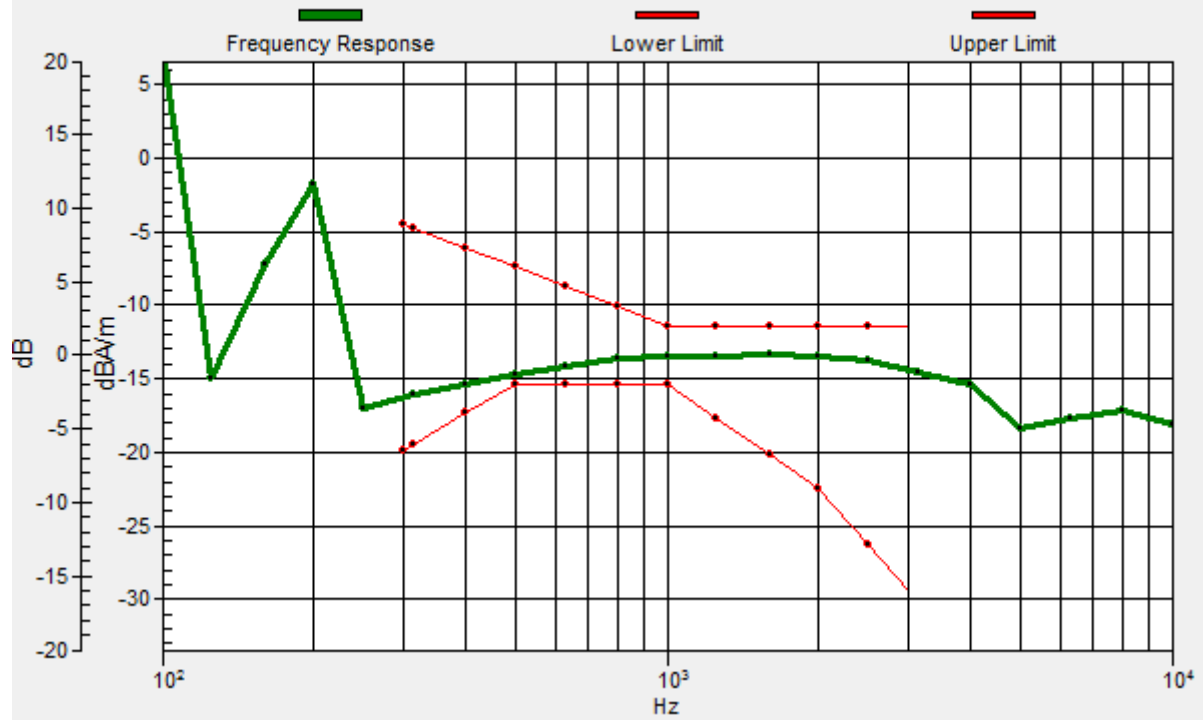
Location: 0, -8.3, 3.7 mm



0 dB = 104.3 = 40.37 dB

Ch23095/z (axial) wideband at best S/N/ABM Freq Resp(x,y,z,f)

Loc: 0, -8.3, 3.7 mm Diff: 0.66dB



HAC_T-Coil_LTE Band 12_10MHz_QPSK_1RB_0offset_12.2Kbps_Ch23095_Y

Communication System: UID 10175 - CAB, LTE-FDD (SC-FDMA, 1 RB, 10 MHz, QPSK);

Frequency: 707.5 MHz; Duty Cycle: 1:1

Medium: Air Medium parameters used: $\sigma = 0$ S/m, $\epsilon_r = 1$; $\rho = 0$ kg/m³

Ambient Temperature : 23.2 °C

DASY5 Configuration:

- Probe: AM1DV2 - 1048; ; Calibrated: 2021.02.22

- Sensor-Surface: 0mm (Fix Surface)

- Electronics: DAE4 Sn480; Calibrated: 2021.06.22

- Phantom: HAC Test Arch with AMCC; Type: SD HAC P01 BA;

- Measurement SW: DASY52, Version 52.8 (8); SEMCAD X Version 14.6.10 (7331)

Ch23095/y (transversal) 4.2mm 50 x 50/ABM SNR(x,y,z) (13x13x1): Measurement grid:


dx=10mm, dy=10mm

ABM1/ABM2 = 51.07 dB

ABM1 comp = -1.17 dBA/m

BWC Factor = -0.03 dB

Location: 0, 0, 3.7 mm



0 dB = 357.5 = 51.07 dB

HAC_T-Coil_LTE Band 12_10MHz_QPSK_1RB_0offset_12.2Kbps_Ch23230_Z

Communication System: UID 10175 - CAB, LTE-FDD (SC-FDMA, 1 RB, 10 MHz, QPSK);

Frequency: 782 MHz; Duty Cycle: 1:1

Medium: Air Medium parameters used: $\sigma = 0$ S/m, $\epsilon_r = 1$; $\rho = 0$ kg/m³

Ambient Temperature : 23.2 °C

DASY5 Configuration:

- Probe: AM1DV2 - 1048; ; Calibrated: 2021.02.22

- Sensor-Surface: 0mm (Fix Surface)

- Electronics: DAE4 Sn480; Calibrated: 2021.06.22

- Phantom: HAC Test Arch with AMCC; Type: SD HAC P01 BA;

- Measurement SW: DASY52, Version 52.8 (8); SEMCAD X Version 14.6.10 (7331)

Ch23230/z (axial) 4.2mm 50 x 50/ABM SNR(x,y,z) (13x13x1): Measurement grid:


dx=10mm, dy=10mm

ABM1/ABM2 = 40.16 dB

ABM1 comp = -13.53 dBA/m

BWC Factor = -0.0096 dB

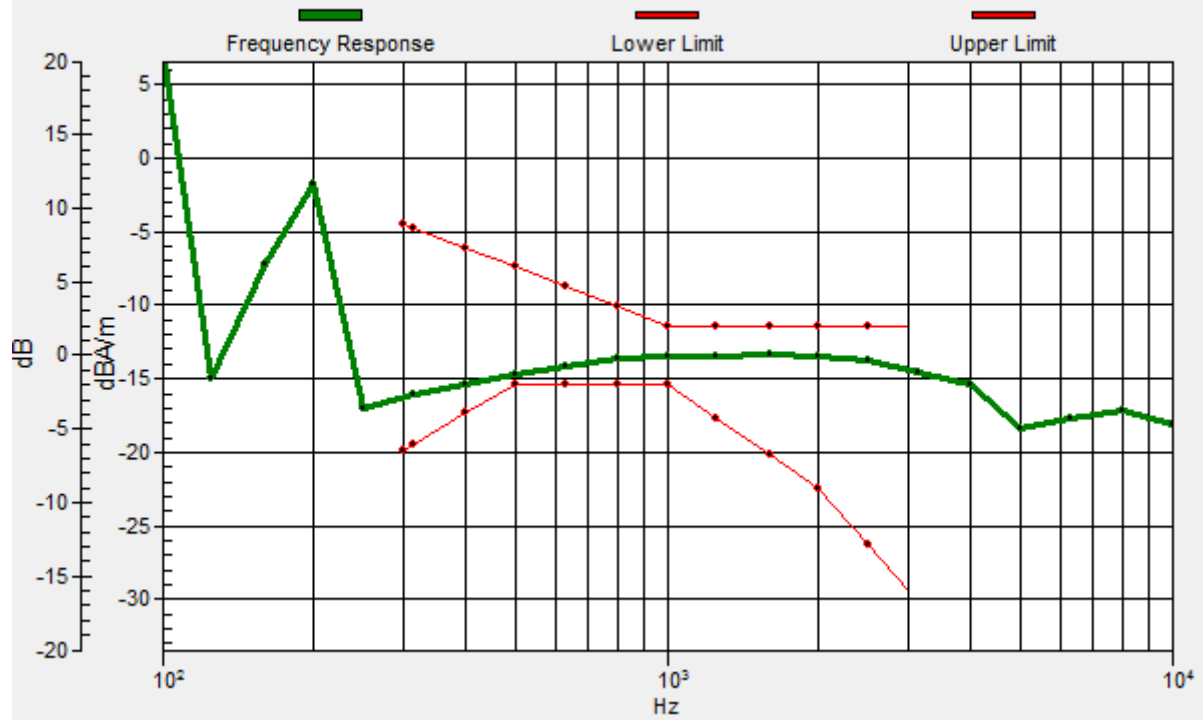
Location: 0, -8.3, 3.7 mm



0 dB = 102.4 = 40.16 dB

Ch23095/z (axial) wideband at best S/N/ABM Freq Resp(x,y,z,f)

Loc: 0, -8.3, 3.7 mm Diff: 0.66dB



HAC_T-Coil_LTE Band 12_10MHz_QPSK_1RB_0offset_12.2Kbps_Ch23230_Y

Communication System: UID 10175 - CAB, LTE-FDD (SC-FDMA, 1 RB, 10 MHz, QPSK);

Frequency: 782 MHz; Duty Cycle: 1:1

Medium: Air Medium parameters used: $\sigma = 0$ S/m, $\epsilon_r = 1$; $\rho = 0$ kg/m³

Ambient Temperature : 23.2 °C

DASY5 Configuration:

- Probe: AM1DV2 - 1048; ; Calibrated: 2021.02.22

- Sensor-Surface: 0mm (Fix Surface)

- Electronics: DAE4 Sn480; Calibrated: 2021.06.22

- Phantom: HAC Test Arch with AMCC; Type: SD HAC P01 BA;

- Measurement SW: DASY52, Version 52.8 (8); SEMCAD X Version 14.6.10 (7331)

Ch23230/y (transversal) 4.2mm 50 x 50/ABM SNR(x,y,z) (13x13x1): Measurement grid:


dx=10mm, dy=10mm

ABM1/ABM2 = 51.10 dB

ABM1 comp = -1.21 dBA/m

BWC Factor = -0.02 dB

Location: 0, 0, 3.7 mm



0 dB = 350.4 = 51.10 dB

HAC_T-Coil_LTE Band 14_10MHz_QPSK_1RB_0offset_12.2Kbps_Ch23330_Z

Communication System: UID 10175 - CAB, LTE-FDD (SC-FDMA, 1 RB, 10 MHz, QPSK);
Frequency: 793 MHz; Duty Cycle: 1:1

Medium: Air Medium parameters used: $\sigma = 0$ S/m, $\epsilon_r = 1$; $\rho = 0$ kg/m³

Ambient Temperature : 23.2 °C

DASY5 Configuration:

- Probe: AM1DV2 - 1048; ; Calibrated: 2021.02.22
- Sensor-Surface: 0mm (Fix Surface)
- Electronics: DAE4 Sn480; Calibrated: 2021.06.22
- Phantom: HAC Test Arch with AMCC; Type: SD HAC P01 BA;
- Measurement SW: DASY52, Version 52.8 (8); SEMCAD X Version 14.6.10 (7331)

Ch23330/z (axial) 4.2mm 50 x 50/ABM SNR(x,y,z) (13x13x1): Measurement grid:


dx=10mm, dy=10mm

ABM1/ABM2 = 39.87 dB

ABM1 comp = -13.87 dBA/m

BWC Factor = -0.0062 dB

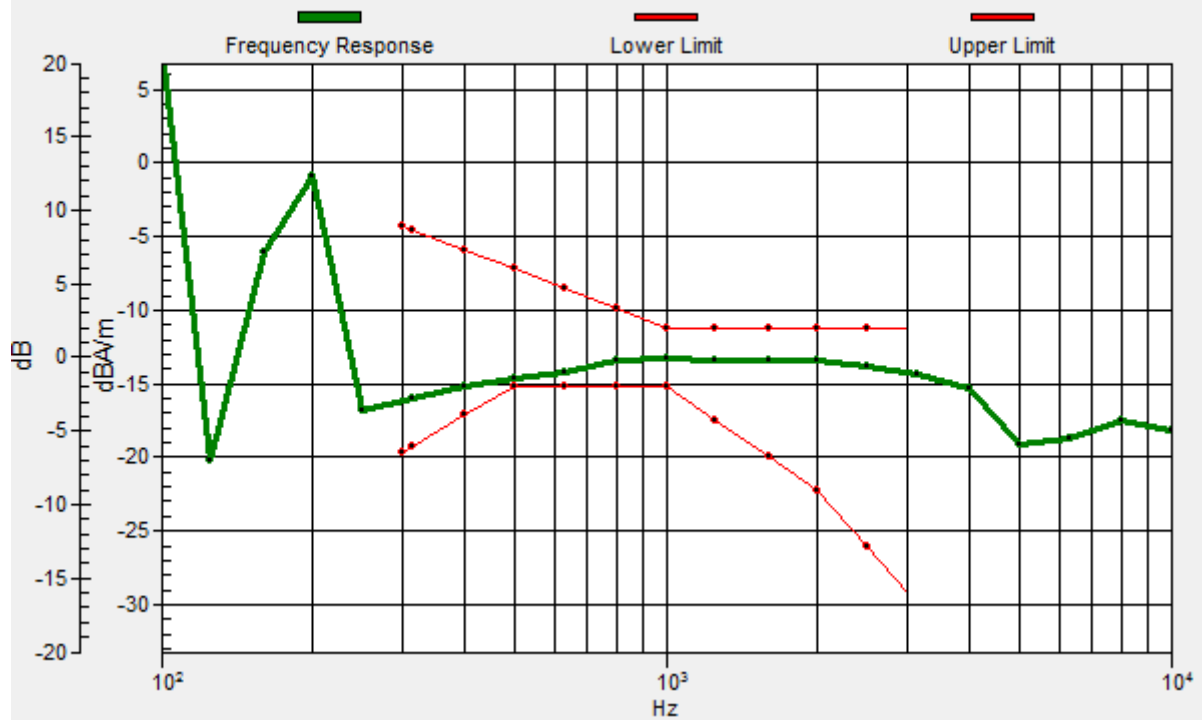
Location: 0, -8.3, 3.7 mm



0 dB = 98.51 = 39.87 dB

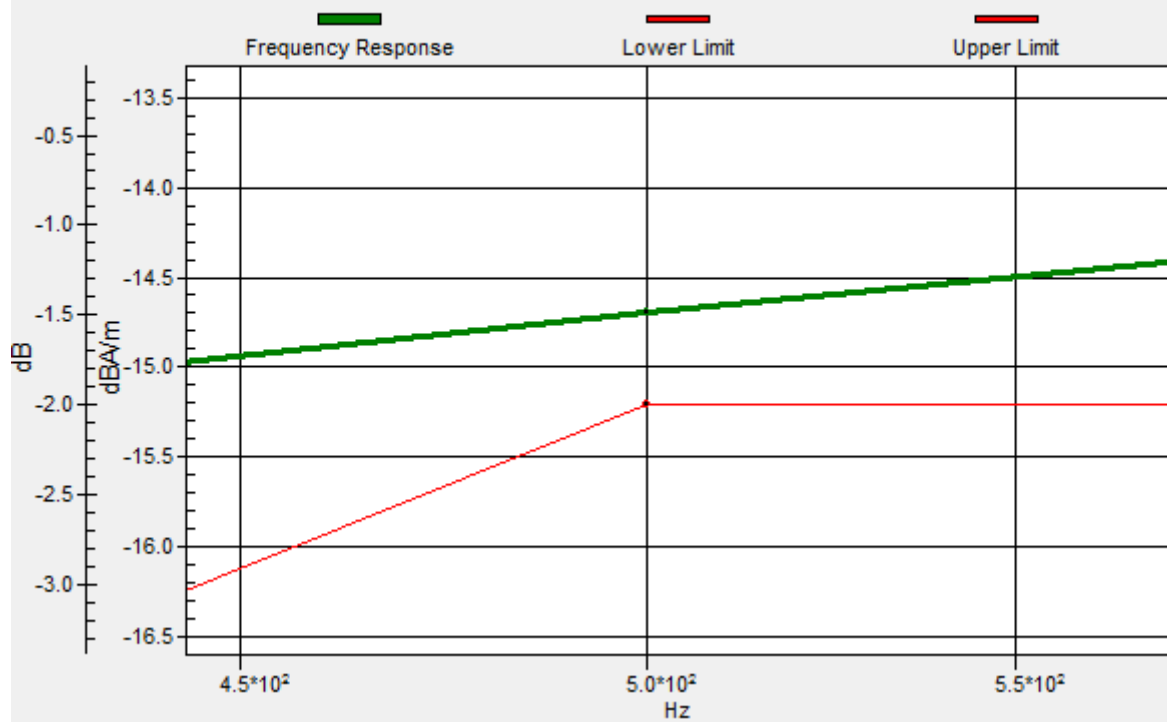
Ch23330/z (axial) wideband at best S/N/ABM Freq Resp(x,y,z,f)

Loc: 0, -8.3, 3.7 mm Diff: 0.52dB



Ch23330/z (axial) wideband at best S/N/ABM Freq Resp(x,y,z,f)

Loc: 0, -8.3, 3.7 mm Diff: 0.52dB



HAC_T-Coil_LTE Band 14_10MHz_QPSK_1RB_0offset_12.2Kbps_Ch23330_Y

Communication System: UID 10175 - CAB, LTE-FDD (SC-FDMA, 1 RB, 10 MHz, QPSK);

Frequency: 793 MHz; Duty Cycle: 1:1

Medium: Air Medium parameters used: $\sigma = 0$ S/m, $\epsilon_r = 1$; $\rho = 0$ kg/m³

Ambient Temperature : 23.2 °C

DASY5 Configuration:

- Probe: AM1DV2 - 1048; ; Calibrated: 2021.02.22

- Sensor-Surface: 0mm (Fix Surface)

- Electronics: DAE4 Sn480; Calibrated: 2021.06.22

- Phantom: HAC Test Arch with AMCC; Type: SD HAC P01 BA;

- Measurement SW: DASY52, Version 52.8 (8); SEMCAD X Version 14.6.10 (7331)

Ch23330/y (transversal) 4.2mm 50 x 50/ABM SNR(x,y,z) (13x13x1): Measurement grid:


dx=10mm, dy=10mm

ABM1/ABM2 = 51.03 dB

ABM1 comp = -1.38 dBA/m

BWC Factor = -0.07 dB

Location: 0, 0, 3.7 mm



0 dB = 356.2 = 51.03 dB

HAC_T-Coil_LTE Band 25_20MHz_QPSK_1RB_0offset_12.2Kbps_Ch26365_Z

Communication System: UID 10169 - CAB, LTE-FDD (SC-FDMA, 1 RB, 20 MHz, QPSK);
Frequency: 1882.5 MHz; Duty Cycle: 1:3.74111

Medium: Air Medium parameters used: $\sigma = 0$ S/m, $\epsilon_r = 1$; $\rho = 0$ kg/m³

Ambient Temperature : 23.2 °C;

DASY5 Configuration:

- Probe: AM1DV2 - 1048; ; Calibrated: 2021.02.22
- Sensor-Surface: 0mm (Fix Surface)
- Electronics: DAE4 Sn480; Calibrated: 2021.06.22
- Phantom: HAC Test Arch with AMCC; Type: SD HAC P01 BA;
- Measurement SW: DASY52, Version 52.8 (8); SEMCAD X Version 14.6.10 (7331)

Ch26365/z (axial) 4.2mm 50 x 50/ABM SNR(x,y,z) (13x13x1): Measurement grid:


dx=10mm, dy=10mm

ABM1/ABM2 = 38.07 dB

ABM1 comp = -13.85 dBA/m

BWC Factor = -0.0087 dB

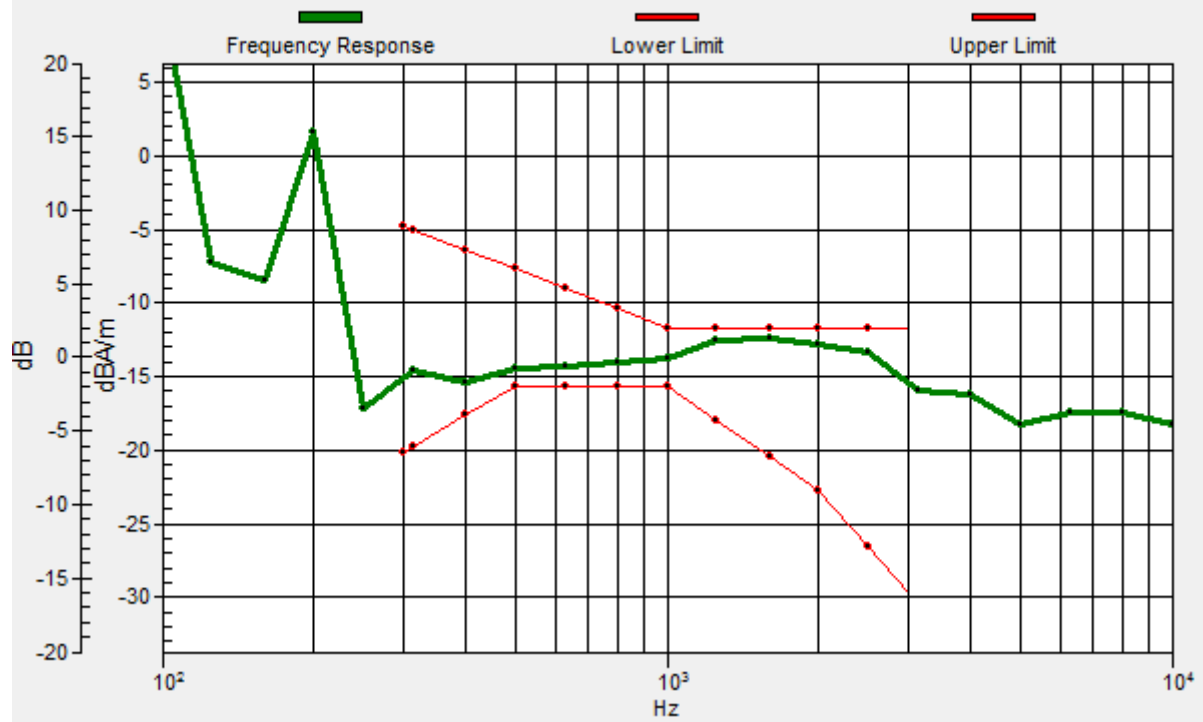
Location: 0, -8.3, 3.7 mm



0 dB = 80.07 = 38.07 dB

Ch26365/z (axial) wideband at best S/N/ABM Freq Resp(x,y,z,f)

Loc: 0, -8.3, 3.7 mm Diff: 0.71dB



HAC_T-Coil_LTE Band 25_20MHz_QPSK_1RB_0offset_12.2Kbps_Ch26365_Y

Communication System: UID 10169 - CAB, LTE-FDD (SC-FDMA, 1 RB, 20 MHz, QPSK);

Frequency: 1882.5 MHz; Duty Cycle: 1:1

Medium: Air Medium parameters used: $\sigma = 0$ S/m, $\epsilon_r = 1$; $\rho = 0$ kg/m³

Ambient Temperature : 23.2 °C

DASY5 Configuration:

- Probe: AM1DV2 - 1048; ; Calibrated: 2021.02.22

- Sensor-Surface: 0mm (Fix Surface)

- Electronics: DAE4 Sn480; Calibrated: 2021.06.22

- Phantom: HAC Test Arch with AMCC; Type: SD HAC P01 BA;

- Measurement SW: DASY52, Version 52.8 (8); SEMCAD X Version 14.6.10 (7331)

Ch26365/y (transversal) 4.2mm 50 x 50/ABM SNR(x,y,z) (13x13x1): Measurement grid:


dx=10mm, dy=10mm

ABM1/ABM2 = 51.34 dB

ABM1 comp = -1.93 dBA/m

BWC Factor = -0.04 dB

Location: 0, 0, 3.7 mm



0 dB = 369.0 = 51.34 dB

HAC_T-Coil_LTE Band 26_15MHz_QPSK_1RB_0offset_12.2Kbps_Ch26865_Z

Communication System: UID 10181 - CAB, LTE-FDD (SC-FDMA, 1 RB, 15 MHz, QPSK);

Frequency: 831.5 MHz; Duty Cycle: 1:1

Medium: Air Medium parameters used: $\sigma = 0$ S/m, $\epsilon_r = 1$; $\rho = 0$ kg/m³

Ambient Temperature : 23.2 °C

DASY5 Configuration:

- Probe: AM1DV2 - 1048; ; Calibrated: 2021.02.22

- Sensor-Surface: 0mm (Fix Surface)

- Electronics: DAE4 Sn480; Calibrated: 2021.06.22

- Phantom: HAC Test Arch with AMCC; Type: SD HAC P01 BA;

- Measurement SW: DASY52, Version 52.8 (8); SEMCAD X Version 14.6.10 (7331)

Ch26865/z (axial) 4.2mm 50 x 50/ABM SNR(x,y,z) (13x13x1): Measurement grid:


dx=10mm, dy=10mm

ABM1/ABM2 = 41.02 dB

ABM1 comp = -11.18 dBA/m

BWC Factor = -0.0085 dB

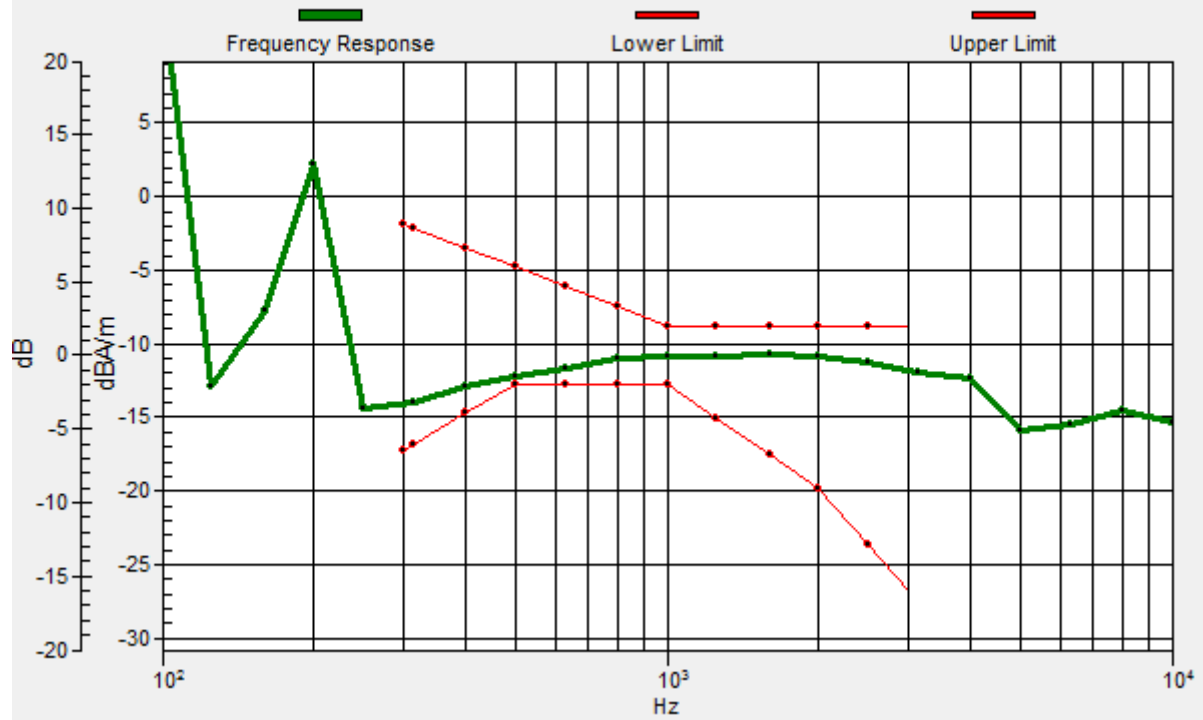
Location: 4.2, -8.3, 3.7 mm



0 dB = 112.5 = 41.02 dB

Ch26865/z (axial) wideband at best S/N/ABM Freq Resp(x,y,z,f)

Loc: 4.2, -8.3, 3.7 mm Diff: 0.6dB



HAC_T-Coil_LTE Band 26_15MHz_QPSK_1RB_0offset_12.2Kbps_Ch26865_Y

Communication System: UID 10181 - CAB, LTE-FDD (SC-FDMA, 1 RB, 15 MHz, QPSK);
Frequency: 831.5 MHz; Duty Cycle: 1:1

Medium: Air Medium parameters used: $\sigma = 0$ S/m, $\epsilon_r = 1$; $\rho = 0$ kg/m³

Ambient Temperature : 23.2 °C

DASY5 Configuration:

- Probe: AM1DV2 - 1048; ; Calibrated: 2021.02.22
- Sensor-Surface: 0mm (Fix Surface)
- Electronics: DAE4 Sn480; Calibrated: 2021.06.22
- Phantom: HAC Test Arch with AMCC; Type: SD HAC P01 BA;
- Measurement SW: DASY52, Version 52.8 (8); SEMCAD X Version 14.6.10 (7331)

Ch26865/y (transversal) 4.2mm 50 x 50/ABM SNR(x,y,z) (13x13x1): Measurement grid:


dx=10mm, dy=10mm

ABM1/ABM2 = 51.04 dB

ABM1 comp = 0.04 dBA/m

BWC Factor = -0.03 dB

Location: 4.2, 0, 3.7 mm



0 dB = 356.3 = 51.04 dB

HAC_T-Coil_LTE Band 30_10MHz_QPSK_1RB_0offset_12.2Kbps_Ch27710_Z

Communication System: UID 0, LTE-FDD (SC-FDMA, 1RB, 20MHz, QPSK) (0); Frequency: 2310 MHz;Duty Cycle: 1:1

Medium: Air Medium parameters used: $\sigma = 0$ S/m, $\epsilon_r = 1$; $\rho = 0$ kg/m³

Ambient Temperature : 23.2 °C

DASY5 Configuration:

- Probe: AM1DV2 - 1048; ; Calibrated: 2021.02.22
- Sensor-Surface: 0mm (Fix Surface)
- Electronics: DAE4 Sn480; Calibrated: 2021.06.22
- Phantom: HAC Test Arch with AMCC; Type: SD HAC P01 BA;
- Measurement SW: DASY52, Version 52.8 (8); SEMCAD X Version 14.6.10 (7331)

Ch27710/z (axial) 4.2mm 50 x 50/ABM SNR(x,y,z) (13x13x1): Measurement grid:


dx=10mm, dy=10mm

ABM1/ABM2 = 37.63 dB

ABM1 comp = -13.40 dBA/m

BWC Factor = -0.02 dB

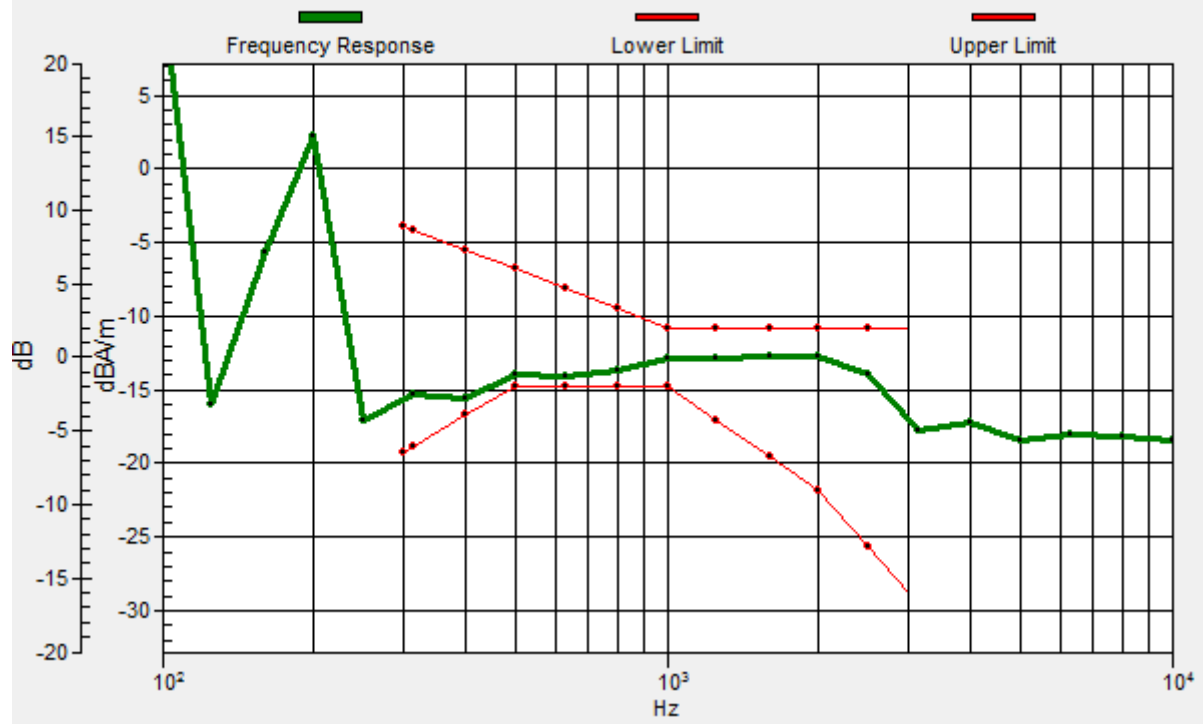
Location: 0, -8.3, 3.7 mm



0 dB = 76.08 = 37.63 dB

Ch27710/z (axial) wideband at best S/N/ABM Freq Resp(x,y,z,f)

Loc: 0, -8.3, 3.7 mm Diff: 0.68dB



HAC_T-Coil_LTE Band 30_10MHz_QPSK_1RB_0offset_12.2Kbps_Ch27710_Y

Communication System: UID 0, LTE-FDD (SC-FDMA, 1RB, 20MHz, QPSK) (0); Frequency: 2310 MHz;Duty Cycle: 1:1

Medium: Air Medium parameters used: $\sigma = 0$ S/m, $\epsilon_r = 1$; $\rho = 0$ kg/m³

Ambient Temperature : 23.2 °C

DASY5 Configuration:

- Probe: AM1DV2 - 1048; ; Calibrated: 2021.02.22
- Sensor-Surface: 0mm (Fix Surface)
- Electronics: DAE4 Sn480; Calibrated: 2021.06.22
- Phantom: HAC Test Arch with AMCC; Type: SD HAC P01 BA;
- Measurement SW: DASY52, Version 52.8 (8); SEMCAD X Version 14.6.10 (7331)

Ch27710/y (transversal) 4.2mm 50 x 50/ABM SNR(x,y,z) (13x13x1): Measurement grid:


dx=10mm, dy=10mm

ABM1/ABM2 = 50.85 dB

ABM1 comp = -1.50 dBA/m

BWC Factor = -0.03 dB

Location: 0, 0, 3.7 mm



0 dB = 348.9 = 50.85 dB

HAC_T-Coil_LTE Band 38_20MHz_QPSK_1RB_0offset_12.2Kbps_Ch38000_Z

Communication System: UID 10172 - CAB, LTE-TDD (SC-FDMA, 1 RB, 20 MHz, QPSK);

Frequency: 2595 MHz; Duty Cycle: 1:1

Medium: Air Medium parameters used: $\sigma = 0$ S/m, $\epsilon_r = 1$; $\rho = 0$ kg/m³

Ambient Temperature : 23.2 °C

DASY5 Configuration:

- Probe: AM1DV2 - 1048; ; Calibrated: 2021.02.22

- Sensor-Surface: 0mm (Fix Surface)

- Electronics: DAE4 Sn480; Calibrated: 2021.06.22

- Phantom: HAC Test Arch with AMCC; Type: SD HAC P01 BA;

- Measurement SW: DASY52, Version 52.8 (8); SEMCAD X Version 14.6.10 (7331)

Ch38000/z (axial) 4.2mm 50 x 50/ABM SNR(x,y,z) (13x13x1): Measurement grid:


dx=10mm, dy=10mm

ABM1/ABM2 = 26.33 dB

ABM1 comp = -11.07 dBA/m

BWC Factor = -0.02 dB

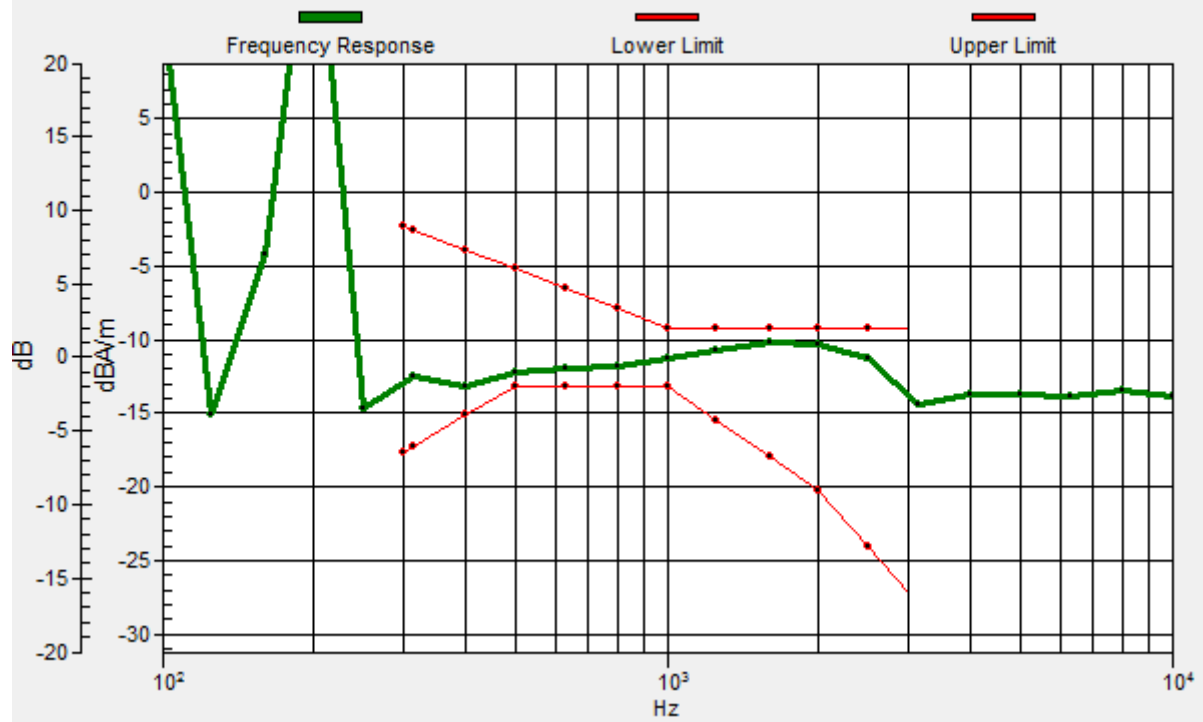
Location: 4.2, -8.3, 3.7 mm



0 dB = 20.72 = 26.33 dB

Ch38000/z (axial) wideband at best S/N/ABM Freq Resp(x,y,z,f)

Loc: 4.2, -8.3, 3.7 mm Diff: 0.92dB



HAC_T-Coil_LTE Band 38_20MHz_QPSK_1RB_0offset_12.2Kbps_Ch38000_Y

Communication System: UID 10172 - CAB, LTE-TDD (SC-FDMA, 1 RB, 20 MHz, QPSK);

Frequency: 2595 MHz; Duty Cycle: 1:1

Medium: Air Medium parameters used: $\sigma = 0$ S/m, $\epsilon_r = 1$; $\rho = 0$ kg/m³

Ambient Temperature : 23.2 °C

DASY5 Configuration:

- Probe: AM1DV2 - 1048; ; Calibrated: 2021.02.22

- Sensor-Surface: 0mm (Fix Surface)

- Electronics: DAE4 Sn480; Calibrated: 2021.06.22

- Phantom: HAC Test Arch with AMCC; Type: SD HAC P01 BA;

- Measurement SW: DASY52, Version 52.8 (8); SEMCAD X Version 14.6.10 (7331)

Ch38000/y (transversal) 4.2mm 50 x 50/ABM SNR(x,y,z) (13x13x1): Measurement grid:


dx=10mm, dy=10mm

ABM1/ABM2 = 40.34 dB

ABM1 comp = -6.43 dBA/m

BWC Factor = -0.02 dB

Location: -4.2, -25, 3.7 mm



0 dB = 104.0 = 40.34 dB

HAC_T-Coil_LTE Band 41_20MHz_QPSK_1RB_0offset_12.2Kbps_Ch40620_Z

Communication System: UID 10172 - CAB, LTE-TDD (SC-FDMA, 1 RB, 20 MHz, QPSK);
Frequency: 2593 MHz; Duty Cycle: 1:8.33681

Medium: Air Medium parameters used: $\sigma = 0$ S/m, $\epsilon_r = 1$; $\rho = 0$ kg/m³

Ambient Temperature : 23.2 °C;

DASY5 Configuration:

- Probe: AM1DV2 - 1048; ; Calibrated: 2021.02.22
- Sensor-Surface: 0mm (Fix Surface)
- Electronics: DAE4 Sn480; Calibrated: 2021.06.22
- Phantom: HAC Test Arch with AMCC; Type: SD HAC P01 BA;
- Measurement SW: DASY52, Version 52.8 (8); SEMCAD X Version 14.6.10 (7331)

Ch40620/z (axial) 4.2mm 50 x 50/ABM SNR(x,y,z) (13x13x1): Measurement grid:


dx=10mm, dy=10mm

ABM1/ABM2 = 26.55 dB

ABM1 comp = -11.06 dBA/m

BWC Factor = -0.01 dB

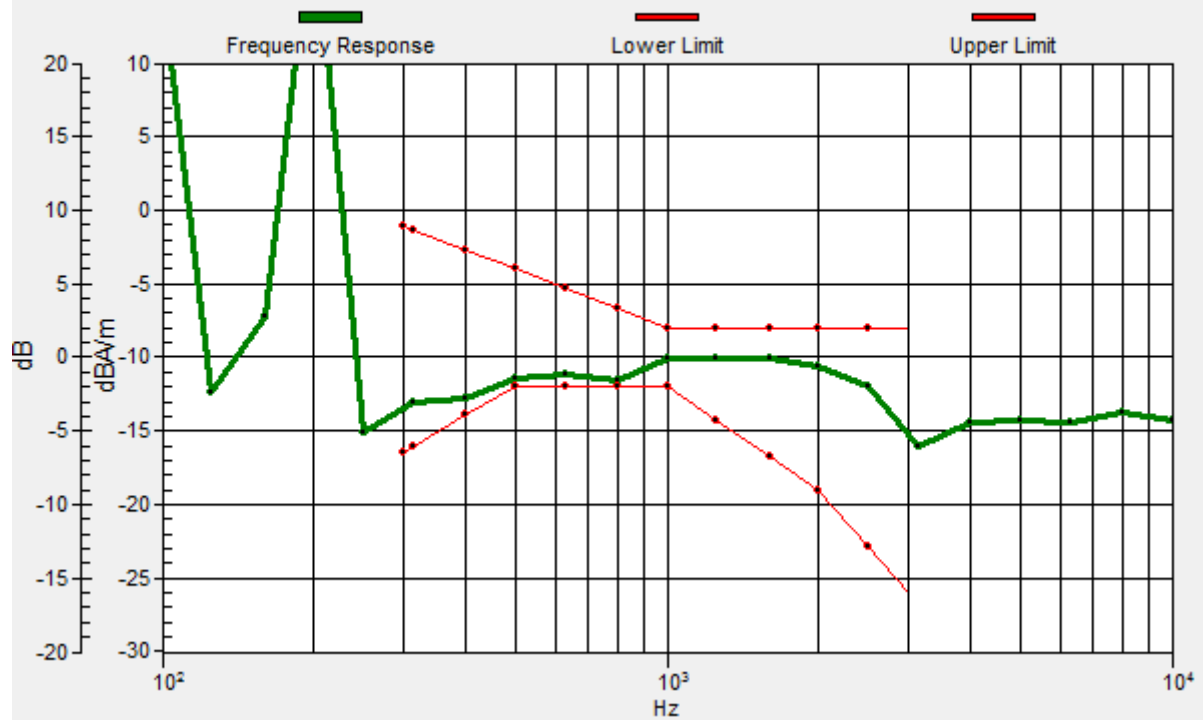
Location: 4.2, -8.3, 3.7 mm



0 dB = 21.27 = 26.55 dB

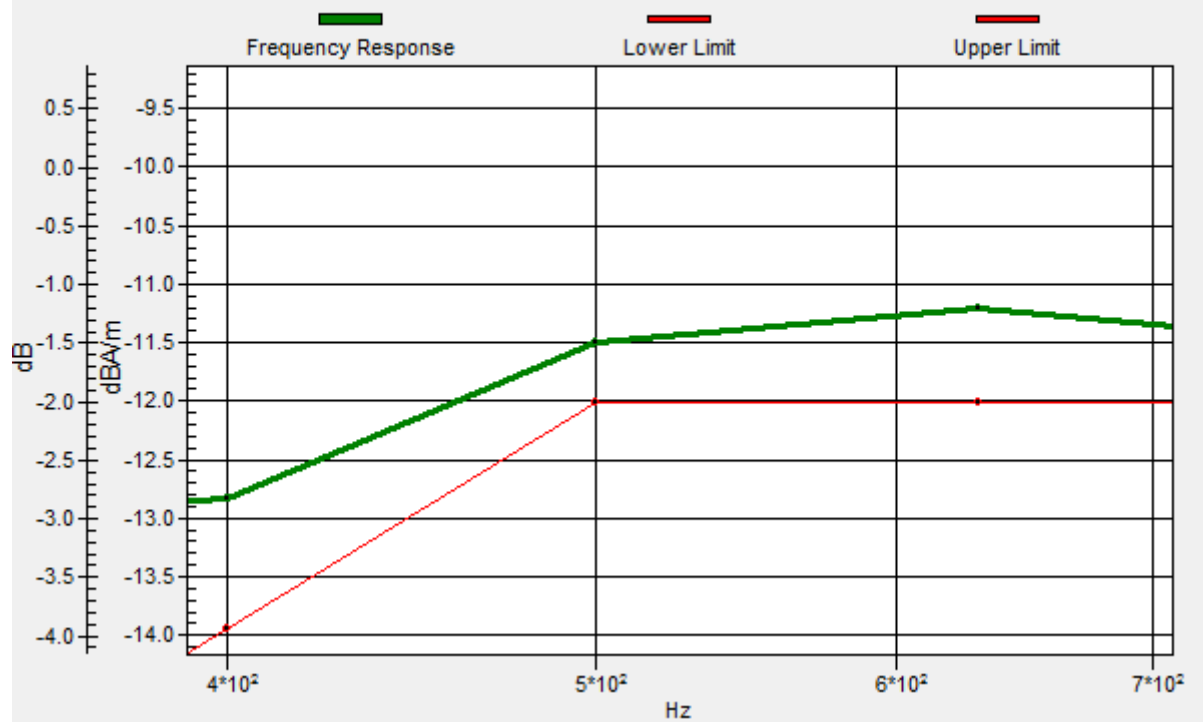
Ch40620/z (axial) wideband at best S/N/ABM Freq Resp(x,y,z,f)

Loc: 4.2, -8.3, 3.7 mm Diff: 0.48dB



Ch40620/z (axial) wideband at best S/N/ABM Freq Resp(x,y,z,f)

Loc: 4.2, -8.3, 3.7 mm Diff: 0.48dB



HAC_T-Coil_LTE Band 41_20MHz_QPSK_1RB_0offset_12.2Kbps_Ch40620_Y

Communication System: UID 10172 - CAB, LTE-TDD (SC-FDMA, 1 RB, 20 MHz, QPSK);
Frequency: 2593 MHz; Duty Cycle: 1:1

Medium: Air Medium parameters used: $\sigma = 0$ S/m, $\epsilon_r = 1$; $\rho = 0$ kg/m³

Ambient Temperature : 23.2 °C

DASY5 Configuration:

- Probe: AM1DV2 - 1048; ; Calibrated: 2021.02.22
- Sensor-Surface: 0mm (Fix Surface)
- Electronics: DAE4 Sn480; Calibrated: 2021.06.22
- Phantom: HAC Test Arch with AMCC; Type: SD HAC P01 BA;
- Measurement SW: DASY52, Version 52.8 (8); SEMCAD X Version 14.6.10 (7331)

Ch40620/y (transversal) 4.2mm 50 x 50/ABM SNR(x,y,z) (13x13x1): Measurement grid:


dx=10mm, dy=10mm

ABM1/ABM2 = 40.93 dB

ABM1 comp = -9.32 dBA/m

BWC Factor = -0.0078 dB

Location: -8.3, -25, 3.7 mm



0 dB = 111.4 = 40.93 dB

HAC_T-Coil_LTE Band 48_20MHz_QPSK_1RB_0offset_12.2Kbps_Ch55990_Z

Communication System: UID 10172 - CAB, LTE-TDD (SC-FDMA, 1 RB, 20 MHz, QPSK);

Frequency: 3625 MHz; Duty Cycle: 1:1

Medium: Air Medium parameters used: $\sigma = 0$ S/m, $\epsilon_r = 1$; $\rho = 0$ kg/m³

Ambient Temperature : 23.2 °C

DASY5 Configuration:

- Probe: AM1DV2 - 1048; ; Calibrated: 2021.02.22

- Sensor-Surface: 0mm (Fix Surface)

- Electronics: DAE4 Sn480; Calibrated: 2021.06.22

- Phantom: HAC Test Arch with AMCC; Type: SD HAC P01 BA;

- Measurement SW: DASY52, Version 52.8 (8); SEMCAD X Version 14.6.10 (7331)

Ch55990/z (axial) 4.2mm 50 x 50/ABM SNR(x,y,z) (13x13x1): Measurement grid:


dx=10mm, dy=10mm

ABM1/ABM2 = 26.42 dB

ABM1 comp = -11.12 dBA/m

BWC Factor = -0.02 dB

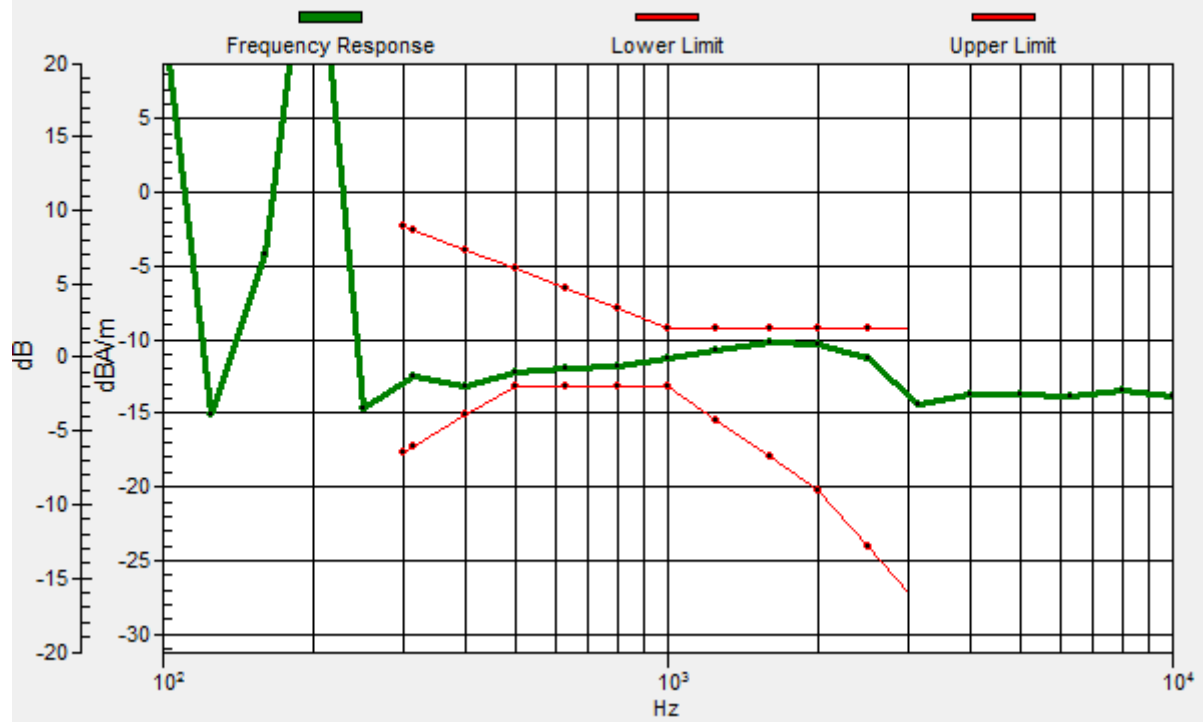
Location: 4.2, -8.3, 3.7 mm



0 dB = 20.74 = 26.42 dB

Ch38000/z (axial) wideband at best S/N/ABM Freq Resp(x,y,z,f)

Loc: 4.2, -8.3, 3.7 mm Diff: 0.92dB



HAC_T-Coil_LTE Band 48_20MHz_QPSK_1RB_0offset_12.2Kbps_Ch55990_Y

Communication System: UID 10172 - CAB, LTE-TDD (SC-FDMA, 1 RB, 20 MHz, QPSK);
Frequency: 3625 MHz; Duty Cycle: 1:1

Medium: Air Medium parameters used: $\sigma = 0$ S/m, $\epsilon_r = 1$; $\rho = 0$ kg/m³

Ambient Temperature : 23.2 °C

DASY5 Configuration:

- Probe: AM1DV2 - 1048; ; Calibrated: 2021.02.22
- Sensor-Surface: 0mm (Fix Surface)
- Electronics: DAE4 Sn480; Calibrated: 2021.06.22
- Phantom: HAC Test Arch with AMCC; Type: SD HAC P01 BA;
- Measurement SW: DASY52, Version 52.8 (8); SEMCAD X Version 14.6.10 (7331)

Ch55990/y (transversal) 4.2mm 50 x 50/ABM SNR(x,y,z) (13x13x1): Measurement grid:


dx=10mm, dy=10mm

ABM1/ABM2 = 40.82 dB

ABM1 comp = -5.62 dBA/m

BWC Factor = -0.02 dB

Location: -4.2, -25, 3.7 mm



HAC_T-Coil_LTE Band 66_20MHz_QPSK_1RB_0offset_12.2Kbps_Ch132322_Z

Communication System: UID 0, LTE-FDD (SC-FDMA, 1RB, 20MHz, QPSK) (0); Frequency: 1745 MHz; Duty Cycle: 1:3.74111

Medium: Air Medium parameters used: $\sigma = 0$ S/m, $\epsilon_r = 1$; $\rho = 0$ kg/m³

Ambient Temperature : 23.2 °C;

DASY5 Configuration:

- Probe: AM1DV2 - 1048; ; Calibrated: 2021.02.22
- Sensor-Surface: 0mm (Fix Surface)
- Electronics: DAE4 Sn480; Calibrated: 2021.06.22
- Phantom: HAC Test Arch with AMCC; Type: SD HAC P01 BA;
- Measurement SW: DASY52, Version 52.8 (8); SEMCAD X Version 14.6.10 (7331)

Ch132322/z (axial) 4.2mm 50 x 50/ABM SNR(x,y,z) (13x13x1): Measurement grid:


dx=10mm, dy=10mm

ABM1/ABM2 = 38.50 dB

ABM1 comp = -13.67 dBA/m

BWC Factor = -0.0088 dB

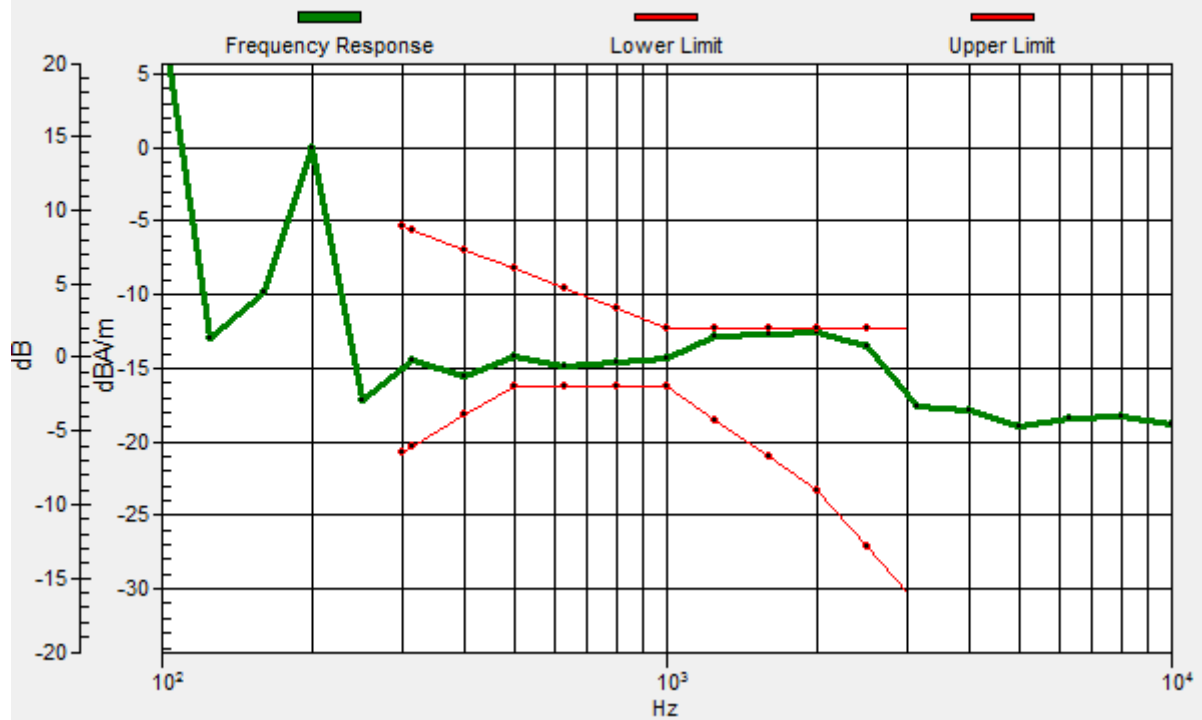
Location: 0, -8.3, 3.7 mm



0 dB = 84.11 = 38.50 dB

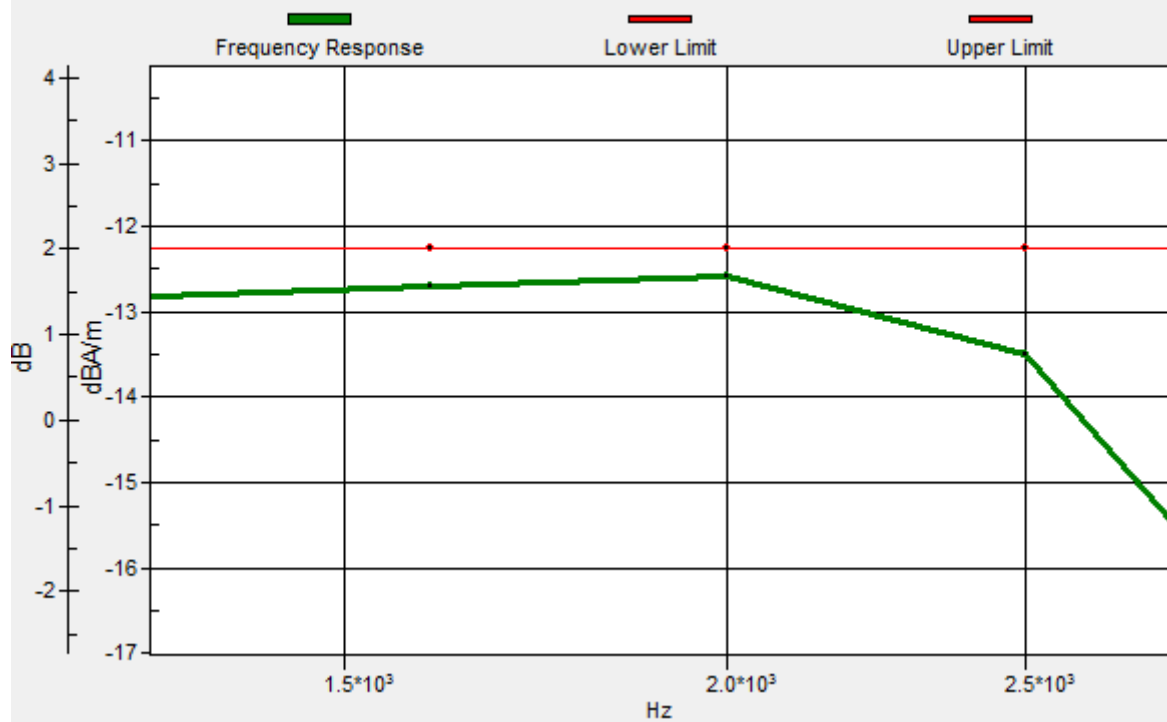
Ch132322/z (axial) wideband at best S/N/ABM Freq Resp(x,y,z,f)

Loc: 0, -8.3, 3.7 mm Diff: 0.32dB



Ch132322/z (axial) wideband at best S/N/ABM Freq Resp(x,y,z,f)

Loc: 0, -8.3, 3.7 mm Diff: 0.32dB



HAC_T-Coil_LTE Band 66_20MHz_QPSK_1RB_0offset_12.2Kbps_Ch132322_Y

Communication System: UID 0, LTE-FDD (SC-FDMA, 1RB, 20MHz, QPSK) (0); Frequency: 1745 MHz; Duty Cycle: 1:1

Medium: Air Medium parameters used: $\sigma = 0$ S/m, $\epsilon_r = 1$; $\rho = 0$ kg/m³

Ambient Temperature : 23.2 °C

DASY5 Configuration:

- Probe: AM1DV2 - 1048; ; Calibrated: 2021.02.22
- Sensor-Surface: 0mm (Fix Surface)
- Electronics: DAE4 Sn480; Calibrated: 2021.06.22
- Phantom: HAC Test Arch with AMCC; Type: SD HAC P01 BA;
- Measurement SW: DASY52, Version 52.8 (8); SEMCAD X Version 14.6.10 (7331)

Ch132322/y (transversal) 4.2mm 50 x 50/ABM SNR(x,y,z) (13x13x1): Measurement


grid: dx=10mm, dy=10mm

ABM1/ABM2 = 52.18 dB

ABM1 comp = 0.09 dBA/m

BWC Factor = -0.04 dB

Location: 4.2, 0, 3.7 mm



0 dB = 406.5 = 52.18 dB

HAC_T-Coil_QVV'XqRaI UO : 72aGFI G'6VZ'Uqvu+ _Ch189_Z

Communication System: WK "32247"/"F CD."GFI G/HFF "*VF O C." RUM"VP "2; Frequency: 836.6 MHz;

Duty Cycle: 1:8.3

Medium: Air Medium parameters used: $\sigma = 0$ S/m, $\epsilon_r = 1$; $\rho = 0$ kg/m³

Ambient Temperature : 23.2 °C

DASY5 Configuration:

- Probe: AM1DV2 - 1048; ; Calibrated: 2021.02.22
- Sensor-Surface: 0mm (Fix Surface)
- Electronics: DAE4 Sn480; Calibrated: 2021.06.22
- Phantom: HAC Test Arch with AMCC; Type: SD HAC P01 BA;
- Measurement SW: DASY52, Version 52.8 (8); SEMCAD X Version 14.6.14 (7483)

Ch189/z (axial) 4.2mm 50 x 50/ABM SNR(x,y,z) (13x13x1): Measurement grid:


dx=10mm, dy=10mm

ABM1/ABM2 = 34.43 dB

ABM1 comp = 5.5; dBA/m

BWC Factor = -0.0074 dB

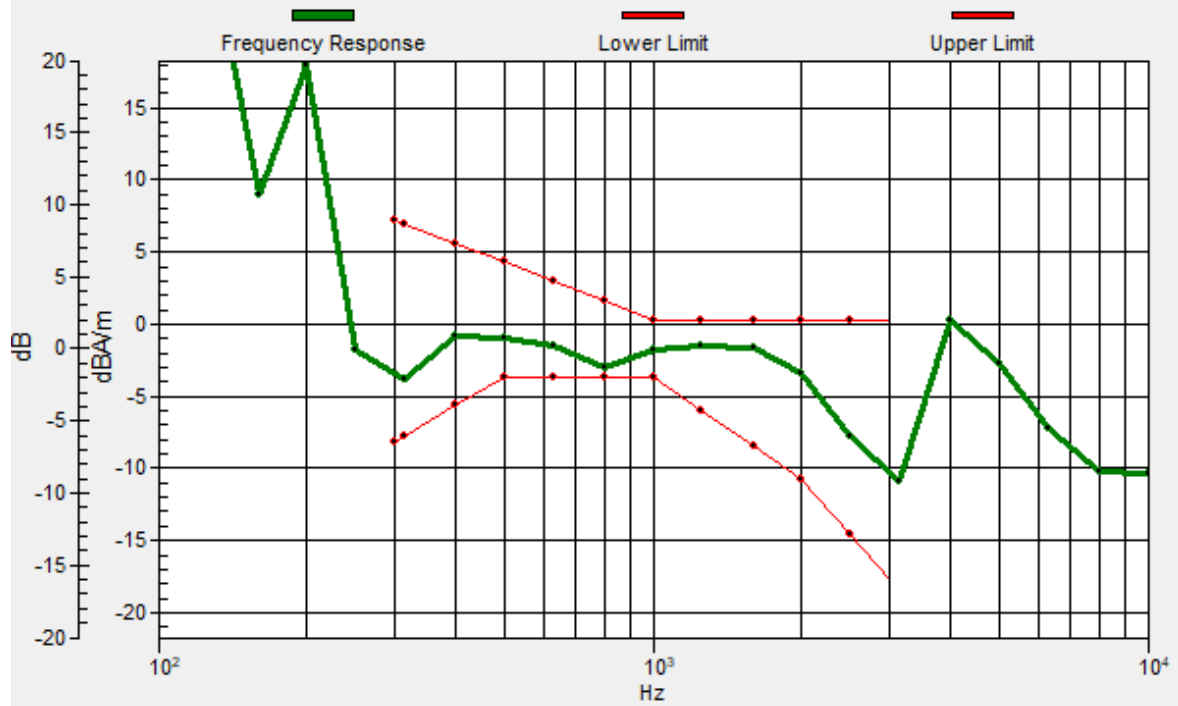
Location: 12.5, -8.3, 3.7 mm



0 dB = 51.35 = 34.21 dB

Ch189/z (axial) wideband at best S/N/ABM Freq Resp(x,y,z,f)

Loc: 12.5, -8.3, 3.7 mm Diff: 0.7dB



HAC_T-Coil_QVV'XqRaI UO : 72aGFI G'6VZ'Uqvu+ Ch189_Y

Communication System: WK "32247"/"F CD."GFI G/HFF "*VF O C." RUM"VP "2=; Frequency: 836.6 MHz;

Duty Cycle: 1:8.3

Medium: Air Medium parameters used: $\sigma = 0$ S/m, $\epsilon_r = 1$; $\rho = 0$ kg/m³

Ambient Temperature : 23.2 °C

DASY5 Configuration:

- Probe: AM1DV2 - 1048; ; Calibrated: 2021.02.22
- Sensor-Surface: 0mm (Fix Surface)
- Electronics: DAE4 Sn480; Calibrated: 2021.06.22
- Phantom: HAC Test Arch with AMCC; Type: SD HAC P01 BA;
- Measurement SW: DASY52, Version 52.8 (8); SEMCAD X Version 14.6.14 (7483)

Ch189/y (transversal) 4.2mm 50 x 50/ABM SNR(x,y,z) (13x13x1): Measurement grid:


dx=10mm, dy=10mm

ABM1/ABM2 = 26.65 dB

ABM1 comp = -14.26 dBA/m

BWC Factor = -0.0074 dB

Location: -12.5, -20.8, 3.7 mm



0 dB = 21.50 = 26.65 dB

HAC_T-Coil_OTT VoIP_GSM1900_EDGE (4TX Slots)_Ch661_Z

Communication System: UID 10025 - DAB, EDGE-FDD (TDMA, 8PSK, TN 0); Frequency: 1880 MHz;

Duty Cycle: 1:8.3

Medium: Air Medium parameters used: $\sigma = 0$ S/m, $\epsilon_r = 1$; $\rho = 0$ kg/m³

Ambient Temperature : 23.2 °C

DASY5 Configuration:

- Probe: AM1DV2 - 1048; ; Calibrated: 2021.02.22
- Sensor-Surface: 0mm (Fix Surface)
- Electronics: DAE4 Sn480; Calibrated: 2021.06.22
- Phantom: HAC Test Arch with AMCC; Type: SD HAC P01 BA;
- Measurement SW: DASY52, Version 52.8 (8); SEMCAD X Version 14.6.14 (7483)

Ch661/z (axial) 4.2mm 50 x 50/ABM SNR(x,y,z) (13x13x1): Measurement grid:


dx=10mm, dy=10mm

ABM1/ABM2 = 23.25 dB

ABM1 comp = -11.83 dBA/m

BWC Factor = -0.0049 dB

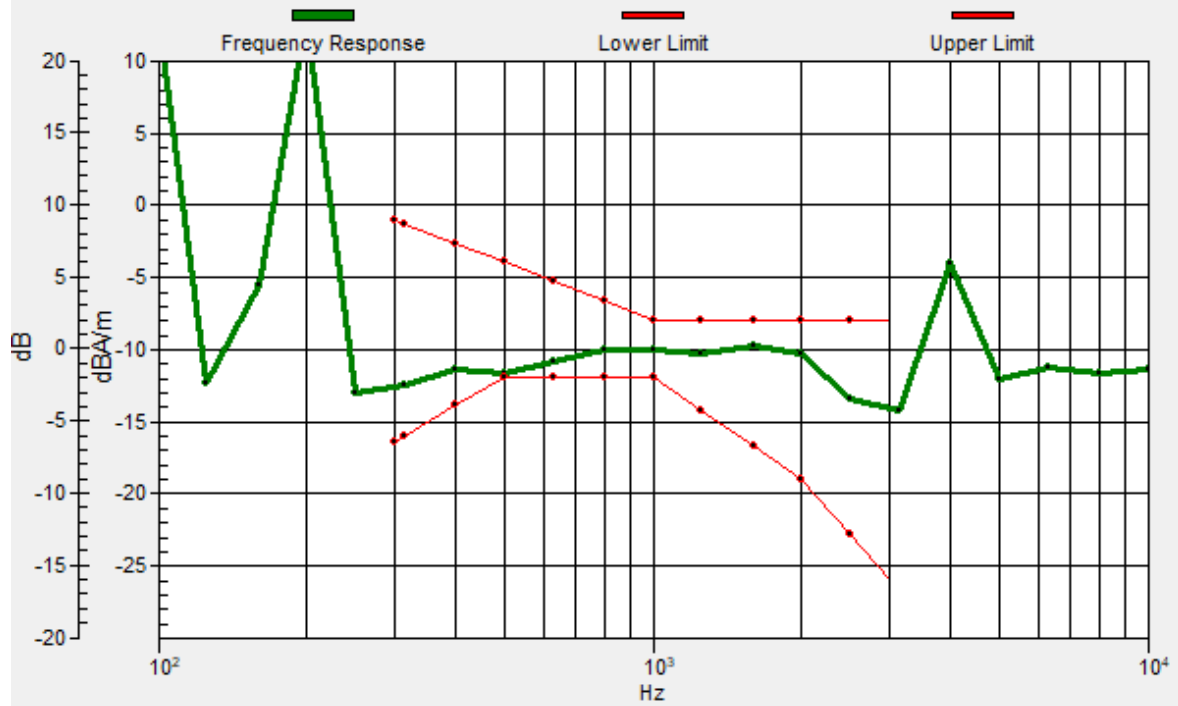
Location: 4.2, -8.3, 3.7 mm



0 dB = 14.54 = 23.25 dB

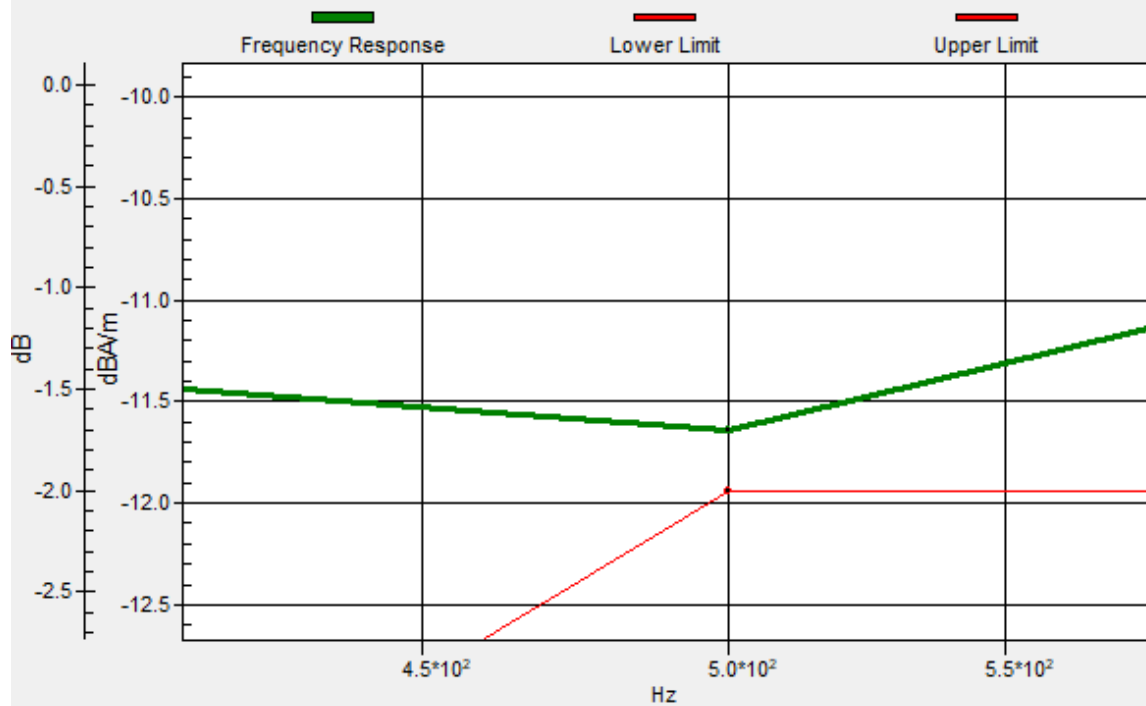
Ch661/z (axial) wideband at best S/N/ABM Freq Resp(x,y,z,f)

Loc: 4.2, -8.3, 3.7 mm Diff: 0.3dB



Ch661/z (axial) wideband at best S/N/ABM Freq Resp(x,y,z,f)

Loc: 4.2, -8.3, 3.7 mm Diff: 0.3dB



HAC_T-Coil_OTT VoIP_GSM1900_EDGE (4TX Slots)_Ch661_Y

Communication System: UID 10025 - DAB, EDGE-FDD (TDMA, 8PSK, TN 0); Frequency: 1880 MHz;

Duty Cycle: 1:8.3

Medium: Air Medium parameters used: $\sigma = 0$ S/m, $\epsilon_r = 1$; $\rho = 0$ kg/m³

Ambient Temperature : 23.2 °C

DASY5 Configuration:

- Probe: AM1DV2 - 1048; ; Calibrated: 2021.02.22

- Sensor-Surface: 0mm (Fix Surface)

- Electronics: DAE4 Sn480; Calibrated: 2021.06.22

- Phantom: HAC Test Arch with AMCC; Type: SD HAC P01 BA;

- Measurement SW: DASY52, Version 52.8 (8); SEMCAD X Version 14.6.14 (7483)

Ch661/y (transversal) 4.2mm 50 x 50/ABM SNR(x,y,z) (13x13x1): Measurement grid:


dx=10mm, dy=10mm

ABM1/ABM2 = 29.82 dB

ABM1 comp = -14.38 dBA/m

BWC Factor = 0.02 dB

Location: -12.5, -20.8, 3.7 mm



0 dB = 30.97 = 29.82 dB

HAC_T-Coil_OTT VoIP_WCDMA Band II_HSPA_Ch9400_Z

Communication System: UID 10225 - CAB, UMTS-FDD (HSPA+); Frequency: 1880 MHz;Duty Cycle: 1:1

Medium: Air Medium parameters used: $\sigma = 0$ S/m, $\epsilon_r = 1$; $\rho = 0$ kg/m³

Ambient Temperature : 23.2 °C

DASY5 Configuration:

- Probe: AM1DV2 - 1048; ; Calibrated: 2021.02.22
- Sensor-Surface: 0mm (Fix Surface)
- Electronics: DAE4 Sn480; Calibrated: 2021.06.22
- Phantom: HAC Test Arch with AMCC; Type: SD HAC P01 BA;
- Measurement SW: DASY52, Version 52.8 (8); SEMCAD X Version 14.6.14 (7483)

Ch9400/z (axial) 4.2mm 50 x 50/ABM SNR(x,y,z) (13x13x1): Measurement grid:

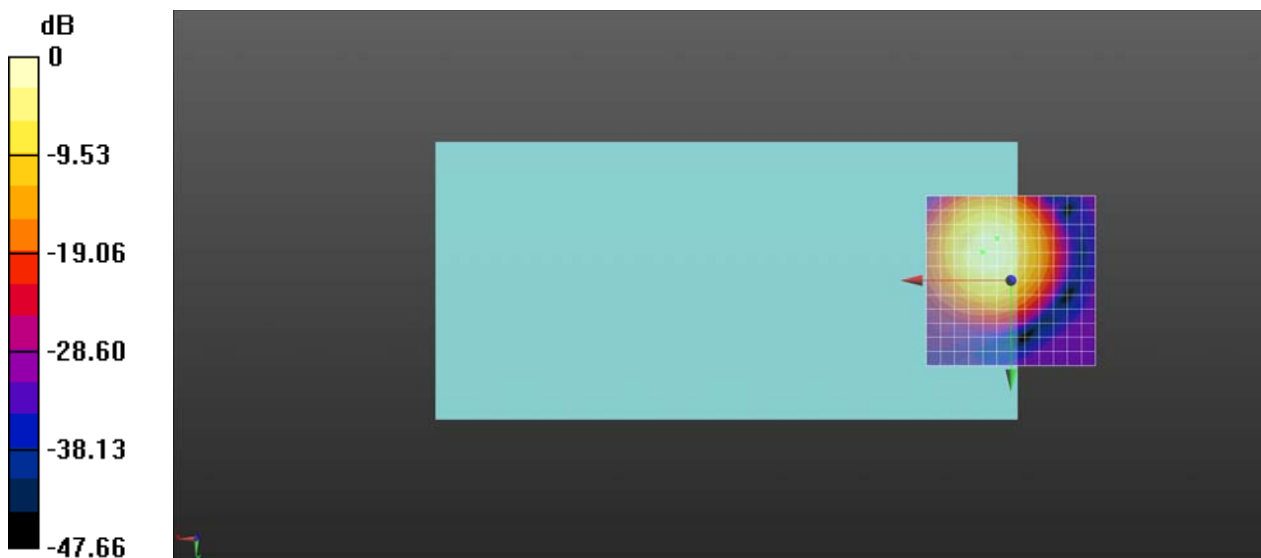
dx=10mm, dy=10mm

ABM1/ABM2 = 41.19 dB

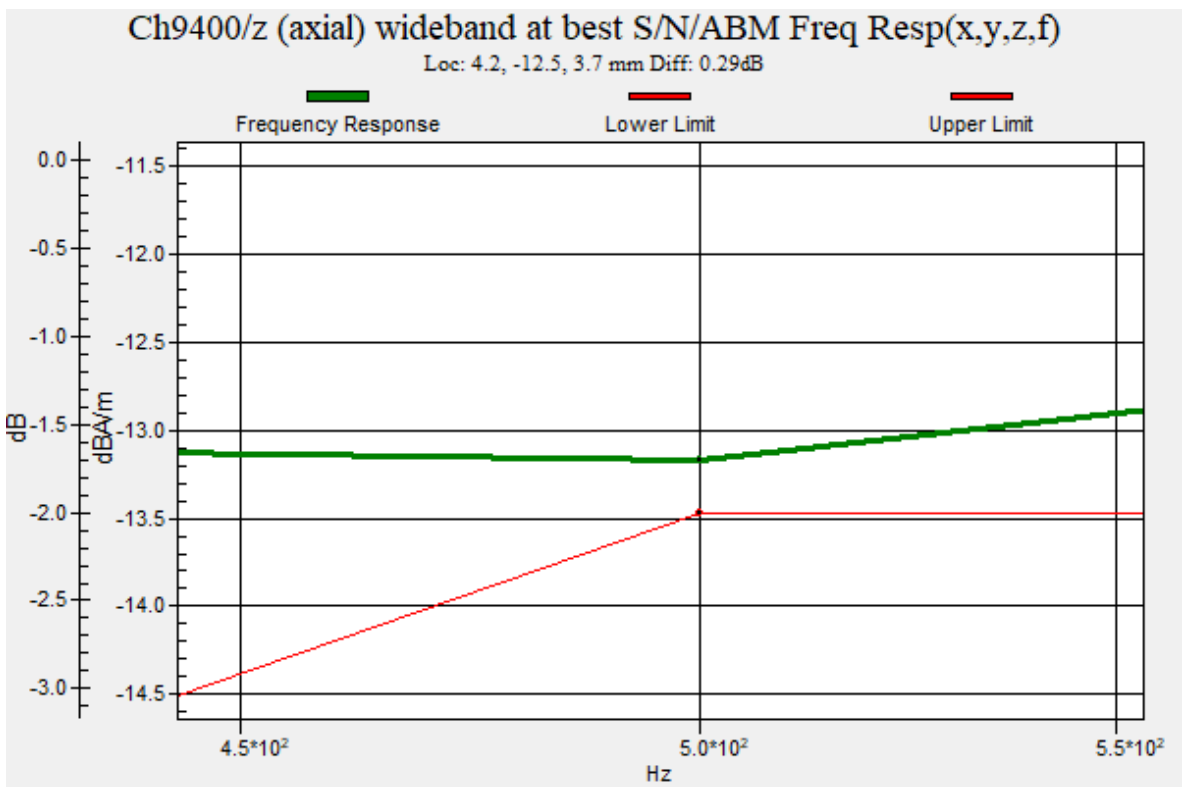
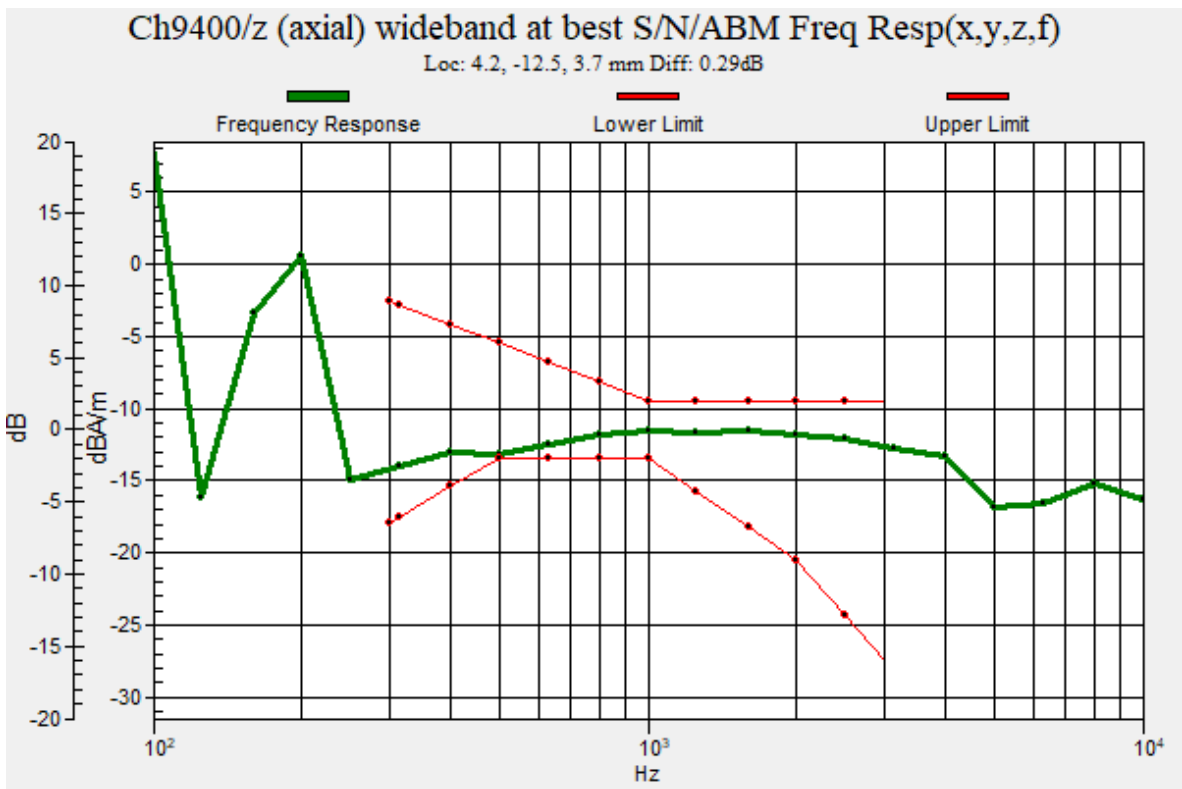
ABM1 comp = -12.48 dBA/m

BWC Factor = -0.01 dB

Location: 4.2, -12.5, 3.7 mm



0 dB = 114.68 = 41.19 dB



HAC_T-Coil_OTT VoIP_WCDMA Band II_HSPA_Ch9400_Y

Communication System: UID 10225 - CAB, UMTS-FDD (HSPA+); Frequency: 1880 MHz; Duty Cycle: 1:1

Medium: Air Medium parameters used: $\sigma = 0$ S/m, $\epsilon_r = 1$; $\rho = 0$ kg/m³

Ambient Temperature : 23.2 °C

DASY5 Configuration:

- Probe: AM1DV2 - 1048; ; Calibrated: 2021.02.22
- Sensor-Surface: 0mm (Fix Surface)
- Electronics: DAE4 Sn480; Calibrated: 2021.06.22
- Phantom: HAC Test Arch with AMCC; Type: SD HAC P01 BA;
- Measurement SW: DASY52, Version 52.8 (8); SEMCAD X Version 14.6.14 (7483)

Ch9400/y (transversal) 4.2mm 50 x 50/ABM SNR(x,y,z) (13x13x1): Measurement grid:


dx=10mm, dy=10mm

ABM1/ABM2 = 51.05 dB

ABM1 comp = -0.08 dBA/m

BWC Factor = -0.0019 dB

Location: 4.2, 0, 3.7 mm



0 dB = 356.86 = 51.05 dB

HAC_T-Coil_OTT VoIP_WCDMA Band IV_HSPA_Ch1413_Z

Communication System: UID 10225 - CAB, UMTS-FDD (HSPA+); Frequency: 1732.4 MHz; Duty Cycle: 1:1

Medium: Air Medium parameters used: $\sigma = 0$ S/m, $\epsilon_r = 1$; $\rho = 0$ kg/m³

Ambient Temperature : 23.2 °C

DASY5 Configuration:

- Probe: AM1DV2 - 1048; ; Calibrated: 2021.02.22
- Sensor-Surface: 0mm (Fix Surface)
- Electronics: DAE4 Sn480; Calibrated: 2021.06.22
- Phantom: HAC Test Arch with AMCC; Type: SD HAC P01 BA;
- Measurement SW: DASY52, Version 52.8 (8); SEMCAD X Version 14.6.14 (7483)

Ch1413/z (axial) 4.2mm 50 x 50/ABM SNR(x,y,z) (13x13x1): Measurement grid:


dx=10mm, dy=10mm

ABM1/ABM2 = 41.97 dB

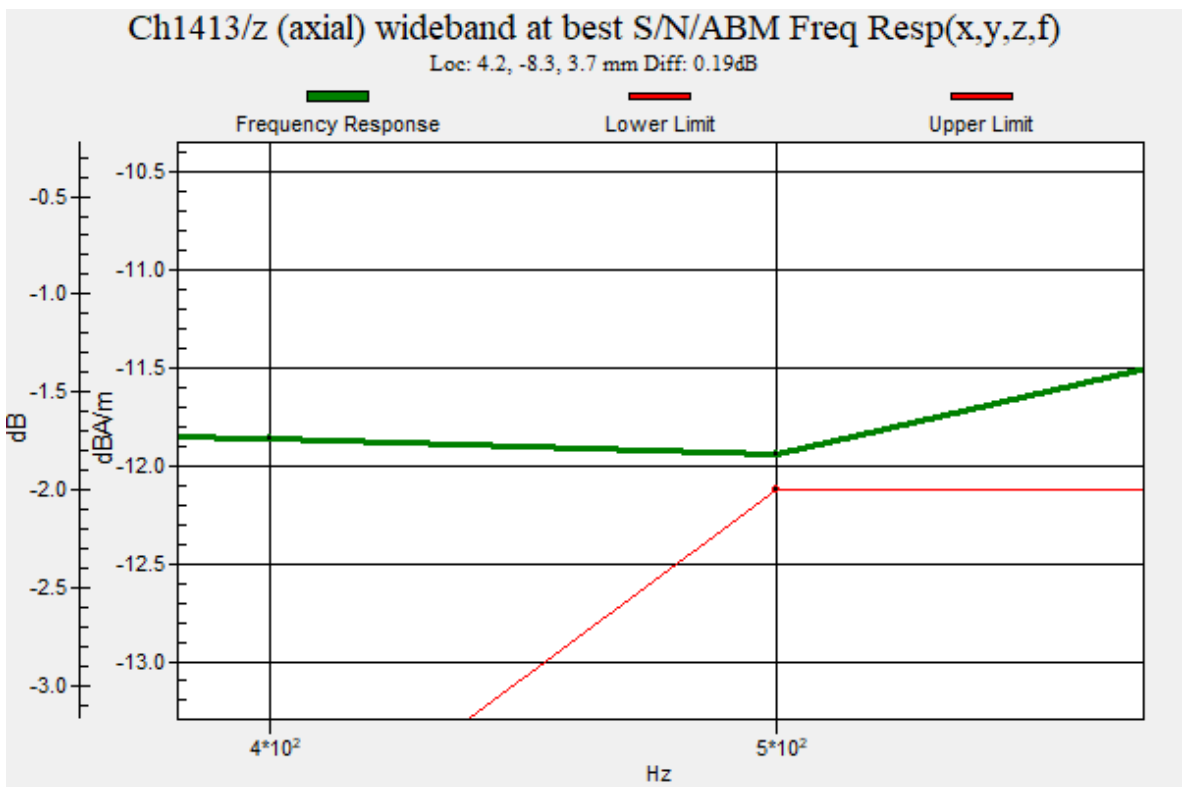
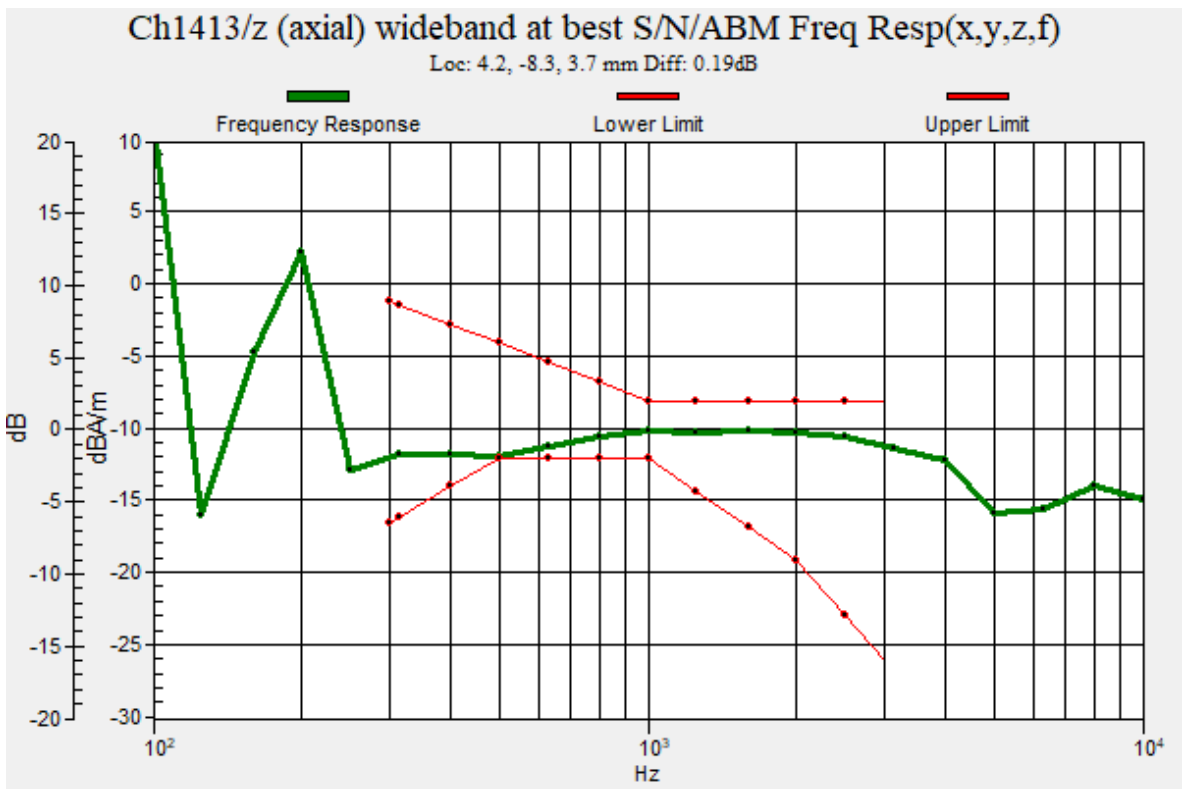
ABM1 comp = -11.20 dBA/m

BWC Factor = -0.01 dB

Location: 4.2, -8.3, 3.7 mm



0 dB = 125.46 = 41.97 dB



HAC_T-Coil_OTT VoIP_WCDMA Band IV_HSPA_Ch1413_Y

Communication System: UID 10225 - CAB, UMTS-FDD (HSPA+); Frequency: 1732.4 MHz; Duty Cycle: 1:1

Medium: Air Medium parameters used: $\sigma = 0$ S/m, $\epsilon_r = 1$; $\rho = 0$ kg/m³

Ambient Temperature : 23.2 °C

DASY5 Configuration:

- Probe: AM1DV2 - 1048; ; Calibrated: 2021.02.22
- Sensor-Surface: 0mm (Fix Surface)
- Electronics: DAE4 Sn480; Calibrated: 2021.06.22
- Phantom: HAC Test Arch with AMCC; Type: SD HAC P01 BA;
- Measurement SW: DASY52, Version 52.8 (8); SEMCAD X Version 14.6.14 (7483)

Ch1413/y (transversal) 4.2mm 50 x 50/ABM SNR(x,y,z) (13x13x1): Measurement grid:


dx=10mm, dy=10mm

ABM1/ABM2 = 50.58 dB

ABM1 comp = -0.06 dBA/m

BWC Factor = 0.0036 dB

Location: 4.2, 0, 3.7 mm



0 dB = 338.06 = 50.58 dB

HAC_T-Coil_OTT VoIP_WCDMA Band V_HSPA_Ch4182_Z

Communication System: UID 10225 - CAB, UMTS-FDD (HSPA+); Frequency: 836.4 MHz; Duty Cycle: 1:1

Medium: Air Medium parameters used: $\sigma = 0 \text{ S/m}$, $\epsilon_r = 1$; $\rho = 0 \text{ kg/m}^3$

Ambient Temperature : 23.2 °C

DASY5 Configuration:

- Probe: AM1DV2 - 1048; ; Calibrated: 2021.02.22
- Sensor-Surface: 0mm (Fix Surface)
- Electronics: DAE4 Sn480; Calibrated: 2021.06.22
- Phantom: HAC Test Arch with AMCC; Type: SD HAC P01 BA;
- Measurement SW: DASY52, Version 52.8 (8); SEMCAD X Version 14.6.14 (7483)

Ch4182/z (axial) 4.2mm 50 x 50/ABM SNR(x,y,z) (13x13x1): Measurement grid:


dx=10mm, dy=10mm

ABM1/ABM2 = 42.32 dB

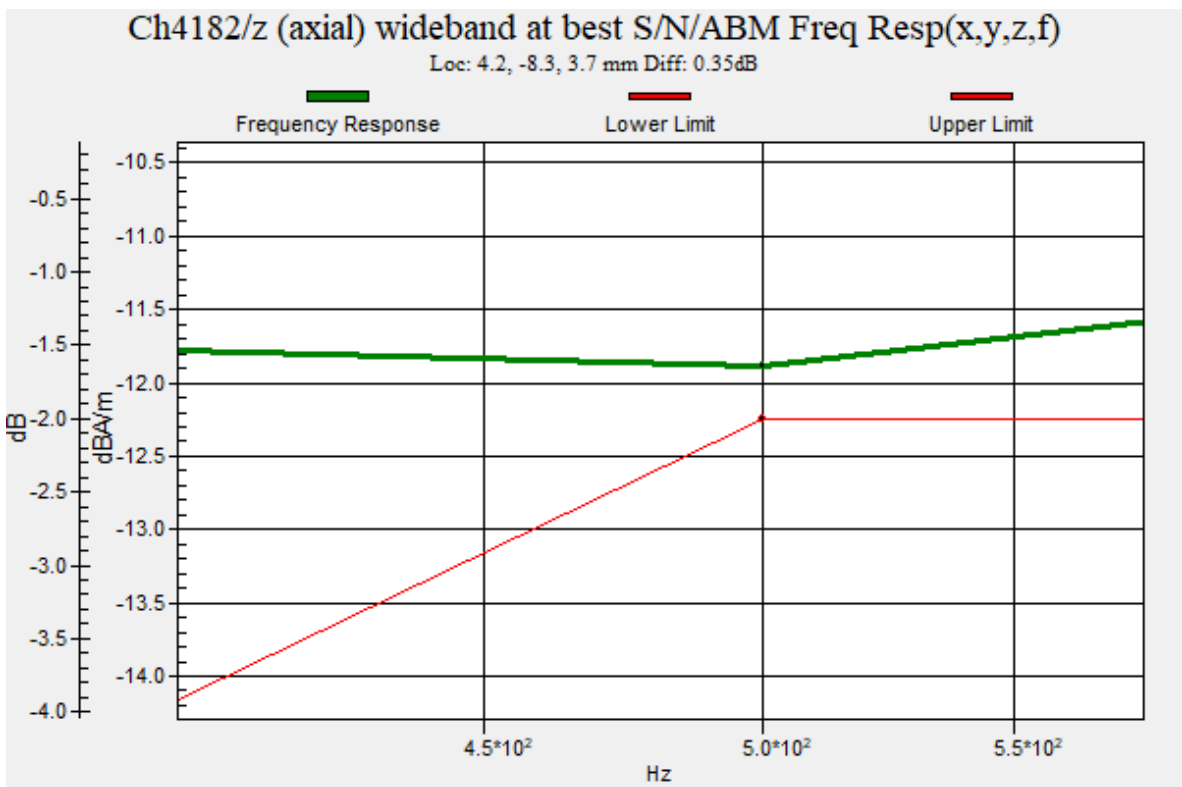
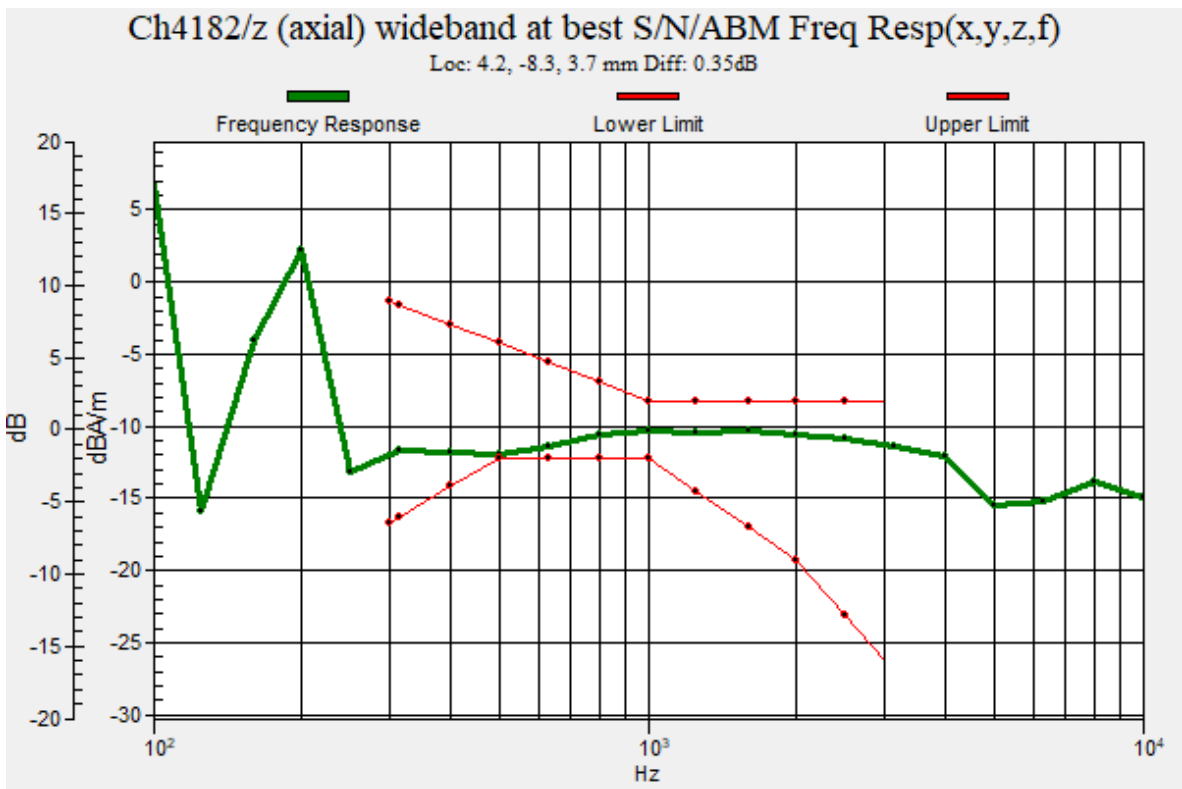
ABM1 comp = -11.24 dBA/m

BWC Factor = -0.01 dB

Location: 4.2, -8.3, 3.7 mm



0 dB = 130.62 = 42.32 dB



HAC_T-Coil_OTT VoIP_WCDMA Band V_HSPA_Ch4182_Y

Communication System: UID 10225 - CAB, UMTS-FDD (HSPA+); Frequency: 836.4 MHz; Duty Cycle: 1:1

Medium: Air Medium parameters used: $\sigma = 0$ S/m, $\epsilon_r = 1$; $\rho = 0$ kg/m³

Ambient Temperature : 23.2 °C

DASY5 Configuration:

- Probe: AM1DV2 - 1048; ; Calibrated: 2021.02.22
- Sensor-Surface: 0mm (Fix Surface)
- Electronics: DAE4 Sn480; Calibrated: 2021.06.22
- Phantom: HAC Test Arch with AMCC; Type: SD HAC P01 BA;
- Measurement SW: DASY52, Version 52.8 (8); SEMCAD X Version 14.6.14 (7483)

Ch4182/y (transversal) 4.2mm 50 x 50/ABM SNR(x,y,z) (13x13x1): Measurement grid:

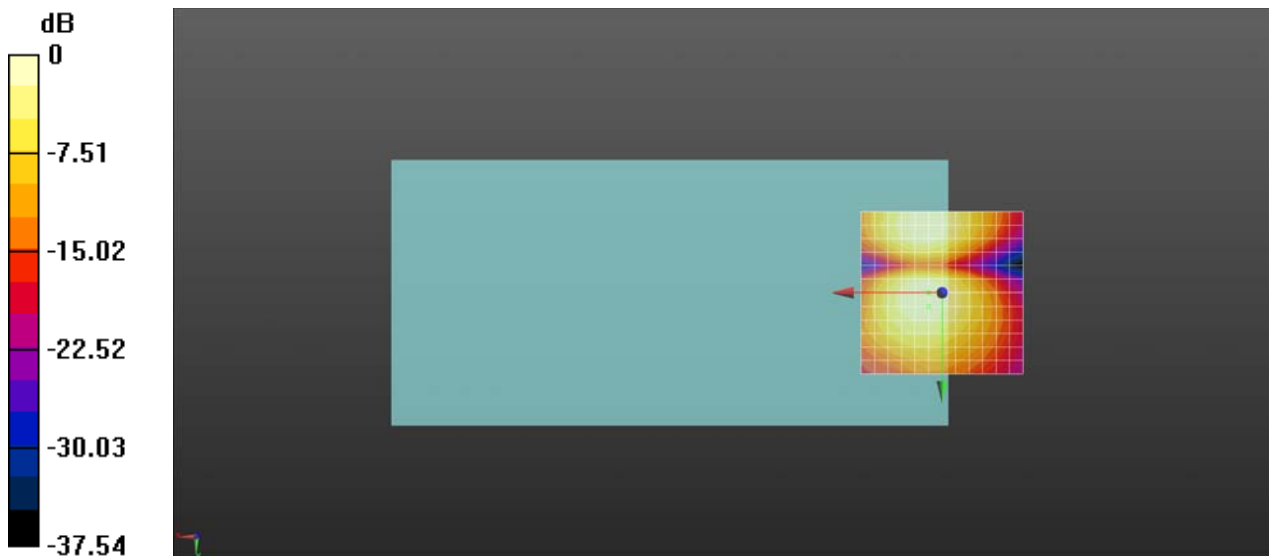
dx=10mm, dy=10mm

ABM1/ABM2 = 47.94 dB

ABM1 comp = -3.98 dBA/m

BWC Factor = -0.01 dB

Location: 4.2, 4.2, 3.7 mm



0 dB = 249.46 = 47.94 dB

HAC_T-Coil_OTT VoIP_CDMA2000 BC0_EVDO_Ch384_Z

Communication System: UID 10403- AAB, CDMA2000(1xEVDO); Frequency: 836.52 MHz;Duty Cycle: 1:1
Medium: Air Medium parameters used: $\sigma = 0$ S/m, $\epsilon_r = 1$; $\rho = 0$ kg/m³
Ambient Temperature : 23.2 °C

DASY5 Configuration:

- Probe: AM1DV2 - 1048; ; Calibrated: 2021.02.22
- Sensor-Surface: 0mm (Fix Surface)
- Electronics: DAE4 Sn480; Calibrated: 2021.06.22
- Phantom: HAC Test Arch with AMCC; Type: SD HAC P01 BA;
- Measurement SW: DASY52, Version 52.8 (8); SEMCAD X Version 14.6.14 (7483)

Ch384/z (axial) 4.2mm 50 x 50/ABM SNR(x,y,z) (13x13x1): Measurement grid:


dx=10mm, dy=10mm

ABM1/ABM2 = 46.19 dB

ABM1 comp = 9.72 dBA/m

BWC Factor = 0.0091 dB

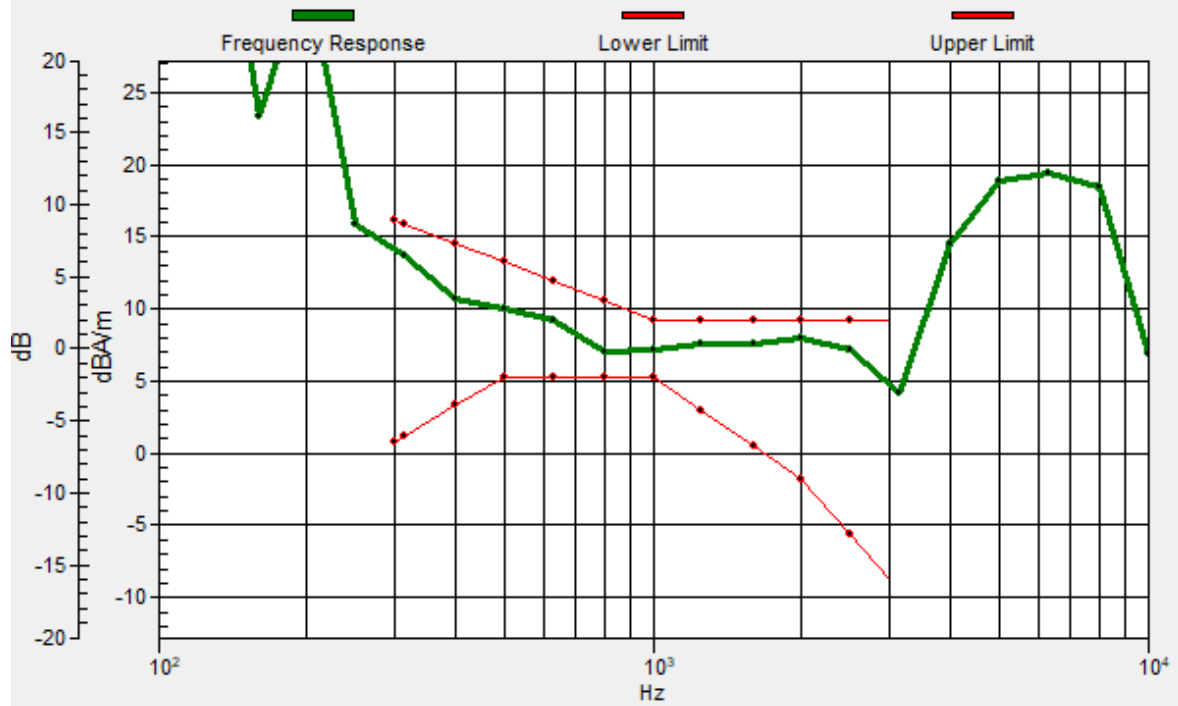
Location: 4.2, -8.3, 3.7 mm



0 dB = 203.94 = 46.19 dB

Ch384/z (axial) wideband at best S/N/ABM Freq Resp(x,y,z,f)

Loc: 4.2, -8.3, 3.7 mm Diff: 1.28dB



HAC_T-Coil_OTT VoIP_CDMA2000 BC0_EVDO_Ch384_Y

Communication System: UID 10403- AAB, CDMA2000(1xEVDO); Frequency: 836.52 MHz; Duty Cycle: 1:1
Medium: Air Medium parameters used: $\sigma = 0 \text{ S/m}$, $\epsilon_r = 1$; $\rho = 0 \text{ kg/m}^3$
Ambient Temperature : 23.2 °C

DASY5 Configuration:

- Probe: AM1DV2 - 1048; ; Calibrated: 2021.02.22
- Sensor-Surface: 0mm (Fix Surface)
- Electronics: DAE4 Sn480; Calibrated: 2021.06.22
- Phantom: HAC Test Arch with AMCC; Type: SD HAC P01 BA;
- Measurement SW: DASY52, Version 52.8 (8); SEMCAD X Version 14.6.14 (7483)

Ch384/y (transversal) 4.2mm 50 x 50/ABM SNR(x,y,z) (13x13x1): Measurement grid:


dx=10mm, dy=10mm

ABM1/ABM2 = 43.54 dB

ABM1 comp = 3.49 dBA/m

BWC Factor = 0.0091 dB

Location: 0, -25, 3.7 mm



0 dB = 150.31 = 43.54 dB

HAC_T-Coil_OTT VoIP_CDMA2000 BC1_EVDO_Ch600_Z

Communication System: UID 10403- AAB, CDMA2000(1xEVDO); Frequency: 1880 MHz;Duty Cycle: 1:1
Medium: Air Medium parameters used: $\sigma = 0$ S/m, $\epsilon_r = 1$; $\rho = 0$ kg/m³
Ambient Temperature : 23.2 °C

DASY5 Configuration:

- Probe: AM1DV2 - 1048; ; Calibrated: 2021.02.22
- Sensor-Surface: 0mm (Fix Surface)
- Electronics: DAE4 Sn480; Calibrated: 2021.06.22
- Phantom: HAC Test Arch with AMCC; Type: SD HAC P01 BA;
- Measurement SW: DASY52, Version 52.8 (8); SEMCAD X Version 14.6.14 (7483)

Ch600/z (axial) 4.2mm 50 x 50/ABM SNR(x,y,z) (13x13x1): Measurement grid:


dx=10mm, dy=10mm

ABM1/ABM2 = 46.20 dB

ABM1 comp = -3.24 dBA/m

BWC Factor = -0.02 dB

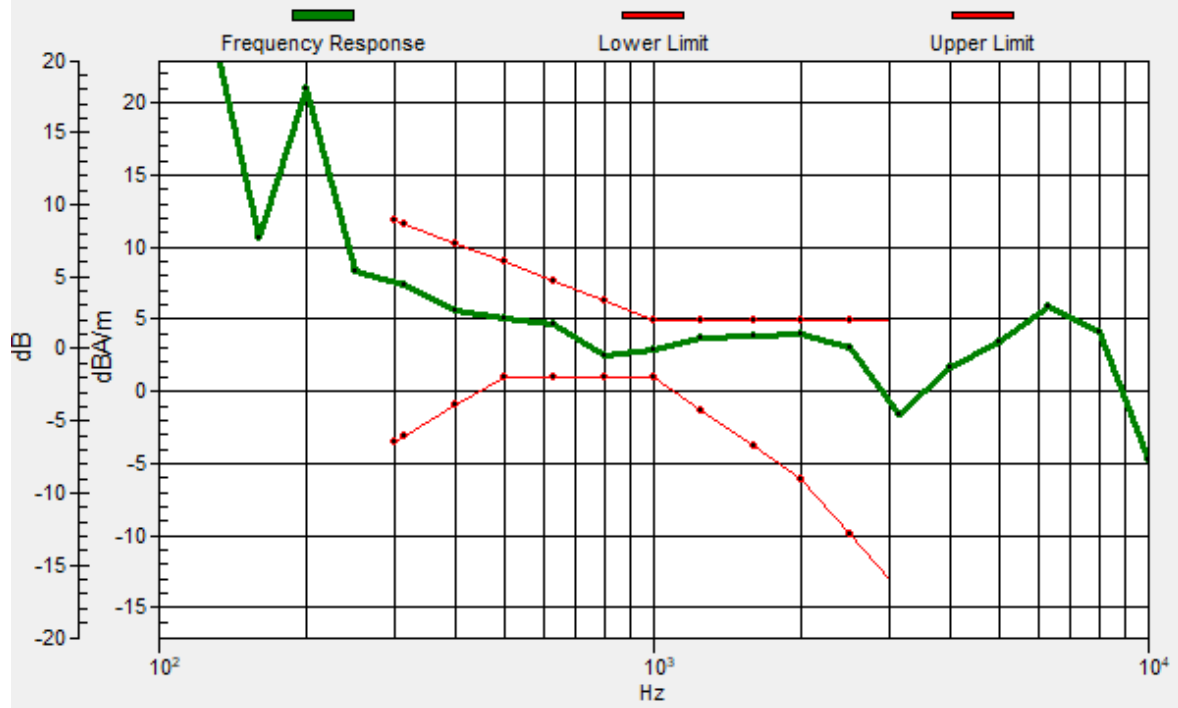
Location: 16.7, -12.5, 3.7 mm



0 dB = 204.17 = 46.20 dB

Ch600/z (axial) wideband at best S/N/ABM Freq Resp(x,y,z,f)

Loc: 16.7, -12.5, 3.7 mm Diff: 1.02dB



HAC_T-Coil_OTT VoIP_CDMA2000 BC1_EVDO_Ch600_Y

Communication System: UID 10403- AAB, CDMA2000(1xEVDO); Frequency: 1880 MHz;Duty Cycle: 1:1
Medium: Air Medium parameters used: $\sigma = 0$ S/m, $\epsilon_r = 1$; $\rho = 0$ kg/m³
Ambient Temperature : 23.2 °C

DASY5 Configuration:

- Probe: AM1DV2 - 1048; ; Calibrated: 2021.02.22
- Sensor-Surface: 0mm (Fix Surface)
- Electronics: DAE4 Sn480; Calibrated: 2021.06.22
- Phantom: HAC Test Arch with AMCC; Type: SD HAC P01 BA;
- Measurement SW: DASY52, Version 52.8 (8); SEMCAD X Version 14.6.14 (7483)

Ch600/y (transversal) 4.2mm 50 x 50/ABM SNR(x,y,z) (13x13x1): Measurement grid:


dx=10mm, dy=10mm

ABM1/ABM2 = 43.11 dB

ABM1 comp = -4.73 dBA/m

BWC Factor = -0.02 dB

Location: -4.2, -20.8, 3.7 mm



0 dB = 143.05 = 43.11 dB

HAC_T-Coil_OTT VoIP_CDMA2000 BC10_EVDO_Ch580_Z

Communication System: UID 10403- AAB, CDMA2000(1xEVDO); Frequency: 820.5 MHz;Duty Cycle: 1:1
Medium: Air Medium parameters used: $\sigma = 0 \text{ S/m}$, $\epsilon_r = 1$; $\rho = 0 \text{ kg/m}^3$
Ambient Temperature : 23.2 °C

DASY5 Configuration:

- Probe: AM1DV2 - 1048; ; Calibrated: 2021.02.22
- Sensor-Surface: 0mm (Fix Surface)
- Electronics: DAE4 Sn480; Calibrated: 2021.06.22
- Phantom: HAC Test Arch with AMCC; Type: SD HAC P01 BA;
- Measurement SW: DASY52, Version 52.8 (8); SEMCAD X Version 14.6.14 (7483)

Ch580/z (axial) 4.2mm 50 x 50/ABM SNR(x,y,z) (13x13x1): Measurement grid:


dx=10mm, dy=10mm

ABM1/ABM2 = 45.46 dB

ABM1 comp = 9.94 dBA/m

BWC Factor = 0.0062 dB

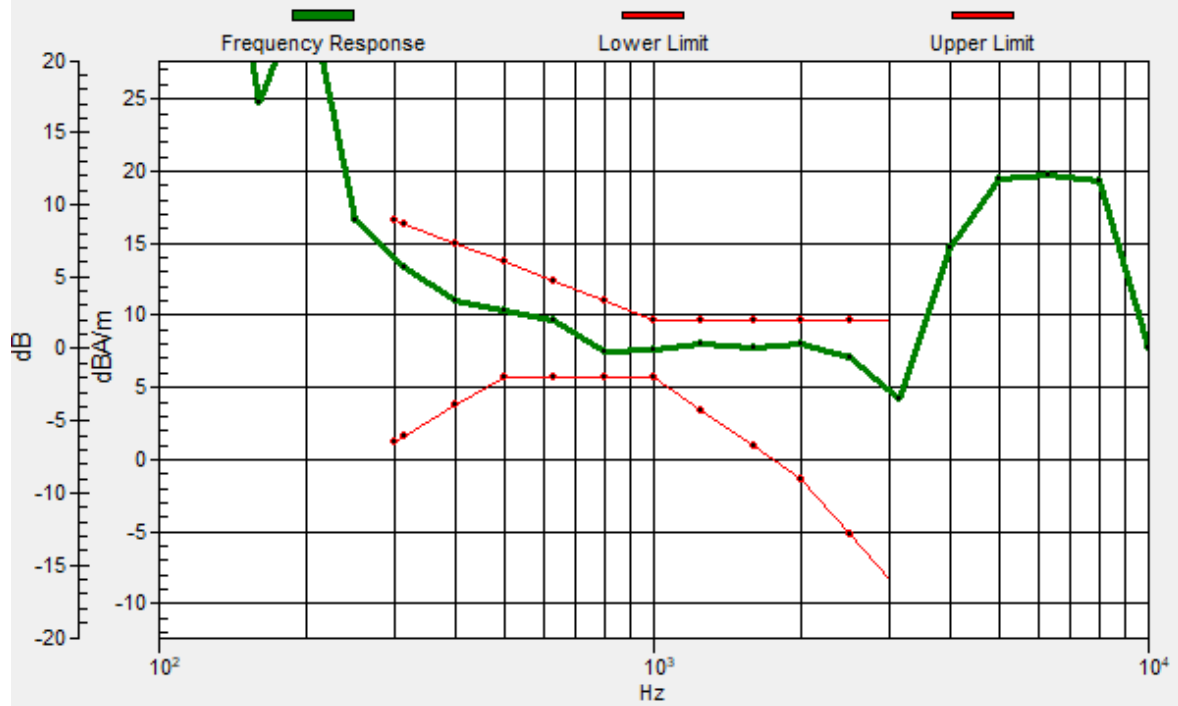
Location: 4.2, -8.3, 3.7 mm



0 dB = 187.50 = 45.46 dB

Ch580/z (axial) wideband at best S/N/ABM Freq Resp(x,y,z,f)

Loc: 4.2, -8.3, 3.7 mm Diff: 1.63dB



HAC_T-Coil_OTT VoIP_CDMA2000 BC10_EVDO_Ch580_Y

Communication System: UID 10403- AAB, CDMA2000(1xEVDO); Frequency: 820.5 MHz;Duty Cycle: 1:1
Medium: Air Medium parameters used: $\sigma = 0$ S/m, $\epsilon_r = 1$; $\rho = 0$ kg/m³
Ambient Temperature : 23.2 °C

DASY5 Configuration:

- Probe: AM1DV2 - 1048; ; Calibrated: 2021.02.22
- Sensor-Surface: 0mm (Fix Surface)
- Electronics: DAE4 Sn480; Calibrated: 2021.06.22
- Phantom: HAC Test Arch with AMCC; Type: SD HAC P01 BA;
- Measurement SW: DASY52, Version 52.8 (8); SEMCAD X Version 14.6.14 (7483)

Ch580/y (transversal) 4.2mm 50 x 50/ABM SNR(x,y,z) (13x13x1): Measurement grid:


dx=10mm, dy=10mm

ABM1/ABM2 = 45.43 dB

ABM1 comp = -1.02 dBA/m

BWC Factor = 0.0062 dB

Location: 0, -20.8, 3.7 mm



HAC_T-Coil_VoIP_LTE Band 2_20MHz_QPSK_1RB_0offset_12.2Kbps_Ch18900_Z

Communication System: UID 10169 - CAB, LTE-FDD (SC-FDMA, 1 RB, 20 MHz, QPSK);

Frequency: 1880 MHz; Duty Cycle: 1:1

Medium: Air Medium parameters used: $\sigma = 0$ S/m, $\epsilon_r = 1$; $\rho = 0$ kg/m³

Ambient Temperature : 23.2 °C

DASY5 Configuration:

- Probe: AM1DV2 - 1048; ; Calibrated: 2021.02.22

- Sensor-Surface: 0mm (Fix Surface)

- Electronics: DAE4 Sn480; Calibrated: 2021.06.22

- Phantom: HAC Test Arch with AMCC; Type: SD HAC P01 BA;

- Measurement SW: DASY52, Version 52.8 (8); SEMCAD X Version 14.6.14 (7483)

Ch18900/z (axial) 4.2mm 50 x 50/ABM SNR(x,y,z) (13x13x1): Measurement grid:


dx=10mm, dy=10mm

ABM1/ABM2 = 40.38 dB

ABM1 comp = -7.08 dBA/m

BWC Factor = -0.0014 dB

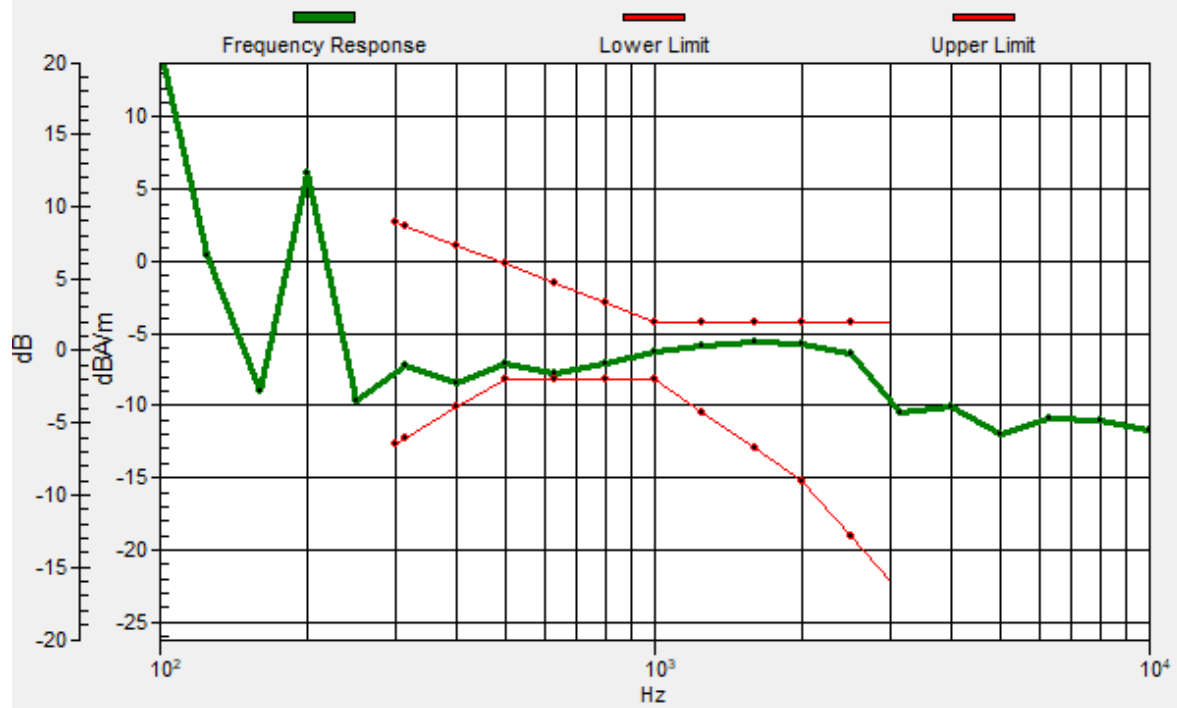
Location: 4.2, -8.3, 3.7 mm



0 dB = 104.47 = 40.38 dB

Ch18900/z (axial) wideband at best S/N/ABM Freq Resp(x,y,z,f)

Loc: 4.2, -8.3, 3.7 mm Diff: 0.46dB



HAC_T-Coil_VoIP_LTE Band 2_20MHz_QPSK_1RB_0offset_12.2Kbps_Ch18900_Y

Communication System: UID 10169 - CAB, LTE-FDD (SC-FDMA, 1 RB, 20 MHz, QPSK);

Frequency: 1880 MHz; Duty Cycle: 1:1

Medium: Air Medium parameters used: $\sigma = 0$ S/m, $\epsilon_r = 1$; $\rho = 0$ kg/m³

Ambient Temperature : 23.2 °C

DASY5 Configuration:

- Probe: AM1DV2 - 1048; ; Calibrated: 2021.02.22

- Sensor-Surface: 0mm (Fix Surface)

- Electronics: DAE4 Sn480; Calibrated: 2021.06.22

- Phantom: HAC Test Arch with AMCC; Type: SD HAC P01 BA;

- Measurement SW: DASY52, Version 52.8 (8); SEMCAD X Version 14.6.14 (7483)

Ch18900/y (transversal) 4.2mm 50 x 50/ABM SNR(x,y,z) (13x13x1): Measurement


grid: dx=10mm, dy=10mm

ABM1/ABM2 = 36.30 dB

ABM1 comp = -13.29 dBA/m

BWC Factor = -0.0014 dB

Location: 4.2, 0, 3.7 mm



0 dB = 65.31 = 36.30 dB

HAC_T-Coil_VoIP_LTE Band 5_10MHz_QPSK_1RB_0offset_12.2Kbps_Ch20525_Z

Communication System: UID 10175 - CAB, LTE-FDD (SC-FDMA, 1 RB, 10 MHz, QPSK);

Frequency: 836.5 MHz; Duty Cycle: 1:1

Medium: Air Medium parameters used: $\sigma = 0$ S/m, $\epsilon_r = 1$; $\rho = 0$ kg/m³

Ambient Temperature : 23.2 °C

DASY5 Configuration:

- Probe: AM1DV2 - 1048; ; Calibrated: 2021.02.22

- Sensor-Surface: 0mm (Fix Surface)

- Electronics: DAE4 Sn480; Calibrated: 2021.06.22

- Phantom: HAC Test Arch with AMCC; Type: SD HAC P01 BA;

- Measurement SW: DASY52, Version 52.8 (8); SEMCAD X Version 14.6.14 (7483)

Ch20525/z (axial) 4.2mm 50 x 50/ABM SNR(x,y,z) (13x13x1): Measurement grid:


dx=10mm, dy=10mm

ABM1/ABM2 = 39.52 dB

ABM1 comp = -11.56 dBA/m

BWC Factor = -0.01 dB

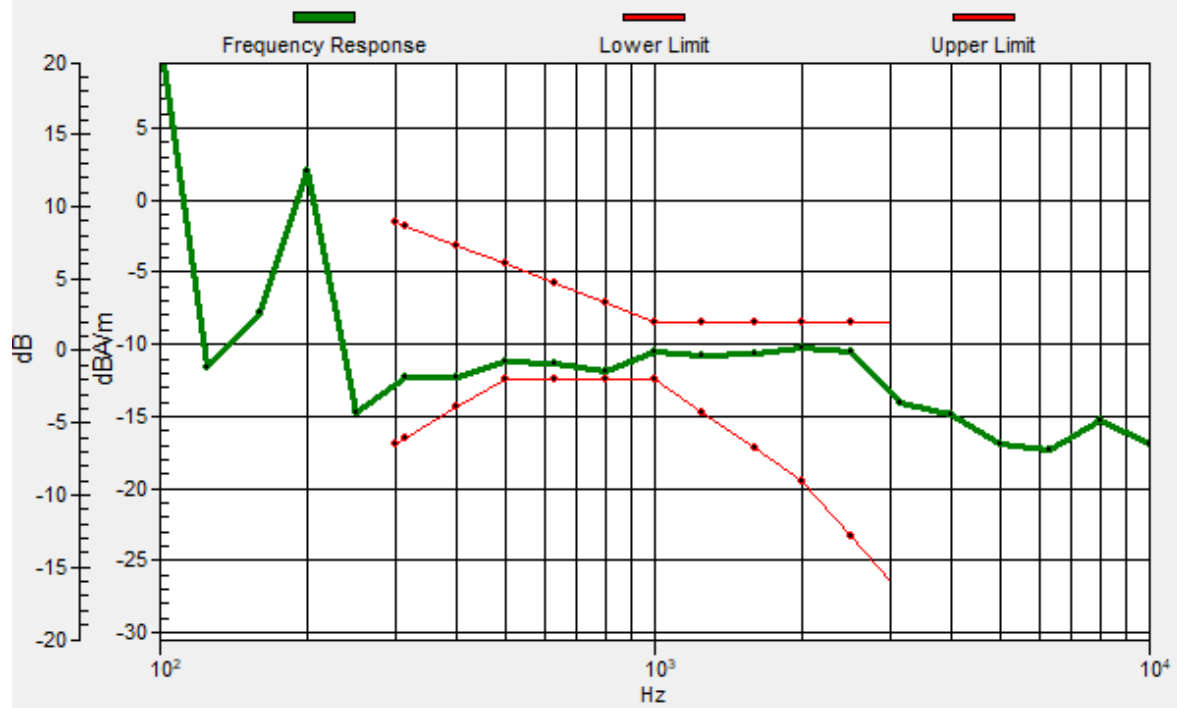
Location: 4.2, -8.3, 3.7 mm



0 dB = 94.62 = 39.52 dB

Ch20525/z (axial) wideband at best S/N/ABM Freq Resp(x,y,z,f)

Loc: 4.2, -8.3, 3.7 mm Diff: 0.6dB



HAC_T-Coil_VoIP_LTE Band 5_10MHz_QPSK_1RB_0offset_12.2Kbps_Ch20525_Y

Communication System: UID 10175 - CAB, LTE-FDD (SC-FDMA, 1 RB, 10 MHz, QPSK);

Frequency: 836.5 MHz; Duty Cycle: 1:1

Medium: Air Medium parameters used: $\sigma = 0$ S/m, $\epsilon_r = 1$; $\rho = 0$ kg/m³

Ambient Temperature : 23.2 °C

DASY5 Configuration:

- Probe: AM1DV2 - 1048; ; Calibrated: 2021.02.22

- Sensor-Surface: 0mm (Fix Surface)

- Electronics: DAE4 Sn480; Calibrated: 2021.06.22

- Phantom: HAC Test Arch with AMCC; Type: SD HAC P01 BA;

- Measurement SW: DASY52, Version 52.8 (8); SEMCAD X Version 14.6.14 (7483)

Ch20525/y (transversal) 4.2mm 50 x 50/ABM SNR(x,y,z) (13x13x1): Measurement


grid: dx=10mm, dy=10mm

ABM1/ABM2 = 50.63 dB

ABM1 comp = -2.31 dBA/m

BWC Factor = -0.02 dB

Location: 0, -20.8, 3.7 mm



0 dB = 340.02 = 50.63 dB

HAC_T-Coil_VoIP_LTE Band 41_20MHz_QPSK_1RB_0offset_12.2Kbps_Ch40620_Z

Communication System: UID 10172 - CAB, LTE-TDD (SC-FDMA, 1 RB, 20 MHz, QPSK);

Frequency: 2593 MHz; Duty Cycle: 1:1

Medium: Air Medium parameters used: $\sigma = 0$ S/m, $\epsilon_r = 1$; $\rho = 0$ kg/m³

Ambient Temperature : 23.2 °C

DASY5 Configuration:

- Probe: AM1DV2 - 1048; ; Calibrated: 2021.02.22

- Sensor-Surface: 0mm (Fix Surface)

- Electronics: DAE4 Sn480; Calibrated: 2021.06.22

- Phantom: HAC Test Arch with AMCC; Type: SD HAC P01 BA;

- Measurement SW: DASY52, Version 52.8 (8); SEMCAD X Version 14.6.14 (7483)

Ch40620/z (axial) 4.2mm 50 x 50/ABM SNR(x,y,z) (13x13x1): Measurement grid:

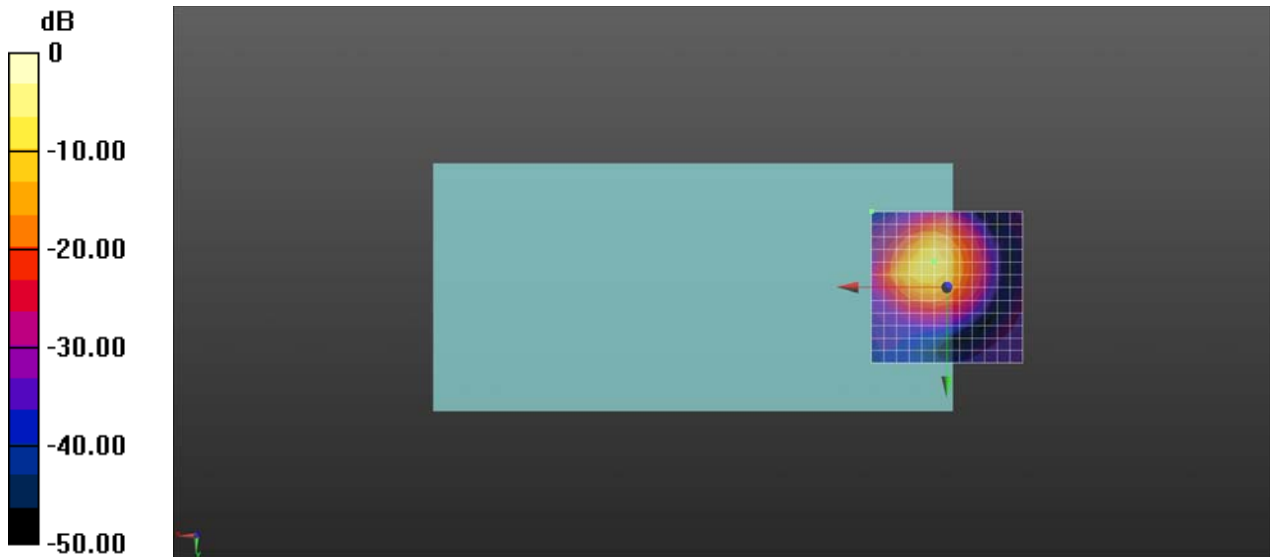
dx=10mm, dy=10mm

ABM1/ABM2 = 26.04 dB

ABM1 comp = -11.57 dBA/m

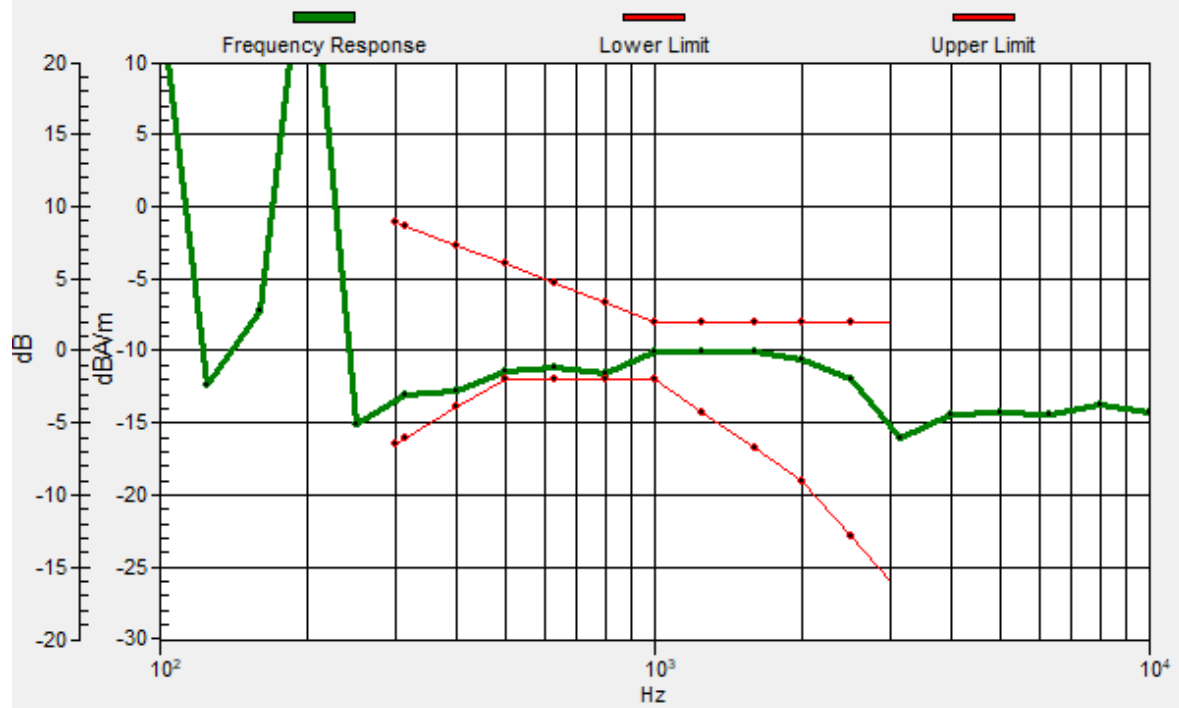
BWC Factor = -0.01 dB

Location: 4.2, -8.3, 3.7 mm



Ch40620/z (axial) wideband at best S/N/ABM Freq Resp(x,y,z,f)

Loc: 4.2, -8.3, 3.7 mm Diff: 0.48dB



HAC_T-Coil_VoIP_LTE Band 41_20MHz_QPSK_1RB_0offset_12.2Kbps_Ch40620_Y

Communication System: UID 10172 - CAB, LTE-TDD (SC-FDMA, 1 RB, 20 MHz, QPSK);

Frequency: 2593 MHz; Duty Cycle: 1:1

Medium: Air Medium parameters used: $\sigma = 0$ S/m, $\epsilon_r = 1$; $\rho = 0$ kg/m³

Ambient Temperature : 23.2 °C

DASY5 Configuration:

- Probe: AM1DV2 - 1048; ; Calibrated: 2021.02.22

- Sensor-Surface: 0mm (Fix Surface)

- Electronics: DAE4 Sn480; Calibrated: 2021.06.22

- Phantom: HAC Test Arch with AMCC; Type: SD HAC P01 BA;

- Measurement SW: DASY52, Version 52.8 (8); SEMCAD X Version 14.6.14 (7483)

Ch40620/y (transversal) 4.2mm 50 x 50/ABM SNR(x,y,z) (13x13x1): Measurement


grid: dx=10mm, dy=10mm

ABM1/ABM2 = 40.42 dB

ABM1 comp = -9.83 dBA/m

BWC Factor = -0.0078 dB

Location: -8.3, -25, 3.7 mm



HAC_T-Coil_VoIP_LTE Band 48_20MHz_QPSK_1RB_0offset_12.2Kbps_Ch55990_Z

Communication System: UID 10172 - CAB, LTE-TDD (SC-FDMA, 1 RB, 20 MHz, QPSK);

Frequency: 3625 MHz; Duty Cycle: 1:1

Medium: Air Medium parameters used: $\sigma = 0$ S/m, $\epsilon_r = 1$; $\rho = 0$ kg/m³

Ambient Temperature : 23.2 °C

DASY5 Configuration:

- Probe: AM1DV2 - 1048; ; Calibrated: 2021.02.22
- Sensor-Surface: 0mm (Fix Surface)
- Electronics: DAE4 Sn480; Calibrated: 2021.06.22
- Phantom: HAC Test Arch with AMCC; Type: SD HAC P01 BA;
- Measurement SW: DASY52, Version 52.8 (8); SEMCAD X Version 14.6.14 (7483)

Ch55990/z (axial) 4.2mm 50 x 50/ABM SNR(x,y,z) (13x13x1): Measurement grid:


dx=10mm, dy=10mm

ABM1/ABM2 = 25.91 dB

ABM1 comp = -11.63 dBA/m

BWC Factor = -0.01 dB

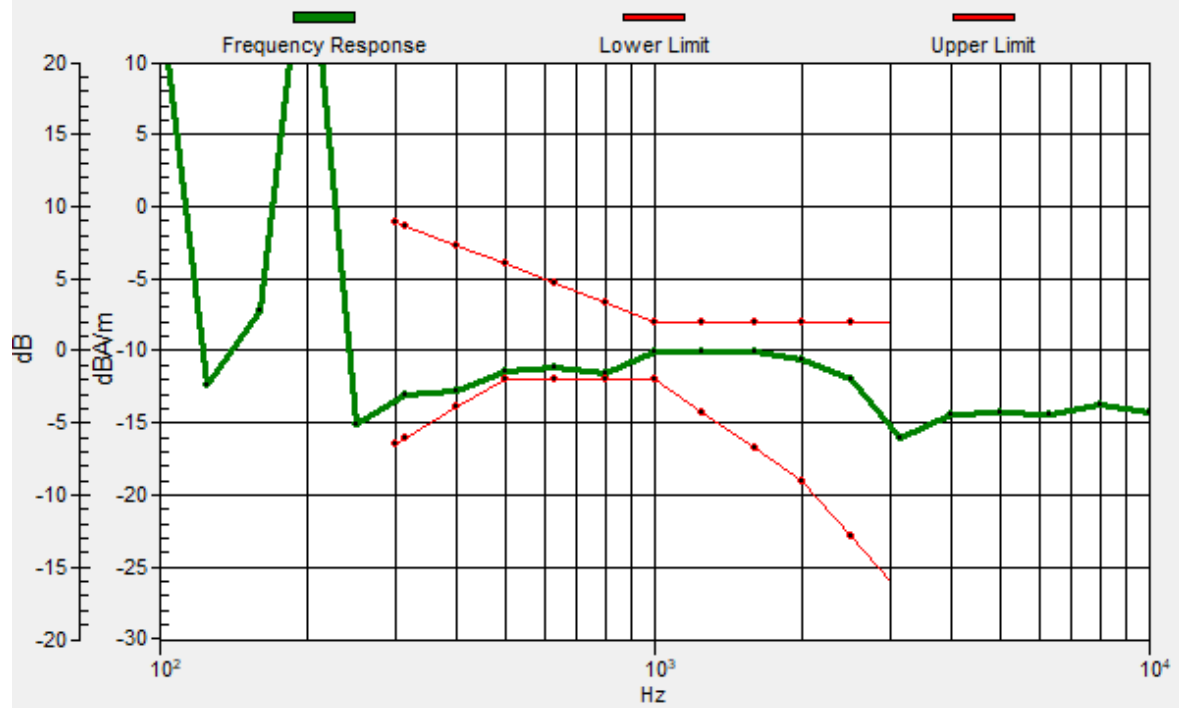
Location: 4.2, -8.3, 3.7 mm



0 dB = 19.75 = 25.91 dB

Ch40620/z (axial) wideband at best S/N/ABM Freq Resp(x,y,z,f)

Loc: 4.2, -8.3, 3.7 mm Diff: 0.48dB



HAC_T-Coil_VoIP_LTE Band 48_20MHz_QPSK_1RB_0offset_12.2Kbps_Ch55990_Y

Communication System: UID 10172 - CAB, LTE-TDD (SC-FDMA, 1 RB, 20 MHz, QPSK);

Frequency: 3625 MHz; Duty Cycle: 1:1

Medium: Air Medium parameters used: $\sigma = 0$ S/m, $\epsilon_r = 1$; $\rho = 0$ kg/m³

Ambient Temperature : 23.2 °C

DASY5 Configuration:

- Probe: AM1DV2 - 1048; ; Calibrated: 2021.02.22

- Sensor-Surface: 0mm (Fix Surface)

- Electronics: DAE4 Sn480; Calibrated: 2021.06.22

- Phantom: HAC Test Arch with AMCC; Type: SD HAC P01 BA;

- Measurement SW: DASY52, Version 52.8 (8); SEMCAD X Version 14.6.14 (7483)

Ch55990/y (transversal) 4.2mm 50 x 50/ABM SNR(x,y,z) (13x13x1): Measurement grid:


dx=10mm, dy=10mm

ABM1/ABM2 = 40.31 dB

ABM1 comp = -6.13 dBA/m

BWC Factor = -0.0078 dB

Location: -8.3, -25, 3.7 mm



0 dB = 103.63 = 40.31 dB