

**APPENDIX A – TEST DATA OF CONDUCTED EMISSION**

**LTE Band 2**

**1 RF Power Output**

Modulation	Carrier frequency (MHz)	UL Channel	BW	RB Size	RB Offset	Conducted power (dBm)
QPSK	1850.7	18607	1.4	1	0	22.50
				1	2	22.79
				1	5	22.45
				3	0	22.67
				3	1	22.30
				3	3	22.60
				6	0	21.70
	1880	18900		1	0	22.45
				1	2	22.58
				1	5	22.61
				3	0	22.63
				3	1	22.29
				3	3	22.58
				6	0	21.66
	1909.3	19193		1	0	22.21
				1	2	22.49
				1	5	22.34
				3	0	22.39
				3	1	22.27
				3	3	22.28
				6	0	21.35
16QAM	1850.7	18607	1	0	21.60	
			1	2	21.89	
			1	5	21.83	
			3	0	21.82	
			3	1	21.69	
			3	3	21.52	
			6	0	20.64	
	1880	18900	1	0	21.94	
			1	2	21.99	
			1	5	21.77	
			3	0	21.86	
			3	1	21.48	
			3	3	21.56	
			6	0	20.56	
	1909.3	19193	1	0	21.89	
			1	2	22.19	
			1	5	21.09	
			3	0	21.48	
			3	1	21.41	
			3	3	21.39	
			6	0	20.27	

Modulation	Carrier frequency (MHz)	UL Channel	BW	RB Size	RB Offset	Conducted power (dBm)
64QAM	1850.7	18607	1.4	1	0	20.52
				1	2	20.79
				1	5	20.78
				3	0	20.73
				3	1	20.67
				3	3	20.48
	6	0		19.62		
	1	0		20.87		
	1	2		20.93		
	1	5		20.74		
	3	0		20.83		
	3	1		20.39		
	3	3		20.47		
	6	0		19.49		
	1	0		20.79		
	1	2		21.10		
	1	5		20.02		
	256QAM	1850.7		18607	3	0
3			1		20.35	
3			3		20.31	
6			0		19.25	
1			0		17.52	
1			2		17.81	
1		5	17.8			
3		0	17.73			
3		1	17.61			
3		3	17.49			
6		0	17.59			
1		0	17.87			
1		2	17.92			
1		5	17.67			
3		0	17.79			
3		1	17.46			
3		3	17.54			
6		0	17.54			
1	0	17.79				
1	2	18.16				
1	5	17.01				
3	0	17.46				
3	1	17.38				
3	3	17.34				
6	0	17.19				

Modulation	Carrier frequency (MHz)	UL Channel	BW	RB Size	RB Offset	Conducted power (dBm)
QPSK	1851.5	18615	3	1	8	23.05
				1	14	22.79
				1	0	22.76
				8	0	22.04
				8	4	21.92
				8	7	21.85
				15	0	21.95
	1880	18900		1	8	22.88
				1	14	22.77
				1	0	22.69
				8	0	21.91
				8	4	22.02
				8	7	21.84
				15	0	21.88
	1908.5	19185		1	8	22.68
1			14	22.45		
1			0	22.73		
8			0	21.73		
8			4	21.83		
8			7	21.45		
15			0	21.73		
16QAM	1851.5	18615	1	8	22.15	
			1	14	22.11	
			1	0	21.89	
			8	0	20.84	
			8	4	21.10	
			8	7	20.93	
			15	0	20.89	
	1880	18900	1	8	22.19	
			1	14	22.03	
			1	0	21.88	
			8	0	20.94	
			8	4	20.98	
			8	7	20.85	
			15	0	20.80	
	1908.5	19185	1	8	21.83	
1			14	22.13		
1			0	21.97		
8			0	20.65		
8			4	20.77		
8			7	20.42		
15			0	20.66		

Modulation	Carrier frequency (MHz)	UL Channel	BW	RB Size	RB Offset	Conducted power (dBm)
64QAM	1851.5	18615	3	1	8	21.06
				1	14	21.03
				1	0	20.81
				8	0	19.81
				8	4	20.03
				8	7	19.85
	1880	18900		15	0	19.84
				1	8	21.12
				1	14	20.94
				1	0	20.78
				8	0	19.87
				8	4	19.90
	1908.5	19185		8	7	19.78
				15	0	19.73
				1	8	20.79
				1	14	21.03
				1	0	20.87
				8	0	19.57
256QAM	1851.5	18615	8	4	19.72	
			8	7	19.37	
			15	0	19.62	
			1	8	18.12	
			1	14	18.05	
			1	0	17.86	
	1880	18900	8	0	17.74	
			8	4	18.03	
			8	7	17.84	
			15	0	17.87	
			1	8	18.12	
			1	14	17.99	
	1908.5	19185	1	0	17.84	
			8	0	17.87	
			8	4	17.89	
			8	7	17.79	
			15	0	17.71	
			1	8	17.80	
			1	14	18.03	
			1	0	17.93	
			8	0	17.62	
			8	4	17.71	
			8	7	17.37	
			15	0	17.62	

Modulation	Carrier frequency (MHz)	UL Channel	BW	RB Size	RB Offset	Conducted power (dBm)
QPSK	1852.5	18625	5	1	0	22.84
				1	12	22.72
				1	24	22.55
				12	6	21.98
				12	0	21.97
				12	13	21.75
	1880	18900		25	0	22.02
				1	0	22.84
				1	12	22.68
				1	24	22.53
				12	6	21.78
				12	0	21.80
	1907.5	19175		12	13	21.81
				25	0	21.80
				1	0	22.58
				1	12	22.43
				1	24	22.53
				12	6	21.72
16QAM	1852.5	18625	12	0	21.58	
			12	13	21.60	
			25	0	21.67	
			1	0	21.88	
			1	12	21.97	
			1	24	21.78	
	1880	18900	12	6	21.10	
			12	0	21.05	
			12	13	20.98	
			25	0	20.92	
			1	0	22.46	
			1	12	21.96	
	1907.5	19175	1	24	22.36	
			12	6	20.96	
			12	0	20.83	
			12	13	20.95	
			25	0	20.87	
			1	0	22.07	
			1	12	22.35	
			1	24	21.60	
			12	6	20.75	
			12	0	20.74	
			12	13	20.54	
			25	0	20.64	

Modulation	Carrier frequency (MHz)	UL Channel	BW	RB Size	RB Offset	Conducted power (dBm)
64QAM	1852.5	18625	5	1	0	20.80
				1	12	20.89
				1	24	20.72
				12	6	20.03
				12	0	20.00
				12	13	19.94
	25	0		19.84		
	1880	18900		1	0	21.42
				1	12	20.86
				1	24	21.29
				12	6	19.94
				12	0	19.78
				12	13	19.92
	1907.5	19175		25	0	19.78
				1	0	21.04
				1	12	21.33
				1	24	20.58
				12	6	19.71
12			0	19.71		
256QAM	1852.5	18625	12	13	19.49	
			25	0	19.58	
			1	0	17.83	
			1	12	17.90	
			1	24	17.71	
			12	6	18.03	
	1880	18900	12	0	17.97	
			12	13	17.91	
			25	0	17.88	
			1	0	18.43	
			1	12	17.93	
			1	24	18.29	
	1907.5	19175	12	6	17.92	
			12	0	17.73	
			12	13	17.86	
			25	0	17.85	
			1	0	18.02	
			1	12	18.32	
		1	24	17.54		
		12	6	17.71		
		12	0	17.67		
		12	13	17.48		
		25	0	17.59		

Modulation	Carrier frequency (MHz)	UL Channel	BW	RB Size	RB Offset	Conducted power (dBm)
QPSK	1855	18650	10	1	49	22.81
				1	0	22.58
				1	24	22.47
				25	12	21.92
				25	0	21.79
				25	25	21.80
	1880	18900		50	0	21.89
				1	49	22.99
				1	0	22.57
				1	24	22.44
				25	12	21.86
				25	0	21.72
	1905	19150		25	25	21.75
				50	0	21.76
				1	49	22.70
				1	0	22.41
				1	24	22.55
				25	12	21.70
16QAM	1855	18650	25	0	21.56	
			25	25	21.56	
			50	0	21.54	
			1	49	22.10	
			1	0	22.47	
			1	24	22.39	
	1880	18900	25	12	20.92	
			25	0	20.88	
			25	25	20.75	
			50	0	20.97	
			1	49	22.41	
			1	0	22.03	
	1905	19150	1	24	22.00	
			25	12	20.87	
			25	0	20.81	
			25	25	20.82	
			50	0	20.82	
			1	49	21.64	
			1	0	21.98	
			1	24	21.84	
			25	12	20.64	
			25	0	20.63	
			25	25	20.54	
			50	0	20.64	

Modulation	Carrier frequency (MHz)	UL Channel	BW	RB Size	RB Offset	Conducted power (dBm)
64QAM	1855	18650	10	1	49	21.03
				1	0	21.42
				1	24	21.29
				25	12	19.85
				25	0	19.80
				25	25	19.69
	50	0		19.95		
	1	49		21.34		
	1	0		20.93		
	1	24		20.93		
	25	12		19.81		
	25	0		19.76		
	25	25		19.75		
	50	0		19.80		
	1	49		20.57		
	1	0		20.88		
	1	24		20.81		
	256QAM	1855		18650	25	12
25			0		19.59	
25			25		19.46	
50			0		19.57	
1			49		18.03	
1			0		18.45	
1		24	18.3			
25		12	17.83			
25		0	17.82			
25		25	17.67			
50		0	17.89			
1		49	18.31			
1		0	17.99			
1		24	17.92			
25		12	17.84			
25		0	17.71			
25		25	17.75			
50		0	17.8			
1905	19150	1	49	17.54		
		1	0	17.93		
		1	24	17.81		
		25	12	17.61		
		25	0	17.58		
		25	25	17.44		
		50	0	17.60		



Modulation	Carrier frequency (MHz)	UL Channel	BW	RB Size	RB Offset	Conducted power (dBm)
QPSK	1857.5	18675	15	1	38	22.76
				1	74	22.66
				1	0	22.43
				36	18	21.85
				36	0	21.84
				36	39	21.78
	1880	18900		75	0	21.76
				1	38	22.65
				1	74	22.58
				1	0	22.54
				36	18	21.70
				36	0	21.69
	1902.5	19125		36	39	21.82
				75	0	21.71
				1	38	22.48
				1	74	22.39
				1	0	22.33
				36	18	21.51
16QAM	1857.5	18675	36	0	21.59	
			36	39	21.54	
			75	0	21.60	
			1	38	22.32	
			1	74	21.88	
			1	0	21.62	
	1880	18900	36	18	20.83	
			36	0	20.80	
			36	39	20.78	
			75	0	20.75	
			1	38	22.12	
			1	74	21.69	
	1902.5	19125	1	0	21.87	
			36	18	20.79	
			36	0	20.77	
			36	39	20.70	
			75	0	20.69	
			1	38	21.42	
			1	74	21.50	
			1	0	21.45	
			36	18	20.55	
			36	0	20.45	
			36	39	20.57	
			75	0	20.42	

Modulation	Carrier frequency (MHz)	UL Channel	BW	RB Size	RB Offset	Conducted power (dBm)
64QAM	1857.5	18675	15	1	38	21.28
				1	74	20.84
				1	0	20.57
				36	18	19.74
				36	0	19.72
				36	39	19.71
	1880	18900		75	0	19.67
				1	38	21.02
				1	74	20.63
				1	0	20.78
				36	18	19.73
				36	0	19.74
	1902.5	19125		36	39	19.68
				75	0	19.60
				1	38	20.37
				1	74	20.45
				1	0	20.35
				36	18	19.52
256QAM	1857.5	18675	36	0	19.42	
			36	39	19.48	
			75	0	19.34	
			1	38	18.29	
			1	74	17.78	
			1	0	17.56	
	1880	18900	36	18	17.75	
			36	0	17.76	
			36	39	17.74	
			75	0	17.69	
			1	38	18.08	
			1	74	17.60	
	1902.5	19125	1	0	17.79	
			36	18	17.77	
			36	0	17.69	
			36	39	17.60	
			75	0	17.59	
			1	38	17.32	
1902.5	19125	1	74	17.42		
		1	0	17.37		
		36	18	17.53		
		36	0	17.41		
		36	39	17.48		
		75	0	17.33		

Modulation	Carrier frequency (MHz)	UL Channel	BW	RB Size	RB Offset	Conducted power (dBm)
QPSK	1860	18700	20	1	99	22.71
				1	49	22.72
				1	0	22.56
				50	0	21.75
				50	50	21.83
				50	25	21.81
	1880	18900		100	0	21.85
				1	99	22.66
				1	49	22.73
				1	0	22.66
				50	0	21.84
				50	50	21.61
	1900	19100		50	25	21.68
				100	0	21.65
				1	99	22.71
				1	49	22.71
				1	0	22.34
				50	0	21.65
16QAM	1860	18700	50	50	21.52	
			50	25	21.60	
			100	0	21.56	
			1	99	22.18	
			1	49	21.79	
			1	0	21.80	
	1880	18900	50	0	20.70	
			50	50	20.86	
			50	25	20.67	
			100	0	20.77	
			1	99	22.23	
			1	49	21.58	
	1900	19100	1	0	21.90	
			50	0	20.82	
			50	50	20.67	
			50	25	20.75	
			100	0	20.74	
			1	99	21.68	
			1	49	22.01	
			1	0	21.68	
			50	0	20.78	
			50	50	20.62	
			50	25	20.46	
			100	0	20.52	

Modulation	Carrier frequency (MHz)	UL Channel	BW	RB Size	RB Offset	Conducted power (dBm)
64QAM	1860	18700	20	1	99	21.14
				1	49	20.77
				1	0	20.71
				50	0	19.63
				50	50	19.81
				50	25	19.60
	1880	18900		100	0	19.69
				1	99	21.21
				1	49	20.51
				1	0	20.85
				50	0	19.80
				50	50	19.59
	1900	19100		50	25	19.68
				100	0	19.72
				1	99	20.60
				1	49	20.99
				1	0	20.64
				50	0	19.74
256QAM	1860	18700	50	50	19.52	
			50	25	19.40	
			100	0	19.42	
			1	99	18.16	
			1	49	17.76	
			1	0	17.72	
	1880	18900	50	0	17.61	
			50	50	17.77	
			50	25	17.59	
			100	0	17.75	
			1	99	18.20	
			1	49	17.51	
	1900	19100	1	0	17.86	
			50	0	17.74	
			50	50	17.58	
			50	25	17.66	
			100	0	17.71	
			1	99	17.62	
			1	49	17.94	
			1	0	17.59	
			50	0	17.75	
			50	50	17.56	
			50	25	17.44	
			100	0	17.47	

### Test on the worst case:

Band	Bandwidth	Modulation	Channel	RB Configuration	Conducted Power(dBm)
Band2	3MHz	QPSK	18615	1RB#8	22.78
				1RB#14	22.58
				1RB#0	22.44

### 2 Occupied Bandwidth& Emission Bandwidth

Band	Carrier frequency (MHz)	Channel	BW (MHz)	RB Size	RB Offset	Bandwidth of 99% Power (MHz)							
						QPSK		16-QAM		64-QAM		256-QAM	
2	1850.7	18607	1.4	6	0	1.088	Fig.1	1.097	Fig.4	1.091	Fig.7	1.085	Fig.10
	1880	18900		6	0	1.088	Fig.2	1.097	Fig.5	1.094	Fig.8	1.088	Fig.11
	1909.3	19193		6	0	1.088	Fig.3	1.097	Fig.6	1.091	Fig.9	1.085	Fig.12
	1851.5	18615	3	15	0	2.697	Fig.13	2.691	Fig.16	2.691	Fig.19	2.691	Fig.22
	1880	18900		15	0	2.697	Fig.14	2.685	Fig.17	2.691	Fig.20	2.691	Fig.23
	1908.5	19185		15	0	2.697	Fig.15	2.685	Fig.18	2.691	Fig.21	2.691	Fig.24
	1852.5	18625	5	25	0	4.466	Fig.25	4.466	Fig.28	4.476	Fig.31	4.466	Fig.34
	1880	18900		25	0	4.476	Fig.26	4.466	Fig.29	4.486	Fig.32	4.476	Fig.35
	1907.5	19175		25	0	4.476	Fig.27	4.476	Fig.30	4.486	Fig.33	4.476	Fig.36
	1855	18650	10	50	0	8.931	Fig.37	8.931	Fig.40	8.931	Fig.43	8.931	Fig.46
	1880	18900		50	0	8.951	Fig.38	8.911	Fig.41	8.951	Fig.44	8.931	Fig.47
	1905	19150		50	0	8.971	Fig.39	8.931	Fig.42	8.951	Fig.45	8.931	Fig.48
	1857.5	18675	15	75	0	13.487	Fig.49	13.457	Fig.52	13.457	Fig.55	13.397	Fig.58
	1880	18900		75	0	13.487	Fig.50	13.487	Fig.53	13.457	Fig.56	13.457	Fig.59
	1902.5	19125		75	0	13.516	Fig.51	13.457	Fig.54	13.457	Fig.57	13.487	Fig.60
	1860	18700	20	100	0	17.942	Fig.61	17.942	Fig.64	17.902	Fig.67	17.862	Fig.70
	1880	18900		100	0	17.942	Fig.62	17.902	Fig.65	17.942	Fig.68	17.862	Fig.71
	1900	19100		100	0	17.902	Fig.63	17.862	Fig.66	17.942	Fig.69	17.822	Fig.72

Band	Carrier frequency (MHz)	Channel	BW (MHz)	RB Size	RB Offset	Bandwidth of -26dB transmitter power (MHz)							
						QPSK		16-QAM		64-QAM		256-QAM	
2	1850.7	18607	1.4	6	0	1.287	Fig.1	1.293	Fig.4	1.236	Fig.7	1.233	Fig.10
	1880	18900		6	0	1.290	Fig.2	1.287	Fig.5	1.236	Fig.8	1.236	Fig.11
	1909.3	19193		6	0	1.293	Fig.3	1.275	Fig.6	1.242	Fig.9	1.236	Fig.12
	1851.5	18615	3	15	0	2.982	Fig.13	2.988	Fig.16	2.970	Fig.19	3.018	Fig.22
	1880	18900		15	0	2.976	Fig.14	2.988	Fig.17	2.976	Fig.20	3.030	Fig.23
	1908.5	19185		15	0	2.982	Fig.15	2.982	Fig.18	2.982	Fig.21	3.018	Fig.24
	1852.5	18625	5	25	0	4.900	Fig.25	4.970	Fig.28	4.910	Fig.31	4.860	Fig.34
	1880	18900		25	0	4.920	Fig.26	4.970	Fig.29	4.920	Fig.32	4.880	Fig.35
	1907.5	19175		25	0	4.900	Fig.27	4.940	Fig.30	4.930	Fig.33	4.850	Fig.36
	1855	18650	10	50	0	9.660	Fig.37	9.660	Fig.40	9.680	Fig.43	9.660	Fig.46

	1880	18900		50	0	9.720	Fig.38	9.640	Fig.41	9.720	Fig.44	9.660	Fig.47
	1905	19150		50	0	9.740	Fig.39	9.640	Fig.42	9.720	Fig.45	9.680	Fig.48
	1857.5	18675	15	75	0	14.820	Fig.49	14.850	Fig.52	14.880	Fig.55	14.700	Fig.58
	1880	18900		75	0	14.790	Fig.50	14.730	Fig.53	14.820	Fig.56	14.760	Fig.59
	1902.5	19125		75	0	14.730	Fig.51	14.790	Fig.54	14.820	Fig.57	14.790	Fig.60
	1860	18700	20	100	0	19.560	Fig.61	19.480	Fig.64	19.520	Fig.67	19.440	Fig.70
	1880	18900		100	0	19.560	Fig.62	19.360	Fig.65	19.560	Fig.68	19.360	Fig.71
	1900	19100		100	0	19.440	Fig.63	19.320	Fig.66	19.560	Fig.69	19.360	Fig.72



Fig.1

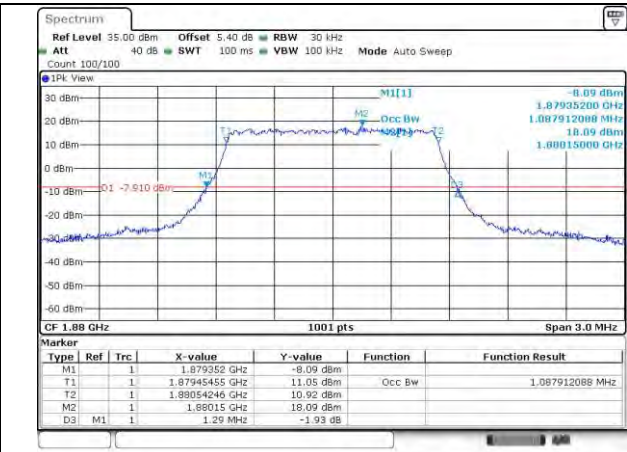


Fig.2

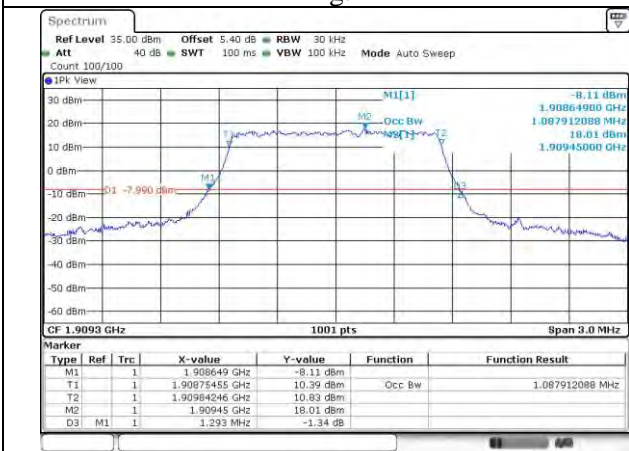


Fig.3

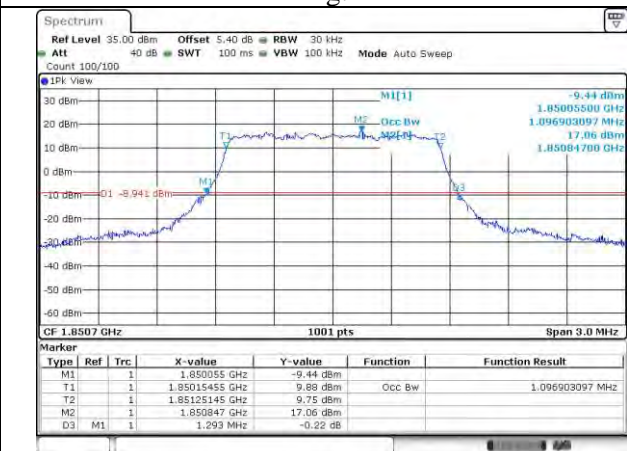


Fig.4

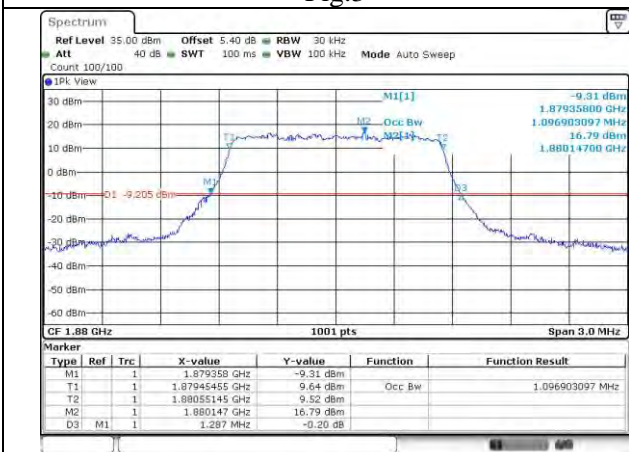


Fig.5

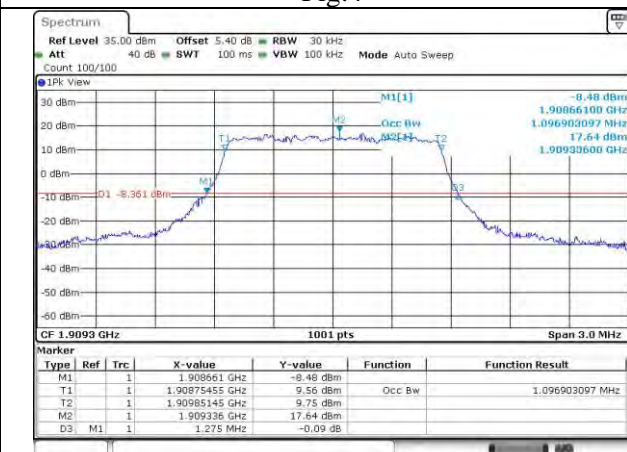


Fig.6



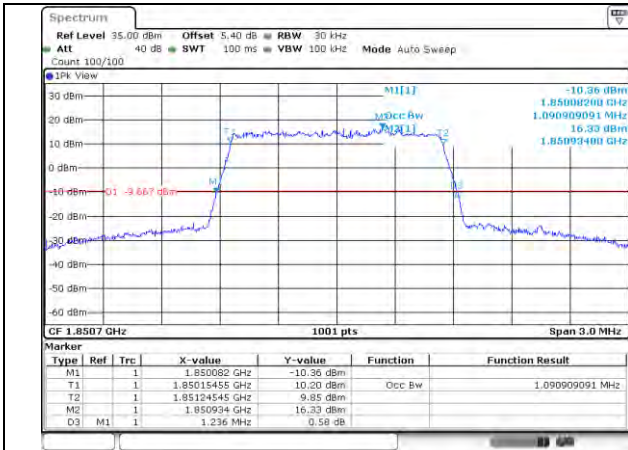


Fig.7

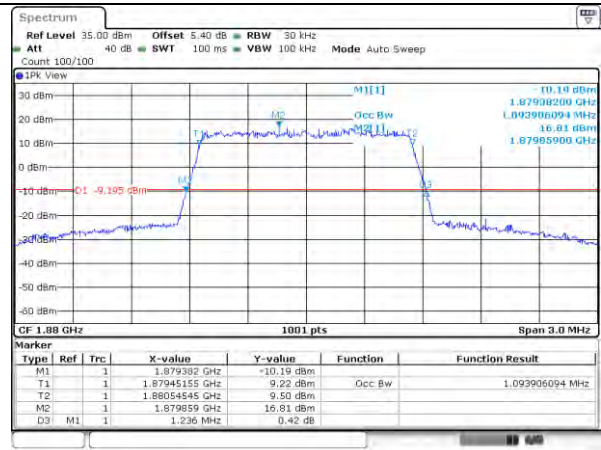


Fig.8

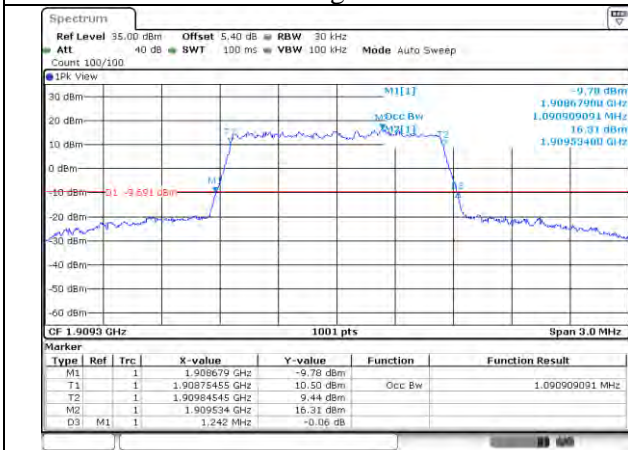


Fig.9

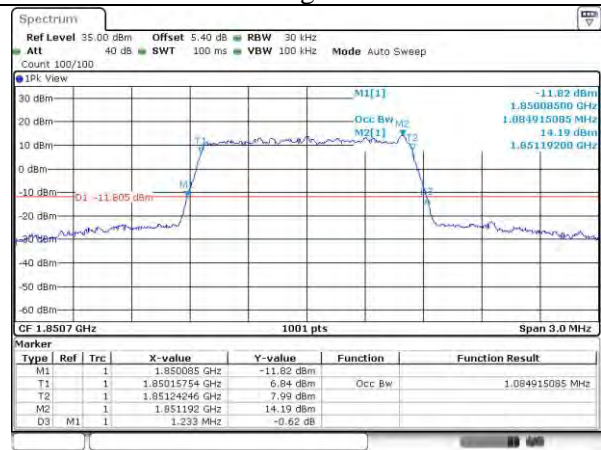


Fig.10

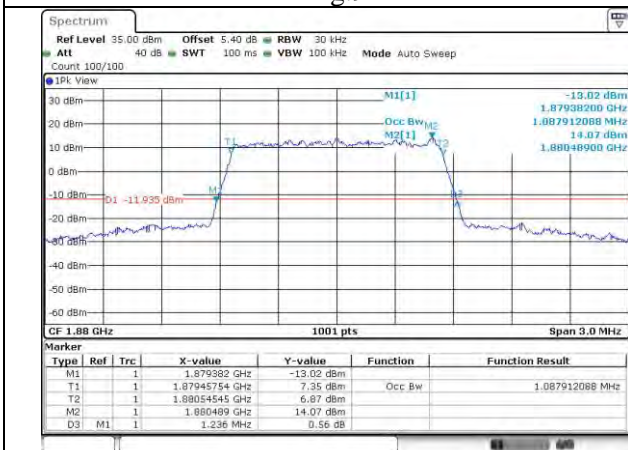


Fig.11

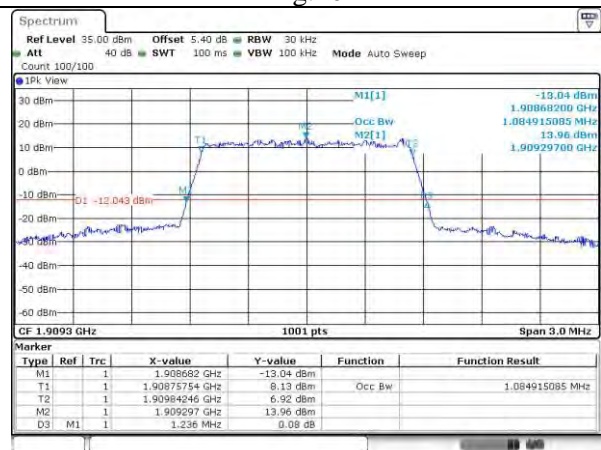


Fig.12



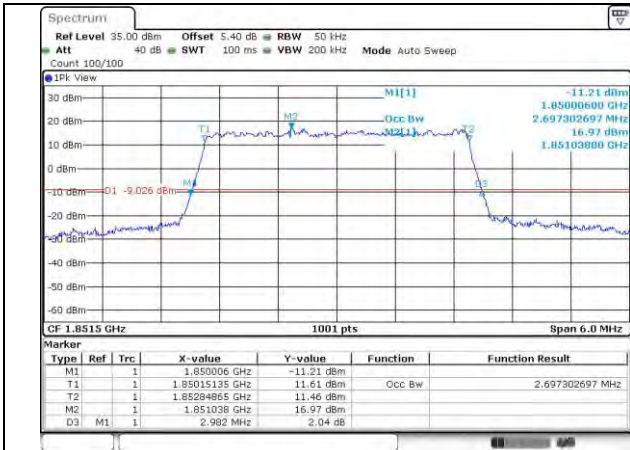


Fig.13

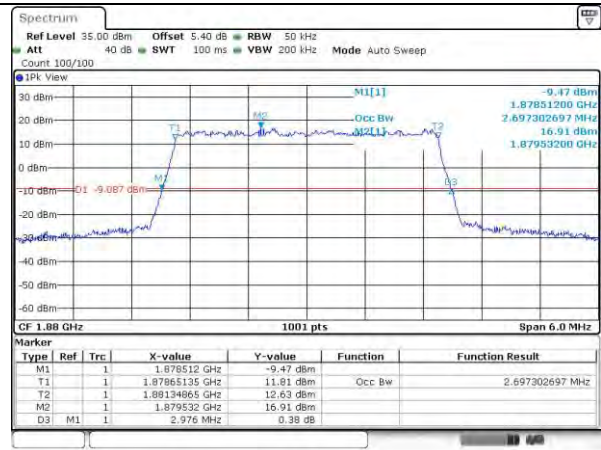


Fig.14

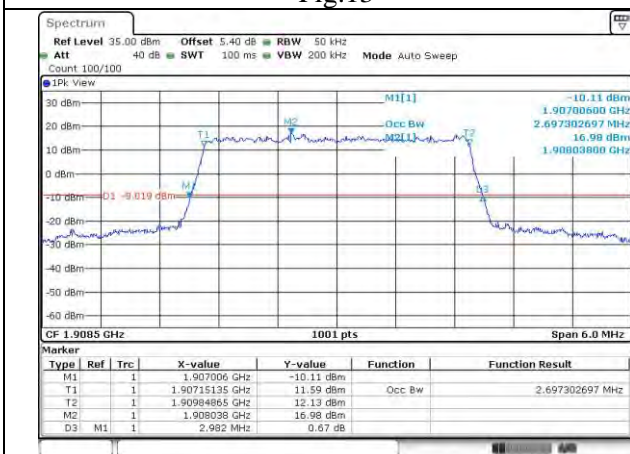


Fig.15

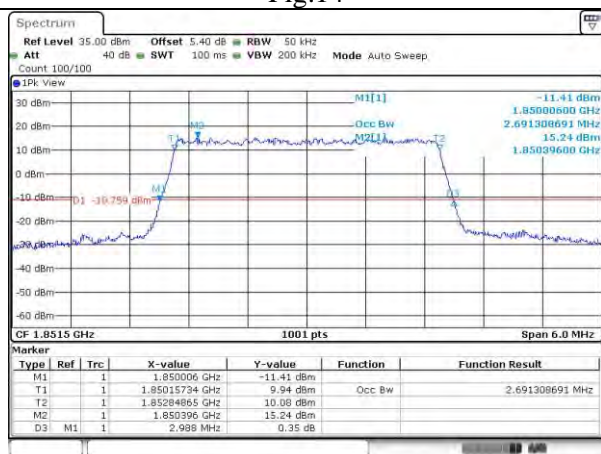


Fig.16

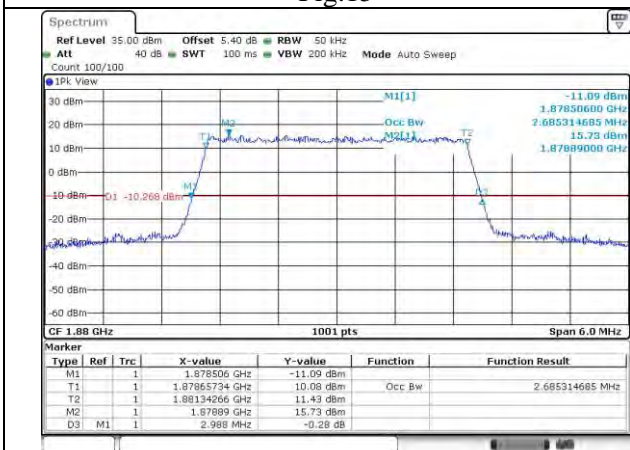


Fig.17

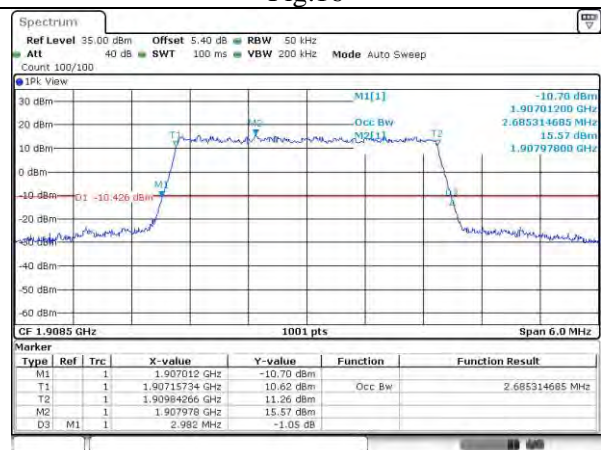


Fig.18

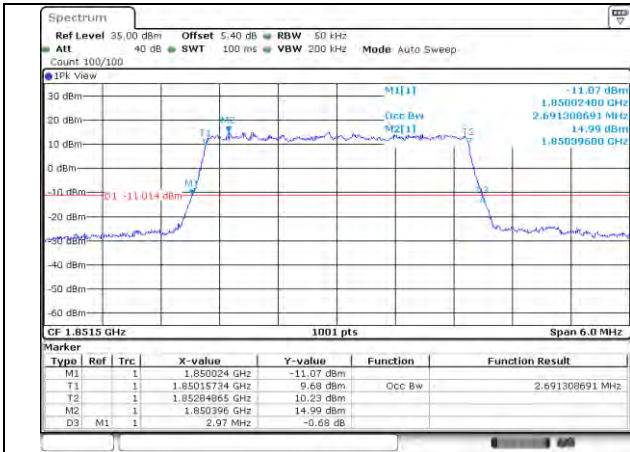


Fig.19

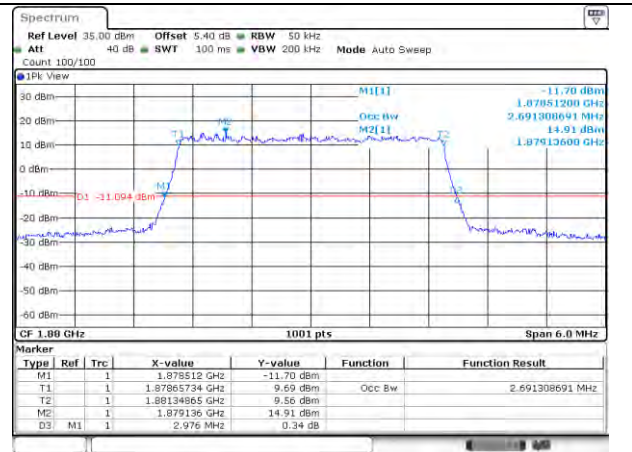


Fig.20

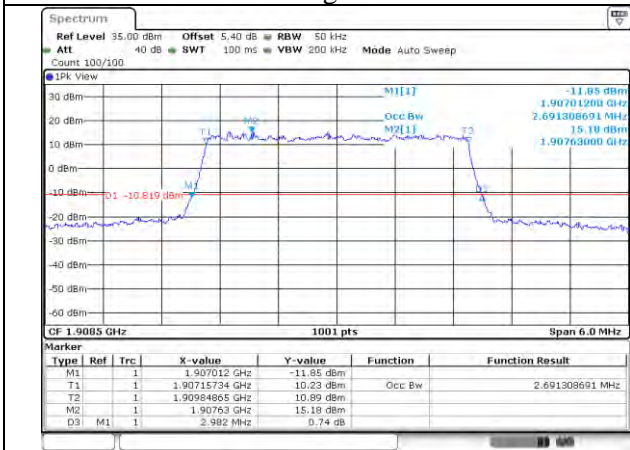


Fig.21

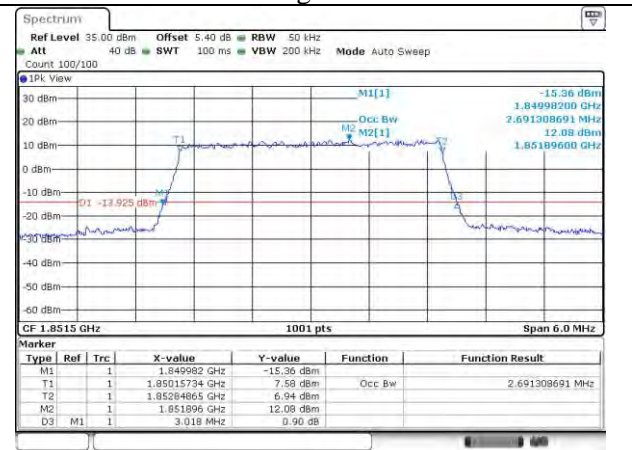


Fig.22

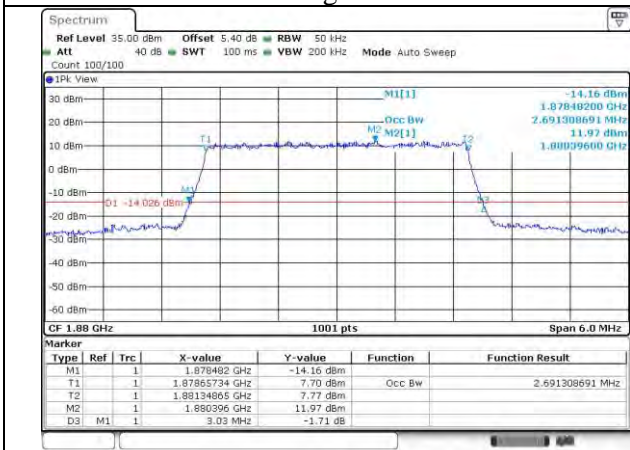


Fig.23

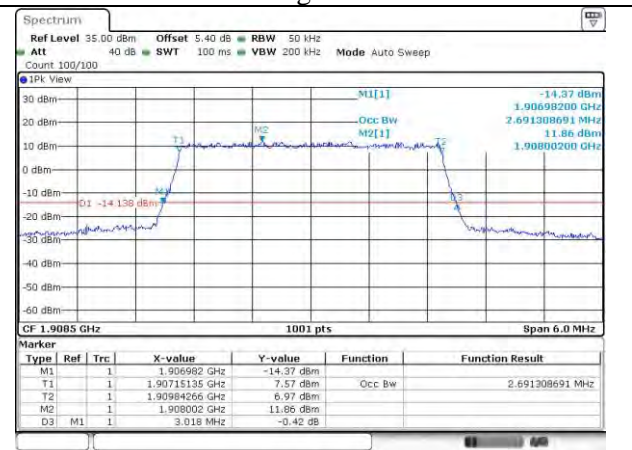


Fig.24



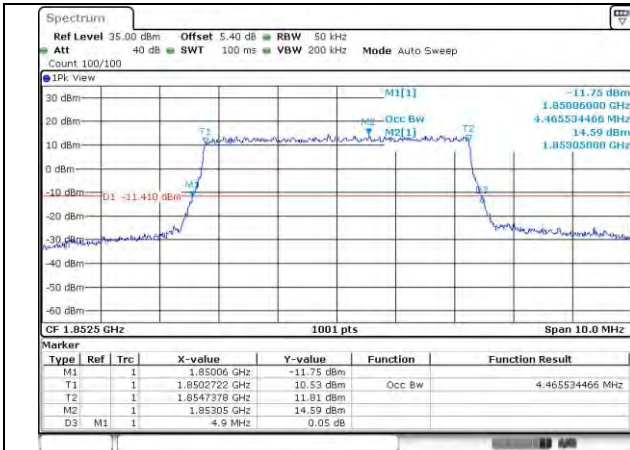


Fig.25

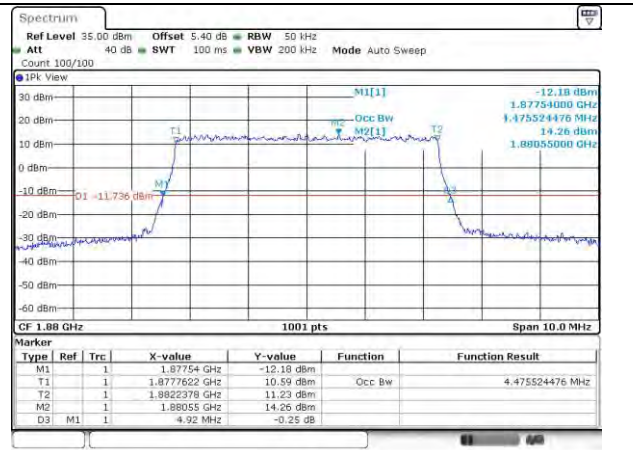


Fig.26

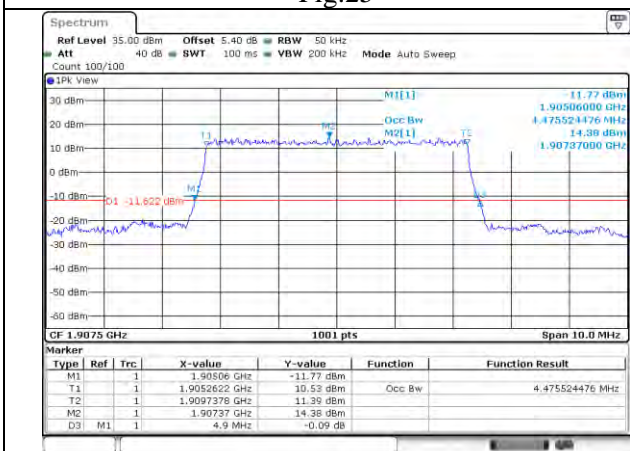


Fig.27

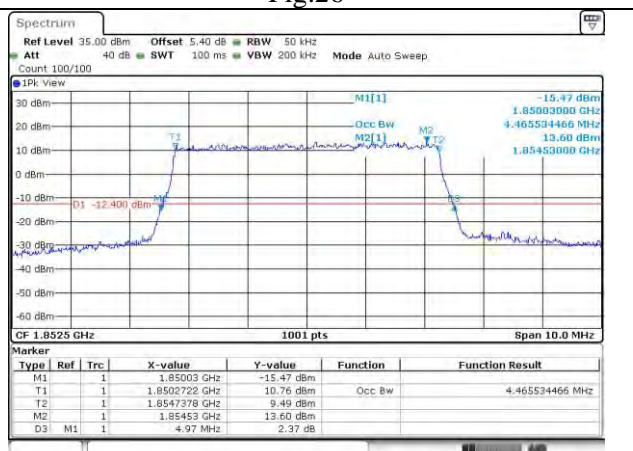


Fig.28

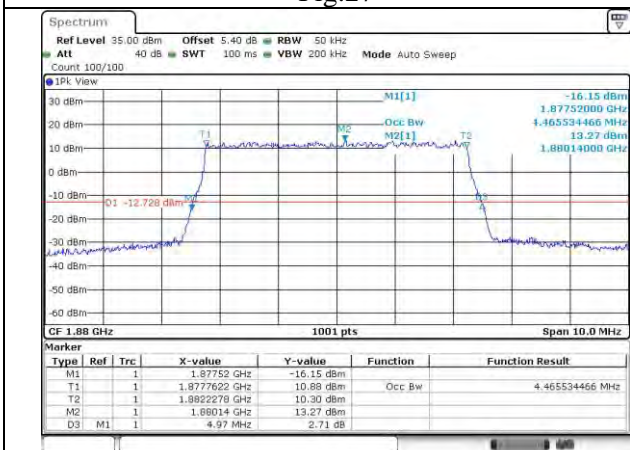


Fig.29

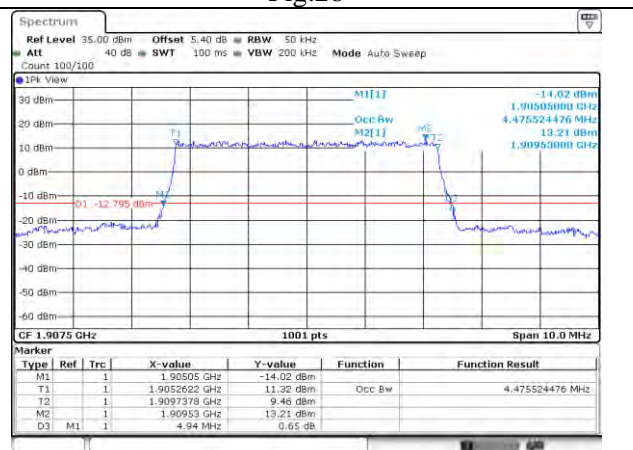


Fig.30

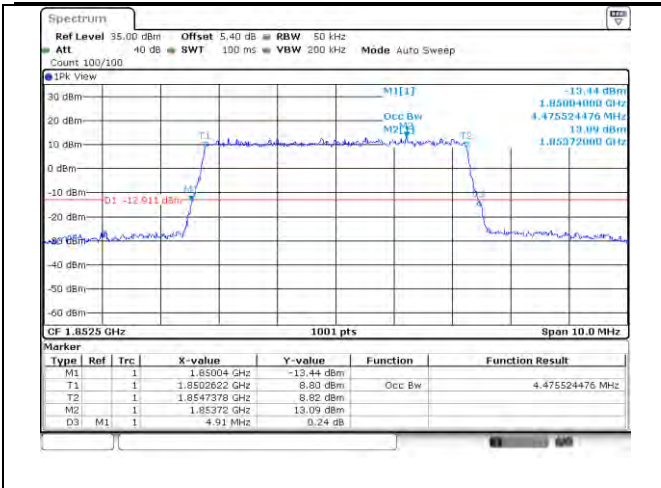


Fig.31

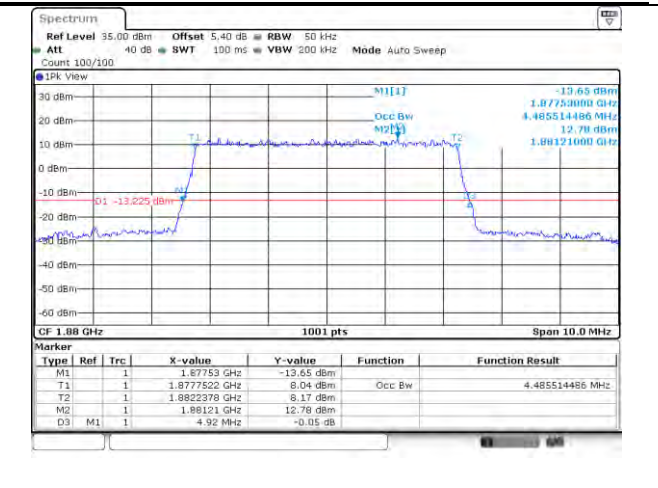


Fig.32

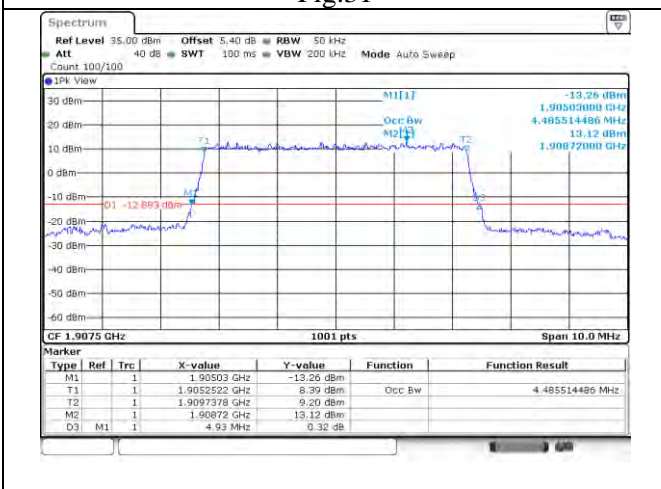


Fig.33

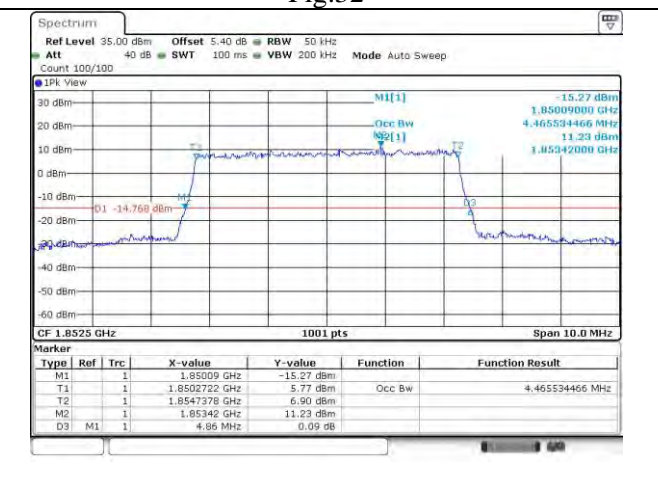


Fig.34

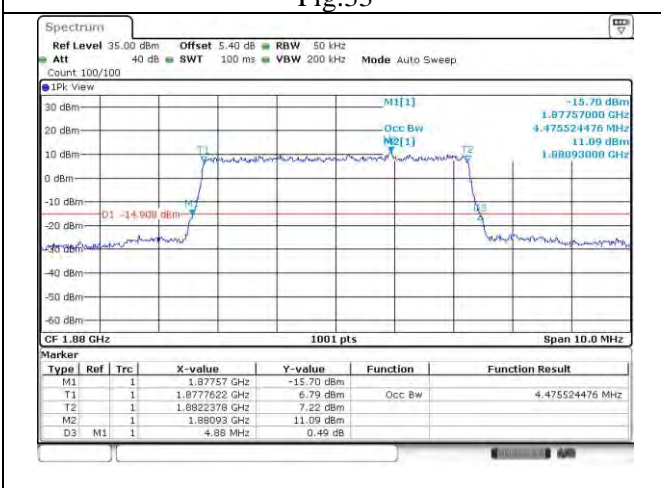


Fig.35

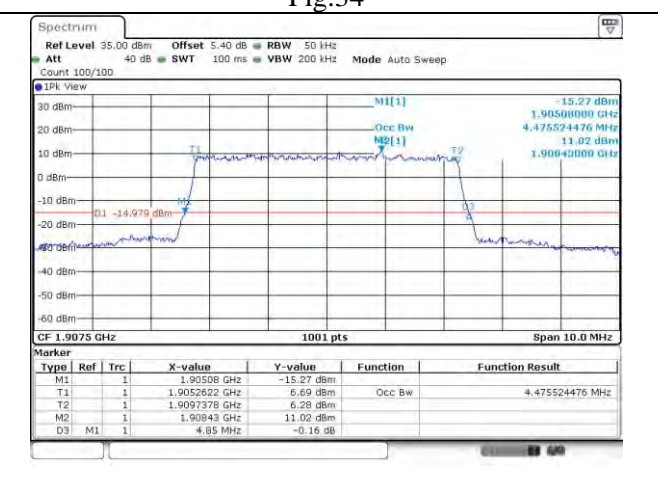


Fig.36



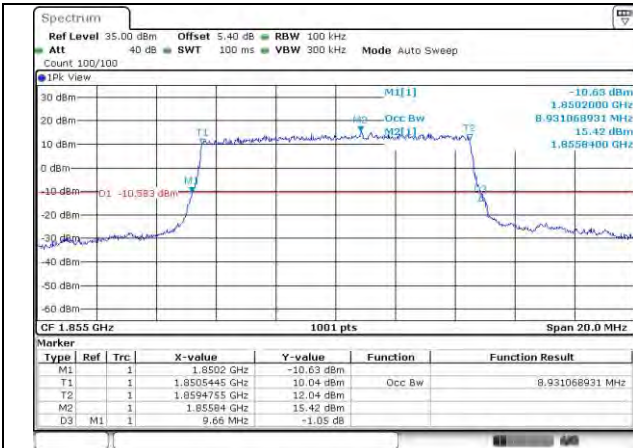


Fig.37

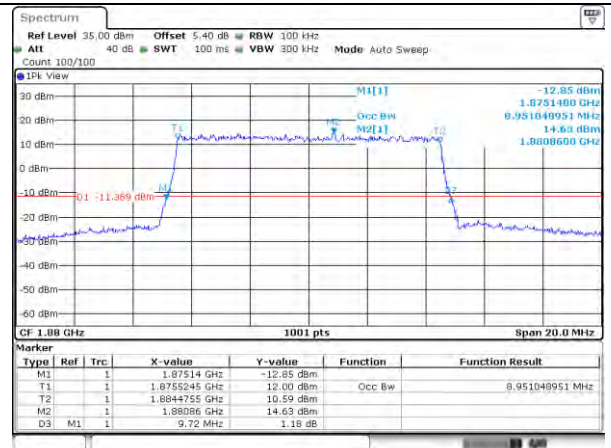


Fig.38

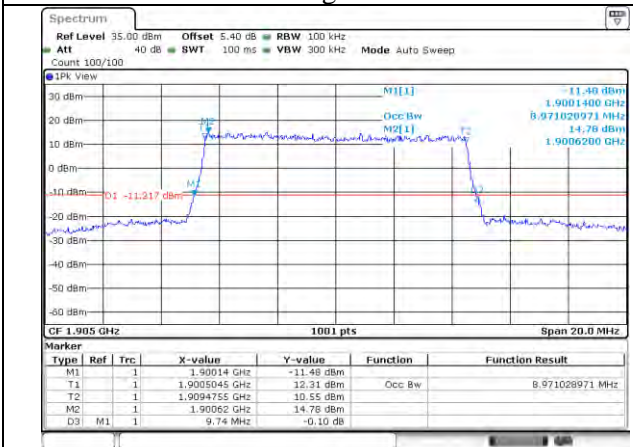


Fig.39

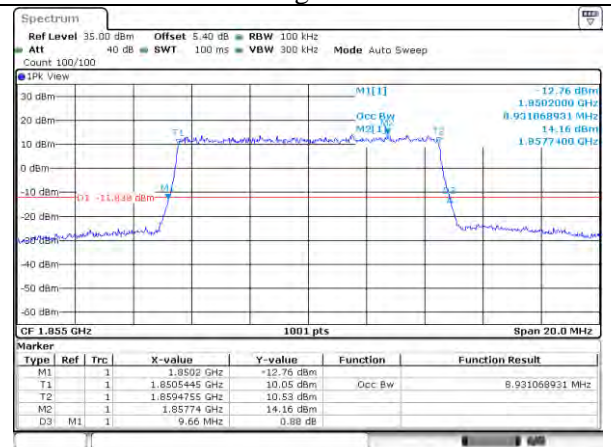


Fig.40

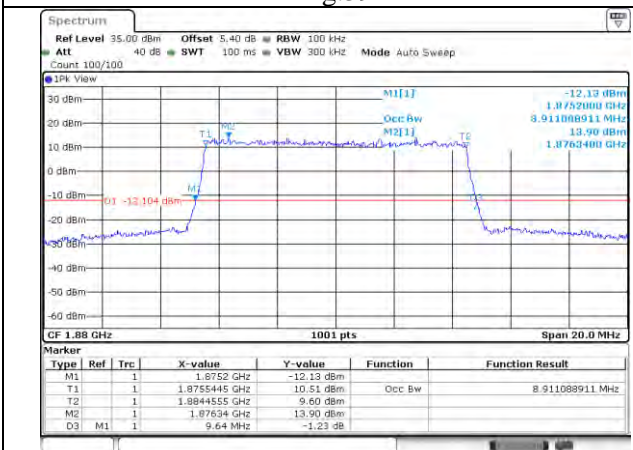


Fig.41

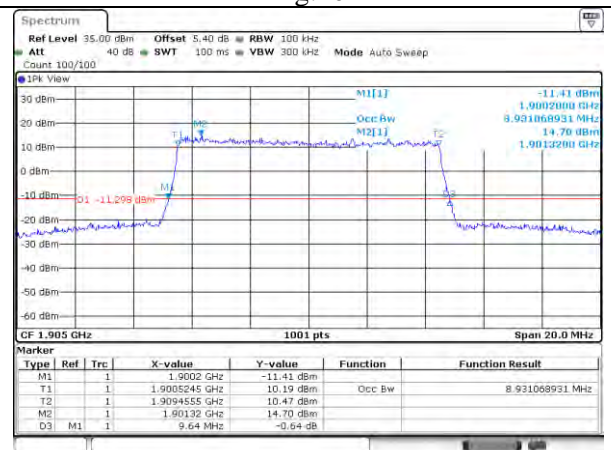


Fig.42

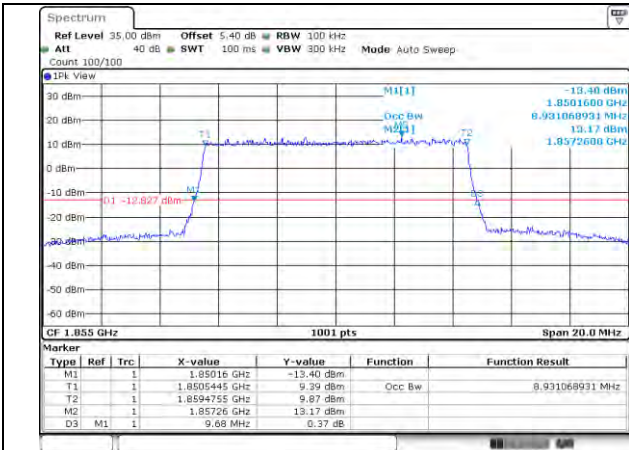


Fig.43

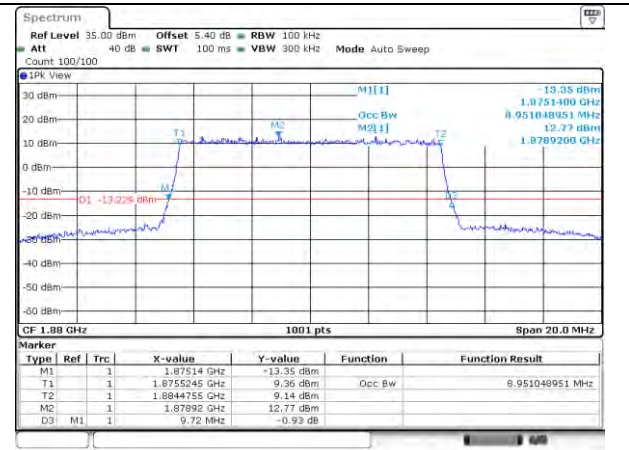


Fig.44

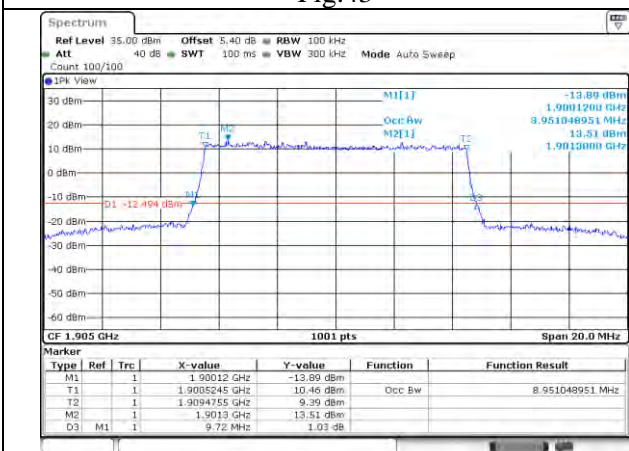


Fig.45

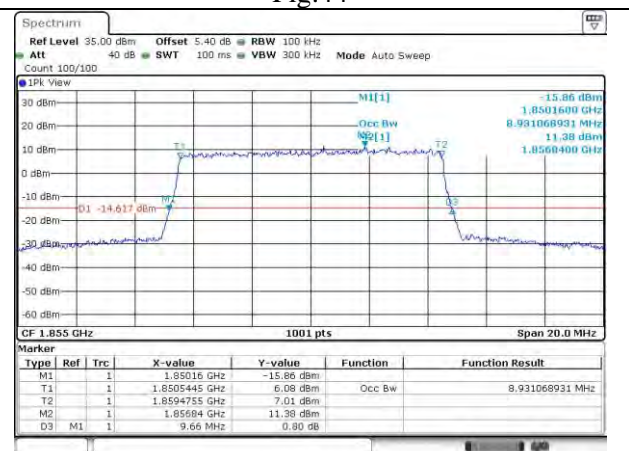


Fig.46

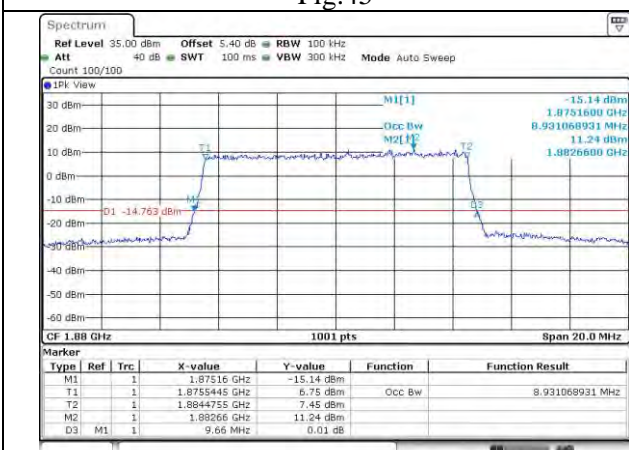


Fig.47

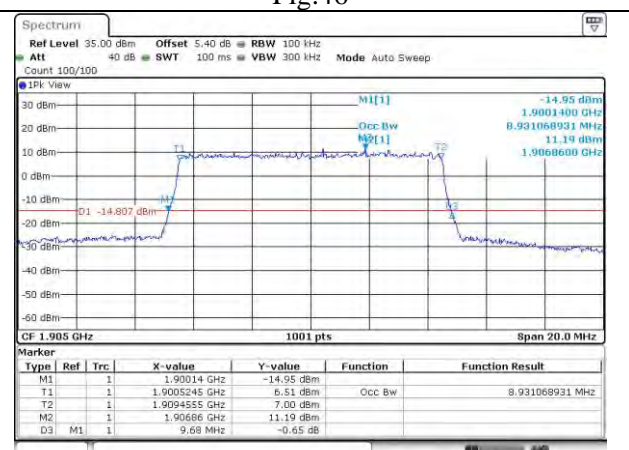


Fig.48



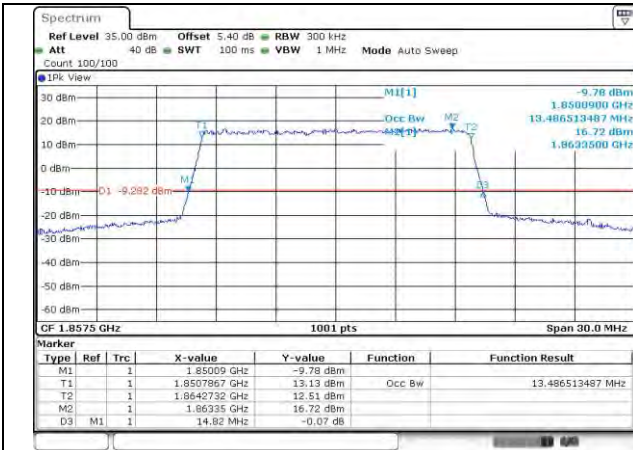


Fig.49

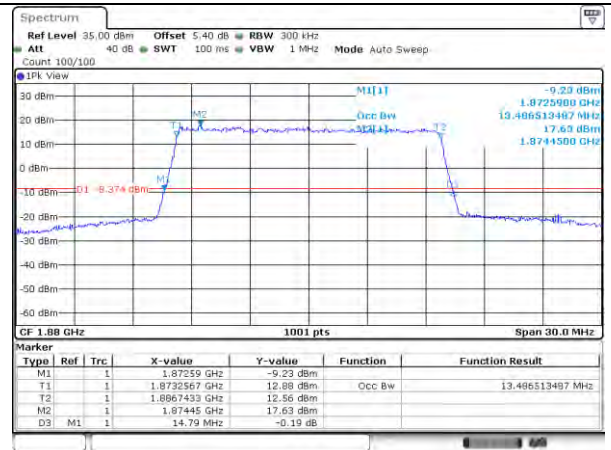


Fig.50

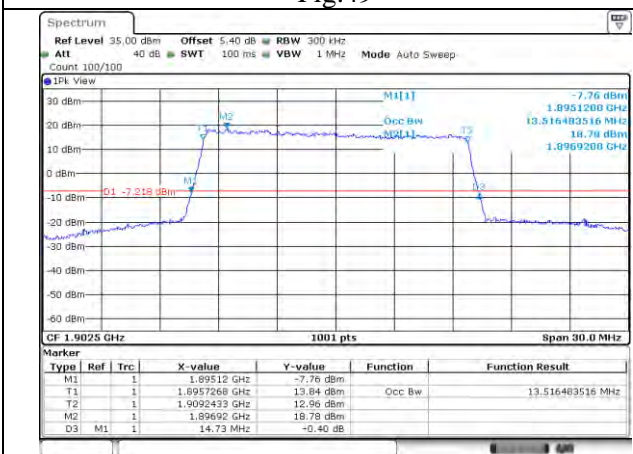


Fig.51

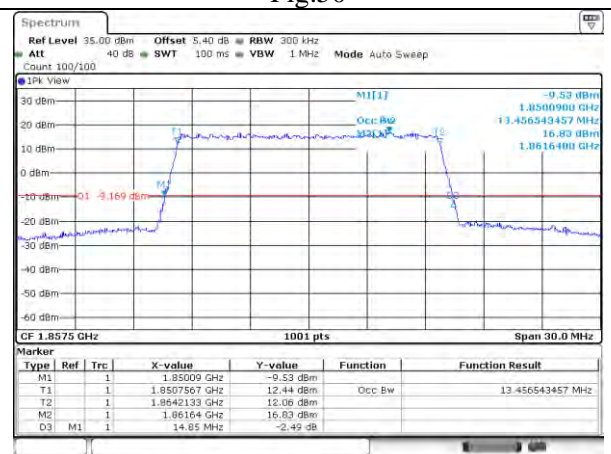


Fig.52

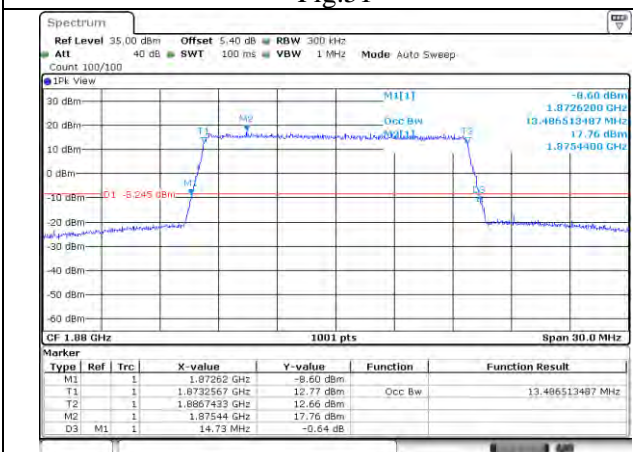


Fig.53

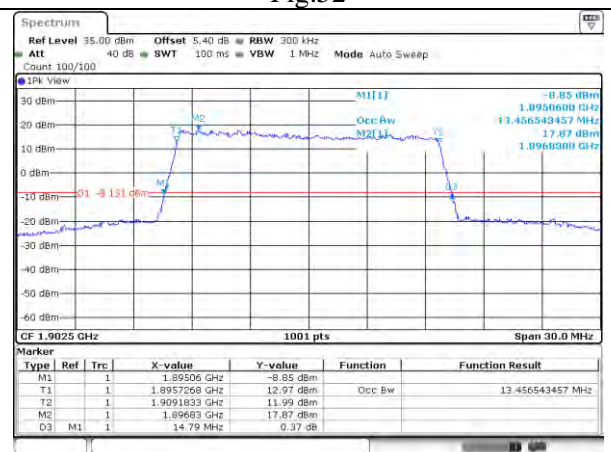


Fig.54

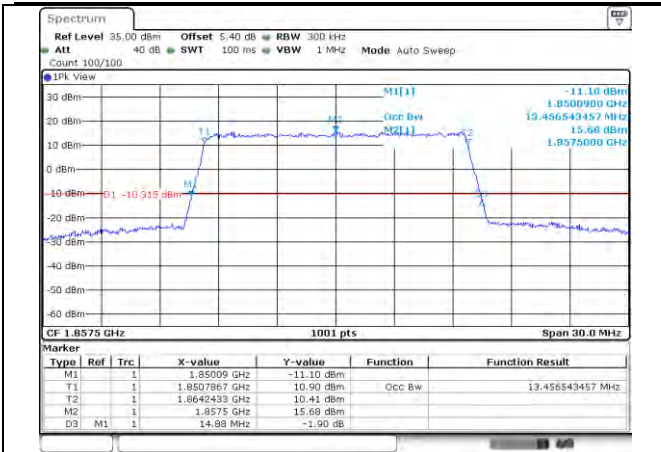


Fig.55

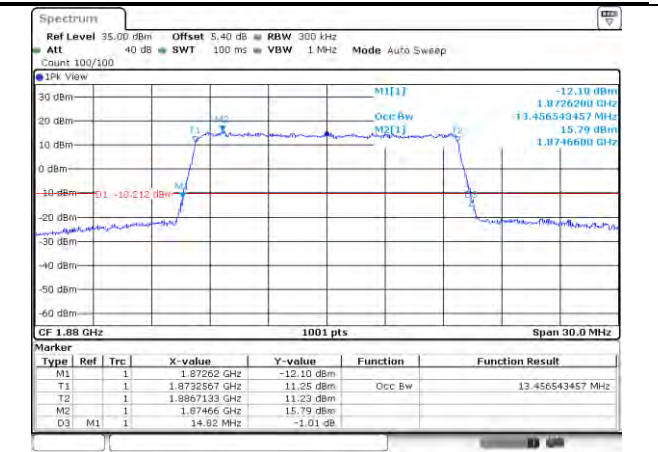


Fig.56

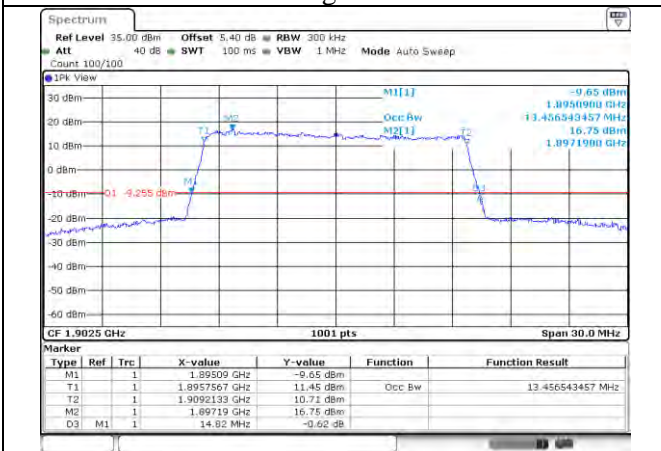


Fig.57

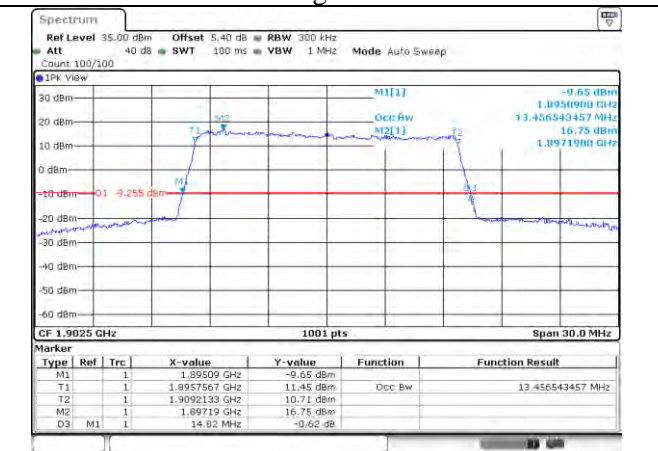


Fig.58

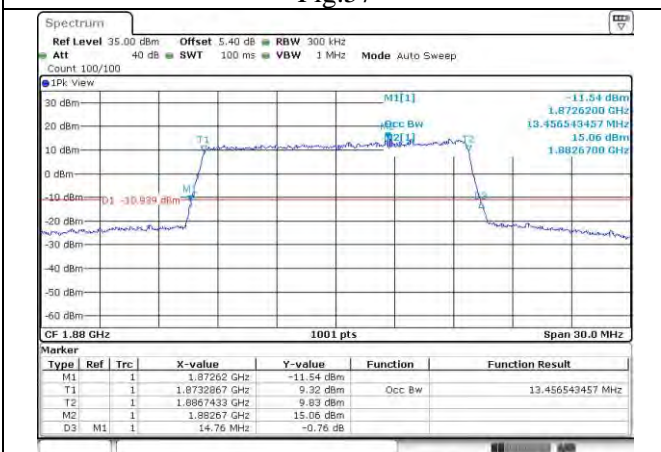


Fig.59

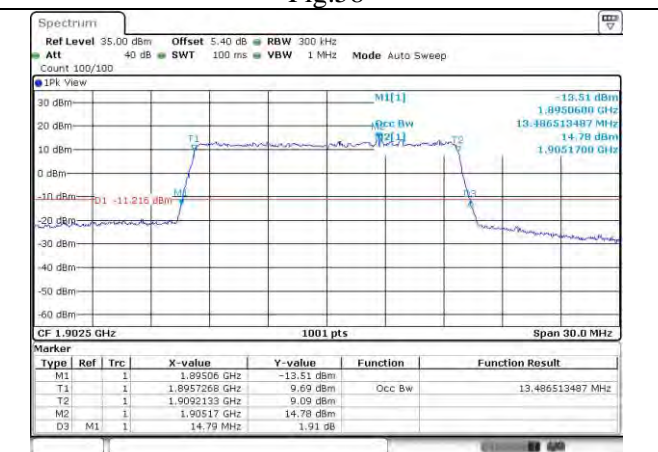


Fig.60



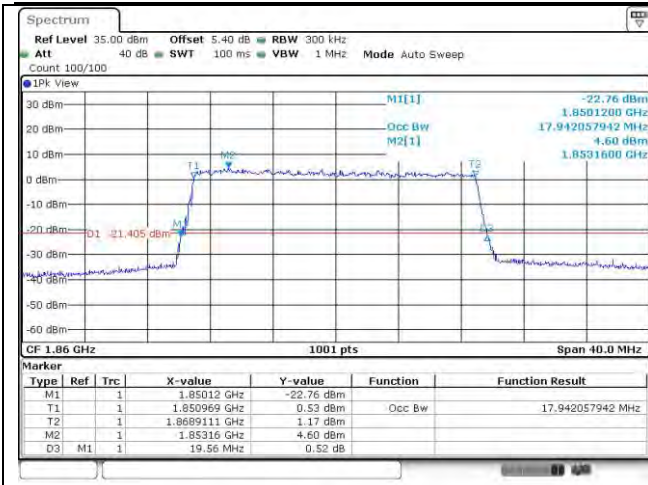


Fig.61

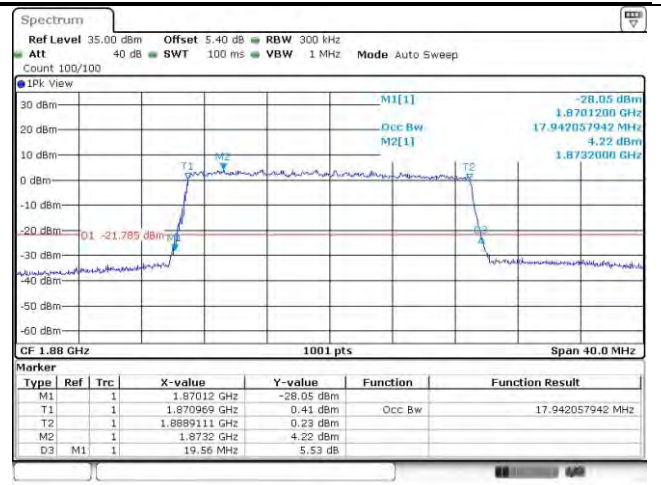


Fig.62

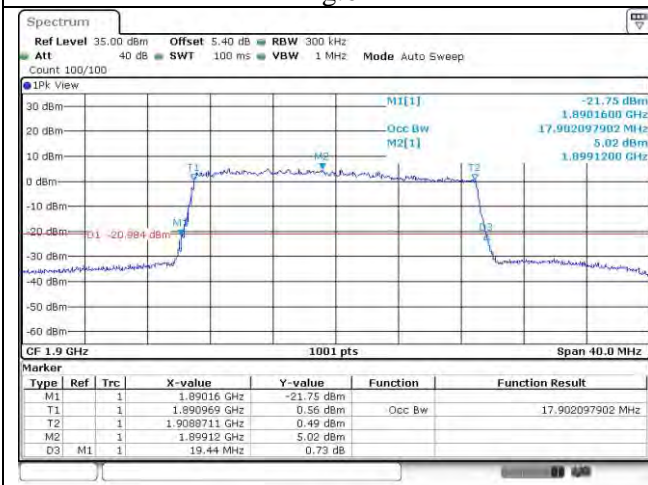


Fig.63

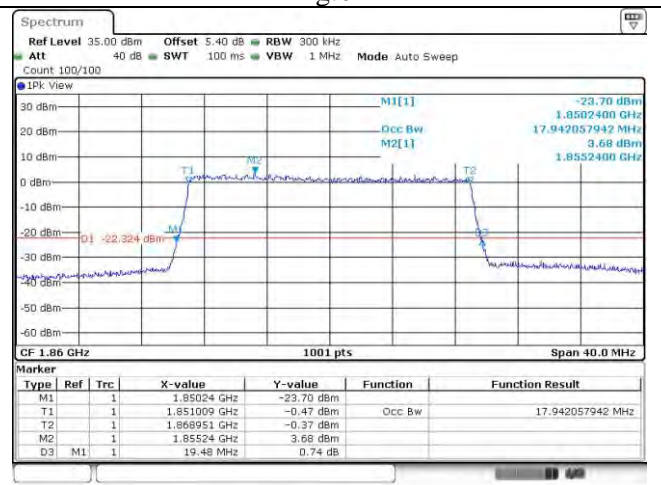


Fig.64

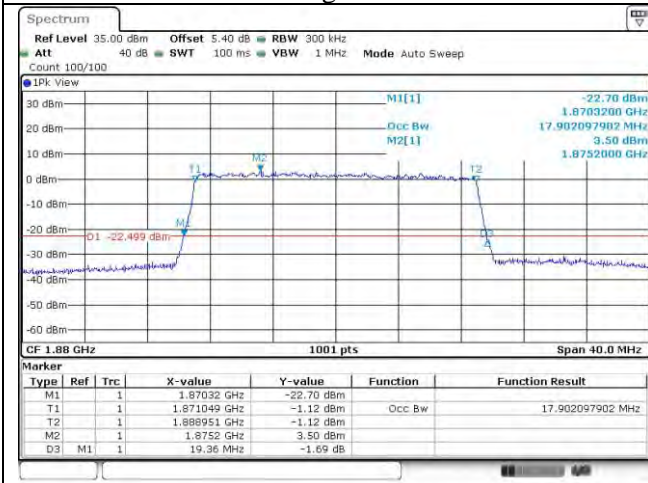


Fig.65

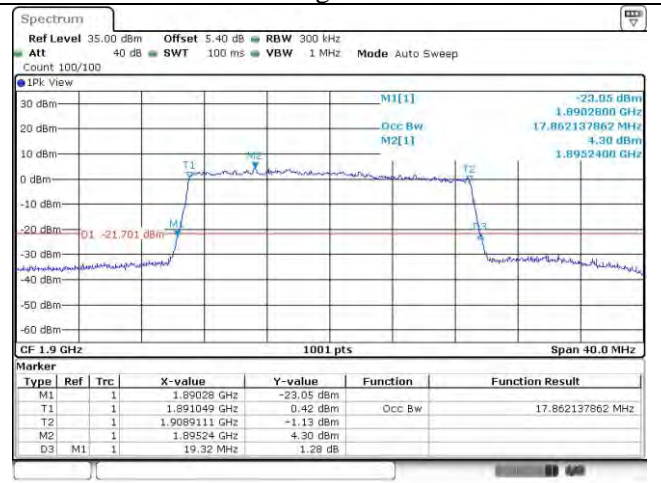


Fig.66

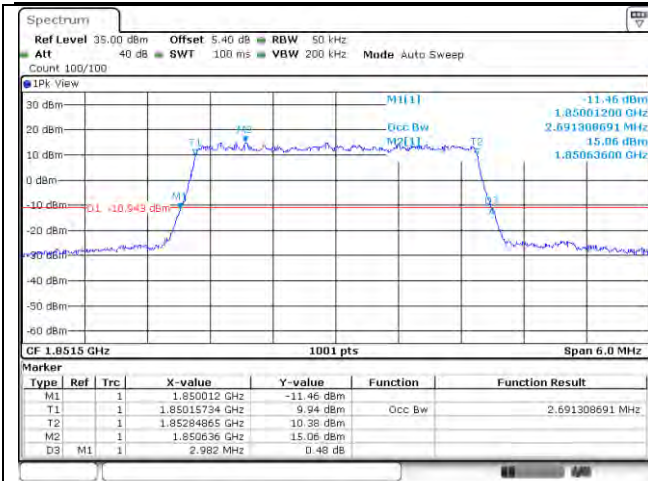


Fig.67

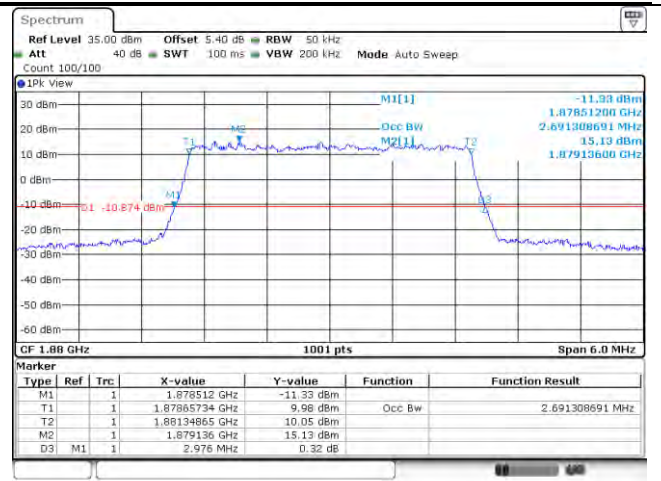


Fig.68

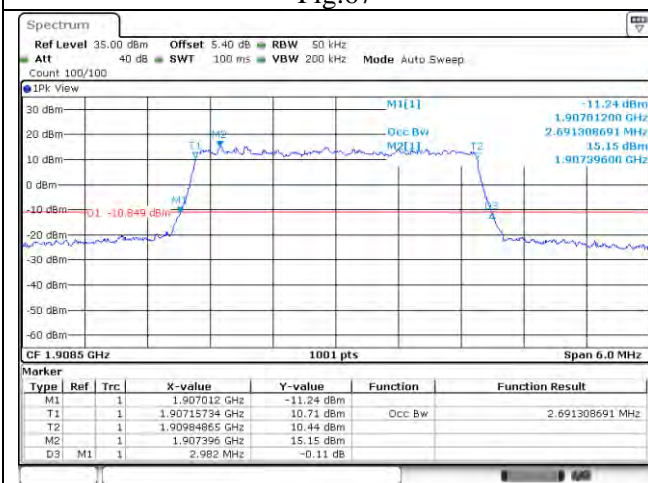


Fig.69

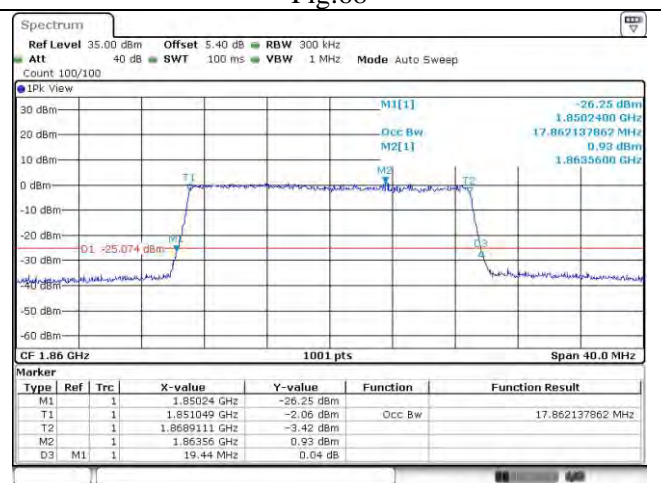


Fig.70

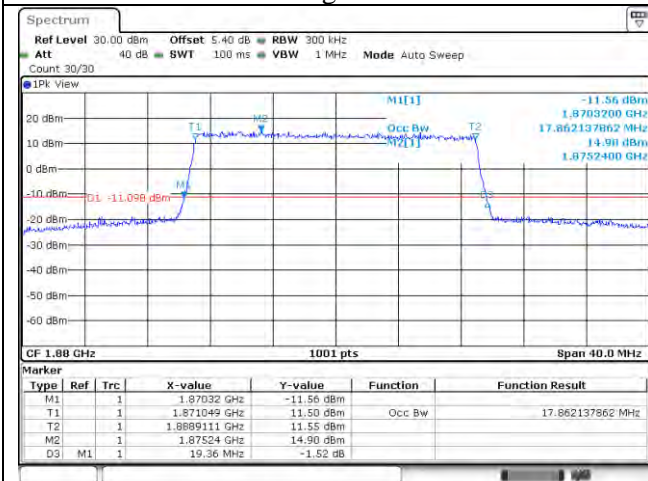


Fig.71

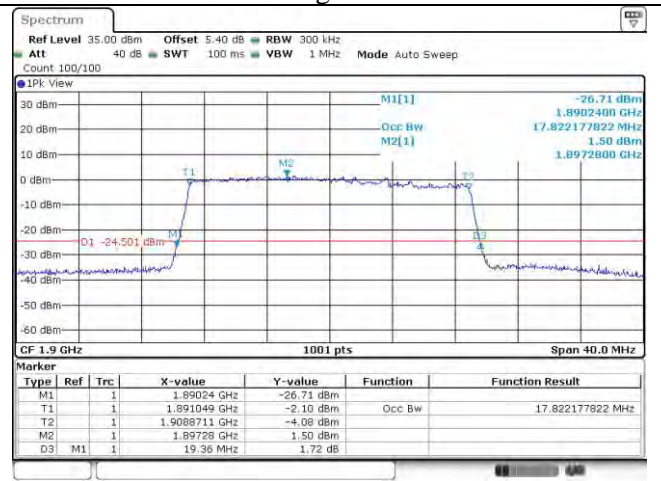


Fig.72

### 3 Peak-Average Ratio

Band	Carrier frequency (MHz)	Channel	BW (MHz)	RB Size	RB Offset	QPSK	16-QAM	64-QAM	256-QAM
2	1860	18700	20	100	0	Fig.1	Fig.4	Fig.7	Fig.10
	1880	18900		100	0	Fig.2	Fig.5	Fig.8	Fig.11
	1900	19100		100	0	Fig.3	Fig.6	Fig.9	Fig.12



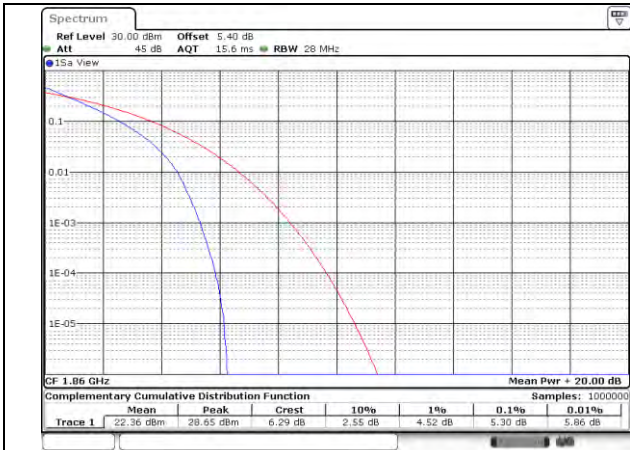


Fig.1

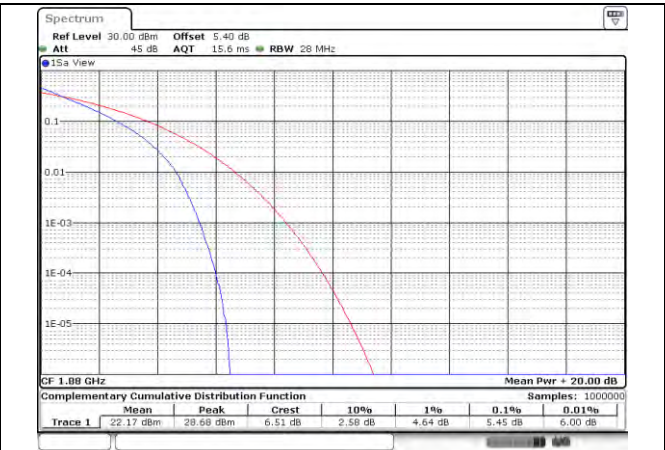


Fig.2

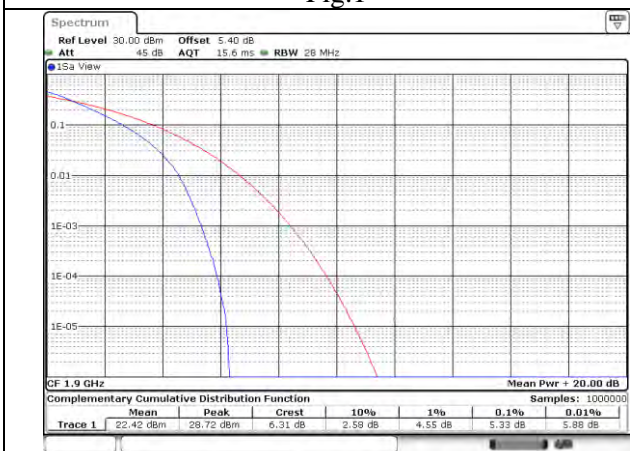


Fig.3

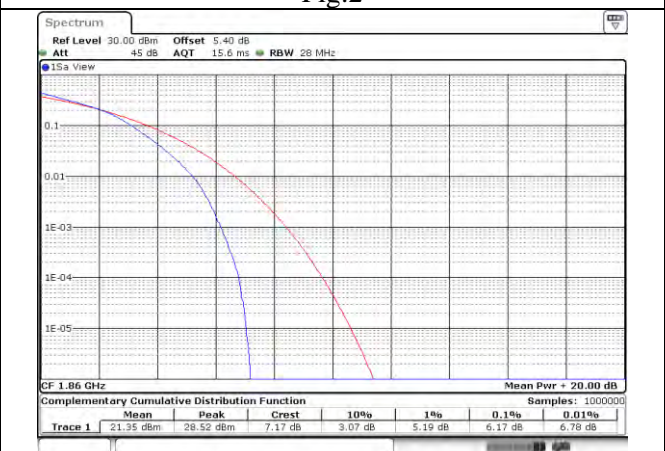


Fig.4

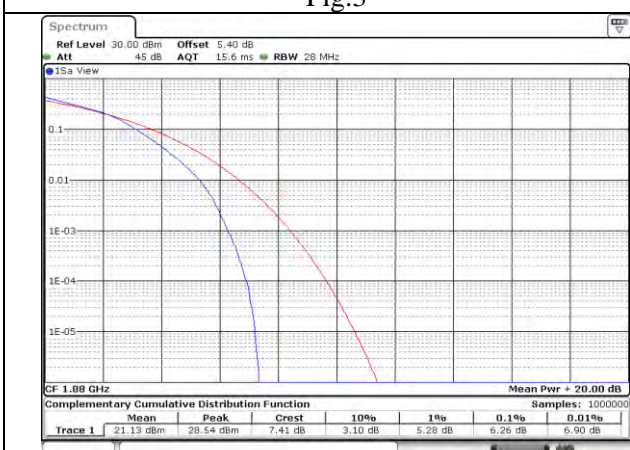


Fig.5

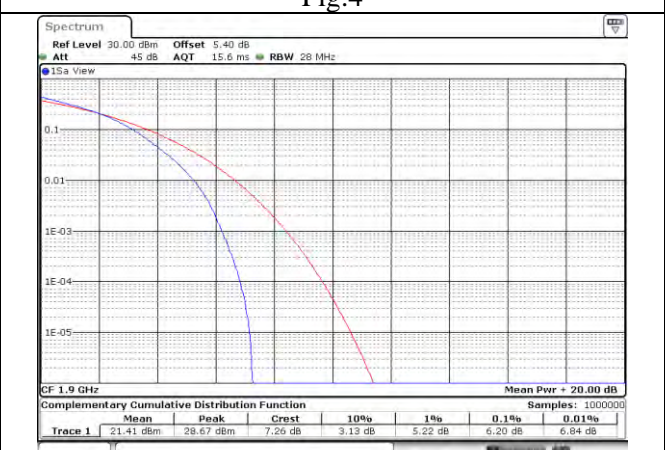


Fig.6



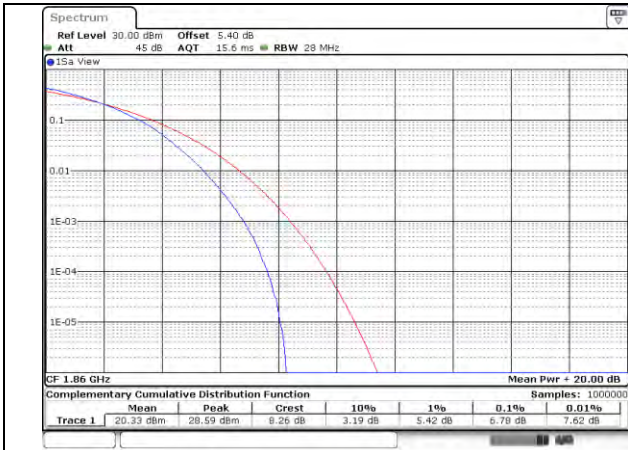


Fig.7

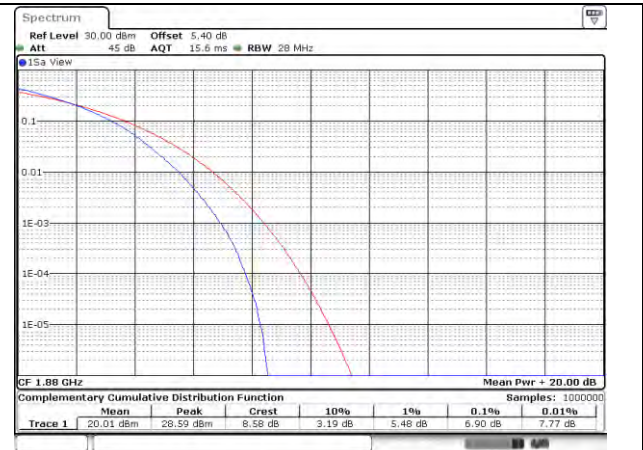


Fig.8

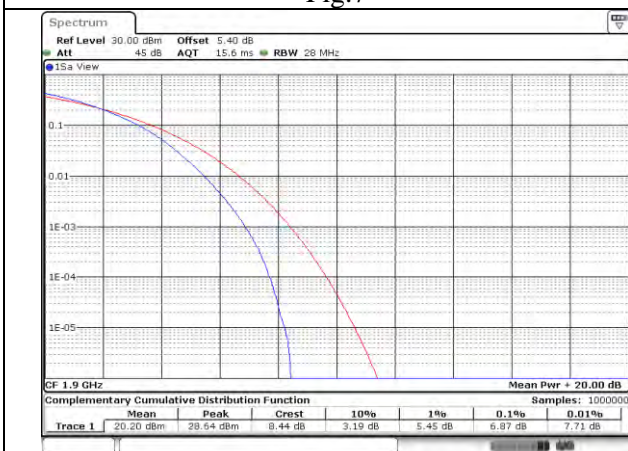


Fig.9

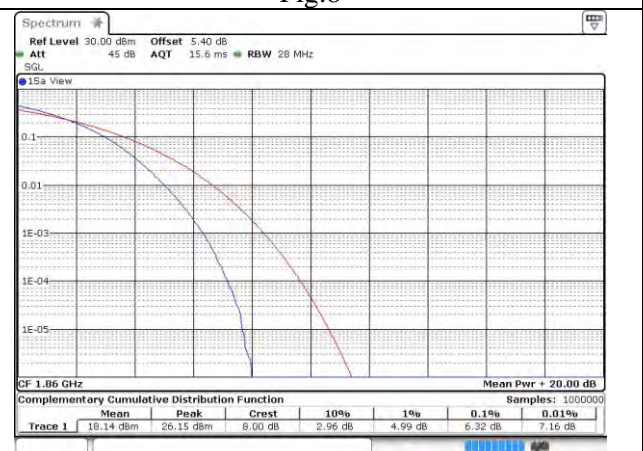


Fig.10

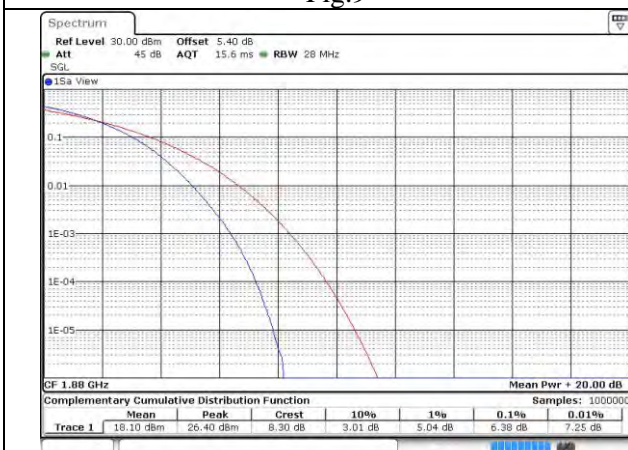


Fig.11

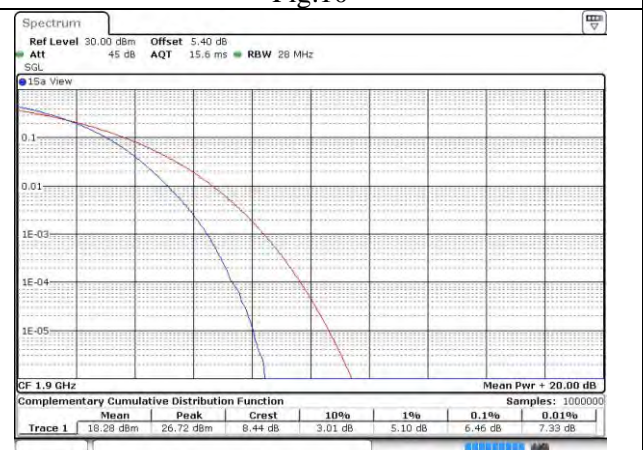


Fig.12

#### 4 Spurious Emissions at antenna terminal

Band	Carrier frequency (MHz)	Channel	BW	RB Size	RB Offset	Conducted Spurious Plot
						QPSK
2	1860	18700	20	1	0	Fig.1
	1880	18900		1	0	Fig.2
	1900	19100		1	0	Fig.3

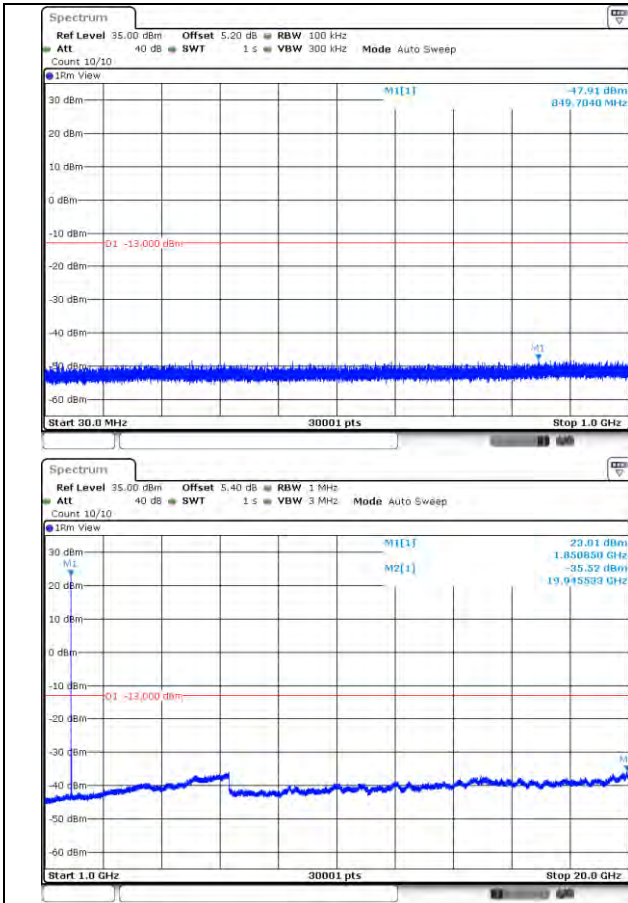


Fig.1

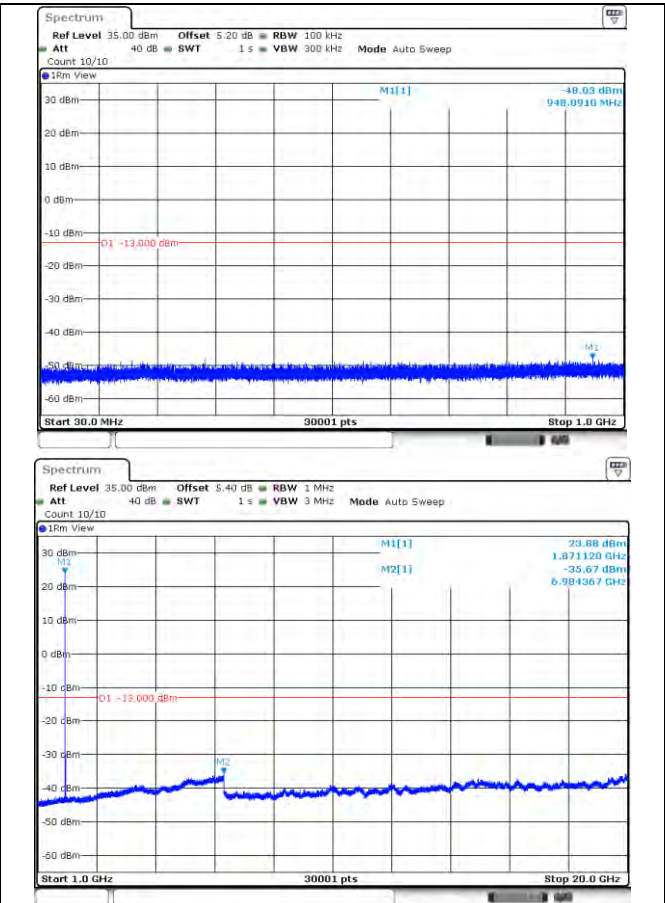
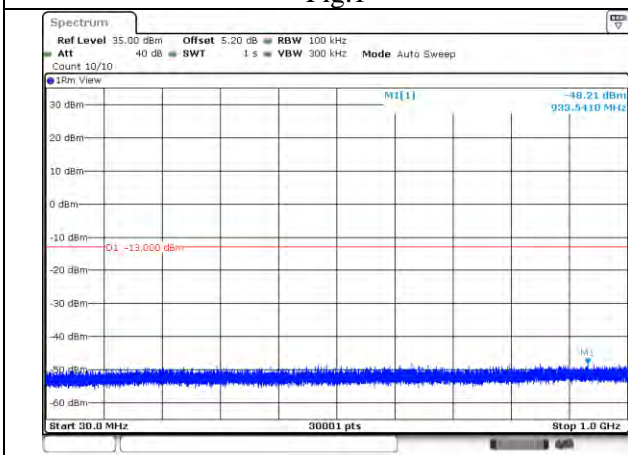


Fig.2



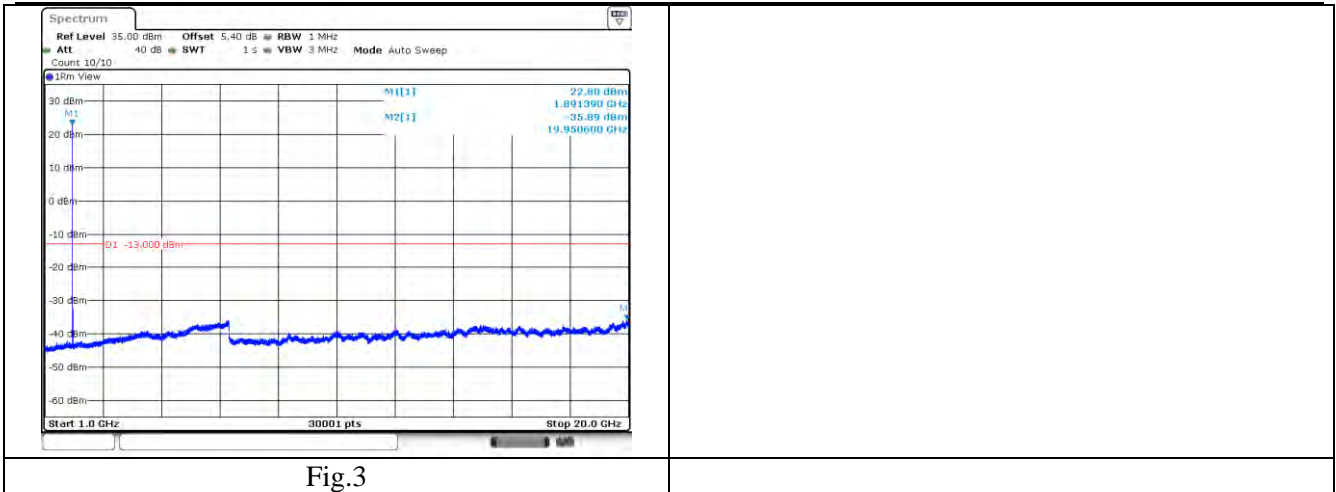


Fig.3

## 5 Band Edges Compliance

Band	Carrier frequency (MHz)	Channel	BW	RB Size	RB Offset	Band Edges Plot			
						QPSK			
2	1850.7	18607	1.4	1	0	Fig.1			
				6	0	Fig.2			
	1909.3	19193		1	5	Fig.3			
				6	0	Fig.4			
	1851.5	18615	3	1	0	Fig.5			
				15	0	Fig.6			
				1908.5	19185	1	14	Fig.7	
						15	0	Fig.8	
	1852.5	18625		5	1	0	Fig.9		
					25	0	Fig.10		
			1907.5		19175	1	24	Fig.11	
						25	0	Fig.12	
	1855	18650	10		1	0	Fig.13		
					50	0	Fig.14		
					1905	19150	1	49	Fig.15
							50	0	Fig.16
	1857.5	18675		15	1	0	Fig.17		
					75	0	Fig.18		
			1902.5		19125	1	74	Fig.19	
						75	0	Fig.20	
	1860	18700	20		1	0	Fig.21		
					100	0	Fig.22		
				1900	19100	1	99	Fig.23	
						100	0	Fig.24	



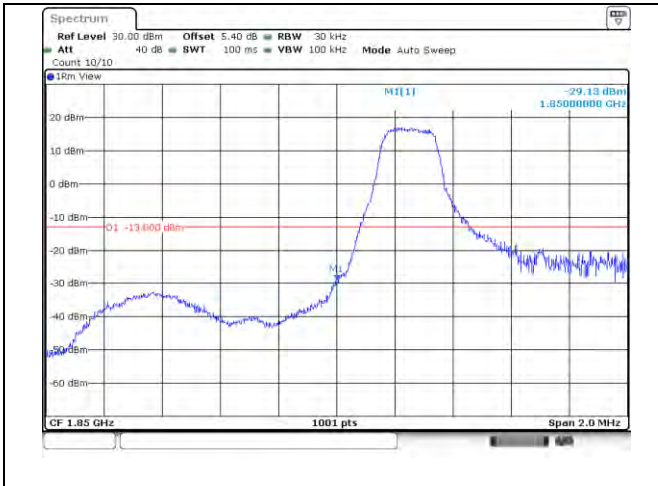


Fig.1

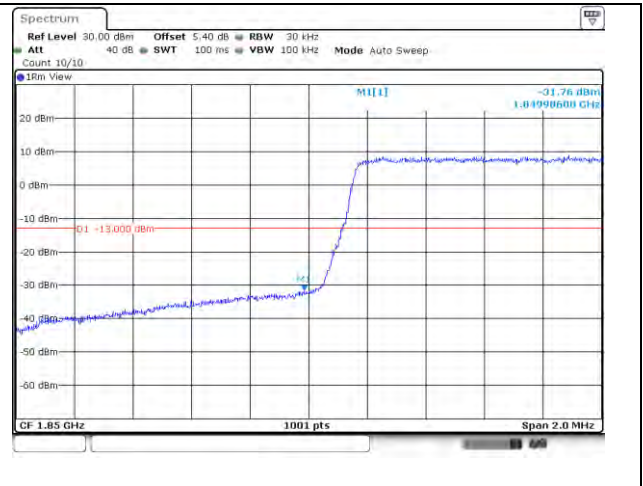


Fig.2

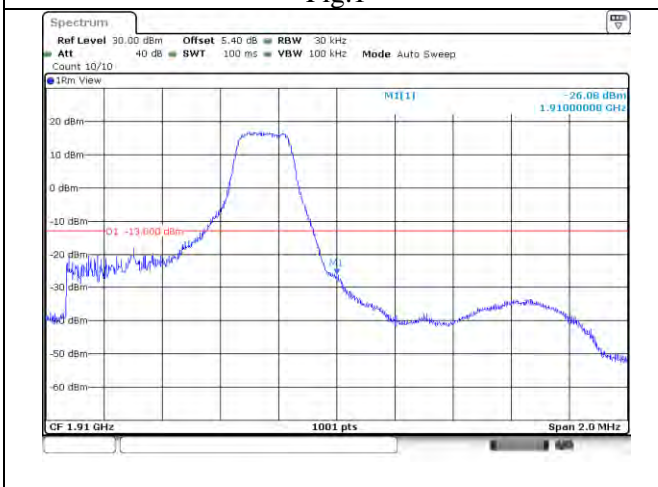


Fig.3

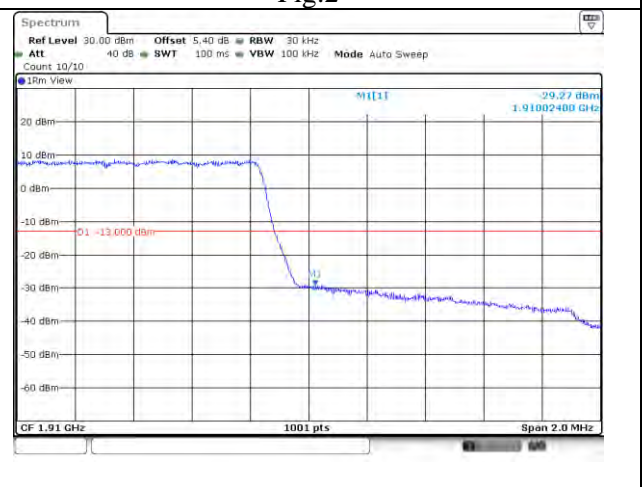


Fig.4

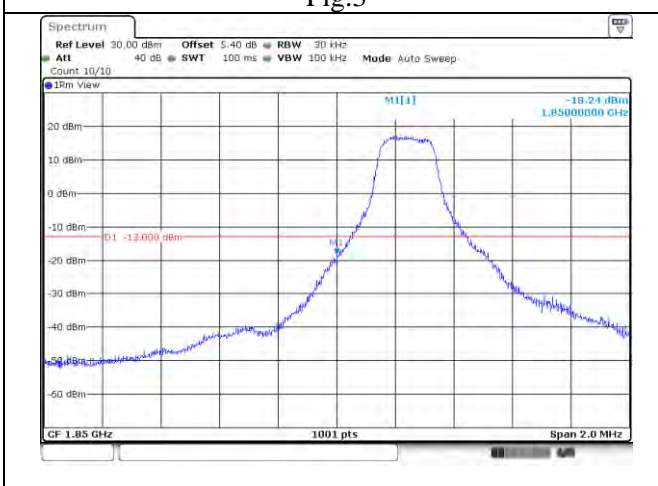


Fig.5

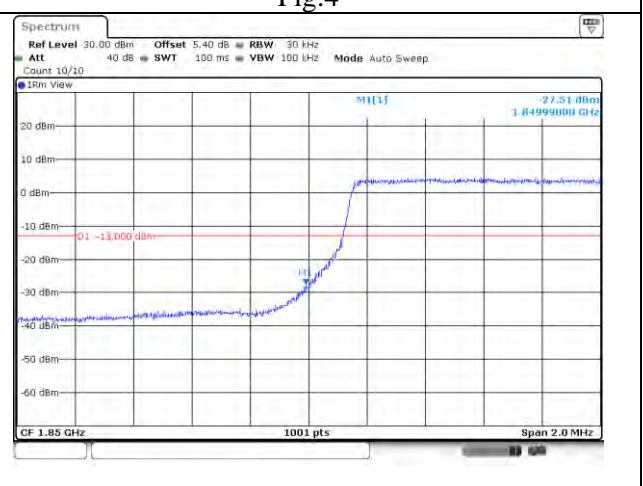


Fig.6

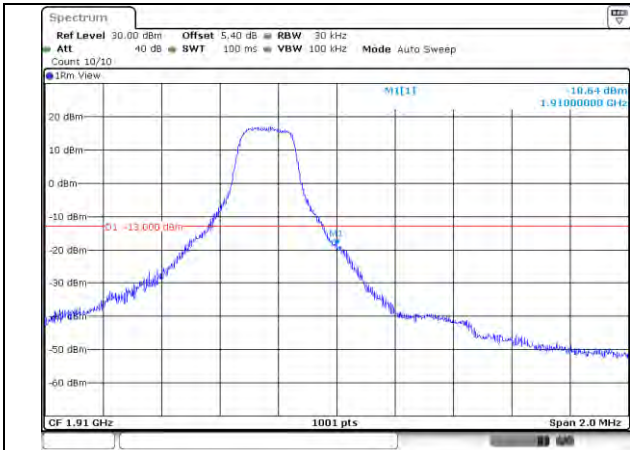


Fig.7



Fig.8

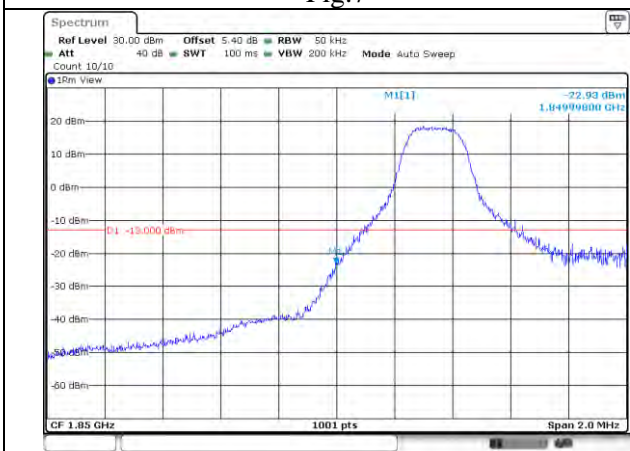


Fig.9



Fig.10

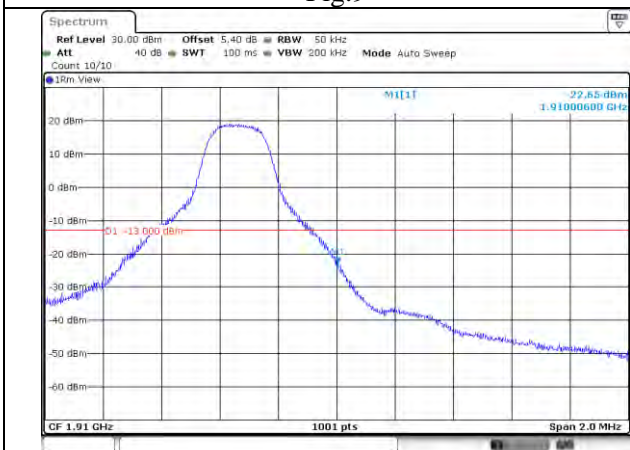


Fig.11



Fig.12

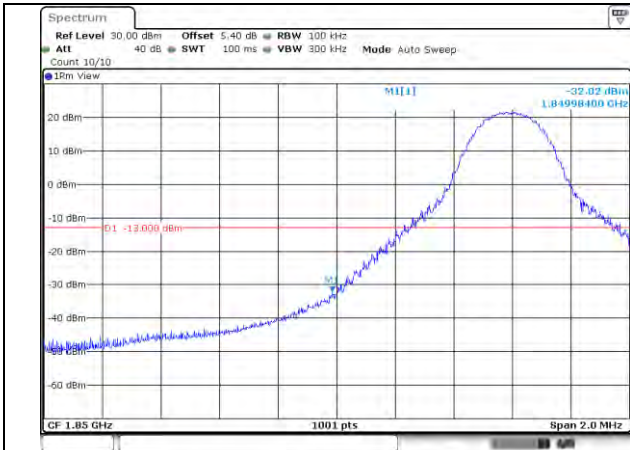


Fig.13



Fig.14



Fig.15

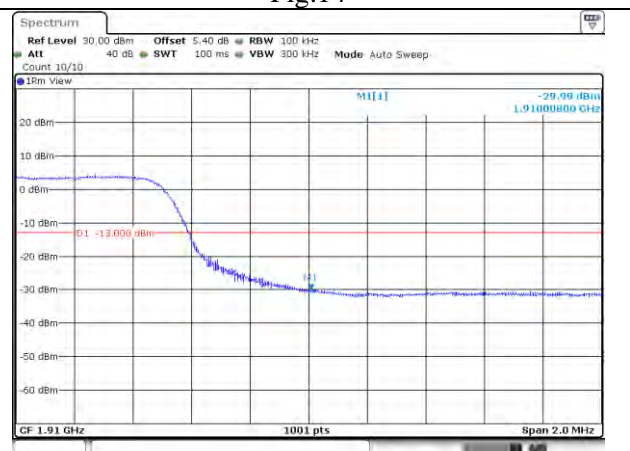


Fig.16

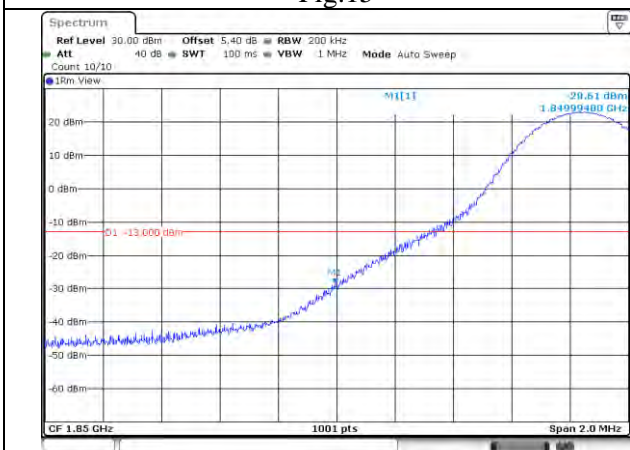


Fig.17

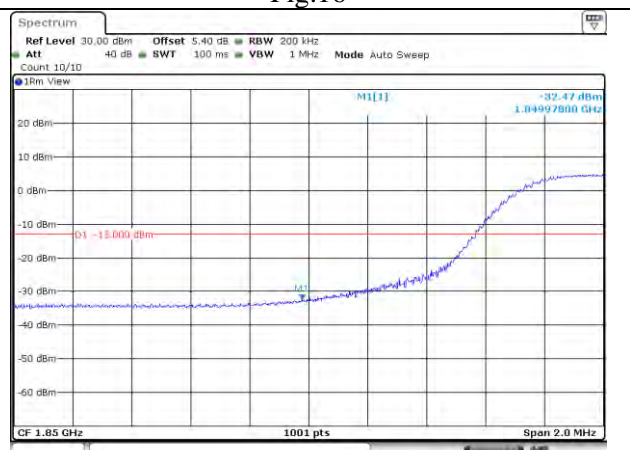


Fig.18



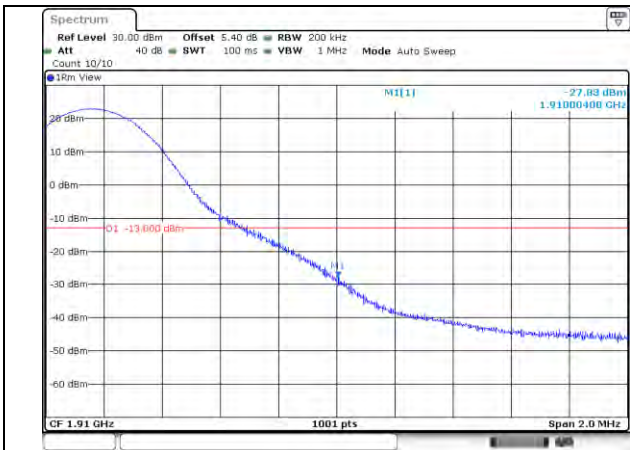


Fig.19



Fig.20

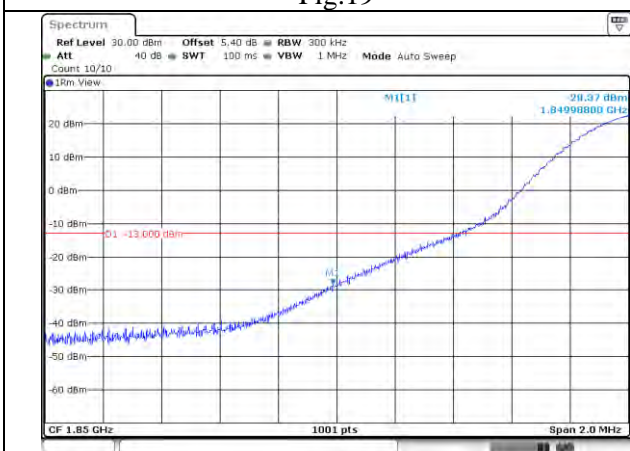


Fig.21

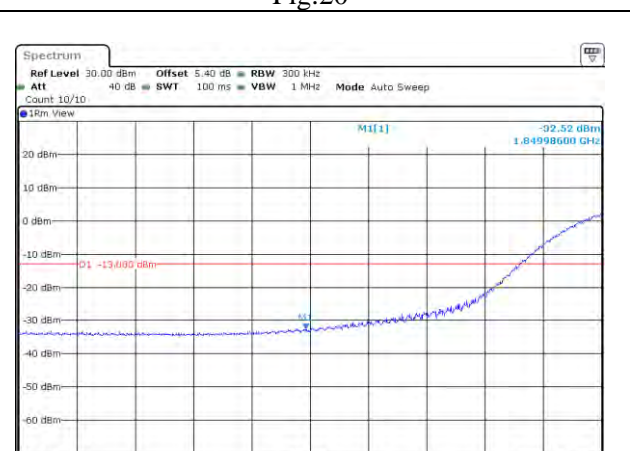


Fig.22

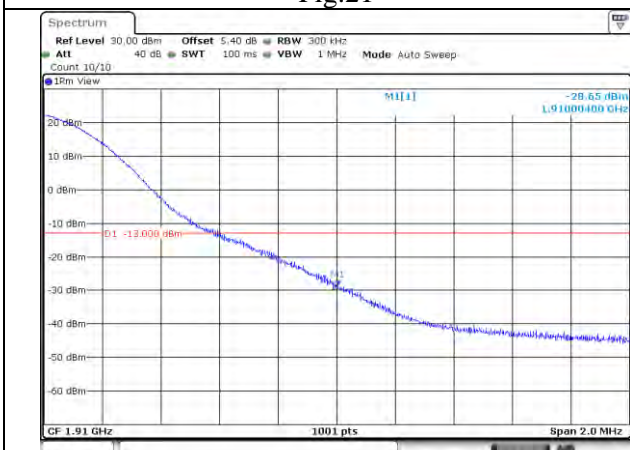


Fig.23

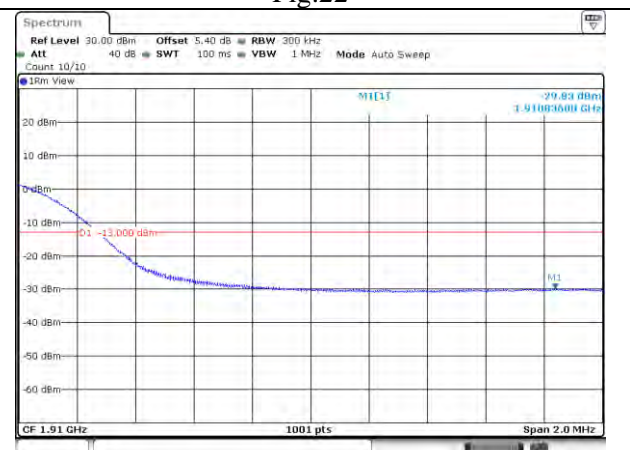


Fig.24

## 6 Frequency Stability

Temperature(°C)	Voltage	Test Result (ppm) Band2 Low Channel QPSK					
		1.4M	3M	5M	10M	15M	20M
-30	NV	---	---	---	---	---	0.000376
-20	NV	---	---	---	---	---	0.002366
-10	NV	---	---	---	---	---	-0.002796
0	NV	---	---	---	---	---	0.002581
+10	NV	---	---	---	---	---	0.003011
+20	NV	---	---	---	---	---	0.004409
+30	NV	---	---	---	---	---	0.001398
+40	NV	---	---	---	---	---	0.004624
+50	NV	---	---	---	---	---	-0.001237
+20	LV	---	---	---	---	---	0.000430
+20	HV	---	---	---	---	---	0.001989

Temperature(°C)	Voltage	Test Result (ppm) Band2 High Channel QPSK					
		1.4M	3M	5M	10M	15M	20M
-30	NV	---	---	---	---	---	0.003632
-20	NV	---	---	---	---	---	-0.000737
-10	NV	---	---	---	---	---	0.000368
0	NV	---	---	---	---	---	0.000000
+10	NV	---	---	---	---	---	0.005632
+20	NV	---	---	---	---	---	0.006684
+30	NV	---	---	---	---	---	0.003947
+40	NV	---	---	---	---	---	-0.001263
+50	NV	---	---	---	---	---	0.004421
+20	LV	---	---	---	---	---	0.003158
+20	HV	---	---	---	---	---	0.000368

### 7 Effective Radiated Power and Effective Isotropic Radiated Power

Modulation	Carrier frequency (MHz)	UL Channel	BW	RB Size	RB Offset	Conducted power (dBm)	ERP/EIRP (dBm)	ERP/EIRP (W)		
QPSK	1850.7	18607	1.4	1	0	22.50	20	0.100		
				1	2	22.79	20.29	0.107		
				1	5	22.45	19.95	0.099		
				3	0	22.67	20.17	0.104		
				3	1	22.30	19.8	0.095		
				3	3	22.60	20.1	0.102		
	1880	18900		6	0	21.70	19.2	0.083		
				1	0	22.45	19.95	0.099		
				1	2	22.58	20.08	0.102		
				1	5	22.61	20.11	0.103		
				3	0	22.63	20.13	0.103		
				3	1	22.29	19.79	0.095		
				3	3	22.58	20.08	0.102		
				6	0	21.66	19.16	0.082		
				1909.3	19193	1	0	22.21	19.71	0.094
						1	2	22.49	19.99	0.100
						1	5	22.34	19.84	0.096
						3	0	22.39	19.89	0.097
	3	1				22.27	19.77	0.095		
	3	3				22.28	19.78	0.095		
	16QAM	1850.7		18607	6	0	21.35	18.85	0.077	
					1	0	21.60	19.1	0.081	
					1	2	21.89	19.39	0.087	
					1	5	21.83	19.33	0.086	
3			0		21.82	19.32	0.086			
3			1		21.69	19.19	0.083			
1880		18900	3	3	21.52	19.02	0.080			
			6	0	20.64	18.14	0.065			
			1	0	21.94	19.44	0.088			
			1	2	21.99	19.49	0.089			
			1	5	21.77	19.27	0.085			
			3	0	21.86	19.36	0.086			
			3	1	21.48	18.98	0.079			
			3	3	21.56	19.06	0.081			
			6	0	20.56	18.06	0.064			
			1909.3	19193	1	0	21.89	19.39	0.087	
					1	2	22.19	19.69	0.093	
					1	5	21.09	18.59	0.072	
3		0			21.48	18.98	0.079			
3		1			21.41	18.91	0.078			
3		3			21.39	18.89	0.077			
6		0	20.27	17.77	0.060					

Modulation	Carrier frequency (MHz)	UL Channel	BW	RB Size	RB Offset	Conducted power (dBm)	ERP/EIRP (dBm)	ERP/EIRP (W)
64QAM	1850.7	18607	1.4	1	0	20.52	18.02	0.063
				1	2	20.79	18.29	0.067
				1	5	20.78	18.28	0.067
				3	0	20.73	18.23	0.067
				3	1	20.67	18.17	0.066
				3	3	20.48	17.98	0.063
				6	0	19.62	17.12	0.052
	1880	18900		1	0	20.87	18.37	0.069
				1	2	20.93	18.43	0.070
				1	5	20.74	18.24	0.067
				3	0	20.83	18.33	0.068
				3	1	20.39	17.89	0.062
				3	3	20.47	17.97	0.063
				6	0	19.49	16.99	0.050
	1909.3	19193		1	0	20.79	18.29	0.067
				1	2	21.10	18.6	0.072
				1	5	20.02	17.52	0.056
				3	0	20.41	17.91	0.062
				3	1	20.35	17.85	0.061
				3	3	20.31	17.81	0.060
				6	0	19.25	16.75	0.047
256QAM	1850.7	18607	1	0	17.52	15.02	0.032	
			1	2	17.81	15.31	0.034	
			1	5	17.8	15.3	0.034	
			3	0	17.73	15.23	0.033	
			3	1	17.61	15.11	0.032	
			3	3	17.49	14.99	0.032	
			6	0	17.59	15.09	0.032	
	1880	18900	1	0	17.87	15.37	0.034	
			1	2	17.92	15.42	0.035	
			1	5	17.67	15.17	0.033	
			3	0	17.79	15.29	0.034	
			3	1	17.46	14.96	0.031	
			3	3	17.54	15.04	0.032	
			6	0	17.54	15.04	0.032	
	1909.3	19193	1	0	17.79	15.29	0.034	
			1	2	18.16	15.66	0.037	
			1	5	17.01	14.51	0.028	
			3	0	17.46	14.96	0.031	
			3	1	17.38	14.88	0.031	
			3	3	17.34	14.84	0.030	
			6	0	17.19	14.69	0.029	

Modulation	Carrier frequency (MHz)	UL Channel	BW	RB Size	RB Offset	Conducted power (dBm)	ERP/EIRP (dBm)	ERP/EIRP (W)	
QPSK	1851.5	18615	3	1	8	23.05	20.55	0.114	
				1	14	22.79	20.29	0.107	
				1	0	22.76	20.26	0.106	
				8	0	22.04	19.54	0.090	
				8	4	21.92	19.42	0.087	
				8	7	21.85	19.35	0.086	
				15	0	21.95	19.45	0.088	
	1880	18900		1	8	22.88	20.38	0.109	
				1	14	22.77	20.27	0.106	
				1	0	22.69	20.19	0.104	
				8	0	21.91	19.41	0.087	
				8	4	22.02	19.52	0.090	
				8	7	21.84	19.34	0.086	
				15	0	21.88	19.38	0.087	
	1908.5	19185		1	8	22.68	20.18	0.104	
				1	14	22.45	19.95	0.099	
				1	0	22.73	20.23	0.105	
				8	0	21.73	19.23	0.084	
				8	4	21.83	19.33	0.086	
				8	7	21.45	18.95	0.079	
				15	0	21.73	19.23	0.084	
	16QAM	1851.5		18615	1	8	22.15	19.65	0.092
					1	14	22.11	19.61	0.091
					1	0	21.89	19.39	0.087
8			0		20.84	18.34	0.068		
8			4		21.10	18.6	0.072		
8			7		20.93	18.43	0.070		
15			0		20.89	18.39	0.069		
1880		18900	1	8	22.19	19.69	0.093		
			1	14	22.03	19.53	0.090		
			1	0	21.88	19.38	0.087		
			8	0	20.94	18.44	0.070		
			8	4	20.98	18.48	0.070		
			8	7	20.85	18.35	0.068		
			15	0	20.80	18.3	0.068		
1908.5		19185	1	8	21.83	19.33	0.086		
			1	14	22.13	19.63	0.092		
			1	0	21.97	19.47	0.089		
			8	0	20.65	18.15	0.065		
			8	4	20.77	18.27	0.067		
			8	7	20.42	17.92	0.062		
			15	0	20.66	18.16	0.065		



Modulation	Carrier frequency (MHz)	UL Channel	BW	RB Size	RB Offset	Conducted power (dBm)	ERP/EIRP (dBm)	ERP/EIRP (W)	
64QAM	1851.5	18615	3	1	8	21.06	18.56	0.072	
				1	14	21.03	18.53	0.071	
				1	0	20.81	18.31	0.068	
				8	0	19.81	17.31	0.054	
				8	4	20.03	17.53	0.057	
				8	7	19.85	17.35	0.054	
				15	0	19.84	17.34	0.054	
	1880	18900		1	8	21.12	18.62	0.073	
				1	14	20.94	18.44	0.070	
				1	0	20.78	18.28	0.067	
				8	0	19.87	17.37	0.055	
				8	4	19.90	17.4	0.055	
				8	7	19.78	17.28	0.053	
				15	0	19.73	17.23	0.053	
	1908.5	19185		1	8	20.79	18.29	0.067	
				1	14	21.03	18.53	0.071	
				1	0	20.87	18.37	0.069	
				8	0	19.57	17.07	0.051	
				8	4	19.72	17.22	0.053	
				8	7	19.37	16.87	0.049	
				15	0	19.62	17.12	0.052	
	256QAM	1851.5		18615	1	8	18.12	15.62	0.036
					1	14	18.05	15.55	0.036
					1	0	17.86	15.36	0.034
8			0		17.74	15.24	0.033		
8			4		18.03	15.53	0.036		
8			7		17.84	15.34	0.034		
15			0		17.87	15.37	0.034		
1880		18900	1	8	18.12	15.62	0.036		
			1	14	17.99	15.49	0.035		
			1	0	17.84	15.34	0.034		
			8	0	17.87	15.37	0.034		
			8	4	17.89	15.39	0.035		
			8	7	17.79	15.29	0.034		
			15	0	17.71	15.21	0.033		
1908.5		19185	1	8	17.80	15.3	0.034		
			1	14	18.03	15.53	0.036		
			1	0	17.93	15.43	0.035		
			8	0	17.62	15.12	0.033		
			8	4	17.71	15.21	0.033		
			8	7	17.37	14.87	0.031		
			15	0	17.62	15.12	0.033		

Modulation	Carrier frequency (MHz)	UL Channel	BW	RB Size	RB Offset	Conducted power (dBm)	ERP/EIRP (dBm)	ERP/EIRP (W)
QPSK	1852.5	18625	5	1	0	22.84	20.34	0.108
				1	12	22.72	20.22	0.105
				1	24	22.55	20.05	0.101
				12	6	21.98	19.48	0.089
				12	0	21.97	19.47	0.089
				12	13	21.75	19.25	0.084
				25	0	22.02	19.52	0.090
	1880	18900		1	0	22.84	20.34	0.108
				1	12	22.68	20.18	0.104
				1	24	22.53	20.03	0.101
				12	6	21.78	19.28	0.085
				12	0	21.80	19.3	0.085
				12	13	21.81	19.31	0.085
				25	0	21.80	19.3	0.085
	1907.5	19175		1	0	22.58	20.08	0.102
				1	12	22.43	19.93	0.098
				1	24	22.53	20.03	0.101
				12	6	21.72	19.22	0.084
				12	0	21.58	19.08	0.081
				12	13	21.60	19.1	0.081
				25	0	21.67	19.17	0.083
16QAM	1852.5	18625	1	0	21.88	19.38	0.087	
			1	12	21.97	19.47	0.089	
			1	24	21.78	19.28	0.085	
			12	6	21.10	18.6	0.072	
			12	0	21.05	18.55	0.072	
			12	13	20.98	18.48	0.070	
			25	0	20.92	18.42	0.070	
	1880	18900	1	0	22.46	19.96	0.099	
			1	12	21.96	19.46	0.088	
			1	24	22.36	19.86	0.097	
			12	6	20.96	18.46	0.070	
			12	0	20.83	18.33	0.068	
			12	13	20.95	18.45	0.070	
			25	0	20.87	18.37	0.069	
	1907.5	19175	1	0	22.07	19.57	0.091	
			1	12	22.35	19.85	0.097	
			1	24	21.60	19.1	0.081	
			12	6	20.75	18.25	0.067	
			12	0	20.74	18.24	0.067	
			12	13	20.54	18.04	0.064	
			25	0	20.64	18.14	0.065	

Modulation	Carrier frequency (MHz)	UL Channel	BW	RB Size	RB Offset	Conducted power (dBm)	ERP/EIRP (dBm)	ERP/EIRP (W)
64QAM	1852.5	18625	5	1	0	20.80	18.3	0.068
				1	12	20.89	18.39	0.069
				1	24	20.72	18.22	0.066
				12	6	20.03	17.53	0.057
				12	0	20.00	17.5	0.056
				12	13	19.94	17.44	0.055
				25	0	19.84	17.34	0.054
	1880	18900		1	0	21.42	18.92	0.078
				1	12	20.86	18.36	0.069
				1	24	21.29	18.79	0.076
				12	6	19.94	17.44	0.055
				12	0	19.78	17.28	0.053
				12	13	19.92	17.42	0.055
				25	0	19.78	17.28	0.053
	1907.5	19175		1	0	21.04	18.54	0.071
				1	12	21.33	18.83	0.076
				1	24	20.58	18.08	0.064
				12	6	19.71	17.21	0.053
				12	0	19.71	17.21	0.053
				12	13	19.49	16.99	0.050
				25	0	19.58	17.08	0.051
256QAM	1852.5	18625	1	0	17.83	15.33	0.034	
			1	12	17.90	15.4	0.035	
			1	24	17.71	15.21	0.033	
			12	6	18.03	15.53	0.036	
			12	0	17.97	15.47	0.035	
			12	13	17.91	15.41	0.035	
			25	0	17.88	15.38	0.035	
	1880	18900	1	0	18.43	15.93	0.039	
			1	12	17.93	15.43	0.035	
			1	24	18.29	15.79	0.038	
			12	6	17.92	15.42	0.035	
			12	0	17.73	15.23	0.033	
			12	13	17.86	15.36	0.034	
			25	0	17.85	15.35	0.034	
	1907.5	19175	1	0	18.02	15.52	0.036	
			1	12	18.32	15.82	0.038	
			1	24	17.54	15.04	0.032	
			12	6	17.71	15.21	0.033	
			12	0	17.67	15.17	0.033	
			12	13	17.48	14.98	0.031	
			25	0	17.59	15.09	0.032	

Modulation	Carrier frequency (MHz)	UL Channel	BW	RB Size	RB Offset	Conducted power (dBm)	ERP/EIRP (dBm)	ERP/EIRP (W)
QPSK	1855	18650	10	1	49	22.81	20.31	0.107
				1	0	22.58	20.08	0.102
				1	24	22.47	19.97	0.099
				25	12	21.92	19.42	0.087
				25	0	21.79	19.29	0.085
				25	25	21.80	19.3	0.085
				50	0	21.89	19.39	0.087
	1880	18900		1	49	22.99	20.49	0.112
				1	0	22.57	20.07	0.102
				1	24	22.44	19.94	0.099
				25	12	21.86	19.36	0.086
				25	0	21.72	19.22	0.084
				25	25	21.75	19.25	0.084
				50	0	21.76	19.26	0.084
	1905	19150		1	49	22.70	20.2	0.105
				1	0	22.41	19.91	0.098
				1	24	22.55	20.05	0.101
				25	12	21.70	19.2	0.083
				25	0	21.56	19.06	0.081
				25	25	21.56	19.06	0.081
				50	0	21.54	19.04	0.080
16QAM	1855	18650	1	49	22.10	19.6	0.091	
			1	0	22.47	19.97	0.099	
			1	24	22.39	19.89	0.097	
			25	12	20.92	18.42	0.070	
			25	0	20.88	18.38	0.069	
			25	25	20.75	18.25	0.067	
			50	0	20.97	18.47	0.070	
	1880	18900	1	49	22.41	19.91	0.098	
			1	0	22.03	19.53	0.090	
			1	24	22.00	19.5	0.089	
			25	12	20.87	18.37	0.069	
			25	0	20.81	18.31	0.068	
			25	25	20.82	18.32	0.068	
			50	0	20.82	18.32	0.068	
	1905	19150	1	49	21.64	19.14	0.082	
			1	0	21.98	19.48	0.089	
			1	24	21.84	19.34	0.086	
			25	12	20.64	18.14	0.065	
			25	0	20.63	18.13	0.065	
			25	25	20.54	18.04	0.064	
			50	0	20.64	18.14	0.065	



Modulation	Carrier frequency (MHz)	UL Channel	BW	RB Size	RB Offset	Conducted power (dBm)	ERP/EIRP (dBm)	ERP/EIRP (W)
64QAM	1855	18650	10	1	49	21.03	18.53	0.071
				1	0	21.42	18.92	0.078
				1	24	21.29	18.79	0.076
				25	12	19.85	17.35	0.054
				25	0	19.80	17.3	0.054
				25	25	19.69	17.19	0.052
				50	0	19.95	17.45	0.056
	1880	18900		1	49	21.34	18.84	0.077
				1	0	20.93	18.43	0.070
				1	24	20.93	18.43	0.070
				25	12	19.81	17.31	0.054
				25	0	19.76	17.26	0.053
				25	25	19.75	17.25	0.053
				50	0	19.80	17.3	0.054
	1905	19150		1	49	20.57	18.07	0.064
				1	0	20.88	18.38	0.069
				1	24	20.81	18.31	0.068
				25	12	19.55	17.05	0.051
				25	0	19.59	17.09	0.051
				25	25	19.46	16.96	0.050
				50	0	19.57	17.07	0.051
256QAM	1855	18650	1	49	18.03	15.53	0.036	
			1	0	18.45	15.95	0.039	
			1	24	18.3	15.8	0.038	
			25	12	17.83	15.33	0.034	
			25	0	17.82	15.32	0.034	
			25	25	17.67	15.17	0.033	
			50	0	17.89	15.39	0.035	
	1880	18900	1	49	18.31	15.81	0.038	
			1	0	17.99	15.49	0.035	
			1	24	17.92	15.42	0.035	
			25	12	17.84	15.34	0.034	
			25	0	17.71	15.21	0.033	
			25	25	17.75	15.25	0.033	
			50	0	17.8	15.3	0.034	
	1905	19150	1	49	17.54	15.04	0.032	
			1	0	17.93	15.43	0.035	
			1	24	17.81	15.31	0.034	
			25	12	17.61	15.11	0.032	
			25	0	17.58	15.08	0.032	
			25	25	17.44	14.94	0.031	
			50	0	17.60	15.1	0.032	

Modulation	Carrier frequency (MHz)	UL Channel	BW	RB Size	RB Offset	Conducted power (dBm)	ERP/EIRP (dBm)	ERP/EIRP (W)
QPSK	1857.5	18675	15	1	38	22.76	20.26	0.106
				1	74	22.66	20.16	0.104
				1	0	22.43	19.93	0.098
				36	18	21.85	19.35	0.086
				36	0	21.84	19.34	0.086
				36	39	21.78	19.28	0.085
				75	0	21.76	19.26	0.084
	1880	18900		1	38	22.65	20.15	0.104
				1	74	22.58	20.08	0.102
				1	0	22.54	20.04	0.101
				36	18	21.70	19.2	0.083
				36	0	21.69	19.19	0.083
				36	39	21.82	19.32	0.086
				75	0	21.71	19.21	0.083
	1902.5	19125		1	38	22.48	19.98	0.100
				1	74	22.39	19.89	0.097
				1	0	22.33	19.83	0.096
				36	18	21.51	19.01	0.080
				36	0	21.59	19.09	0.081
				36	39	21.54	19.04	0.080
				75	0	21.60	19.1	0.081
16QAM	1857.5	18675	1	38	22.32	19.82	0.096	
			1	74	21.88	19.38	0.087	
			1	0	21.62	19.12	0.082	
			36	18	20.83	18.33	0.068	
			36	0	20.80	18.3	0.068	
			36	39	20.78	18.28	0.067	
			75	0	20.75	18.25	0.067	
	1880	18900	1	38	22.12	19.62	0.092	
			1	74	21.69	19.19	0.083	
			1	0	21.87	19.37	0.086	
			36	18	20.79	18.29	0.067	
			36	0	20.77	18.27	0.067	
			36	39	20.70	18.2	0.066	
			75	0	20.69	18.19	0.066	
	1902.5	19125	1	38	21.42	18.92	0.078	
			1	74	21.50	19	0.079	
			1	0	21.45	18.95	0.079	
			36	18	20.55	18.05	0.064	
			36	0	20.45	17.95	0.062	
			36	39	20.57	18.07	0.064	
			75	0	20.42	17.92	0.062	

Modulation	Carrier frequency (MHz)	UL Channel	BW	RB Size	RB Offset	Conducted power (dBm)	ERP/EIRP (dBm)	ERP/EIRP (W)	
64QAM	1857.5	18675	15	1	38	21.28	18.78	0.076	
				1	74	20.84	18.34	0.068	
				1	0	20.57	18.07	0.064	
				36	18	19.74	17.24	0.053	
				36	0	19.72	17.22	0.053	
				36	39	19.71	17.21	0.053	
				75	0	19.67	17.17	0.052	
	1880	18900		1	38	21.02	18.52	0.071	
				1	74	20.63	18.13	0.065	
				1	0	20.78	18.28	0.067	
				36	18	19.73	17.23	0.053	
				36	0	19.74	17.24	0.053	
				36	39	19.68	17.18	0.052	
				75	0	19.60	17.1	0.051	
	1902.5	19125		1	38	20.37	17.87	0.061	
				1	74	20.45	17.95	0.062	
				1	0	20.35	17.85	0.061	
				36	18	19.52	17.02	0.050	
				36	0	19.42	16.92	0.049	
				36	39	19.48	16.98	0.050	
				75	0	19.34	16.84	0.048	
	256QAM	1857.5		18675	1	38	18.29	15.79	0.038
					1	74	17.78	15.28	0.034
					1	0	17.56	15.06	0.032
36			18		17.75	15.25	0.033		
36			0		17.76	15.26	0.034		
36			39		17.74	15.24	0.033		
75			0		17.69	15.19	0.033		
1880		18900	1	38	18.08	15.58	0.036		
			1	74	17.60	15.1	0.032		
			1	0	17.79	15.29	0.034		
			36	18	17.77	15.27	0.034		
			36	0	17.69	15.19	0.033		
			36	39	17.60	15.1	0.032		
			75	0	17.59	15.09	0.032		
1902.5		19125	1	38	17.32	14.82	0.030		
			1	74	17.42	14.92	0.031		
			1	0	17.37	14.87	0.031		
			36	18	17.53	15.03	0.032		
			36	0	17.41	14.91	0.031		
			36	39	17.48	14.98	0.031		
			75	0	17.33	14.83	0.030		

Modulation	Carrier frequency (MHz)	UL Channel	BW	RB Size	RB Offset	Conducted power (dBm)	ERP/EIRP (dBm)	ERP/EIRP (W)
QPSK	1860	18700	20	1	99	22.71	20.21	0.105
				1	49	22.72	20.22	0.105
				1	0	22.56	20.06	0.101
				50	0	21.75	19.25	0.084
				50	50	21.83	19.33	0.086
				50	25	21.81	19.31	0.085
				100	0	21.85	19.35	0.086
	1880	18900		1	99	22.66	20.16	0.104
				1	49	22.73	20.23	0.105
				1	0	22.66	20.16	0.104
				50	0	21.84	19.34	0.086
				50	50	21.61	19.11	0.081
				50	25	21.68	19.18	0.083
				100	0	21.65	19.15	0.082
	1900	19100		1	99	22.71	20.21	0.105
				1	49	22.71	20.21	0.105
				1	0	22.34	19.84	0.096
				50	0	21.65	19.15	0.082
				50	50	21.52	19.02	0.080
				50	25	21.60	19.1	0.081
				100	0	21.56	19.06	0.081
16QAM	1860	18700	1	99	22.18	19.68	0.093	
			1	49	21.79	19.29	0.085	
			1	0	21.80	19.3	0.085	
			50	0	20.70	18.2	0.066	
			50	50	20.86	18.36	0.069	
			50	25	20.67	18.17	0.066	
			100	0	20.77	18.27	0.067	
	1880	18900	1	99	22.23	19.73	0.094	
			1	49	21.58	19.08	0.081	
			1	0	21.90	19.4	0.087	
			50	0	20.82	18.32	0.068	
			50	50	20.67	18.17	0.066	
			50	25	20.75	18.25	0.067	
			100	0	20.74	18.24	0.067	
	1900	19100	1	99	21.68	19.18	0.083	
			1	49	22.01	19.51	0.089	
			1	0	21.68	19.18	0.083	
			50	0	20.78	18.28	0.067	
			50	50	20.62	18.12	0.065	
			50	25	20.46	17.96	0.063	
			100	0	20.52	18.02	0.063	



Modulation	Carrier frequency (MHz)	UL Channel	BW	RB Size	RB Offset	Conducted power (dBm)	ERP/EIRP (dBm)	ERP/EIRP (W)	
64QAM	1860	18700	20	1	99	21.14	18.64	0.073	
				1	49	20.77	18.27	0.067	
				1	0	20.71	18.21	0.066	
				50	0	19.63	17.13	0.052	
				50	50	19.81	17.31	0.054	
				50	25	19.60	17.1	0.051	
				100	0	19.69	17.19	0.052	
	1880	18900		1	99	21.21	18.71	0.074	
				1	49	20.51	18.01	0.063	
				1	0	20.85	18.35	0.068	
				50	0	19.80	17.3	0.054	
				50	50	19.59	17.09	0.051	
				50	25	19.68	17.18	0.052	
				100	0	19.72	17.22	0.053	
	1900	19100		1	99	20.60	18.1	0.065	
				1	49	20.99	18.49	0.071	
				1	0	20.64	18.14	0.065	
				50	0	19.74	17.24	0.053	
				50	50	19.52	17.02	0.050	
				50	25	19.40	16.9	0.049	
				100	0	19.42	16.92	0.049	
	256QAM	1860		18700	1	99	18.16	15.66	0.037
					1	49	17.76	15.26	0.034
					1	0	17.72	15.22	0.033
50			0		17.61	15.11	0.032		
50			50		17.77	15.27	0.034		
50			25		17.59	15.09	0.032		
100			0		17.75	15.25	0.033		
1880		18900	1	99	18.20	15.7	0.037		
			1	49	17.51	15.01	0.032		
			1	0	17.86	15.36	0.034		
			50	0	17.74	15.24	0.033		
			50	50	17.58	15.08	0.032		
			50	25	17.66	15.16	0.033		
			100	0	17.71	15.21	0.033		
1900		19100	1	99	17.62	15.12	0.033		
			1	49	17.94	15.44	0.035		
			1	0	17.59	15.09	0.032		
			50	0	17.75	15.25	0.033		
			50	50	17.56	15.06	0.032		
			50	25	17.44	14.94	0.031		
			100	0	17.47	14.97	0.031		

**Test on the worst case:**

Band	Bandwidth	Modulation	Channel	RB Configuration	Conducted power (dBm)	ERP/EIRP (dBm)	ERP/EIRP (W)
Band2	3MHz	QPSK	18615	1RB#8	22.78	20.28	0.107
				1RB#14	22.58	20.08	0.102
				1RB#0	22.44	19.94	0.099