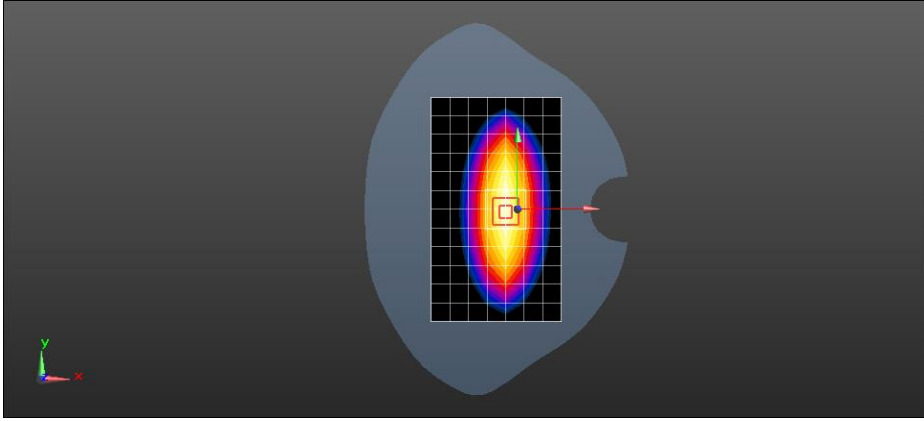
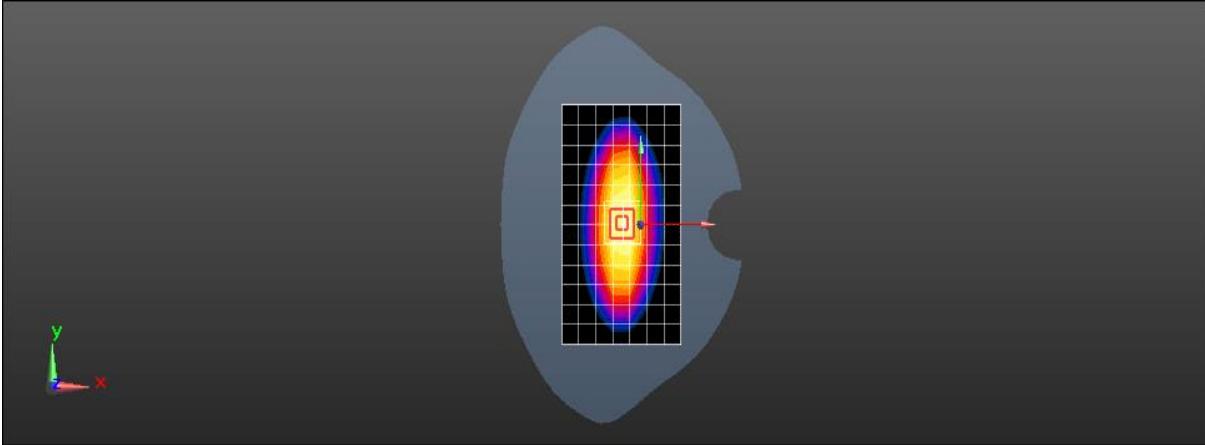


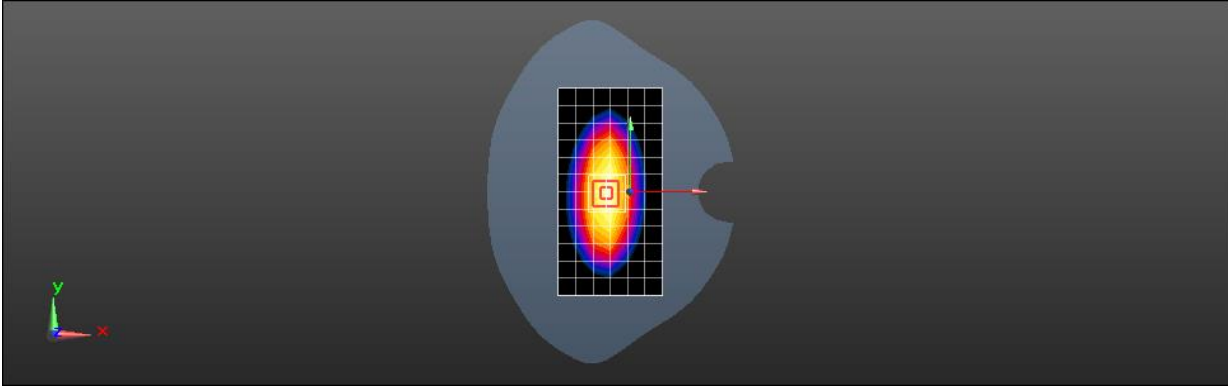
ANNEX A – TEST PLOTS

System check	750MHz
Date: 2021-08-26	
Communication System: UID 0, CW (0); Frequency: 750 MHz;Duty Cycle: 1:1	
Medium: HSL750;Medium parameters used: f = 750 MHz; $\sigma = 0.873$ S/m; $\epsilon_r = 42.798$; $\rho = 1000$ kg/m ³	
Phantom section: Flat Section	
DASY 5 Configuration:	
<ul style="list-style-type: none"> Probe: ES3DV3 - SN3127; ConvF(6.32, 6.32, 6.32) @ 750 MHz; Calibrated: 2020-09-01 Sensor-Surface: 3mm (Mechanical Surface Detection) Electronics: DAE4 Sn720; Calibrated: 2020-09-30 Phantom: Twin-SAM 1560; Type: QD 000 P40 CD; Serial: 1659 Measurement SW: DASY52, Version 52.10 (4); SEMCAD X Version 14.6.14(7483) 	
<p>Body/d=15mm, Pin=250mW/Area Scan (8x13x1): Measurement grid: dx=15mm, dy=15mm Maximum value of SAR (measured) = 3.00 W/kg</p> <p>Body/d=15mm, Pin=250mW/Zoom Scan (5x5x7)/Cube 0: Measurement grid: dx=8mm, dy=8mm, dz=5mm Reference Value = 47.07 V/m; Power Drift = 0.04 dB Peak SAR (extrapolated) = 3.49 W/kg SAR(1 g) = 2.12 W/kg; SAR(10 g) = 1.36 W/kg Smallest distance from peaks to all points 3 dB below = 19.5 mm Ratio of SAR at M2 to SAR at M1 = 60.7% Maximum value of SAR (measured) = 2.97 W/kg</p>	
	

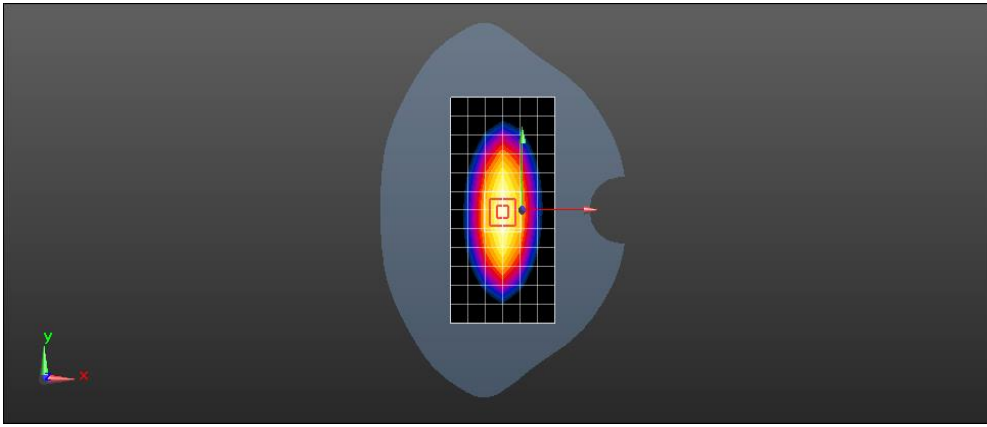
SRTC performed system check by using 250mw at antenna port

System check	750MHz
<p style="text-align: right;">Date: 2021-08-27</p> <p>Communication System: UID 0, CW (0); Frequency: 750 MHz; Duty Cycle: 1:1</p> <p>Medium: HSL750; Medium parameters used: $f = 750 \text{ MHz}$; $\sigma = 0.898 \text{ S/m}$; $\epsilon_r = 41.539$; $\rho = 1000 \text{ kg/m}^3$</p> <p>Phantom section: Flat Section</p> <p>DASY 5 Configuration:</p> <ul style="list-style-type: none"> Probe: ES3DV3 - SN3127; ConvF(6.32, 6.32, 6.32) @ 750 MHz; Calibrated: 2020-09-01 Sensor-Surface: 3mm (Mechanical Surface Detection) Electronics: DAE4 Sn720; Calibrated: 2020-09-30 Phantom: Twin-SAM 1560; Type: QD 000 P40 CD; Serial: 1659 Measurement SW: DASY52, Version 52.10 (4); SEMCAD X Version 14.6.14(7483) <p>Body/d=15mm, Pin=250mW/Area Scan (8x13x1): Measurement grid: dx=15mm, dy=15mm Maximum value of SAR (measured) = 2.47 W/kg</p> <p>Body/d=15mm, Pin=250mW/Zoom Scan (5x5x7)/Cube 0: Measurement grid: dx=8mm, dy=8mm, dz=5mm Reference Value = 47.64 V/m; Power Drift = 0.11 dB Peak SAR (extrapolated) = 3.30 W/kg SAR(1 g) = 2 W/kg; SAR(10 g) = 1.37 W/kg Smallest distance from peaks to all points 3 dB below = 17.6 mm Ratio of SAR at M2 to SAR at M1 = 60.2% Maximum value of SAR (measured) = 2.80 W/kg</p> 	

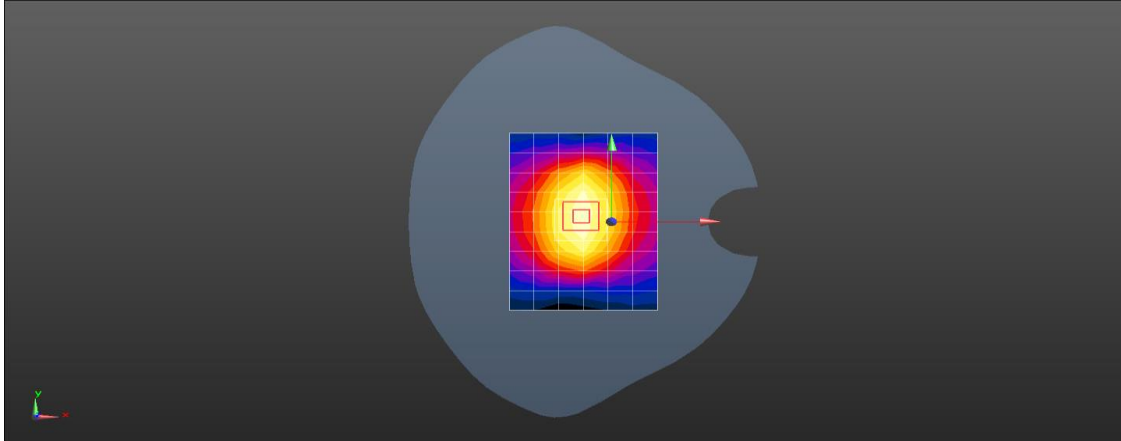
SRTC performed system check by using 250mw at antenna port

System check	835MHz
Date: 2021-08-28	
Communication System: UID 0, CW (0); Frequency: 835 MHz;Duty Cycle: 1:1	
Medium: HSL835;Medium parameters used: f = 835 MHz; $\sigma = 0.922$ S/m; $\epsilon_r = 41.537$; $\rho = 1000$ kg/m ³	
Phantom section: Flat Section	
DASY 5 Configuration:	
<ul style="list-style-type: none"> • Probe: ES3DV3 - SN3127; ConvF(6.16, 6.16, 6.16) @ 835 MHz; Calibrated: 2020-09-01 • Sensor-Surface: 3mm (Mechanical Surface Detection) • Electronics: DAE4 Sn720; Calibrated: 2020-09-30 • Phantom: Twin-SAM 1560; Type: QD 000 P40 CD; Serial: 1659 • Measurement SW: DASY52, Version 52.10 (4); SEMCAD X Version 14.6.14(7483) 	
<p>Body/d=15mm, Pin=250mW/Area Scan (7x13x1): Measurement grid: dx=15mm, dy=15mm Maximum value of SAR (measured) = 3.17 W/kg</p>	
<p>Body/d=15mm, Pin=250mW/Zoom Scan (5x5x7)/Cube 0: Measurement grid: dx=8mm, dy=8mm, dz=5mm</p>	
Reference Value = 53.79 V/m; Power Drift = -0.02 dB	
Peak SAR (extrapolated) = 3.96 W/kg	
SAR(1 g) = 2.53 W/kg; SAR(10 g) = 1.65 W/kg	
Smallest distance from peaks to all points 3 dB below = 16.3 mm	
Ratio of SAR at M2 to SAR at M1 = 65.2%	
Maximum value of SAR (measured) = 3.30 W/kg	
	

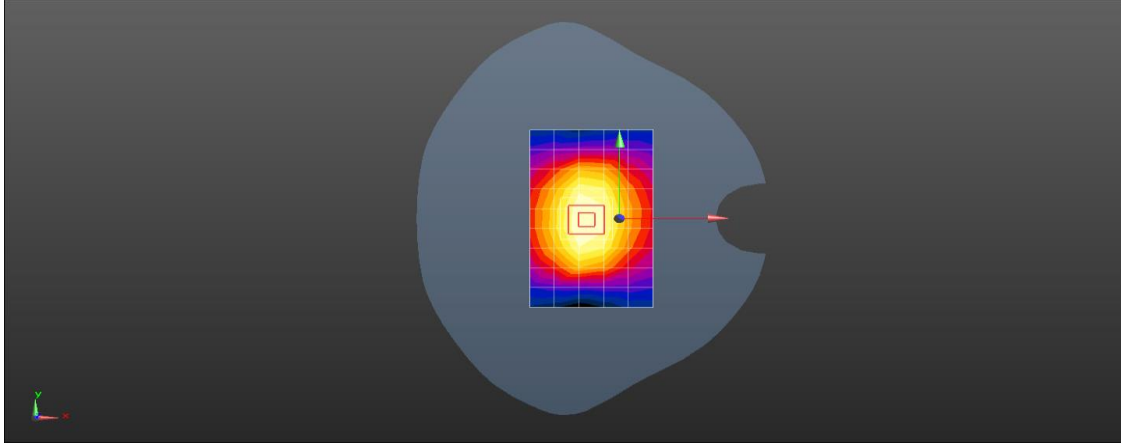
SRTC performed system check by using 250mw at antenna port

System check	835MHz
<p style="text-align: right;">Date: 2021-08-29</p> <p>Communication System: UID 0, CW (0); Frequency: 835 MHz;Duty Cycle: 1:1</p> <p>Medium: HSL835;Medium parameters used: f = 835 MHz; $\sigma = 0.914$ S/m; $\epsilon_r = 41.89$; $\rho = 1000$ kg/m³</p> <p>Phantom section: Flat Section</p> <p>DASY 5 Configuration:</p> <ul style="list-style-type: none"> Probe: ES3DV3 - SN3127; ConvF(6.16, 6.16, 6.16) @ 835 MHz; Calibrated: 2020-09-01 Sensor-Surface: 3mm (Mechanical Surface Detection) Electronics: DAE4 Sn720; Calibrated: 2020-09-30 Phantom: Twin-SAM 1560; Type: QD 000 P40 CD; Serial: 1659 Measurement SW: DASY52, Version 52.10 (4); SEMCAD X Version 14.6.14(7483) <p>Body/d=15mm, Pin=250mW/Area Scan (7x13x1): Measurement grid: dx=15mm, dy=15mm Maximum value of SAR (measured) = 3.17 W/kg</p> <p>Body/d=15mm, Pin=250mW/Zoom Scan (5x5x7)/Cube 0: Measurement grid: dx=8mm, dy=8mm, dz=5mm Reference Value = 55.29 V/m; Power Drift = -0.19 dB Peak SAR (extrapolated) = 3.58 W/kg SAR(1 g) = 2.49 W/kg; SAR(10 g) = 1.65 W/kg Smallest distance from peaks to all points 3 dB below = 16 mm Ratio of SAR at M2 to SAR at M1 = 69.1% Maximum value of SAR (measured) = 3.12 W/kg</p> 	

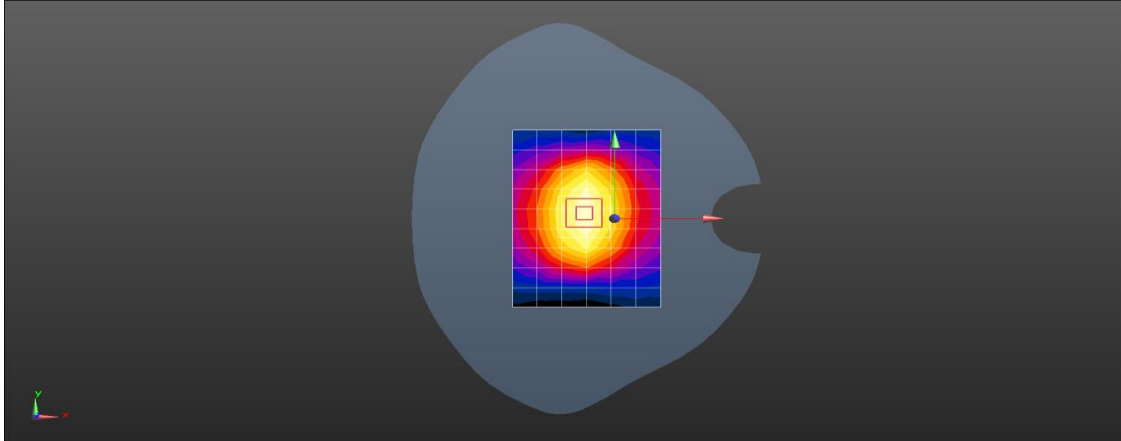
SRTC performed system check by using 250mw at antenna port

System check	1800MHz
Date: 2021-08-30	
Communication System: UID 0, CW (0); Frequency: 1800 MHz;Duty Cycle: 1:1	
Medium: HSL1800;Medium parameters used: f = 1800 MHz; $\sigma = 1.42$ S/m; $\epsilon_r = 38.88$; $\rho = 1000$ kg/m ³	
Phantom section: Flat Section	
DASY 5 Configuration:	
<ul style="list-style-type: none"> • Probe: ES3DV3 - SN3127; ConvF(5.12, 5.12, 5.12) @ 1800 MHz; Calibrated: 2020-09-01 • Sensor-Surface: 3mm (Mechanical Surface Detection) • Electronics: DAE4 Sn720; Calibrated: 2020-09-30 • Phantom: Twin-SAM 1560; Type: QD 000 P40 CD; Serial: 1659 • Measurement SW: DASY52, Version 52.10 (4); SEMCAD X Version 14.6.14(7483) 	
<p>Body/d=10mm, Pin=250mW/Area Scan (7x10x1): Measurement grid: dx=15mm, dy=15mm Maximum value of SAR (measured) = 15.1 W/kg</p>	
<p>Body/d=10mm, Pin=250mW/Zoom Scan (5x5x7)/Cube 0: Measurement grid: dx=8mm, dy=8mm, dz=5mm</p>	
Reference Value = 86.77 V/m; Power Drift = -0.03 dB	
Peak SAR (extrapolated) = 18.6 W/kg	
SAR(1 g) = 10 W/kg; SAR(10 g) = 5.34 W/kg	
Smallest distance from peaks to all points 3 dB below = 11.2 mm	
Ratio of SAR at M2 to SAR at M1 = 53.8%	
Maximum value of SAR (measured) = 15.4 W/kg	
	

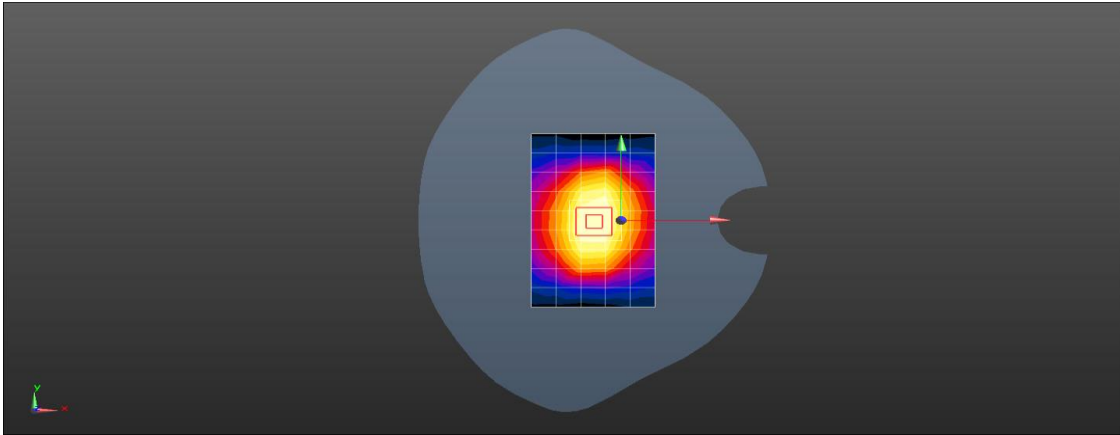
SRTC performed system check by using 250mw at antenna port

System check	1800MHz
<p style="text-align: right;">Date: 2021-08-31</p> <p>Communication System: UID 0, CW (0); Frequency: 1800 MHz;Duty Cycle: 1:1</p> <p>Medium: HSL1800;Medium parameters used: f = 1800 MHz; $\sigma = 1.388$ S/m; $\epsilon_r = 40.082$; $\rho = 1000$ kg/m³</p> <p>Phantom section: Flat Section</p> <p>DASY 5 Configuration:</p> <ul style="list-style-type: none"> • Probe: ES3DV3 - SN3127; ConvF(5.12, 5.12, 5.12) @ 1800 MHz; Calibrated: 2020-09-01 • Sensor-Surface: 3mm (Mechanical Surface Detection) • Electronics: DAE4 Sn720; Calibrated: 2020-09-30 • Phantom: Twin-SAM 1560; Type: QD 000 P40 CD; Serial: 1659 • Measurement SW: DASY52, Version 52.10 (4); SEMCAD X Version 14.6.14(7483) <p>Body/d=10mm, Pin=250mW/Area Scan (6x10x1): Measurement grid: dx=15mm, dy=15mm Maximum value of SAR (measured) = 12.2 W/kg</p> <p>Body/d=10mm, Pin=250mW/Zoom Scan (5x5x7)/Cube 0: Measurement grid: dx=8mm, dy=8mm, dz=5mm Reference Value = 88.61 V/m; Power Drift = 0.02 dB Peak SAR (extrapolated) = 18.8 W/kg SAR(1 g) = 10.1 W/kg; SAR(10 g) = 5.35 W/kg Smallest distance from peaks to all points 3 dB below = 9.6 mm Ratio of SAR at M2 to SAR at M1 = 53.5% Maximum value of SAR (measured) = 15.7 W/kg</p> 	

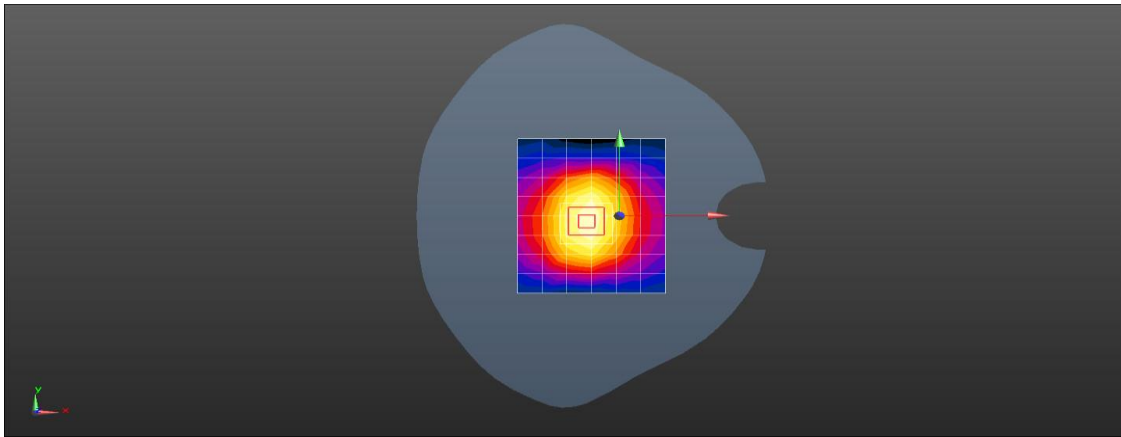
SRTC performed system check by using 250mw at antenna port

System check	1800MHz
Date: 2021-08-30	
Communication System: UID 0, CW (0); Frequency: 1800 MHz;Duty Cycle: 1:1	
Medium: HSL1800;Medium parameters used: f = 1800 MHz; $\sigma = 1.353$ S/m; $\epsilon_r = 40.309$; $\rho = 1000$ kg/m ³	
Phantom section: Flat Section	
DASY 5 Configuration:	
<ul style="list-style-type: none"> • Probe: EX3DV4 - SN3708; ConvF(8.27, 8.27, 8.27) @ 1800 MHz; Calibrated: 2020-10-30 • Sensor-Surface: 1.4mm (Mechanical Surface Detection) • Electronics: DAE4 Sn546; Calibrated: 2020-11-11 • Phantom: Twin-SAM 1560; Type: QD 000 P40 CD; Serial: 1559 • Measurement SW: DASY52, Version 52.10 (4); SEMCAD X Version 14.6.14(7483) 	
<p>Body/d=10mm, Pin=250mW/Area Scan (7x10x1): Measurement grid: dx=15mm, dy=15mm Maximum value of SAR (measured) = 13.8 W/kg</p>	
<p>Body/d=10mm, Pin=250mW/Zoom Scan (5x5x7)/Cube 0: Measurement grid: dx=8mm, dy=8mm, dz=5mm Reference Value = 86.61 V/m; Power Drift = -0.03 dB Peak SAR (extrapolated) = 17.1 W/kg</p>	
<p>SAR(1 g) = 9.26 W/kg; SAR(10 g) = 4.93 W/kg</p>	
<p>Smallest distance from peaks to all points 3 dB below = 10.7 mm</p>	
<p>Ratio of SAR at M2 to SAR at M1 = 53.9%</p>	
<p>Maximum value of SAR (measured) = 14.2 W/kg</p>	
	

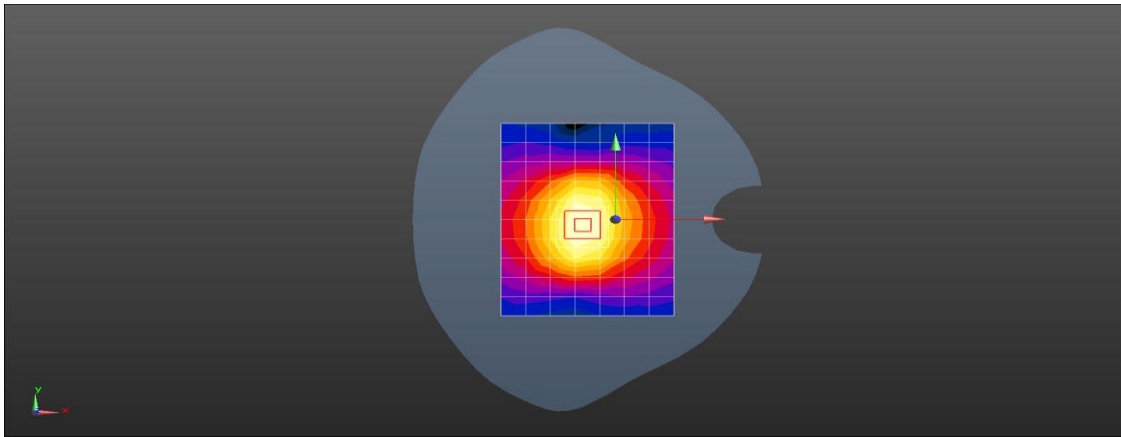
SRTC performed system check by using 250mw at antenna port

System check	1800MHz
<p style="text-align: right;">Date: 2021-08-31</p> <p>Communication System: UID 0, CW (0); Frequency: 1800 MHz;Duty Cycle: 1:1</p> <p>Medium: HSL1800;Medium parameters used: f = 1800 MHz; $\sigma = 1.343$ S/m; $\epsilon_r = 40.211$; $\rho = 1000$ kg/m³</p> <p>Phantom section: Flat Section</p> <p>DASY 5 Configuration:</p> <ul style="list-style-type: none"> • Probe: EX3DV4 - SN3708; ConvF(8.27, 8.27, 8.27) @ 1800 MHz; Calibrated: 2020-10-30 • Sensor-Surface: 1.4mm (Mechanical Surface Detection) • Electronics: DAE4 Sn546; Calibrated: 2020-11-11 • Phantom: Twin-SAM 1560; Type: QD 000 P40 CD; Serial: 1559 • Measurement SW: DASY52, Version 52.10 (4); SEMCAD X Version 14.6.14(7483) <p>Body/d=10mm, Pin=250mW/Area Scan (6x10x1): Measurement grid: dx=15mm, dy=15mm Maximum value of SAR (measured) = 10.1 W/kg</p> <p>Body/d=10mm, Pin=250mW/Zoom Scan (5x5x7)/Cube 0: Measurement grid: dx=8mm, dy=8mm, dz=5mm Reference Value = 84.42 V/m; Power Drift = -0.07 dB Peak SAR (extrapolated) = 17.1 W/kg SAR(1 g) = 9.26 W/kg; SAR(10 g) = 4.99 W/kg Smallest distance from peaks to all points 3 dB below = 9.7 mm Ratio of SAR at M2 to SAR at M1 = 54.1% Maximum value of SAR (measured) = 14.3 W/kg</p> 	

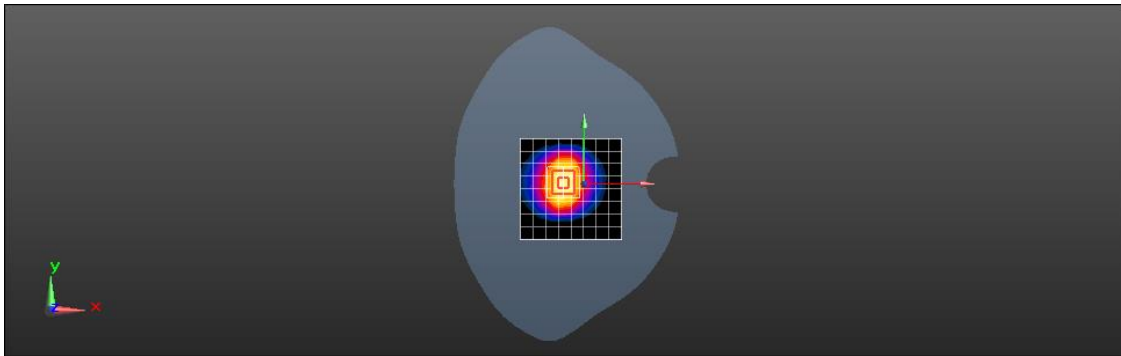
SRTC performed system check by using 250mw at antenna port

System check	2000MHz
<p style="text-align: right;">Date: 2021-08-30</p> <p>Communication System: UID 0, CW (0); Frequency: 2000 MHz;Duty Cycle: 1:1</p> <p>Medium: HSL2000;Medium parameters used: f = 2000 MHz; $\sigma = 1.459$ S/m; $\epsilon_r = 39.488$; $\rho = 1000$ kg/m³</p> <p>Phantom section: Flat Section</p> <p>DASY 5 Configuration:</p> <ul style="list-style-type: none"> • Probe: EX3DV4 - SN3708; ConvF(7.94, 7.94, 7.94) @ 2000 MHz; Calibrated: 2020-10-30 • Sensor-Surface: 1.4mm (Mechanical Surface Detection) • Electronics: DAE4 Sn546; Calibrated: 2020-11-11 • Phantom: Twin-SAM 1560; Type: QD 000 P40 CD; Serial: 1559 • Measurement SW: DASY52, Version 52.10 (4); SEMCAD X Version 14.6.14(7483) <p>Body/d=10mm, Pin=250mW/Area Scan (7x9x1): Measurement grid: dx=15mm, dy=15mm Maximum value of SAR (measured) = 11.3 W/kg</p> <p>Body/d=10mm, Pin=250mW/Zoom Scan (5x5x7)/Cube 0: Measurement grid: dx=8mm, dy=8mm, dz=5mm Reference Value = 90.26 V/m; Power Drift = -0.01 dB Peak SAR (extrapolated) = 19.8 W/kg SAR(1 g) = 10.7 W/kg; SAR(10 g) = 5.53 W/kg Smallest distance from peaks to all points 3 dB below = 11.1 mm Ratio of SAR at M2 to SAR at M1 = 55.7% Maximum value of SAR (measured) = 12.0 W/kg</p> 	

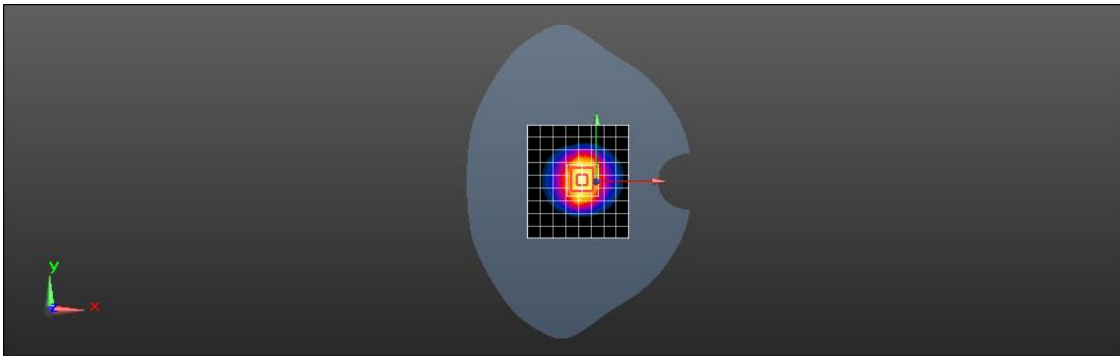
SRTC performed system check by using 250mw at antenna port

System check	2000MHz
<p style="text-align: right;">Date: 2021-08-31</p> <p>Communication System: UID 0, CW (0); Frequency: 2000 MHz;Duty Cycle: 1:1</p> <p>Medium: HSL2000;Medium parameters used: f = 2000 MHz; $\sigma = 1.451$ S/m; $\epsilon_r = 39.388$; $\rho = 1000$ kg/m³</p> <p>Phantom section: Flat Section</p> <p>DASY 5 Configuration:</p> <ul style="list-style-type: none"> • Probe: EX3DV4 - SN3708; ConvF(7.94, 7.94, 7.94) @ 2000 MHz; Calibrated: 2020-10-30 • Sensor-Surface: 1.4mm (Mechanical Surface Detection) • Electronics: DAE4 Sn546; Calibrated: 2020-11-11 • Phantom: Twin-SAM 1560; Type: QD 000 P40 CD; Serial: 1559 • Measurement SW: DASY52, Version 52.10 (4); SEMCAD X Version 14.6.14(7483) <p>Body/d=10mm, Pin=250mW/Area Scan (8x11x1): Measurement grid: dx=15mm, dy=15mm Maximum value of SAR (measured) = 10.1 W/kg</p> <p>Body/d=10mm, Pin=250mW/Zoom Scan (5x5x7)/Cube 0: Measurement grid: dx=8mm, dy=8mm, dz=5mm Reference Value = 90.25 V/m; Power Drift = -0.06 dB Peak SAR (extrapolated) = 19.6 W/kg SAR(1 g) = 10.6 W/kg; SAR(10 g) = 5.49 W/kg Smallest distance from peaks to all points 3 dB below = 11.2 mm Ratio of SAR at M2 to SAR at M1 = 55.8% Maximum value of SAR (measured) = 11.9 W/kg</p> 	

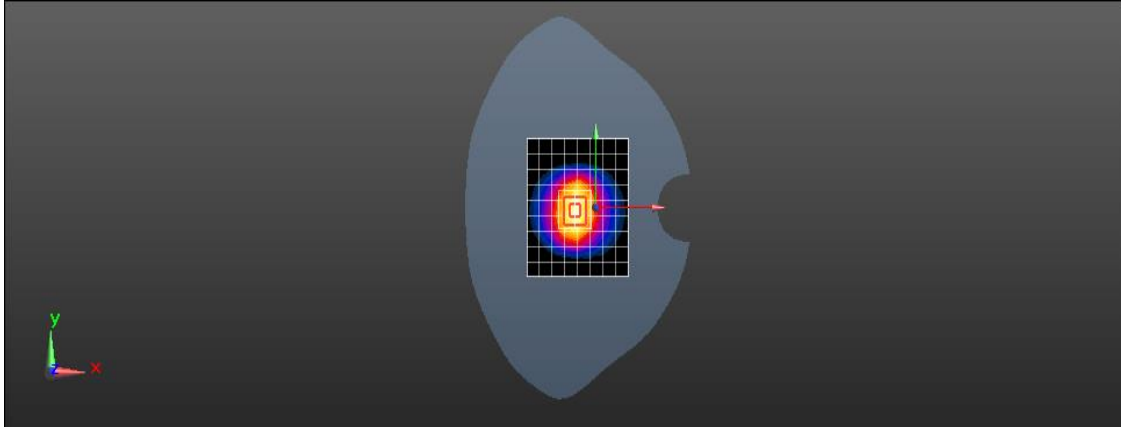
SRTC performed system check by using 250mw at antenna port

System check	2450MHz
<p style="text-align: right;">Date: 2021-08-28</p> <p>Communication System: UID 0, CW; Frequency: 2450 MHz; Duty Cycle: 1:1</p> <p>Medium: HSL2600; Medium parameters used: $f = 2450$ MHz; $\sigma = 1.808$ S/m; $\epsilon_r = 38.568$; $\rho = 1000$ kg/m³</p> <p>Phantom section: Flat Section</p> <p>DASY 5 Configuration:</p> <ul style="list-style-type: none"> • Probe: EX3DV4 - SN3708; ConvF(7.48, 7.48, 7.48) @ 2450 MHz; Calibrated: 2020-10-30 • Sensor-Surface: 1.4mm (Mechanical Surface Detection) • Electronics: DAE4 Sn546; Calibrated: 2020-11-11 • Phantom: Twin-SAM 1560; Type: QD 000 P40 CD; Serial: 1559 • Measurement SW: DASY52, Version 52.10 (4); SEMCAD X Version 14.6.14(7483) <p>Body/d=10mm, Pin=250mW/Area Scan (9x9x1): Measurement grid: dx=12mm, dy=12mm Maximum value of SAR (measured) = 15.8 W/kg</p> <p>Body/d=10mm, Pin=250mW/Zoom Scan (7x7x7)/Cube 0: Measurement grid: dx=5mm, dy=5mm, dz=5mm Reference Value = 85.92 V/m; Power Drift = 0.02 dB Peak SAR (extrapolated) = 25.5 W/kg SAR(1 g) = 12.4 W/kg; SAR(10 g) = 5.71 W/kg Smallest distance from peaks to all points 3 dB below = 9.1 mm Ratio of SAR at M2 to SAR at M1 = 48.3% Maximum value of SAR (measured) = 20.8 W/kg</p> 	

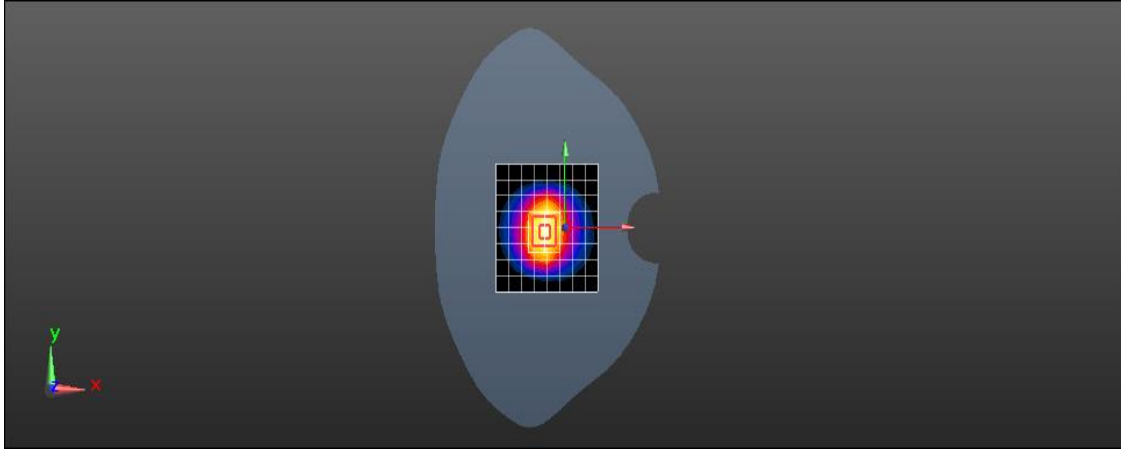
SRTC performed system check by using 250mw at antenna port

System check	2600MHz
<p style="text-align: right;">Date: 2021-08-25</p> <p>Communication System: UID 0, CW (0); Frequency: 2600 MHz;Duty Cycle: 1:1</p> <p>Medium: HSL2600;Medium parameters used: f = 2600 MHz; $\sigma = 2.017$ S/m; $\epsilon_r = 38.018$; $\rho = 1000$ kg/m³</p> <p>Phantom section: Flat Section</p> <p>DASY 5 Configuration:</p> <ul style="list-style-type: none"> • Probe: EX3DV4 - SN3708; ConvF(7.37, 7.37, 7.37) @ 2600 MHz; Calibrated: 2020-10-30 • Sensor-Surface: 1.4mm (Mechanical Surface Detection) • Electronics: DAE4 Sn546; Calibrated: 2020-11-11 • Phantom: Twin-SAM 1560; Type: QD 000 P40 CD; Serial: 1559 • Measurement SW: DASY52, Version 52.10 (4); SEMCAD X Version 14.6.14(7483) <p>Body/d=10mm, Pin=250mW/Area Scan (9x10x1): Measurement grid: dx=12mm, dy=12mm Maximum value of SAR (measured) = 19.1 W/kg</p> <p>Body/d=10mm, Pin=250mW/Zoom Scan (7x7x7)/Cube 0: Measurement grid: dx=5mm, dy=5mm, dz=5mm Reference Value = 84.15 V/m; Power Drift = -0.04 dB Peak SAR (extrapolated) = 30.4 W/kg SAR(1 g) = 13.9 W/kg; SAR(10 g) = 6.16 W/kg Smallest distance from peaks to all points 3 dB below = 8 mm Ratio of SAR at M2 to SAR at M1 = 46.4% Maximum value of SAR (measured) = 24.1 W/kg</p> 	

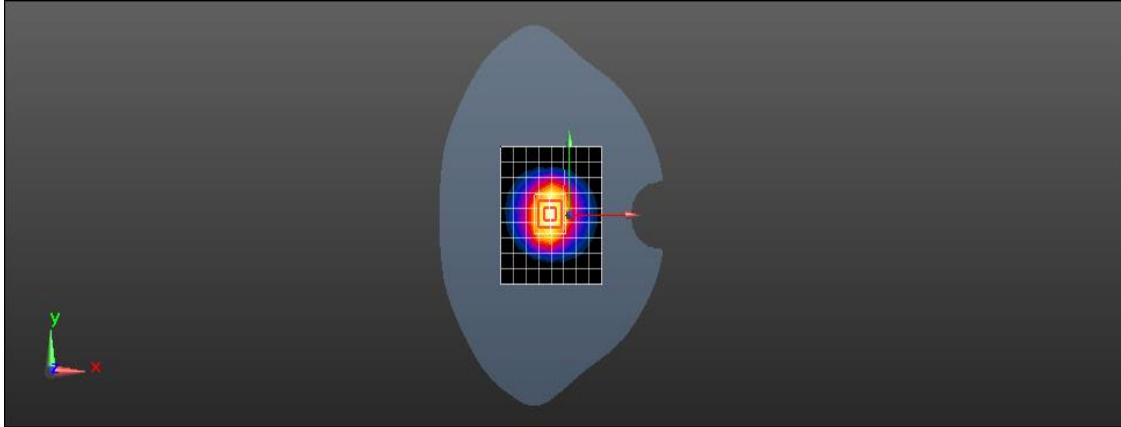
SRTC performed system check by using 250mw at antenna port

System check	2600MHz
<p style="text-align: right;">Date: 2021-08-26</p> <p>Communication System: UID 0, CW (0); Frequency: 2600 MHz;Duty Cycle: 1:1</p> <p>Medium: HSL2600;Medium parameters used: f = 2600 MHz; $\sigma = 2.006$ S/m; $\epsilon_r = 38.402$; $\rho = 1000$ kg/m³</p> <p>Phantom section: Flat Section</p> <p>DASY 5 Configuration:</p> <ul style="list-style-type: none"> • Probe: EX3DV4 - SN3708; ConvF(7.37, 7.37, 7.37) @ 2600 MHz; Calibrated: 2020-10-30 • Sensor-Surface: 1.4mm (Mechanical Surface Detection) • Electronics: DAE4 Sn546; Calibrated: 2020-11-11 • Phantom: Twin-SAM 1560; Type: QD 000 P40 CD; Serial: 1559 • Measurement SW: DASY52, Version 52.10 (4); SEMCAD X Version 14.6.14(7483) <p>Body/d=10mm, Pin=250mW/Area Scan (9x10x1): Measurement grid: dx=12mm, dy=12mm Maximum value of SAR (measured) = 21.6 W/kg</p> <p>Body/d=10mm, Pin=250mW/Zoom Scan (7x7x7)/Cube 0: Measurement grid: dx=5mm, dy=5mm, dz=5mm Reference Value = 86.89 V/m; Power Drift = 0.02 dB Peak SAR (extrapolated) = 29.9 W/kg SAR(1 g) = 13.6 W/kg; SAR(10 g) = 6.17 W/kg Smallest distance from peaks to all points 3 dB below = 8.9 mm Ratio of SAR at M2 to SAR at M1 = 46.4% Maximum value of SAR (measured) = 23.9 W/kg</p> 	

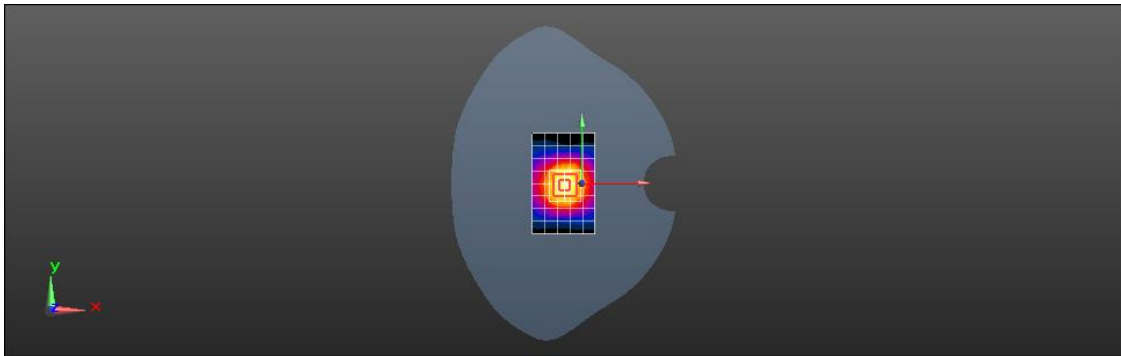
SRTC performed system check by using 250mw at antenna port

System check	2600MHz
Date: 2021-08-26	
Communication System: UID 0, CW (0); Frequency: 2600 MHz;Duty Cycle: 1:1	
Medium: HSL2600;Medium parameters used: f = 2600 MHz; $\sigma = 1.966$ S/m; $\epsilon_r = 38.468$; $\rho = 1000$ kg/m ³	
Phantom section: Flat Section	
DASY 5 Configuration:	
<ul style="list-style-type: none"> • Probe: EX3DV4 - SN3708; ConvF(7.37, 7.37, 7.37) @ 2600 MHz; Calibrated: 2020-10-30 • Sensor-Surface: 1.4mm (Mechanical Surface Detection) • Electronics: DAE4 Sn546; Calibrated: 2020-11-11 • Phantom: Twin-SAM 1560; Type: QD 000 P40 CD; Serial: 1559 • Measurement SW: DASY52, Version 52.10 (4); SEMCAD X Version 14.6.14(7483) 	
<p>Body/d=10mm, Pin=250mW/Area Scan (9x9x1): Measurement grid: dx=12mm, dy=12mm Maximum value of SAR (measured) = 22.3 W/kg</p>	
<p>Body/d=10mm, Pin=250mW/Zoom Scan (7x7x7)/Cube 0: Measurement grid: dx=5mm, dy=5mm, dz=5mm</p>	
Reference Value = 87.72 V/m; Power Drift = -0.03 dB	
Peak SAR (extrapolated) = 29.6 W/kg	
<p>SAR(1 g) = 13.7 W/kg; SAR(10 g) = 6.08 W/kg</p>	
Smallest distance from peaks to all points 3 dB below = 9 mm	
Ratio of SAR at M2 to SAR at M1 = 46.4%	
Maximum value of SAR (measured) = 23.7 W/kg	
	

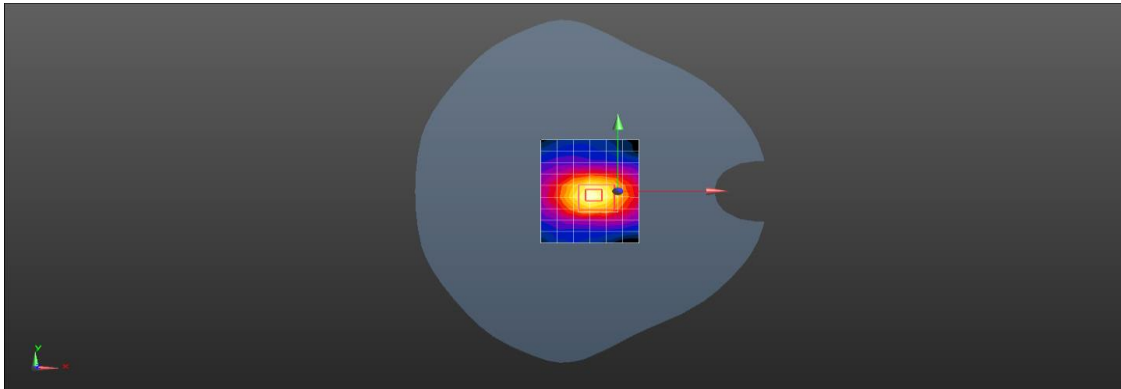
SRTC performed system check by using 250mw at antenna port

System check	2600MHz
<p style="text-align: right;">Date: 2021-08-26</p> <p>Communication System: UID 0, CW (0); Frequency: 2600 MHz;Duty Cycle: 1:1</p> <p>Medium: HSL2600;Medium parameters used: $f = 2600$ MHz; $\sigma = 1.959$ S/m; $\epsilon_r = 37.87$; $\rho = 1000$ kg/m³</p> <p>Phantom section: Flat Section</p> <p>DASY 5 Configuration:</p> <ul style="list-style-type: none"> • Probe: EX3DV4 - SN3708; ConvF(7.37, 7.37, 7.37) @ 2600 MHz; Calibrated: 2020-10-30 • Sensor-Surface: 1.4mm (Mechanical Surface Detection) • Electronics: DAE4 Sn546; Calibrated: 2020-11-11 • Phantom: Twin-SAM 1560; Type: QD 000 P40 CD; Serial: 1559 • Measurement SW: DASY52, Version 52.10 (4); SEMCAD X Version 14.6.14(7483) <p>Body/d=10mm, Pin=250mW/Area Scan (9x10x1): Measurement grid: dx=12mm, dy=12mm Maximum value of SAR (measured) = 22.1 W/kg</p> <p>Body/d=10mm, Pin=250mW/Zoom Scan (7x7x7)/Cube 0: Measurement grid: dx=5mm, dy=5mm, dz=5mm Reference Value = 90.04 V/m; Power Drift = -0.03 dB Peak SAR (extrapolated) = 29.5 W/kg SAR(1 g) = 13.8 W/kg; SAR(10 g) = 6.18 W/kg Smallest distance from peaks to all points 3 dB below = 9 mm Ratio of SAR at M2 to SAR at M1 = 46.7% Maximum value of SAR (measured) = 23.7 W/kg</p> 	

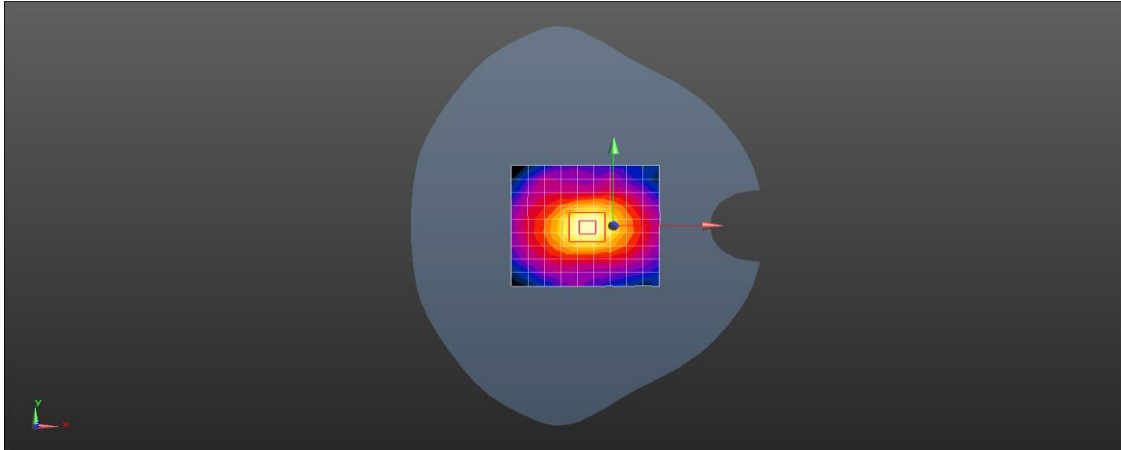
SRTC performed system check by using 250mw at antenna port

System check	3500MHz
<p style="text-align: right;">Date: 2021-08-27</p> <p>Communication System: UID 0, CW (0); Frequency: 3500 MHz;Duty Cycle: 1:1</p> <p>Medium: HSL3500;Medium parameters used: f = 3500 MHz; $\sigma = 2.954$ S/m; $\epsilon_r = 38.019$; $\rho = 1000$ kg/m³</p> <p>Phantom section: Flat Section</p> <p>DASY 5 Configuration:</p> <ul style="list-style-type: none"> • Probe: EX3DV4 - SN3708; ConvF(6.78, 6.78, 6.78) @ 3500 MHz; Calibrated: 2020-10-30 • Sensor-Surface: 1.4mm (Mechanical Surface Detection) • Electronics: DAE4 Sn546; Calibrated: 2020-11-11 • Phantom: Twin-SAM 1560; Type: QD 000 P40 CD; Serial: 1559 • Measurement SW: DASY52, Version 52.10 (4); SEMCAD X Version 14.6.14(7483) <p>Body/d=10mm, Pin=100mW/Area Scan (6x9x1): Measurement grid: dx=12mm, dy=12mm Maximum value of SAR (measured) = 9.56 W/kg</p> <p>Body/d=10mm, Pin=100mW/Zoom Scan (7x7x7)/Cube 0: Measurement grid: dx=5mm, dy=5mm, dz=5mm Reference Value = 51.01 V/m; Power Drift = -0.03 dB Peak SAR (extrapolated) = 16.6 W/kg SAR(1 g) = 6.49 W/kg; SAR(10 g) = 2.44 W/kg Smallest distance from peaks to all points 3 dB below = 8 mm Ratio of SAR at M2 to SAR at M1 = 38.3% Maximum value of SAR (measured) = 12.6 W/kg</p> 	

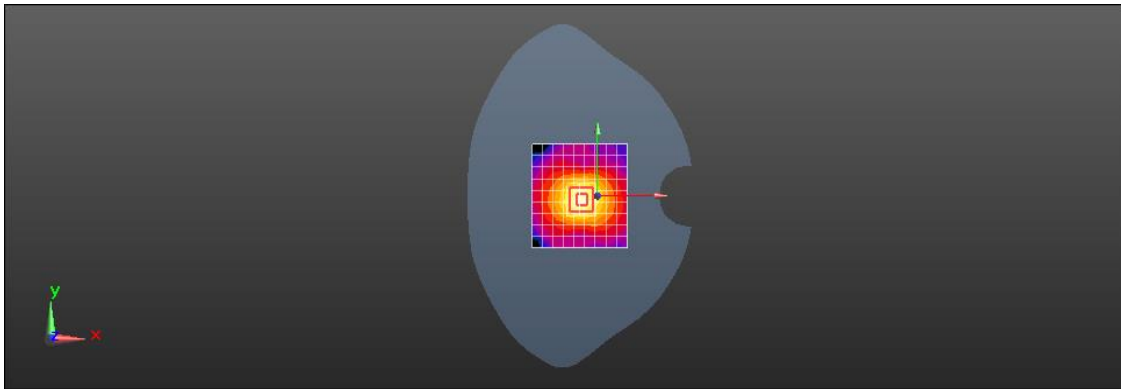
SRTC performed system check by using 100mw at antenna port

System check	5200MHz
<p style="text-align: right;">Date: 2021-08-29</p> <p>Communication System: UID 0, CW (0); Frequency: 5200 MHz;Duty Cycle: 1:1</p> <p>Medium: HSL5200;Medium parameters used: f = 5200 MHz; $\sigma = 4.613$ S/m; $\epsilon_r = 36.044$; $\rho = 1000$ kg/m³</p> <p>Phantom section: Flat Section</p> <p>DASY 5 Configuration:</p> <ul style="list-style-type: none"> • Probe: EX3DV4 - SN3708; ConvF(5.57, 5.57, 5.57) @ 5200 MHz; Calibrated: 2020-10-30 • Sensor-Surface: 1.4mm (Mechanical Surface Detection) • Electronics: DAE4 Sn546; Calibrated: 2020-11-11 • Phantom: Twin-SAM 1560; Type: QD 000 P40 CD; Serial: 1559 • Measurement SW: DASY52, Version 52.10 (4); SEMCAD X Version 14.6.14(7483) <p>Body/d=10mm, Pin=100mW, f=5200 MHz/Area Scan (7x10x1): Measurement grid: dx=10mm, dy=10mm Maximum value of SAR (measured) = 17.5 W/kg</p> <p>Body/d=10mm, Pin=100mW, f=5200 MHz/Zoom Scan (4x4x1.4mm, graded), dist=1.4mm (7x7x7)/Cube 0: Measurement grid: dx=4mm, dy=4mm, dz=1.4mm Reference Value = 63.43 V/m; Power Drift = 0.01 dB Peak SAR (extrapolated) = 34.0 W/kg SAR(1 g) = 7.31 W/kg; SAR(10 g) = 1.99 W/kg Smallest distance from peaks to all points 3 dB below = 7.2 mm Ratio of SAR at M2 to SAR at M1 = 60.7% Maximum value of SAR (measured) = 19.0 W/kg</p> 	

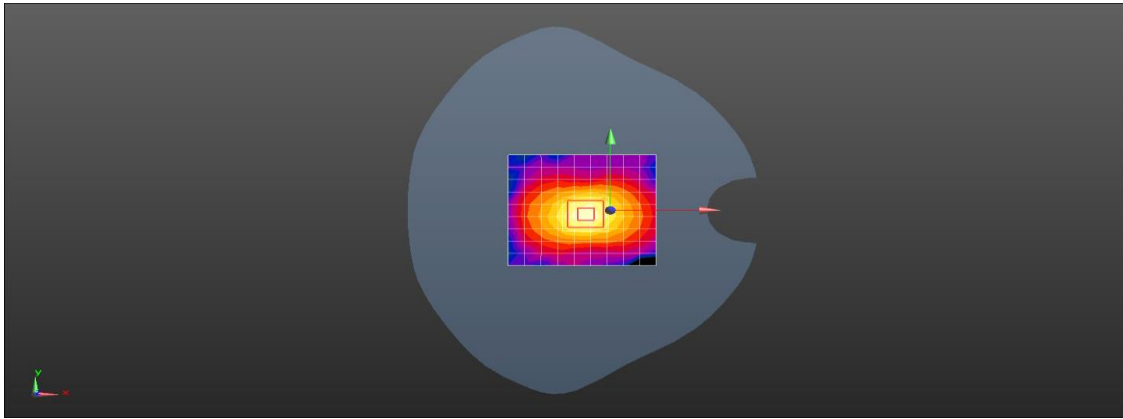
SRTC performed system check by using 100mw at antenna port

System check	5300MHz
Date: 2021-08-29	
Communication System: UID 0, CW (0); Frequency: 5300 MHz;Duty Cycle: 1:1	
Medium: HSL5300;Medium parameters used: f = 5300 MHz; $\sigma = 4.786$ S/m; $\epsilon_r = 35.74$; $\rho = 1000$ kg/m ³	
Phantom section: Flat Section	
DASY 5 Configuration:	
<ul style="list-style-type: none"> • Probe: EX3DV4 - SN3708; ConvF(5.43, 5.43, 5.43) @ 5300 MHz; Calibrated: 2020-10-30 • Sensor-Surface: 1.4mm (Mechanical Surface Detection) • Electronics: DAE4 Sn546; Calibrated: 2020-11-11 • Phantom: Twin-SAM 1560; Type: QD 000 P40 CD; Serial: 1559 • Measurement SW: DASY52, Version 52.10 (4); SEMCAD X Version 14.6.14(7483) 	
<p>Body/d=10mm, Pin=100mW, f=5300 MHz/Area Scan (10x10x1): Measurement grid: dx=10mm, dy=10mm</p> <p>Maximum value of SAR (measured) = 12.6 W/kg</p>	
<p>Body/d=10mm, Pin=100mW, f=5300 MHz/Zoom Scan (4x4x1.4mm, graded), dist=1.4mm (8x8x7)/Cube 0: Measurement grid: dx=4mm, dy=4mm, dz=1.4mm</p> <p>Reference Value = 67.23 V/m; Power Drift = 0.02 dB</p> <p>Peak SAR (extrapolated) = 30.2 W/kg</p>	
<p>SAR(1 g) = 7.32 W/kg; SAR(10 g) = 2.08 W/kg</p>	
<p>Smallest distance from peaks to all points 3 dB below = 7.4 mm</p>	
<p>Ratio of SAR at M2 to SAR at M1 = 64.2%</p>	
<p>Maximum value of SAR (measured) = 17.3 W/kg</p>	
	

SRTC performed system check by using 100mw at antenna port

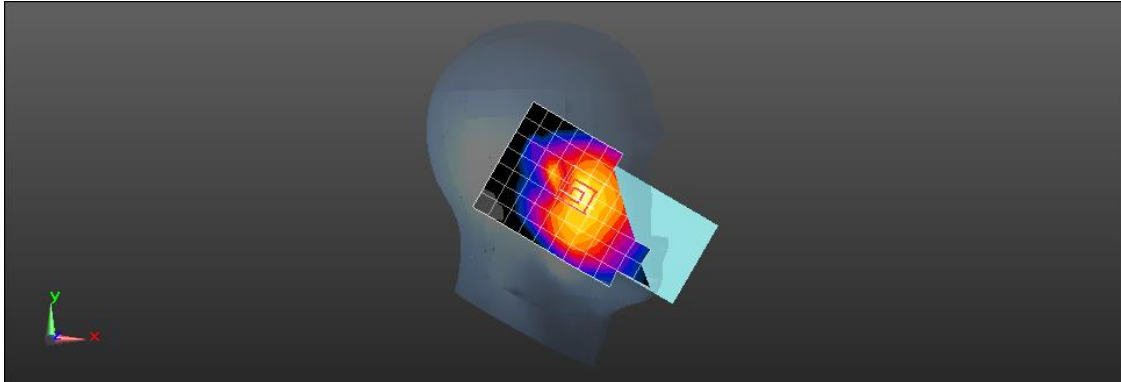
System check	5600MHz
<p style="text-align: right;">Date: 2021-08-29</p> <p>Communication System: UID 0, CW (0); Frequency: 5600 MHz;Duty Cycle: 1:1</p> <p>Medium: HSL5600;Medium parameters used: f = 5600 MHz; $\sigma = 5.023$ S/m; $\epsilon_r = 34.667$; $\rho = 1000$ kg/m³</p> <p>Phantom section: Flat Section</p> <p>DASY 5 Configuration:</p> <ul style="list-style-type: none"> • Probe: EX3DV4 - SN3708; ConvF(4.95, 4.95, 4.95) @ 5600 MHz; Calibrated: 2020-10-30 • Sensor-Surface: 1.4mm (Mechanical Surface Detection) • Electronics: DAE4 Sn546; Calibrated: 2020-11-11 • Phantom: Twin-SAM 1560; Type: QD 000 P40 CD; Serial: 1559 • Measurement SW: DASY52, Version 52.10 (4); SEMCAD X Version 14.6.14(7483) <p>Body/d=10mm, Pin=100mW, f=5600 MHz/Area Scan (10x10x1): Measurement grid: dx=10mm, dy=10mm Maximum value of SAR (measured) = 16.2 W/kg</p> <p>Body/d=10mm, Pin=100mW, f=5600 MHz/Zoom Scan (4x4x1.4mm, graded), dist=1.4mm (8x8x7)/Cube 0: Measurement grid: dx=4mm, dy=4mm, dz=1.4mm Reference Value = 63.27 V/m; Power Drift = -0.04 dB Peak SAR (extrapolated) = 34.2 W/kg SAR(1 g) = 7.54 W/kg; SAR(10 g) = 2.13 W/kg Smallest distance from peaks to all points 3 dB below = 7.2 mm Ratio of SAR at M2 to SAR at M1 = 61.4% Maximum value of SAR (measured) = 18.9 W/kg</p> 	

SRTC performed system check by using 100mw at antenna port


System check	5800MHz
<p style="text-align: right;">Date: 2021-08-29</p> <p>Communication System: UID 0, CW (0); Frequency: 5800 MHz;Duty Cycle: 1:1</p> <p>Medium: HSL5800;Medium parameters used: f = 5800 MHz; $\sigma = 5.241$ S/m; $\epsilon_r = 34.104$; $\rho = 1000$ kg/m³</p> <p>Phantom section: Flat Section</p> <p>DASY 5 Configuration:</p> <ul style="list-style-type: none"> • Probe: EX3DV4 - SN3708; ConvF(5.12, 5.12, 5.12) @ 5800 MHz; Calibrated: 2020-10-30 • Sensor-Surface: 1.4mm (Mechanical Surface Detection) • Electronics: DAE4 Sn546; Calibrated: 2020-11-11 • Phantom: Twin-SAM 1560; Type: QD 000 P40 CD; Serial: 1559 • Measurement SW: DASY52, Version 52.10 (4); SEMCAD X Version 14.6.14(7483) <p>Body/d=10mm, Pin=100mW, f=5800 MHz/Area Scan (10x10x1): Measurement grid: dx=10mm, dy=10mm Maximum value of SAR (measured) = 18.5 W/kg</p> <p>Body/d=10mm, Pin=100mW, f=5800 MHz/Zoom Scan (4x4x1.4mm, graded), dist=1.4mm (8x8x7)/Cube 0: Measurement grid: dx=4mm, dy=4mm, dz=1.4mm Reference Value = 64.77 V/m; Power Drift = -0.03 dB Peak SAR (extrapolated) = 37.1 W/kg SAR(1 g) = 8.07 W/kg; SAR(10 g) = 2.3 W/kg Smallest distance from peaks to all points 3 dB below = 7.2 mm Ratio of SAR at M2 to SAR at M1 = 60.67% Maximum value of SAR (measured) = 19.9 W/kg</p> 	

SRTC performed system check by using 100mw at antenna port


GSM850

Head	Left cheek
<p style="text-align: right;">Date: 2021-08-29</p> <p>Communication System: UID 0, GSM Only Communication System (0); Frequency: 836.6 MHz; Duty Cycle: 1:8.30042</p> <p>Medium: HSL835; Medium parameters used: $f = 837$ MHz; $\sigma = 0.92$ S/m; $\epsilon_r = 41.947$; $\rho = 1000$ kg/m³</p> <p>Phantom section: Left Section</p> <p>DASY 5 Configuration:</p> <ul style="list-style-type: none"> Probe: ES3DV3 - SN3127; ConvF(6.16, 6.16, 6.16) @ 836.6 MHz; Calibrated: 2020-09-01 Sensor-Surface: 3mm (Mechanical Surface Detection) Electronics: DAE4 Sn720; Calibrated: 2020-09-30 Phantom: Twin-SAM 1560; Type: QD 000 P40 CD; Serial: 1659 Measurement SW: DASY52, Version 52.10 (4); SEMCAD X Version 14.6.14(7483) <p>Configuration/Head/Area Scan (8x14x1): Measurement grid: dx=15mm, dy=15mm Maximum value of SAR (measured) = 0.243 W/kg</p> <p>Configuration/Head/Zoom Scan (5x5x7)/Cube 0: Measurement grid: dx=8mm, dy=8mm, dz=5mm Reference Value = 3.987 V/m; Power Drift = 0.11 dB Peak SAR (extrapolated) = 0.283 W/kg SAR(1 g) = 0.208 W/kg; SAR(10 g) = 0.113 W/kg Smallest distance from peaks to all points 3 dB below = 6.5 mm Ratio of SAR at M2 to SAR at M1 = 45.7% Maximum value of SAR (measured) = 0.236 W/kg</p> 	


GSM1900

Head	Right Cheek
<p style="text-align: right;">Date: 2021-08-30</p> <p>Communication System: UID 0, GSM Only Communication System (0); Frequency: 1880 MHz; Duty Cycle: 1:8.30042</p> <p>Medium: HSL1900; Medium parameters used: $f = 1880$ MHz; $\sigma = 1.391$ S/m; $\epsilon_r = 39.96$; $\rho = 1000$ kg/m³</p> <p>Phantom section: Right Section</p> <p>DASY 5 Configuration:</p> <ul style="list-style-type: none"> • Probe: EX3DV4 - SN3708; ConvF(7.99, 7.99, 7.99) @ 1880 MHz; Calibrated: 2020-10-30 • Sensor-Surface: 1.4mm (Mechanical Surface Detection) • Electronics: DAE4 Sn546; Calibrated: 2020-11-11 • Phantom: Twin-SAM 1560; Type: QD 000 P40 CD; Serial: 1559 • Measurement SW: DASY52, Version 52.10 (4); SEMCAD X Version 14.6.14(7483) <p>Configuration/Head/Area Scan (8x14x1): Measurement grid: dx=15mm, dy=15mm Maximum value of SAR (measured) = 0.651 W/kg</p> <p>Configuration/Head/Zoom Scan (5x5x7)/Cube 0: Measurement grid: dx=8mm, dy=8mm, dz=5mm Reference Value = 10.37 V/m; Power Drift = 0.03 dB Peak SAR (extrapolated) = 0.916 W/kg SAR(1 g) = 0.523 W/kg; SAR(10 g) = 0.282 W/kg Smallest distance from peaks to all points 3 dB below = 11.5 mm Ratio of SAR at M2 to SAR at M1 = 58.7% Maximum value of SAR (measured) = 0.765 W/kg</p> 	


WCDMA Band II

Head	Right Cheek
<p style="text-align: right;">Date: 2021-08-30</p> <p>Communication System: UID 0, WCDMA (0); Frequency: 1880 MHz; Duty Cycle: 1:1</p> <p>Medium: HSL1900; Medium parameters used: $f = 1880$ MHz; $\sigma = 1.391$ S/m; $\epsilon_r = 39.96$; $\rho = 1000$ kg/m³</p> <p>Phantom section: Right Section</p> <p>DASY 5 Configuration:</p> <ul style="list-style-type: none"> • Probe: EX3DV4 - SN3708; ConvF(7.99, 7.99, 7.99) @ 1880 MHz; Calibrated: 2020-10-30 • Sensor-Surface: 1.4mm (Mechanical Surface Detection) • Electronics: DAE4 Sn546; Calibrated: 2020-11-11 • Phantom: Twin-SAM 1560; Type: QD 000 P40 CD; Serial: 1559 • Measurement SW: DASY52, Version 52.10 (4); SEMCAD X Version 14.6.14(7483) <p>Configuration/Head/Area Scan (8x14x1): Measurement grid: dx=15mm, dy=15mm Maximum value of SAR (measured) = 0.794 W/kg</p> <p>Configuration/Head/Zoom Scan (5x5x7)/Cube 0: Measurement grid: dx=8mm, dy=8mm, dz=5mm Reference Value = 11.48 V/m; Power Drift = -0.01 dB Peak SAR (extrapolated) = 1.11 W/kg SAR(1 g) = 0.584 W/kg; SAR(10 g) = 0.314 W/kg Smallest distance from peaks to all points 3 dB below = 9.1 mm Ratio of SAR at M2 to SAR at M1 = 58.5% Maximum value of SAR (measured) = 0.880 W/kg</p> 	


WCDMA Band IV

Head	Right Cheek
<p style="text-align: right;">Date: 2021-08-31</p> <p>Communication System: UID 0, WCDMA (0); Frequency: 1732.4 MHz; Duty Cycle: 1:1</p> <p>Medium: HSL1750; Medium parameters used : $f = 1732.4$ MHz; $\sigma = 1.32$ S/m; $\epsilon_r = 40.265$; $\rho = 1000$ kg/m³</p> <p>Phantom section: Right Section</p> <p>DASY 5 Configuration:</p> <ul style="list-style-type: none"> • Probe: ES3DV3 - SN3127; ConvF(5.12, 5.12, 5.12) @ 1732.4 MHz; Calibrated: 2020-09-01 • Sensor-Surface: 3mm (Mechanical Surface Detection) • Electronics: DAE4 Sn720; Calibrated: 2020-09-30 • Phantom: Twin-SAM 1560; Type: QD 000 P40 CD; Serial: 1659 • Measurement SW: DASY52, Version 52.10 (4); SEMCAD X Version 14.6.14(7483) <p>Configuration/Head/Area Scan (8x14x1): Measurement grid: dx=15mm, dy=15mm Maximum value of SAR (measured) = 0.397 W/kg</p> <p>Configuration/Head/Zoom Scan (5x5x7)/Cube 0: Measurement grid: dx=8mm, dy=8mm, dz=5mm Reference Value = 8.495 V/m; Power Drift = -0.11 dB Peak SAR (extrapolated) = 0.634 W/kg SAR(1 g) = 0.345 W/kg; SAR(10 g) = 0.181 W/kg Smallest distance from peaks to all points 3 dB below = 10.1 mm Ratio of SAR at M2 to SAR at M1 = 58% Maximum value of SAR (measured) = 0.519 W/kg</p> 	

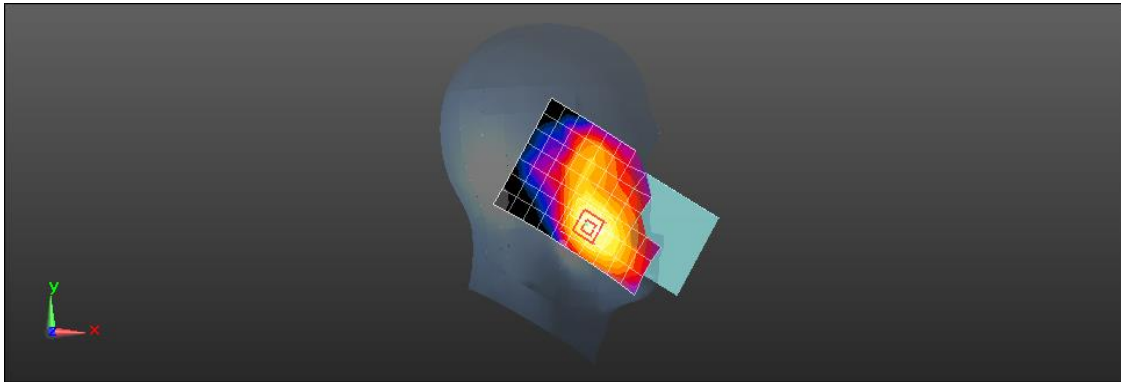
WCDMA Band V

Head	Right Cheek
<p style="text-align: right;">Date: 2021-08-29</p> <p>Communication System: UID 0, WCDMA (0); Frequency: 836.4 MHz; Duty Cycle: 1:1</p> <p>Medium: HSL835; Medium parameters used : $f = 836.4$ MHz; $\sigma = 0.916$ S/m; $\epsilon_r = 41.987$; $\rho = 1000$ kg/m³</p> <p>Phantom section: Right Section</p> <p>DASY 5 Configuration:</p> <ul style="list-style-type: none"> Probe: ES3DV3 - SN3127; ConvF(6.16, 6.16, 6.16) @ 836.4 MHz; Calibrated: 2020-09-01 Sensor-Surface: 3mm (Mechanical Surface Detection) Electronics: DAE4 Sn720; Calibrated: 2020-09-30 Phantom: Twin-SAM 1560; Type: QD 000 P40 CD; Serial: 1659 Measurement SW: DASY52, Version 52.10 (4); SEMCAD X Version 14.6.14(7483) <p>Configuration/Head/Area Scan (8x14x1): Measurement grid: dx=15mm, dy=15mm Maximum value of SAR (measured) = 0.230 W/kg</p> <p>Configuration/Head/Zoom Scan (5x5x7)/Cube 0: Measurement grid: dx=8mm, dy=8mm, dz=5mm Reference Value = 4.386 V/m; Power Drift = 0.07 dB Peak SAR (extrapolated) = 0.272 W/kg SAR(1 g) = 0.171 W/kg; SAR(10 g) = 0.129 W/kg Smallest distance from peaks to all points 3 dB below = 19 mm Ratio of SAR at M2 to SAR at M1 = 67.1% Maximum value of SAR (measured) = 0.227 W/kg</p> 	

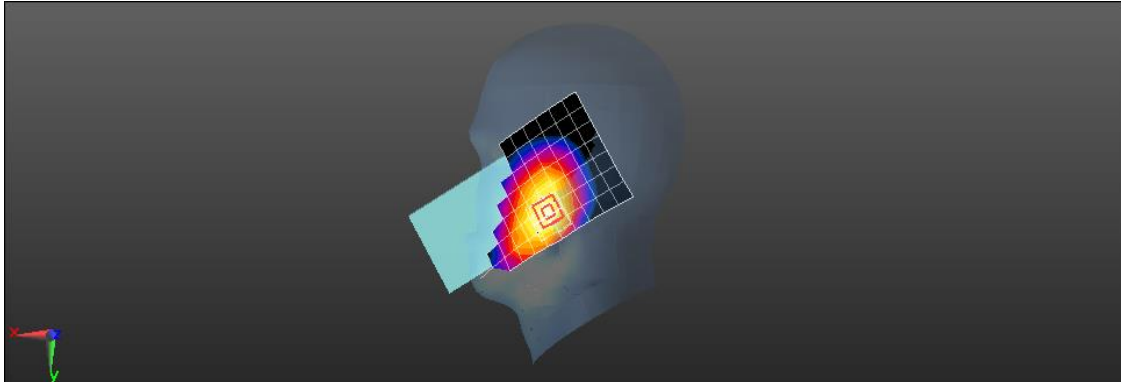
LTE Band 2

Head	Left Cheek
Date: 2021-08-30	
Communication System: UID 0, LTE-FDD BW 20MHz (0); Frequency: 1880 MHz;Duty Cycle: 1:1	
Medium: HSL1900;Medium parameters used: f = 1880 MHz; $\sigma = 1.391$ S/m; $\epsilon_r = 39.96$; $\rho = 1000$ kg/m ³	
Phantom section: Left Section	
DASY 5 Configuration:	
<ul style="list-style-type: none"> Probe: EX3DV4 - SN3708; ConvF(7.99, 7.99, 7.99) @ 1880 MHz; Calibrated: 2020-10-30 Sensor-Surface: 1.4mm (Mechanical Surface Detection) Electronics: DAE4 Sn546; Calibrated: 2020-11-11 Phantom: Twin-SAM 1560; Type: QD 000 P40 CD; Serial: 1559 Measurement SW: DASY52, Version 52.10 (4); SEMCAD X Version 14.6.14(7483) 	
<p>Configuration/Head/Area Scan (8x14x1): Measurement grid: dx=15mm, dy=15mm Maximum value of SAR (measured) = 0.175 W/kg</p> <p>Configuration/Head/Zoom Scan (5x5x7)/Cube 0: Measurement grid: dx=8mm, dy=8mm, dz=5mm Reference Value = 3.923 V/m; Power Drift = -0.17 dB Peak SAR (extrapolated) = 0.211 W/kg SAR(1 g) = 0.138 W/kg; SAR(10 g) = 0.087 W/kg Smallest distance from peaks to all points 3 dB below = 15.5 mm Ratio of SAR at M2 to SAR at M1 = 61.3% Maximum value of SAR (measured) = 0.176 W/kg</p>	
	

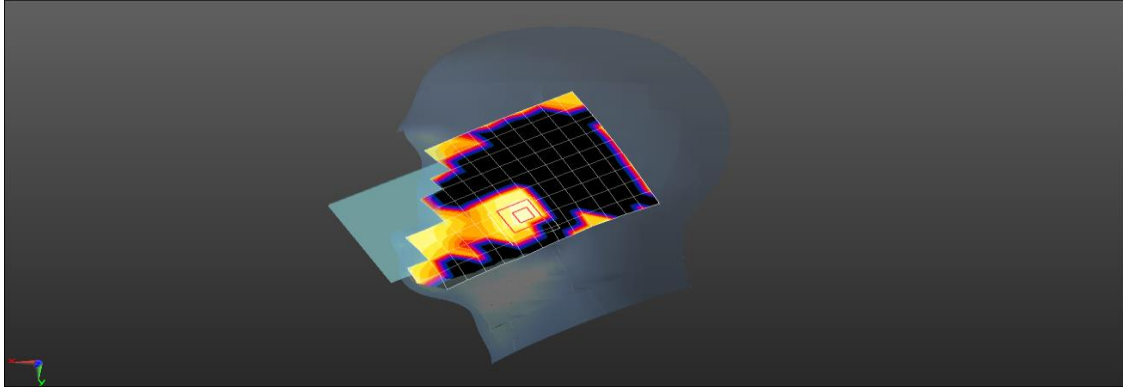
LTE Band 4

Head	Left Cheek
Date: 2021-08-31	
Communication System: UID 0, LTE-FDD BW 20MHz (0); Frequency: 1732.5 MHz;Duty Cycle: 1:1	
Medium: HSL1750;Medium parameters used : f = 1732.5 MHz; $\sigma = 1.321$ S/m; $\epsilon_r = 40.264$; $\rho = 1000$ kg/m ³	
Phantom section: Left Section	
DASY 5 Configuration:	
<ul style="list-style-type: none"> • Probe: ES3DV3 - SN3127; ConvF(5.12, 5.12, 5.12) @ 1732.5 MHz; Calibrated: 2020-09-01 • Sensor-Surface: 3mm (Mechanical Surface Detection) • Electronics: DAE4 Sn720; Calibrated: 2020-09-30 • Phantom: Twin-SAM 1560; Type: QD 000 P40 CD; Serial: 1659 • Measurement SW: DASY52, Version 52.10 (4); SEMCAD X Version 14.6.14(7483) 	
<p>Configuration/Head/Area Scan (8x14x1): Measurement grid: dx=15mm, dy=15mm Maximum value of SAR (measured) = 0.191 W/kg</p> <p>Configuration/Head/Zoom Scan (5x5x7)/Cube 0: Measurement grid: dx=8mm, dy=8mm, dz=5mm Reference Value = 3.782 V/m; Power Drift = 0.11 dB Peak SAR (extrapolated) = 0.235 W/kg SAR(1 g) = 0.160 W/kg; SAR(10 g) = 0.101 W/kg Smallest distance from peaks to all points 3 dB below = 15.5 mm Ratio of SAR at M2 to SAR at M1 = 65.8% Maximum value of SAR (measured) = 0.204 W/kg</p>	
	


LTE Band 5

Head	Right Cheek
<p style="text-align: right;">Date: 2021-08-29</p> <p>Communication System: UID 0, LTE-FDD BW 10MHZ (0); Frequency: 836.5 MHz;Duty Cycle: 1:1</p> <p>Medium: HSL835;Medium parameters used (interpolated): f = 836.5 MHz; $\sigma = 0.917$ S/m; $\epsilon_r = 41.98$; $\rho = 1000$ kg/m³</p> <p>Phantom section: Right Section</p> <p>DASY 5 Configuration:</p> <ul style="list-style-type: none"> Probe: ES3DV3 - SN3127; ConvF(6.16, 6.16, 6.16) @ 836.5 MHz; Calibrated: 2020-09-01 Sensor-Surface: 3mm (Mechanical Surface Detection) Electronics: DAE4 Sn720; Calibrated: 2020-09-30 Phantom: Twin-SAM 1560; Type: QD 000 P40 CD; Serial: 1659 Measurement SW: DASY52, Version 52.10 (4); SEMCAD X Version 14.6.14(7483) <p>Configuration/Body/Area Scan (8x14x1): Measurement grid: dx=15mm, dy=15mm Maximum value of SAR (measured) = 0.193 W/kg</p> <p>Configuration/Body/Zoom Scan (5x5x7)/Cube 0: Measurement grid: dx=8mm, dy=8mm, dz=5mm Reference Value = 4.949 V/m; Power Drift = 0.09 dB Peak SAR (extrapolated) = 0.231 W/kg SAR(1 g) = 0.155 W/kg; SAR(10 g) = 0.113 W/kg Smallest distance from peaks to all points 3 dB below = 19.8 mm Ratio of SAR at M2 to SAR at M1 = 67.7% Maximum value of SAR (measured) = 0.198 W/kg</p> 	

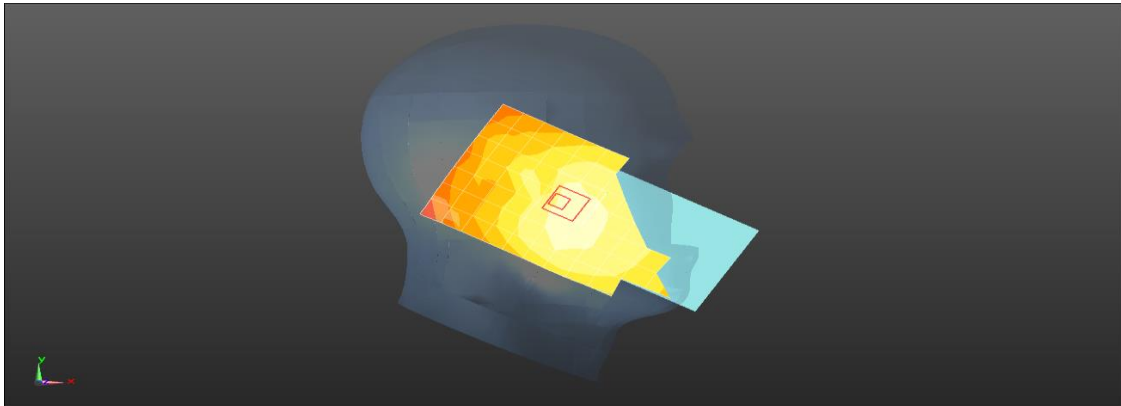
LTE Band 7

Head	Right Cheek
<p style="text-align: right;">Date: 2021-08-25</p> <p>Communication System: UID 0, LTE-FDD BW 20MHz (0); Frequency: 2560 MHz;Duty Cycle: 1:1</p> <p>Medium: HSL2600;Medium parameters used: f = 2560 MHz; $\sigma = 1.974$ S/m; $\epsilon_r = 38.146$; $\rho = 1000$ kg/m³</p> <p>Phantom section: Right Section</p> <p>DASY 5 Configuration:</p> <ul style="list-style-type: none"> Probe: EX3DV4 - SN3708; ConvF(7.37, 7.37, 7.37) @ 2560 MHz; Calibrated: 2020-10-30 Sensor-Surface: 1.4mm (Mechanical Surface Detection) Electronics: DAE4 Sn546; Calibrated: 2020-11-11 Phantom: Twin-SAM 1560; Type: QD 000 P40 CD; Serial: 1559 Measurement SW: DASY52, Version 52.10 (4); SEMCAD X Version 14.6.14(7483) <p>Configuration/Head/Area Scan (10x17x1): Measurement grid: dx=12mm, dy=12mm Maximum value of SAR (measured) = 0.0155 W/kg</p> <p>Configuration/Head/Zoom Scan (7x7x7)/Cube 0: Measurement grid: dx=5mm, dy=5mm, dz=5mm Reference Value = 0 V/m; Power Drift = 0.00 dB Peak SAR (extrapolated) = 0.0280 W/kg SAR(1 g) = 0.019 W/kg; SAR(10 g) = 0.00278 W/kg Smallest distance from peaks to all points 3 dB below: Larger than measurement grid Ratio of SAR at M2 to SAR at M1 = 44.7% Maximum value of SAR (measured) = 0.0196 W/kg</p> 	

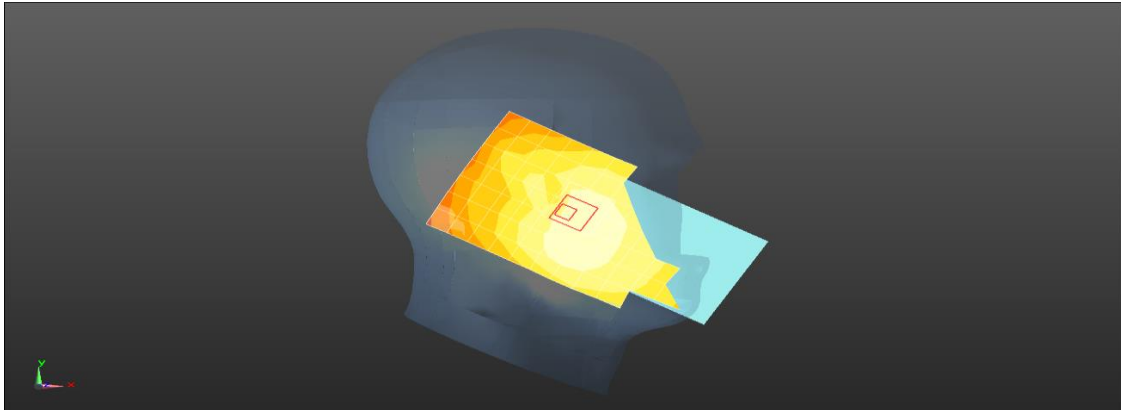
LTE Band 12

Head	Right Cheek
Date: 2021-08-27	
Communication System: UID 0, LTE-FDD BW 10MHZ (0); Frequency: 707.5 MHz;Duty Cycle: 1:1	
Medium: HSL750;Medium parameters used : f = 707.5 MHz; $\sigma = 0.847$ S/m; $\epsilon_r = 43.073$; $\rho = 1000$ kg/m ³	
Phantom section: Right Section	
DASY 5 Configuration:	
<ul style="list-style-type: none"> Probe: ES3DV3 - SN3127; ConvF(6.32, 6.32, 6.32) @ 707.5 MHz; Calibrated: 2020-09-01 Sensor-Surface: 3mm (Mechanical Surface Detection) Electronics: DAE4 Sn720; Calibrated: 2020-09-30 Phantom: Twin-SAM 1560; Type: QD 000 P40 CD; Serial: 1659 Measurement SW: DASY52, Version 52.10 (4); SEMCAD X Version 14.6.14(7483) 	
<p>Configuration/Body/Area Scan (8x14x1): Measurement grid: dx=15mm, dy=15mm Maximum value of SAR (measured) = 0.116 W/kg</p> <p>Configuration/Body/Zoom Scan (5x5x7)/Cube 0: Measurement grid: dx=8mm, dy=8mm, dz=5mm Reference Value = 3.755 V/m; Power Drift = 0.04 dB Peak SAR (extrapolated) = 0.138 W/kg SAR(1 g) = 0.110 W/kg; SAR(10 g) = 0.071 W/kg Smallest distance from peaks to all points 3 dB below = 20.7 mm Ratio of SAR at M2 to SAR at M1 = 70.2% Maximum value of SAR (measured) = 0.118 W/kg</p>	
	

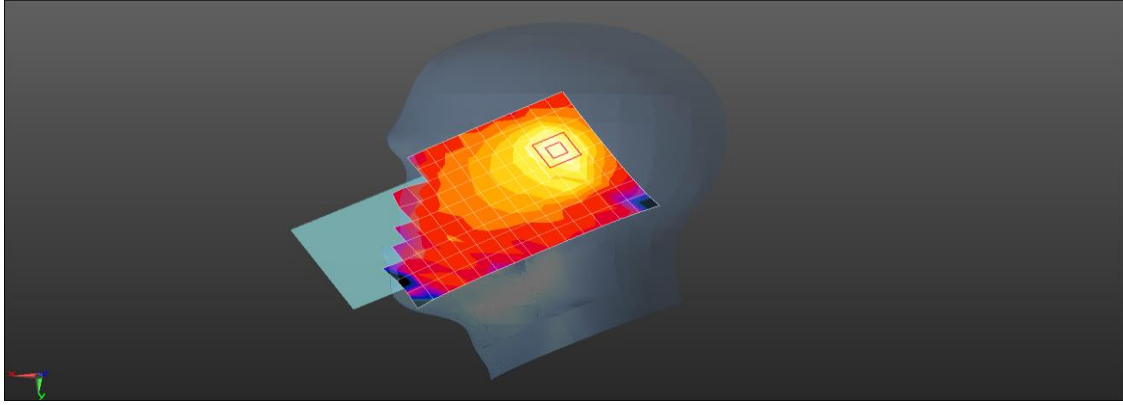
LTE Band 13

Head	Left Cheek
Date: 2021-08-27	
Communication System: UID 0, LTE-FDD BW 10MHZ (0); Frequency: 782 MHz;Duty Cycle: 1:1	
Medium: HSL750;Medium parameters used: f = 782 MHz; $\sigma = 0.894$ S/m; $\epsilon_r = 42.616$; $\rho = 1000$ kg/m ³	
Phantom section: Left Section	
DASY 5 Configuration:	
<ul style="list-style-type: none"> Probe: ES3DV3 - SN3127; ConvF(6.32, 6.32, 6.32) @ 782 MHz; Calibrated: 2020-09-01 Sensor-Surface: 3mm (Mechanical Surface Detection) Electronics: DAE4 Sn720; Calibrated: 2020-09-30 Phantom: Twin-SAM 1560; Type: QD 000 P40 CD; Serial: 1659 Measurement SW: DASY52, Version 52.10 (4); SEMCAD X Version 14.6.14(7483) 	
<p>Configuration/Head/Area Scan (8x14x1): Measurement grid: dx=15mm, dy=15mm Maximum value of SAR (measured) = 0.107 W/kg</p> <p>Configuration/Head/Zoom Scan (5x5x7)/Cube 0: Measurement grid: dx=8mm, dy=8mm, dz=5mm Reference Value = 2.113 V/m; Power Drift = 0.09 dB Peak SAR (extrapolated) = 0.251 W/kg SAR(1 g) = 0.069 W/kg; SAR(10 g) = 0.038 W/kg Smallest distance from peaks to all points 3 dB below = 4.5 mm Ratio of SAR at M2 to SAR at M1 = 62.6% Maximum value of SAR (measured) = 0.229 W/kg</p>	
	

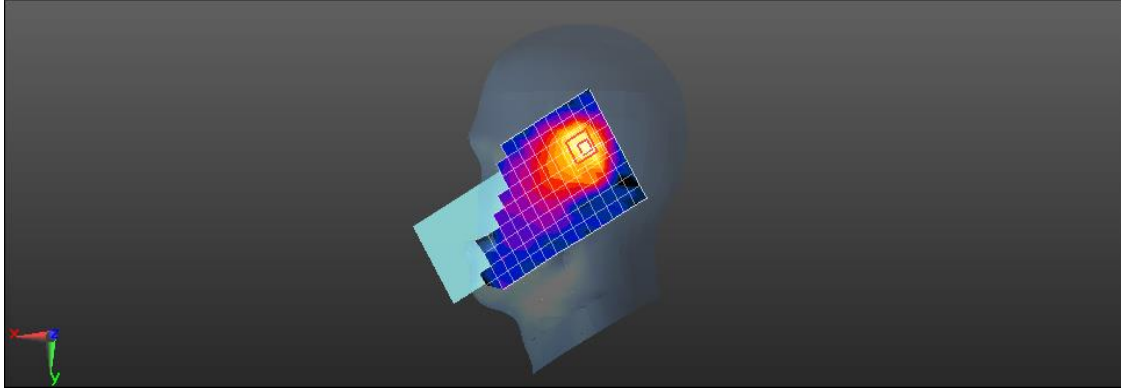
LTE Band 17

Head	Left Cheek
<p style="text-align: right;">Date: 2021-08-26</p> <p>Communication System: UID 0, LTE-FDD BW 10MHZ (0); Frequency: 710 MHz;Duty Cycle: 1:1</p> <p>Medium: HSL750;Medium parameters used: f = 710 MHz; $\sigma = 0.86$ S/m; $\epsilon_r = 42.228$; $\rho = 1000$ kg/m³</p> <p>Phantom section: Left Section</p> <p>DASY 5 Configuration:</p> <ul style="list-style-type: none"> • Probe: ES3DV3 - SN3127; ConvF(6.32, 6.32, 6.32) @ 710 MHz; Calibrated: 2020-09-01 • Sensor-Surface: 3mm (Mechanical Surface Detection) • Electronics: DAE4 Sn720; Calibrated: 2020-09-30 • Phantom: Twin-SAM 1560; Type: QD 000 P40 CD; Serial: 1659 • Measurement SW: DASY52, Version 52.10 (4); SEMCAD X Version 14.6.14(7483) <p>Configuration/Head/Area Scan (8x14x1): Measurement grid: dx=15mm, dy=15mm Maximum value of SAR (measured) = 0.110 W/kg</p> <p>Configuration/Head/Zoom Scan (5x5x7)/Cube 0: Measurement grid: dx=8mm, dy=8mm, dz=5mm Reference Value = 0.7270 V/m; Power Drift = -0.07 dB Peak SAR (extrapolated) = 0.292 W/kg SAR(1 g) = 0.148 W/kg; SAR(10 g) = 0.067 W/kg Smallest distance from peaks to all points 3 dB below = 3.6 mm Ratio of SAR at M2 to SAR at M1 = 60.8% Maximum value of SAR (measured) = 0.268 W/kg</p> 	

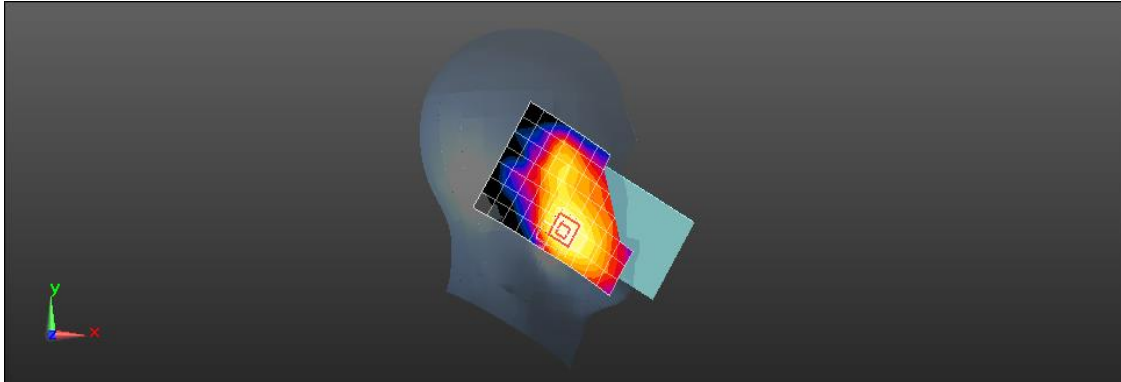
LTE Band 38

Head	Right Tilted
<p style="text-align: right;">Date: 2021-08-25</p> <p>Communication System: UID 0, LTE-TDD BW 20MHz (0); Frequency: 2595 MHz;Duty Cycle: 1:1.57906</p> <p>Medium: HSL2600;Medium parameters used: f = 2595 MHz; $\sigma = 2.008$ S/m; $\epsilon_r = 38.066$; $\rho = 1000$ kg/m³</p> <p>Phantom section: Right Section</p> <p>DASY 5 Configuration:</p> <ul style="list-style-type: none"> Probe: EX3DV4 - SN3708; ConvF(7.37, 7.37, 7.37) @ 2595 MHz; Calibrated: 2020-10-30 Sensor-Surface: 1.4mm (Mechanical Surface Detection) Electronics: DAE4 Sn546; Calibrated: 2020-11-11 Phantom: Twin-SAM 1560; Type: QD 000 P40 CD; Serial: 1559 Measurement SW: DASY52, Version 52.10 (4); SEMCAD X Version 14.6.14(7483) <p>Configuration/Head/Area Scan (10x18x1): Measurement grid: dx=12mm, dy=12mm Maximum value of SAR (measured) = 0.759 W/kg</p> <p>Configuration/Head/Zoom Scan (7x7x7)/Cube 0: Measurement grid: dx=5mm, dy=5mm, dz=5mm Reference Value = 8.482 V/m; Power Drift = -0.13 dB Peak SAR (extrapolated) = 1.16 W/kg SAR(1 g) = 0.507 W/kg; SAR(10 g) = 0.223 W/kg Smallest distance from peaks to all points 3 dB below = 6.7 mm Ratio of SAR at M2 to SAR at M1 = 44.3% Maximum value of SAR (measured) = 0.909 W/kg</p> 	


LTE Band 41

Head	Right Cheek
Date: 2021-08-25	
Communication System: UID 0, LTE-TDD BW 20MHz (0); Frequency: 2593 MHz;Duty Cycle: 1:1.57906	
Medium: HSL2600;Medium parameters used: f = 2593 MHz; $\sigma = 2.011$ S/m; $\epsilon_r = 38.067$; $\rho = 1000$ kg/m ³	
Phantom section: Right Section	
DASY 5 Configuration:	
<ul style="list-style-type: none"> • Probe: EX3DV4 - SN3708; ConvF(7.37, 7.37, 7.37) @ 2593 MHz; Calibrated: 2020-10-30 • Sensor-Surface: 1.4mm (Mechanical Surface Detection) • Electronics: DAE4 Sn546; Calibrated: 2020-11-11 • Phantom: Twin-SAM 1560; Type: QD 000 P40 CD; Serial: 1559 • Measurement SW: DASY52, Version 52.10 (4); SEMCAD X Version 14.6.14(7483) 	
<p>Configuration/Head/Area Scan (10x18x1): Measurement grid: dx=12mm, dy=12mm Maximum value of SAR (measured) = 0.561 W/kg</p> <p>Configuration/Head/Zoom Scan (7x7x7)/Cube 0: Measurement grid: dx=5mm, dy=5mm, dz=5mm Reference Value = 8.338 V/m; Power Drift = -0.00 dB Peak SAR (extrapolated) = 1.01 W/kg SAR(1 g) = 0.397 W/kg; SAR(10 g) = 0.176 W/kg Smallest distance from peaks to all points 3 dB below = 6.7 mm Ratio of SAR at M2 to SAR at M1 = 38.6% Maximum value of SAR (measured) = 0.756 W/kg</p>	
	


LTE Band 66

Head	Left Cheek
Date: 2021-08-30	
Communication System: UID 0, LTE-FDD BW 20MHz (0); Frequency: 1745 MHz;Duty Cycle: 1:1	
Medium: HSL1750;Medium parameters used: f = 1745 MHz; $\sigma = 1.333$ S/m; $\epsilon_r = 40.225$; $\rho = 1000$ kg/m ³	
Phantom section: Left Section	
DASY 5 Configuration:	
<ul style="list-style-type: none"> • Probe: ES3DV3 - SN3127; ConvF(5.12, 5.12, 5.12) @ 1745 MHz; Calibrated: 2020-09-01 • Sensor-Surface: 3mm (Mechanical Surface Detection) • Electronics: DAE4 Sn720; Calibrated: 2020-09-30 • Phantom: Twin-SAM 1560; Type: QD 000 P40 CD; Serial: 1659 • Measurement SW: DASY52, Version 52.10 (4); SEMCAD X Version 14.6.14(7483) 	
<p>Configuration/Head/Area Scan (8x14x1): Measurement grid: dx=15mm, dy=15mm Maximum value of SAR (measured) = 0.211 W/kg</p> <p>Configuration/Head/Zoom Scan (5x5x7)/Cube 0: Measurement grid: dx=8mm, dy=8mm, dz=5mm Reference Value = 3.570 V/m; Power Drift = -0.00 dB Peak SAR (extrapolated) = 0.277 W/kg SAR(1 g) = 0.190 W/kg; SAR(10 g) = 0.122 W/kg Smallest distance from peaks to all points 3 dB below = 15.1 mm Ratio of SAR at M2 to SAR at M1 = 66.4% Maximum value of SAR (measured) = 0.241 W/kg</p>	
	

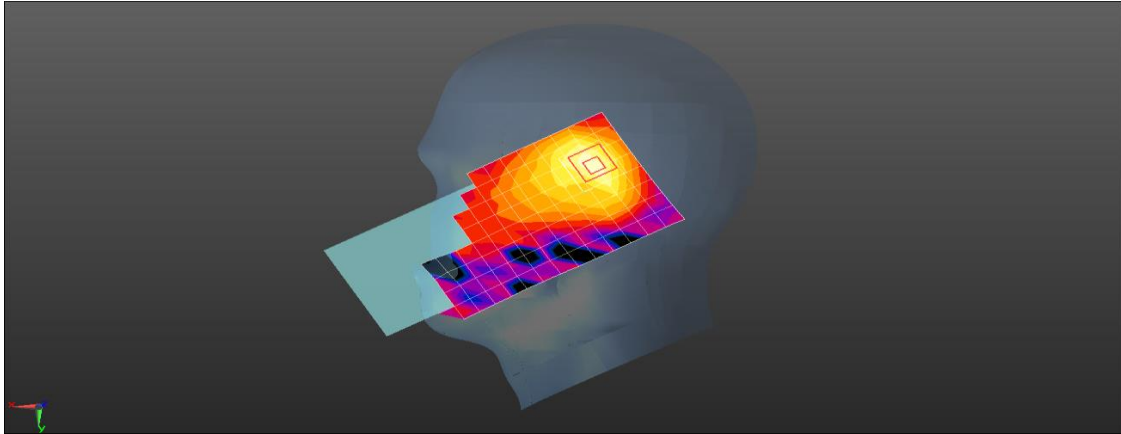
NR N2

Head	Right Cheek
<p style="text-align: right;">Date: 2021-08-31</p> <p>Communication System: UID 0, NR (0); Frequency: 1880 MHz;Duty Cycle: 1:1</p> <p>Medium: HSL1900;Medium parameters used: f = 1880 MHz; $\sigma = 1.381$ S/m; $\epsilon_r = 39.86$; $\rho = 1000$ kg/m³</p> <p>Phantom section: Right Section</p> <p>DASY 5 Configuration:</p> <ul style="list-style-type: none"> Probe: EX3DV4 - SN3708; ConvF(7.99, 7.99, 7.99) @ 1880 MHz; Calibrated: 2020-10-30 Sensor-Surface: 1.4mm (Mechanical Surface Detection) Electronics: DAE4 Sn546; Calibrated: 2020-11-11 Phantom: Twin-SAM 1560; Type: QD 000 P40 CD; Serial: 1559 Measurement SW: DASY52, Version 52.10 (4); SEMCAD X Version 14.6.14(7483) <p>Configuration/Body/Area Scan (8x14x1): Measurement grid: dx=15mm, dy=15mm Maximum value of SAR (measured) = 0.651 W/kg</p> <p>Configuration/Body/Zoom Scan (5x5x7)/Cube 0: Measurement grid: dx=8mm, dy=8mm, dz=5mm Reference Value = 14.65 V/m; Power Drift = -0.12 dB Peak SAR (extrapolated) = 0.856 W/kg SAR(1 g) = 0.432 W/kg; SAR(10 g) = 0.228 W/kg Smallest distance from peaks to all points 3 dB below = 8.1 mm Ratio of SAR at M2 to SAR at M1 = 45.8% Maximum value of SAR (measured) = 0.682 W/kg</p> 	


NR N5

Head	Right Cheek
Date: 2021-08-28	
Communication System: UID 0, NR (0); Frequency: 836.5 MHz; Duty Cycle: 1:1	
Medium: HSL835; Medium parameters used : $f = 836.5$ MHz; $\sigma = 0.923$ S/m; $\epsilon_r = 41.48$; $\rho = 1000$ kg/m ³	
Phantom section: Right Section	
DASY 5 Configuration:	
<ul style="list-style-type: none"> • Probe: ES3DV3 - SN3127; ConvF(6.16, 6.16, 6.16) @ 836.5 MHz; Calibrated: 2020-09-01 • Sensor-Surface: 3mm (Mechanical Surface Detection) • Electronics: DAE4 Sn720; Calibrated: 2020-09-30 • Phantom: Twin-SAM 1560; Type: QD 000 P40 CD; Serial: 1659 • Measurement SW: DASY52, Version 52.10 (4); SEMCAD X Version 14.6.14(7483) 	
<p>Configuration/Head/Area Scan (8x14x1): Measurement grid: dx=15mm, dy=15mm Maximum value of SAR (measured) = 0.144 W/kg</p> <p>Configuration/Head/Zoom Scan (5x5x7)/Cube 0: Measurement grid: dx=8mm, dy=8mm, dz=5mm Reference Value = 3.476 V/m; Power Drift = 0.19 dB Peak SAR (extrapolated) = 0.178 W/kg SAR(1 g) = 0.120 W/kg; SAR(10 g) = 0.078 W/kg Smallest distance from peaks to all points 3 dB below = 16.6 mm Ratio of SAR at M2 to SAR at M1 = 63.9% Maximum value of SAR (measured) = 0.145 W/kg</p>	
	

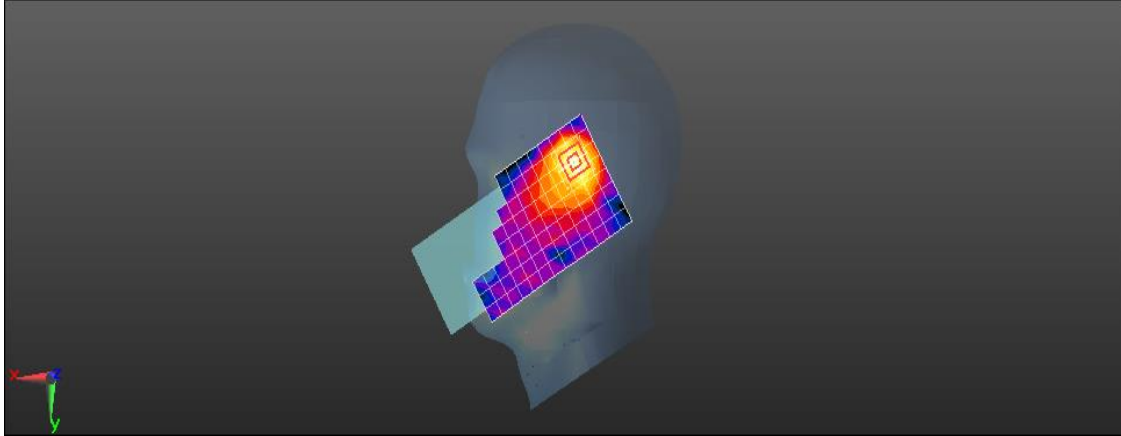
NR N7

Head	Right Tilted
Date: 2021-08-26	
Communication System: UID 0, NR (0); Frequency: 2535 MHz;Duty Cycle: 1:1	
Medium: HSL2600;Medium parameters used: f = 2535 MHz; $\sigma = 1.932$ S/m; $\epsilon_r = 38.679$; $\rho = 1000$ kg/m ³	
Phantom section: Right Section	
DASY 5 Configuration:	
<ul style="list-style-type: none"> • Probe: EX3DV4 - SN3708; ConvF(7.37, 7.37, 7.37) @ 2535 MHz; Calibrated: 2020-10-30 • Sensor-Surface: 1.4mm (Mechanical Surface Detection) • Electronics: DAE4 Sn546; Calibrated: 2020-11-11 • Phantom: Twin-SAM 1560; Type: QD 000 P40 CD; Serial: 1559 • Measurement SW: DASY52, Version 52.10 (4); SEMCAD X Version 14.6.14(7483) 	
<p>Configuration/Head/Area Scan (9x18x1): Measurement grid: dx=12mm, dy=12mm Maximum value of SAR (measured) = 0.734 W/kg</p> <p>Configuration/Head/Zoom Scan (7x7x7)/Cube 0: Measurement grid: dx=5mm, dy=5mm, dz=5mm Reference Value = 8.113 V/m; Power Drift = 0.10 dB Peak SAR (extrapolated) = 1.00 W/kg SAR(1 g) = 0.383 W/kg; SAR(10 g) = 0.149 W/kg Smallest distance from peaks to all points 3 dB below = 6.1 mm Ratio of SAR at M2 to SAR at M1 = 38.8% Maximum value of SAR (measured) = 0.733 W/kg</p>	
	

NR N38

Head	Right Tilted
<p style="text-align: right;">Date: 2021-08-26</p> <p>Communication System: UID 0, NR (0); Frequency: 2595 MHz;Duty Cycle: 1:1</p> <p>Medium: HSL2600;Medium parameters used: f = 2595 MHz; $\sigma = 1.966$ S/m; $\epsilon_r = 38.535$; $\rho = 1000$ kg/m³</p> <p>Phantom section: Right Section</p> <p>DASY 5 Configuration:</p> <ul style="list-style-type: none"> • Probe: EX3DV4 - SN3708; ConvF(7.37, 7.37, 7.37) @ 2595 MHz; Calibrated: 2020-10-30 • Sensor-Surface: 1.4mm (Mechanical Surface Detection) • Electronics: DAE4 Sn546; Calibrated: 2020-11-11 • Phantom: Twin-SAM 1560; Type: QD 000 P40 CD; Serial: 1559 • Measurement SW: DASY52, Version 52.10 (4); SEMCAD X Version 14.6.14(7483) <p>Configuration/Head/Area Scan (9x18x1): Measurement grid: dx=12mm, dy=12mm Maximum value of SAR (measured) = 0.654 W/kg</p> <p>Configuration/Head/Zoom Scan (7x7x7)/Cube 0: Measurement grid: dx=5mm, dy=5mm, dz=5mm Reference Value = 10.34 V/m; Power Drift = 0.06 dB Peak SAR (extrapolated) = 1.05 W/kg SAR(1 g) = 0.453 W/kg; SAR(10 g) = 0.195 W/kg Smallest distance from peaks to all points 3 dB below = 7.2 mm Ratio of SAR at M2 to SAR at M1 = 43.9% Maximum value of SAR (measured) = 0.827 W/kg</p> 	


NR N41

Head	Right Tilted
<p style="text-align: right;">Date: 2021-08-26</p> <p>Communication System: UID 0, NR (0); Frequency: 2640 MHz;Duty Cycle: 1:1</p> <p>Medium: HSL2600;Medium parameters used: $f = 2640$ MHz; $\sigma = 2.008$ S/m; $\epsilon_r = 37.688$; $\rho = 1000$ kg/m³</p> <p>Phantom section: Right Section</p> <p>DASY 5 Configuration:</p> <ul style="list-style-type: none"> • Probe: EX3DV4 - SN3708; ConvF(7.37, 7.37, 7.37) @ 2640 MHz; Calibrated: 2020-10-30 • Sensor-Surface: 1.4mm (Mechanical Surface Detection) • Electronics: DAE4 Sn546; Calibrated: 2020-11-11 • Phantom: Twin-SAM 1560; Type: QD 000 P40 CD; Serial: 1559 • Measurement SW: DASY52, Version 52.10 (4); SEMCAD X Version 14.6.14(7483) <p>Configuration/Head/Area Scan (9x18x1): Measurement grid: dx=12mm, dy=12mm Maximum value of SAR (measured) = 0.342 W/kg</p> <p>Configuration/Head/Zoom Scan (7x7x7)/Cube 0: Measurement grid: dx=5mm, dy=5mm, dz=5mm Reference Value = 5.925 V/m; Power Drift = 0.19 dB Peak SAR (extrapolated) = 0.576 W/kg SAR(1 g) = 0.234 W/kg; SAR(10 g) = 0.091 W/kg Smallest distance from peaks to all points 3 dB below = 7.6 mm Ratio of SAR at M2 to SAR at M1 = 40.3% Maximum value of SAR (measured) = 0.436 W/kg</p> 	


NR N66

Head	Right Cheek
<p style="text-align: right;">Date: 2021-08-30</p> <p>Communication System: UID 0, NR (0); Frequency: 1730 MHz;Duty Cycle: 1:1</p> <p>Medium: HSL1750;Medium parameters used: f = 1730 MHz; $\sigma = 1.358$ S/m; $\epsilon_r = 39.201$; $\rho = 1000$ kg/m³</p> <p>Phantom section: Right Section</p> <p>DASY 5 Configuration:</p> <ul style="list-style-type: none"> Probe: ES3DV3 - SN3127; ConvF(5.12, 5.12, 5.12) @ 1730 MHz; Calibrated: 2020-09-01 Sensor-Surface: 3mm (Mechanical Surface Detection) Electronics: DAE4 Sn720; Calibrated: 2020-09-30 Phantom: Twin-SAM 1560; Type: QD 000 P40 CD; Serial: 1659 Measurement SW: DASY52, Version 52.10 (4); SEMCAD X Version 14.6.14(7483) <p>Configuration/Head/Area Scan (8x14x1): Measurement grid: dx=15mm, dy=15mm Maximum value of SAR (measured) = 0.886 W/kg</p> <p>Configuration/Head/Zoom Scan (5x5x7)/Cube 0: Measurement grid: dx=8mm, dy=8mm, dz=5mm Reference Value = 12.71 V/m; Power Drift = -0.07 dB Peak SAR (extrapolated) = 1.09 W/kg SAR(1 g) = 0.597 W/kg; SAR(10 g) = 0.331 W/kg Smallest distance from peaks to all points 3 dB below = 9.3 mm Ratio of SAR at M2 to SAR at M1 = 64% Maximum value of SAR (measured) = 0.828 W/kg</p> 	

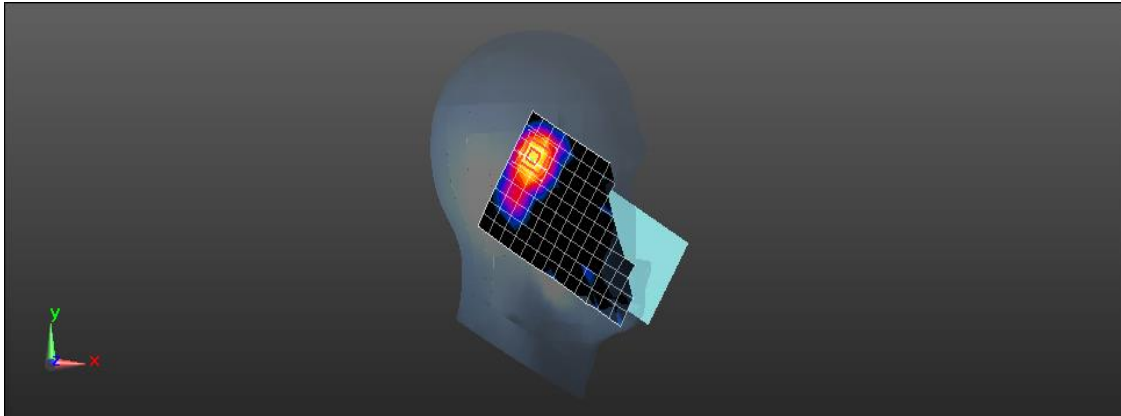
NR N78

Head	Left Cheek
<p style="text-align: right;">Date: 2021-08-27</p> <p>Communication System: UID 0, NR (0); Frequency: 3500 MHz;Duty Cycle: 1:1</p> <p>Medium: HSL3500;Medium parameters used: f = 3500 MHz; $\sigma = 2.954$ S/m; $\epsilon_r = 38.019$; $\rho = 1000$ kg/m³</p> <p>Phantom section: Left Section</p> <p>DASY 5 Configuration:</p> <ul style="list-style-type: none"> Probe: EX3DV4 - SN3708; ConvF(6.78, 6.78, 6.78) @ 3500 MHz; Calibrated: 2020-10-30 Sensor-Surface: 1.4mm (Mechanical Surface Detection) Electronics: DAE4 Sn546; Calibrated: 2020-11-11 Phantom: Twin-SAM 1560; Type: QD 000 P40 CD; Serial: 1559 Measurement SW: DASY52, Version 52.10 (4); SEMCAD X Version 14.6.14(7483) <p>Configuration/Head/Area Scan (10x18x1): Measurement grid: dx=12mm, dy=12mm Maximum value of SAR (measured) = 0.450 W/kg</p> <p>Configuration/Head/Zoom Scan (7x7x7)/Cube 0: Measurement grid: dx=5mm, dy=5mm, dz=5mm Reference Value = 2.149 V/m; Power Drift = -0.06 dB Peak SAR (extrapolated) = 0.818 W/kg SAR(1 g) = 0.174 W/kg; SAR(10 g) = 0.071 W/kg Smallest distance from peaks to all points 3 dB below = 5 mm Ratio of SAR at M2 to SAR at M1 = 31.7% Maximum value of SAR (measured) = 0.584 W/kg</p> 	


Bluetooth

Head	Left Tilted
Date: 2021-08-28	
Communication System: UID 0, Bluetooth (0); Frequency: 2441 MHz;Duty Cycle: 1:1	
Medium: HSL2450;Medium parameters used: f = 2441 MHz; $\sigma = 1.793$ S/m; $\epsilon_r = 38.706$; $\rho = 1000$ kg/m ³	
Phantom section: Left Section	
DASY 5 Configuration:	
<ul style="list-style-type: none"> • Probe: EX3DV4 - SN3708; ConvF(7.48, 7.48, 7.48) @ 2441 MHz; Calibrated: 2020-10-30 • Sensor-Surface: 1.4mm (Mechanical Surface Detection) • Electronics: DAE4 Sn546; Calibrated: 2020-11-11 • Phantom: Twin-SAM 1560; Type: QD 000 P40 CD; Serial: 1559 • Measurement SW: DASY52, Version 52.10 (4); SEMCAD X Version 14.6.14(7483) 	
<p>Configuration/Head/Area Scan (10x17x1): Measurement grid: dx=12mm, dy=12mm Maximum value of SAR (measured) = 0.309 W/kg</p> <p>Configuration/Head/Zoom Scan (7x7x7)/Cube 0: Measurement grid: dx=5mm, dy=5mm, dz=5mm Reference Value = 4.486 V/m; Power Drift = -0.16 dB Peak SAR (extrapolated) = 0.447 W/kg SAR(1 g) = 0.095 W/kg; SAR(10 g) = 0.044 W/kg Smallest distance from peaks to all points 3 dB below = 7.3 mm Ratio of SAR at M2 to SAR at M1 = 47.8% Maximum value of SAR (measured) = 0.349 W/kg</p>	
	

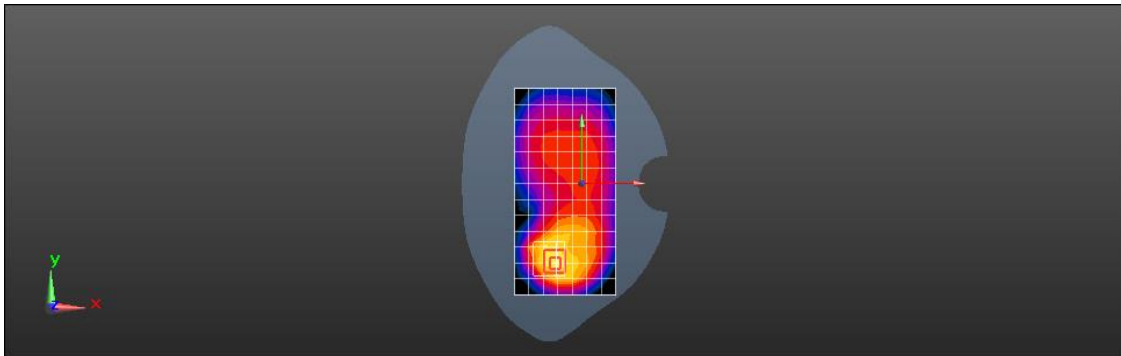
WIFI 2.4GHz

Head	Left Tilted
<p style="text-align: right;">Date: 2021-08-28</p> <p>Communication System: UID 0, WI-FI(2.4GHz) (0); Frequency: 2437 MHz;Duty Cycle: 1:1</p> <p>Medium: HSL2450;Medium parameters used: f = 2437 MHz; $\sigma = 1.808$ S/m; $\epsilon_r = 38.648$; $\rho = 1000$ kg/m³</p> <p>Phantom section: Left Section</p> <p>DASY 5 Configuration:</p> <ul style="list-style-type: none"> • Probe: EX3DV4 - SN3708; ConvF(7.48, 7.48, 7.48) @ 2437 MHz; Calibrated: 2020-10-30 • Sensor-Surface: 1.4mm (Mechanical Surface Detection) • Electronics: DAE4 Sn546; Calibrated: 2020-11-11 • Phantom: Twin-SAM 1560; Type: QD 000 P40 CD; Serial: 1559 • Measurement SW: DASY52, Version 52.10 (4); SEMCAD X Version 14.6.14(7483) <p>Configuration/Head/Area Scan (10x17x1): Measurement grid: dx=12mm, dy=12mm Maximum value of SAR (measured) = 0.222 W/kg</p> <p>Configuration/Head/Zoom Scan (7x7x7)/Cube 0: Measurement grid: dx=5mm, dy=5mm, dz=5mm Reference Value = 4.556 V/m; Power Drift = -0.17 dB Peak SAR (extrapolated) = 0.544 W/kg SAR(1 g) = 0.226 W/kg; SAR(10 g) = 0.095 W/kg Smallest distance from peaks to all points 3 dB below = 6.7 mm Ratio of SAR at M2 to SAR at M1 = 43.5% Maximum value of SAR (measured) = 0.426 W/kg</p> 	

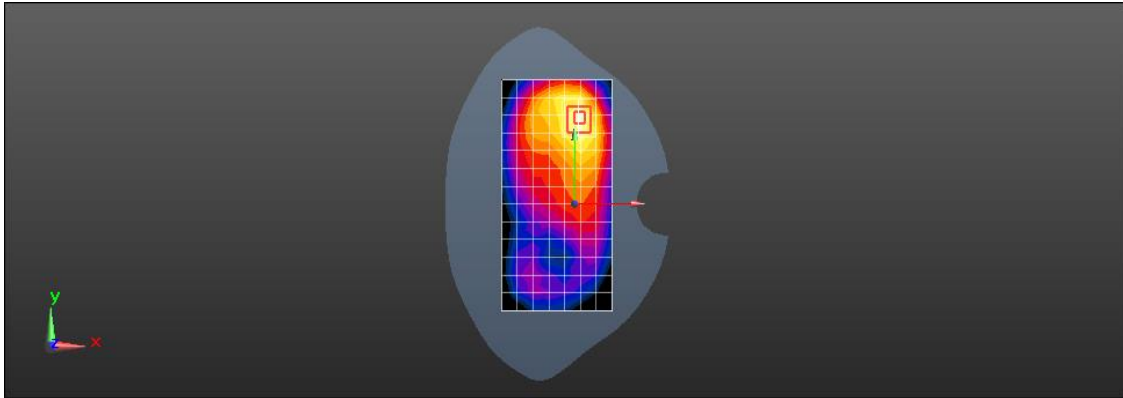
WIFI 5GHz UNII-2A

Head	Left Tilted
Date: 2021-08-29	
Communication System: UID 0, WI-FI(5GHz) (0); Frequency: 5320 MHz;Duty Cycle: 1:1	
Medium: HSL5G;Medium parameters used: f = 5320 MHz; $\sigma = 4.779$ S/m; $\epsilon_r = 35.657$; $\rho = 1000$ kg/m ³	
Phantom section: Left Section	
DASY 5 Configuration:	
<ul style="list-style-type: none"> • Probe: EX3DV4 - SN3708; ConvF(5.43, 5.43, 5.43) @ 5320 MHz; Calibrated: 2020-10-30 • Sensor-Surface: 1.4mm (Mechanical Surface Detection) • Electronics: DAE4 Sn546; Calibrated: 2020-11-11 • Phantom: Twin-SAM 1560; Type: QD 000 P40 CD; Serial: 1559 • Measurement SW: DASY52, Version 52.10 (4); SEMCAD X Version 14.6.14(7483) 	
<p>Configuration/Head/Area Scan (11x21x1): Measurement grid: dx=10mm, dy=10mm Maximum value of SAR (measured) = 1.38 W/kg</p> <p>Configuration/Head/Zoom Scan (7x7x12)/Cube 0: Measurement grid: dx=4mm, dy=4mm, dz=1.4mm Reference Value = 3.880 V/m; Power Drift = -0.08 dB Peak SAR (extrapolated) = 2.51 W/kg SAR(1 g) = 0.492 W/kg; SAR(10 g) = 0.140 W/kg Smallest distance from peaks to all points 3 dB below = 4.7 mm Ratio of SAR at M2 to SAR at M1 = 48.5% Maximum value of SAR (measured) = 1.36 W/kg</p>	
	

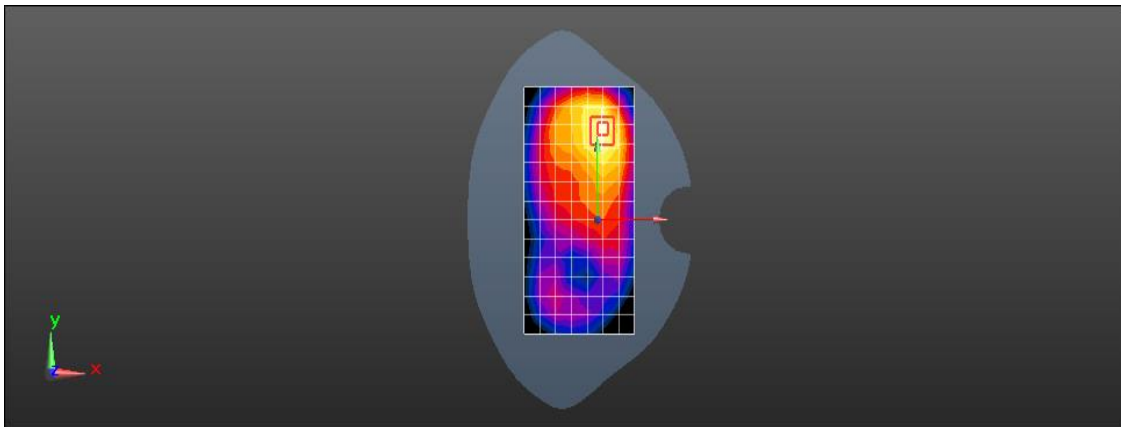
GSM850

Body-worn	Front
Date: 2021-08-29	
Communication System: UID 0, GSM Only Communication System (0); Frequency: 836.6 MHz; Duty Cycle: 1:8.30042	
Medium: HSL835; Medium parameters used: $f = 837$ MHz; $\sigma = 0.92$ S/m; $\epsilon_r = 41.947$; $\rho = 1000$ kg/m ³	
Phantom section: Flat Section	
DASY 5 Configuration:	
<ul style="list-style-type: none"> • Probe: ES3DV3 - SN3127; ConvF(6.16, 6.16, 6.16) @ 836.6 MHz; Calibrated: 2020-09-01 • Sensor-Surface: 3mm (Mechanical Surface Detection) • Electronics: DAE4 Sn720; Calibrated: 2020-09-30 • Phantom: Twin-SAM 1560; Type: QD 000 P40 CD; Serial: 1659 • Measurement SW: DASY52, Version 52.10 (4); SEMCAD X Version 14.6.14(7483) 	
<p>Configuration/Body/Area Scan (8x14x1): Measurement grid: dx=15mm, dy=15mm</p> <p>Maximum value of SAR (measured) = 0.462 W/kg</p> <p>Configuration/Body/Zoom Scan (5x5x7)/Cube 0: Measurement grid: dx=8mm, dy=8mm, dz=5mm</p> <p>Reference Value = 10.28 V/m; Power Drift = 0.13 dB</p> <p>Peak SAR (extrapolated) = 0.988 W/kg</p> <p>SAR(1 g) = 0.425 W/kg; SAR(10 g) = 0.233 W/kg</p> <p>Smallest distance from peaks to all points 3 dB below = 10.2 mm</p> <p>Ratio of SAR at M2 to SAR at M1 = 42.2%</p> <p>Maximum value of SAR (measured) = 0.729 W/kg</p>	
	

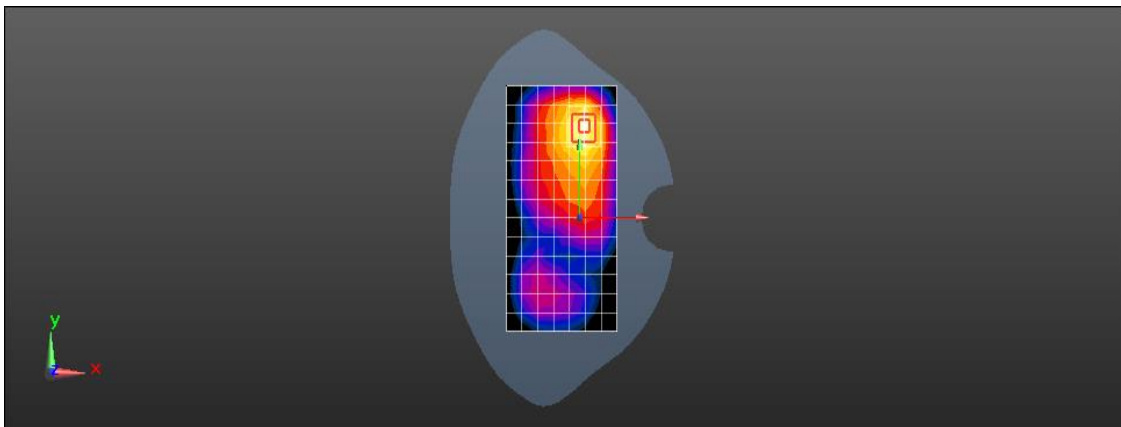
GSM1900

Body-worn	Back
<p style="text-align: right;">Date: 2021-08-30</p> <p>Communication System: UID 0, GSM Only Communication System (0); Frequency: 1880 MHz; Duty Cycle: 1:8.30042</p> <p>Medium: HSL1900; Medium parameters used: $f = 1880$ MHz; $\sigma = 1.391$ S/m; $\epsilon_r = 39.96$; $\rho = 1000$ kg/m³</p> <p>Phantom section: Flat Section</p> <p>DASY 5 Configuration:</p> <ul style="list-style-type: none"> Probe: EX3DV4 - SN3708; ConvF(7.99, 7.99, 7.99) @ 1880 MHz; Calibrated: 2020-10-30 Sensor-Surface: 1.4mm (Mechanical Surface Detection) Electronics: DAE4 Sn546; Calibrated: 2020-11-11 Phantom: Twin-SAM 1560; Type: QD 000 P40 CD; Serial: 1559 Measurement SW: DASY52, Version 52.10 (4); SEMCAD X Version 14.6.14(7483) <p>Configuration/Body/Area Scan (8x14x1): Measurement grid: dx=15mm, dy=15mm Maximum value of SAR (measured) = 0.744 W/kg</p> <p>Configuration/Body/Zoom Scan (5x5x7)/Cube 0: Measurement grid: dx=8mm, dy=8mm, dz=5mm Reference Value = 7.665 V/m; Power Drift = 0.08 dB Peak SAR (extrapolated) = 0.914 W/kg SAR(1 g) = 0.511 W/kg; SAR(10 g) = 0.291 W/kg Smallest distance from peaks to all points 3 dB below = 12.5 mm Ratio of SAR at M2 to SAR at M1 = 57.4% Maximum value of SAR (measured) = 0.769 W/kg</p> 	

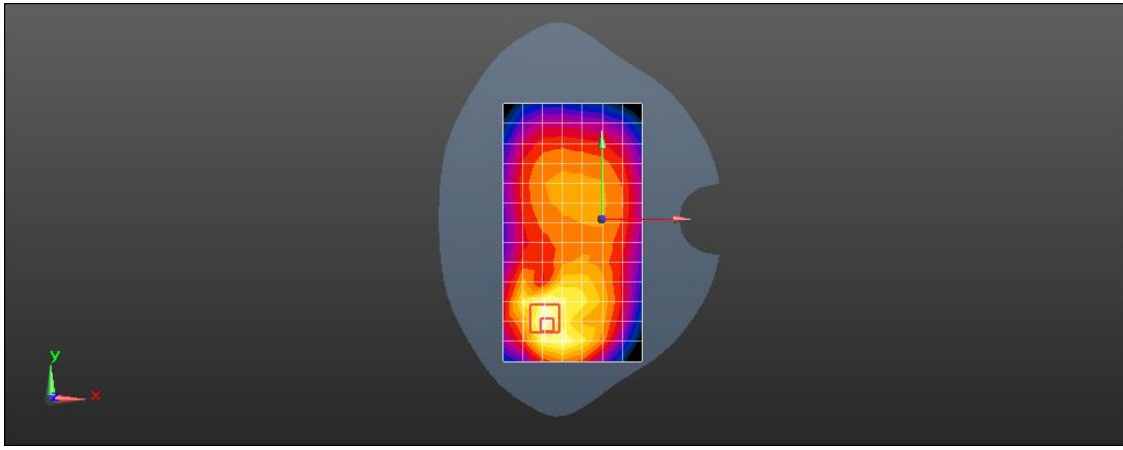
WCDMA Band II

Body-worn	Back
<p style="text-align: right;">Date: 2021-08-30</p> <p>Communication System: UID 0, WCDMA (0); Frequency: 1852.4 MHz; Duty Cycle: 1:1</p> <p>Medium: HSL1900; Medium parameters used : $f = 1852.4$ MHz; $\sigma = 1.368$ S/m; $\epsilon_r = 40.037$; $\rho = 1000$ kg/m³</p> <p>Phantom section: Flat Section</p> <p>DASY 5 Configuration:</p> <ul style="list-style-type: none"> Probe: EX3DV4 - SN3708; ConvF(7.99, 7.99, 7.99) @ 1852.4 MHz; Calibrated: 2020-10-30 Sensor-Surface: 1.4mm (Mechanical Surface Detection) Electronics: DAE4 Sn546; Calibrated: 2020-11-11 Phantom: Twin-SAM 1560; Type: QD 000 P40 CD; Serial: 1559 Measurement SW: DASY52, Version 52.10 (4); SEMCAD X Version 14.6.14(7483) <p>Configuration/Body/Area Scan (8x14x1): Measurement grid: dx=15mm, dy=15mm Maximum value of SAR (measured) = 1.15 W/kg</p> <p>Configuration/Body/Zoom Scan (5x5x7)/Cube 0: Measurement grid: dx=8mm, dy=8mm, dz=5mm Reference Value = 9.954 V/m; Power Drift = 0.15 dB Peak SAR (extrapolated) = 1.36 W/kg SAR(1 g) = 0.776 W/kg; SAR(10 g) = 0.437 W/kg Smallest distance from peaks to all points 3 dB below = 13.7 mm Ratio of SAR at M2 to SAR at M1 = 57.6% Maximum value of SAR (measured) = 1.15 W/kg</p> 	

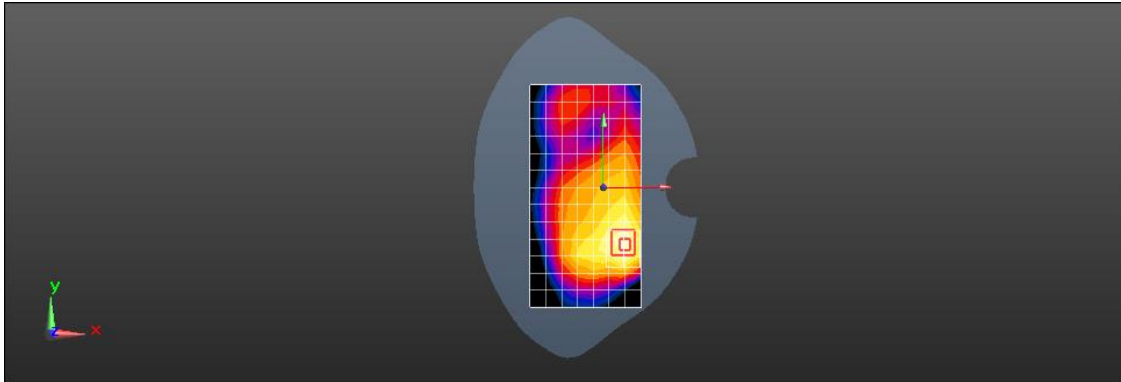
WCDMA Band IV

Body-worn	Back
Date: 2021-08-31	
Communication System: UID 0, WCDMA (0); Frequency: 1752.6 MHz; Duty Cycle: 1:1	
Medium: HSL1750; Medium parameters used: $f = 1753$ MHz; $\sigma = 1.341$ S/m; $\epsilon_r = 40.204$; $\rho = 1000$ kg/m ³	
Phantom section: Flat Section	
DASY 5 Configuration:	
<ul style="list-style-type: none"> • Probe: ES3DV3 - SN3127; ConvF(5.12, 5.12, 5.12) @ 1752.6 MHz; Calibrated: 2020-09-01 • Sensor-Surface: 3mm (Mechanical Surface Detection) • Electronics: DAE4 Sn720; Calibrated: 2020-09-30 • Phantom: Twin-SAM 1560; Type: QD 000 P40 CD; Serial: 1659 • Measurement SW: DASY52, Version 52.10 (4); SEMCAD X Version 14.6.14(7483) 	
<p>Configuration/Body/Area Scan (8x14x1): Measurement grid: dx=15mm, dy=15mm Maximum value of SAR (measured) = 0.973 W/kg</p> <p>Configuration/Body/Zoom Scan (5x5x7)/Cube 0: Measurement grid: dx=8mm, dy=8mm, dz=5mm Reference Value = 8.360 V/m; Power Drift = 0.19 dB Peak SAR (extrapolated) = 1.19 W/kg SAR(1 g) = 0.688 W/kg; SAR(10 g) = 0.385 W/kg Smallest distance from peaks to all points 3 dB below = 12.9 mm Ratio of SAR at M2 to SAR at M1 = 59.1% Maximum value of SAR (measured) = 1.01 W/kg</p>	
	

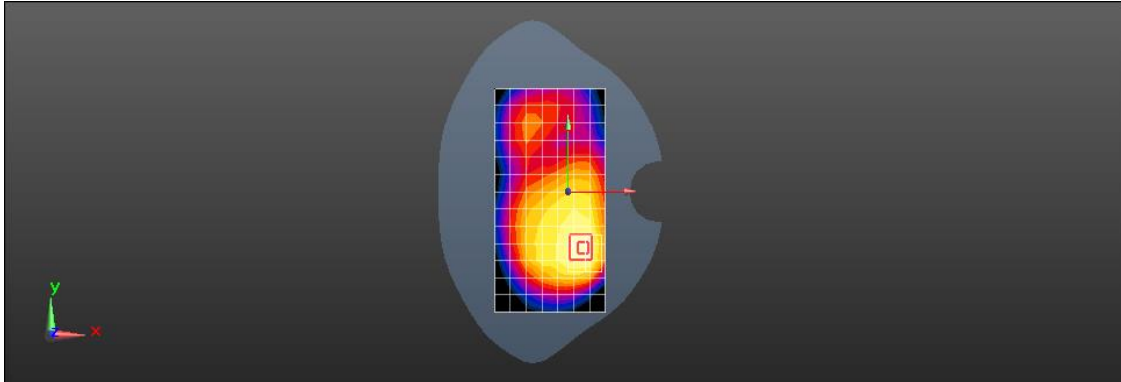
WCDMA Band V

Body-worn	Front
<p style="text-align: right;">Date: 2021-08-29</p> <p>Communication System: UID 0, WCDMA (0); Frequency: 836.4 MHz; Duty Cycle: 1:1</p> <p>Medium: HSL835; Medium parameters used (interpolated): $f = 836.4$ MHz; $\sigma = 0.916$ S/m; $\epsilon_r = 41.987$; $\rho = 1000$ kg/m³</p> <p>Phantom section: Flat Section</p> <p>DASY 5 Configuration:</p> <ul style="list-style-type: none"> Probe: ES3DV3 - SN3127; ConvF(6.16, 6.16, 6.16) @ 836.4 MHz; Calibrated: 2020-09-01 Sensor-Surface: 3mm (Mechanical Surface Detection) Electronics: DAE4 Sn720; Calibrated: 2020-09-30 Phantom: Twin-SAM 1560; Type: QD 000 P40 CD; Serial: 1659 Measurement SW: DASY52, Version 52.10 (4); SEMCAD X Version 14.6.14(7483) <p>Configuration/Body/Area Scan (8x14x1): Measurement grid: dx=15mm, dy=15mm Maximum value of SAR (measured) = 0.530 W/kg</p> <p>Configuration/Body/Zoom Scan (5x5x7)/Cube 0: Measurement grid: dx=8mm, dy=8mm, dz=5mm Reference Value = 11.06 V/m; Power Drift = -0.05 dB Peak SAR (extrapolated) = 0.691 W/kg SAR(1 g) = 0.352 W/kg; SAR(10 g) = 0.196 W/kg Smallest distance from peaks to all points 3 dB below = 10.7 mm Ratio of SAR at M2 to SAR at M1 = 45.6% Maximum value of SAR (measured) = 0.524 W/kg</p> 	

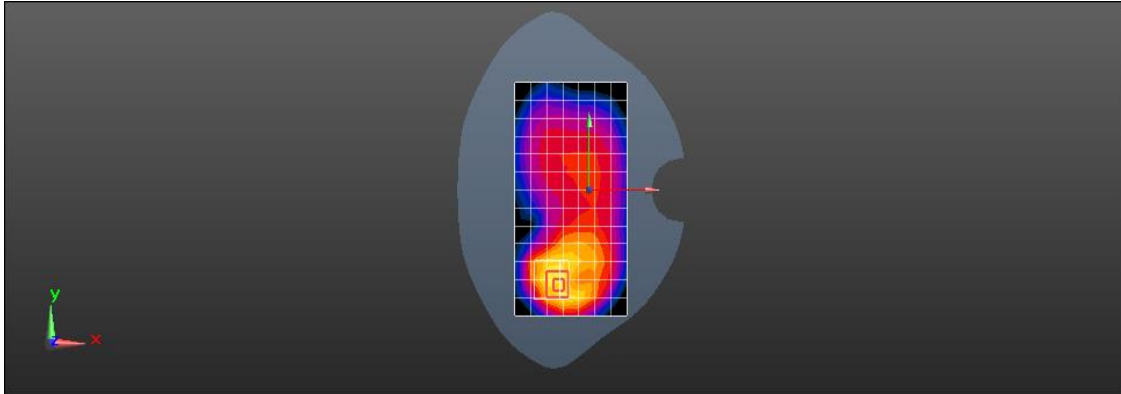
LTE Band 2

Body-worn	Back
<p style="text-align: right;">Date: 2021-08-30</p> <p>Communication System: UID 0, LTE-FDD BW 20MHz (0); Frequency: 1880 MHz;Duty Cycle: 1:1</p> <p>Medium: HSL1900;Medium parameters used: f = 1880 MHz; $\sigma = 1.391$ S/m; $\epsilon_r = 39.96$; $\rho = 1000$ kg/m³</p> <p>Phantom section: Flat Section</p> <p>DASY 5 Configuration:</p> <ul style="list-style-type: none"> Probe: EX3DV4 - SN3708; ConvF(7.99, 7.99, 7.99) @ 1880 MHz; Calibrated: 2020-10-30 Sensor-Surface: 1.4mm (Mechanical Surface Detection) Electronics: DAE4 Sn546; Calibrated: 2020-11-11 Phantom: Twin-SAM 1560; Type: QD 000 P40 CD; Serial: 1559 Measurement SW: DASY52, Version 52.10 (4); SEMCAD X Version 14.6.14(7483) <p>Configuration/Body/Area Scan (8x14x1): Measurement grid: dx=15mm, dy=15mm Maximum value of SAR (measured) = 0.474 W/kg</p> <p>Configuration/Body/Zoom Scan (5x5x7)/Cube 0: Measurement grid: dx=8mm, dy=8mm, dz=5mm Reference Value = 8.102 V/m; Power Drift = 0.18 dB Peak SAR (extrapolated) = 0.585 W/kg SAR(1 g) = 0.342 W/kg; SAR(10 g) = 0.192 W/kg Smallest distance from peaks to all points 3 dB below = 14.5 mm Ratio of SAR at M2 to SAR at M1 = 55.3% Maximum value of SAR (measured) = 0.479 W/kg</p> 	

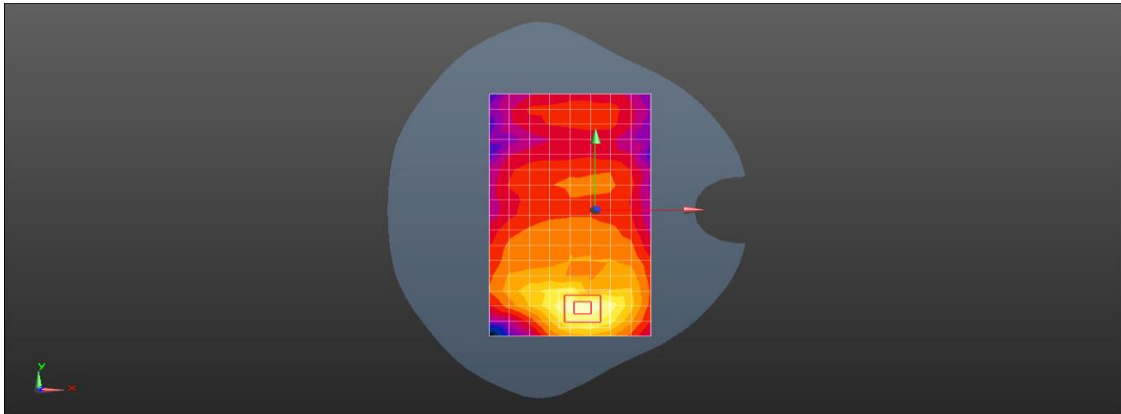
LTE Band 4

Body-worn	Back
<p style="text-align: right;">Date: 2021-08-31</p> <p>Communication System: UID 0, LTE-FDD BW 20MHz (0); Frequency: 1732.5 MHz;Duty Cycle: 1:1</p> <p>Medium: HSL1750;Medium parameters used : f = 1732.5 MHz; $\sigma = 1.321$ S/m; $\epsilon_r = 40.264$; $\rho = 1000$ kg/m³</p> <p>Phantom section: Flat Section</p> <p>DASY 5 Configuration:</p> <ul style="list-style-type: none"> • Probe: ES3DV3 - SN3127; ConvF(5.12, 5.12, 5.12) @ 1732.5 MHz; Calibrated: 2020-09-01 • Sensor-Surface: 3mm (Mechanical Surface Detection) • Electronics: DAE4 Sn720; Calibrated: 2020-09-30 • Phantom: Twin-SAM 1560; Type: QD 000 P40 CD; Serial: 1659 • Measurement SW: DASY52, Version 52.10 (4); SEMCAD X Version 14.6.14(7483) <p>Configuration/Body/Area Scan (8x14x1): Measurement grid: dx=15mm, dy=15mm Maximum value of SAR (measured) = 0.543 W/kg</p> <p>Configuration/Body/Zoom Scan (5x5x7)/Cube 0: Measurement grid: dx=8mm, dy=8mm, dz=5mm Reference Value = 10.95 V/m; Power Drift = 0.09 dB Peak SAR (extrapolated) = 0.735 W/kg SAR(1 g) = 0.450 W/kg; SAR(10 g) = 0.264 W/kg Smallest distance from peaks to all points 3 dB below = 15.2 mm Ratio of SAR at M2 to SAR at M1 = 58.1% Maximum value of SAR (measured) = 0.612 W/kg</p> 	

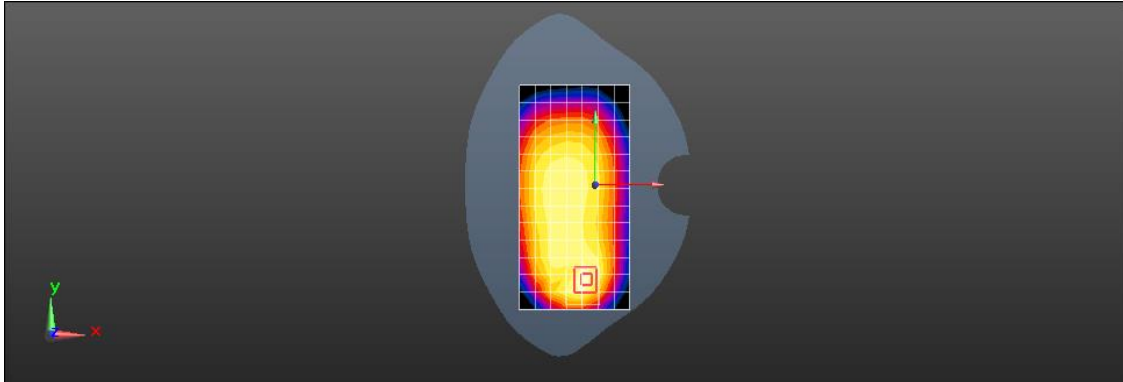
LTE Band 5

Body-worn	Front
Date: 2021-08-29	
Communication System: UID 0, LTE-FDD BW 10MHZ (0); Frequency: 836.5 MHz;Duty Cycle: 1:1	
Medium: HSL835;Medium parameters used (interpolated): f = 836.5 MHz; $\sigma = 0.917$ S/m; $\epsilon_r = 41.98$; $\rho = 1000$ kg/m ³	
Phantom section: Flat Section	
DASY 5 Configuration:	
<ul style="list-style-type: none"> • Probe: ES3DV3 - SN3127; ConvF(6.16, 6.16, 6.16) @ 836.5 MHz; Calibrated: 2020-09-01 • Sensor-Surface: 3mm (Mechanical Surface Detection) • Electronics: DAE4 Sn720; Calibrated: 2020-09-30 • Phantom: Twin-SAM 1560; Type: QD 000 P40 CD; Serial: 1659 • Measurement SW: DASY52, Version 52.10 (4); SEMCAD X Version 14.6.14(7483) 	
<p>Configuration/Body/Area Scan (8x14x1): Measurement grid: dx=15mm, dy=15mm Maximum value of SAR (measured) = 0.371 W/kg</p> <p>Configuration/Body/Zoom Scan (5x5x7)/Cube 0: Measurement grid: dx=8mm, dy=8mm, dz=5mm Reference Value = 9.634 V/m; Power Drift = 0.02 dB Peak SAR (extrapolated) = 0.845 W/kg SAR(1 g) = 0.366 W/kg; SAR(10 g) = 0.195 W/kg Smallest distance from peaks to all points 3 dB below = 10.2 mm Ratio of SAR at M2 to SAR at M1 = 41.1% Maximum value of SAR (measured) = 0.614 W/kg</p>	
	

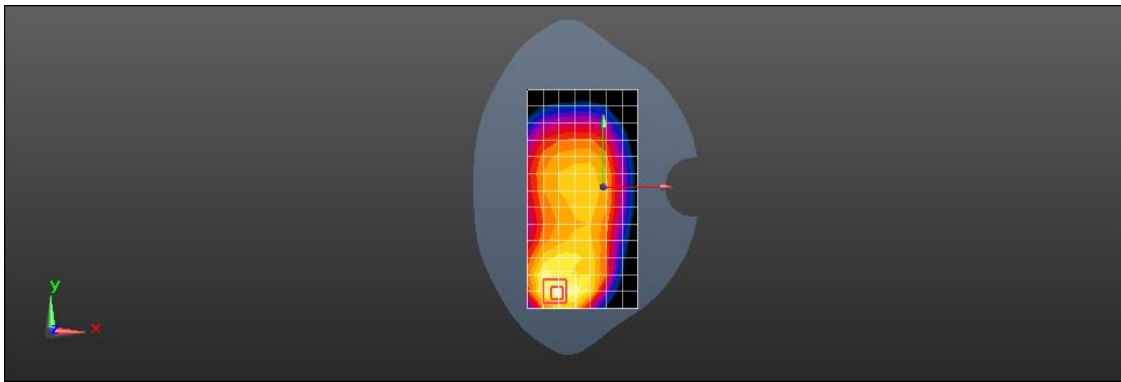
LTE Band 7

Body-worn	Front
Date: 2021-08-25	
Communication System: UID 0, LTE-FDD BW 20MHz (0); Frequency: 2535 MHz;Duty Cycle: 1:1	
Medium: HSL2600;Medium parameters used: f = 2535 MHz; $\sigma = 1.943$ S/m; $\epsilon_r = 38.295$; $\rho = 1000$ kg/m ³	
Phantom section: Flat Section	
DASY 5 Configuration:	
<ul style="list-style-type: none"> • Probe: EX3DV4 - SN3708; ConvF(7.37, 7.37, 7.37) @ 2535 MHz; Calibrated: 2020-10-30 • Sensor-Surface: 1.4mm (Mechanical Surface Detection) • Electronics: DAE4 Sn546; Calibrated: 2020-11-11 • Phantom: Twin-SAM 1560; Type: QD 000 P40 CD; Serial: 1559 • Measurement SW: DASY52, Version 52.10 (4); SEMCAD X Version 14.6.14(7483) 	
<p>Configuration/Body/Area Scan (9x17x1): Measurement grid: dx=12mm, dy=12mm Maximum value of SAR (measured) = 1.23 W/kg</p> <p>Configuration/Body/Zoom Scan (7x7x7)/Cube 0: Measurement grid: dx=5mm, dy=5mm, dz=5mm Reference Value = 3.975 V/m; Power Drift = 0.18 dB Peak SAR (extrapolated) = 1.63 W/kg SAR(1 g) = 0.837 W/kg; SAR(10 g) = 0.360 W/kg Smallest distance from peaks to all points 3 dB below = 7.6 mm Ratio of SAR at M2 to SAR at M1 = 52.4% Maximum value of SAR (measured) = 1.29 W/kg</p>	
	

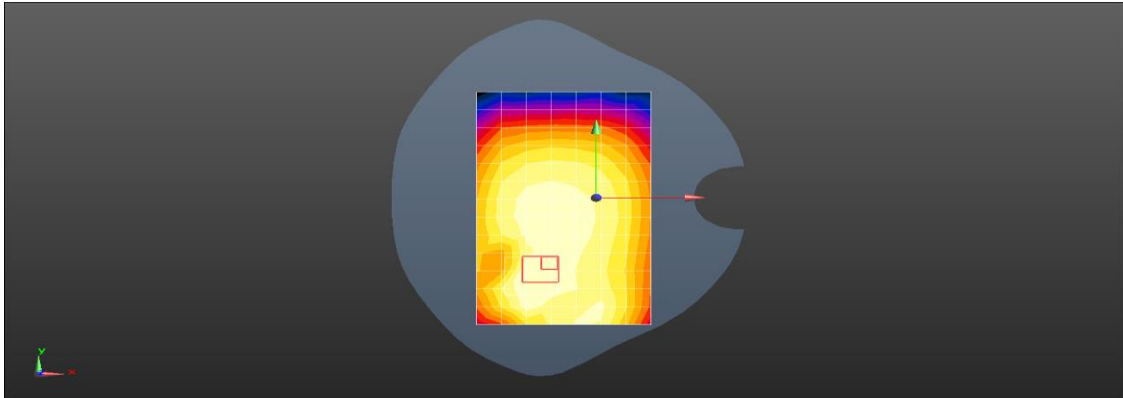
LTE Band 12

Body-worn	Back
<p style="text-align: right;">Date: 2021-08-27</p> <p>Communication System: UID 0, LTE-FDD BW 10MHZ (0); Frequency: 707.5 MHz;Duty Cycle: 1:1</p> <p>Medium: HSL750;Medium parameters used : f = 707.5 MHz; $\sigma = 0.847$ S/m; $\epsilon_r = 43.073$; $\rho = 1000$ kg/m³</p> <p>Phantom section: Flat Section</p> <p>DASY 5 Configuration:</p> <ul style="list-style-type: none"> Probe: ES3DV3 - SN3127; ConvF(6.32, 6.32, 6.32) @ 707.5 MHz; Calibrated: 2020-09-01 Sensor-Surface: 3mm (Mechanical Surface Detection) Electronics: DAE4 Sn720; Calibrated: 2020-09-30 Phantom: Twin-SAM 1560; Type: QD 000 P40 CD; Serial: 1659 Measurement SW: DASY52, Version 52.10 (4); SEMCAD X Version 14.6.14(7483) <p>Configuration/Body/Area Scan (8x14x1): Measurement grid: dx=15mm, dy=15mm Maximum value of SAR (measured) = 0.159 W/kg</p> <p>Configuration/Body/Zoom Scan (5x5x7)/Cube 0: Measurement grid: dx=8mm, dy=8mm, dz=5mm Reference Value = 11.26 V/m; Power Drift = 0.08 dB Peak SAR (extrapolated) = 0.226 W/kg SAR(1 g) = 0.125 W/kg; SAR(10 g) = 0.068 W/kg Smallest distance from peaks to all points 3 dB below = 12.9 mm Ratio of SAR at M2 to SAR at M1 = 49.2% Maximum value of SAR (measured) = 0.176 W/kg</p> 	

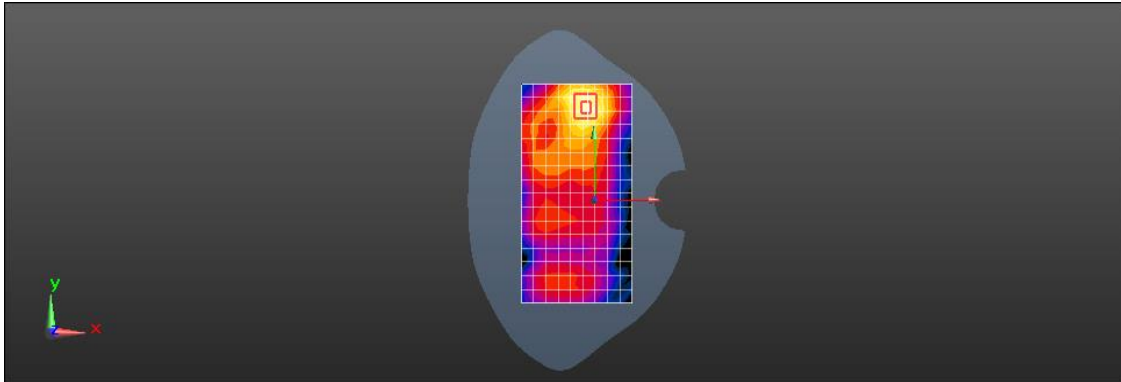
LTE Band 13

Body-worn	Front
Date: 2021-08-27	
Communication System: UID 0, LTE-FDD BW 10MHZ (0); Frequency: 782 MHz;Duty Cycle: 1:1	
Medium: HSL750;Medium parameters used: f = 782 MHz; $\sigma = 0.894$ S/m; $\epsilon_r = 42.615$; $\rho = 1000$ kg/m ³	
Phantom section: Flat Section	
DASY 5 Configuration:	
<ul style="list-style-type: none"> • Probe: ES3DV3 - SN3127; ConvF(6.32, 6.32, 6.32) @ 782 MHz; Calibrated: 2020-09-01 • Sensor-Surface: 3mm (Mechanical Surface Detection) • Electronics: DAE4 Sn720; Calibrated: 2020-09-30 • Phantom: Twin-SAM 1560; Type: QD 000 P40 CD; Serial: 1659 • Measurement SW: DASY52, Version 52.10 (4); SEMCAD X Version 14.6.14(7483) 	
<p>Configuration/Body/Area Scan (8x14x1): Measurement grid: dx=15mm, dy=15mm Maximum value of SAR (measured) = 0.187 W/kg</p> <p>Configuration/Body/Zoom Scan (5x5x7)/Cube 0: Measurement grid: dx=8mm, dy=8mm, dz=5mm Reference Value = 9.205 V/m; Power Drift = -0.00 dB Peak SAR (extrapolated) = 0.234 W/kg SAR(1 g) = 0.130 W/kg; SAR(10 g) = 0.069 W/kg Smallest distance from peaks to all points 3 dB below = 12.2 mm Ratio of SAR at M2 to SAR at M1 = 50.8% Maximum value of SAR (measured) = 0.182 W/kg</p>	
	

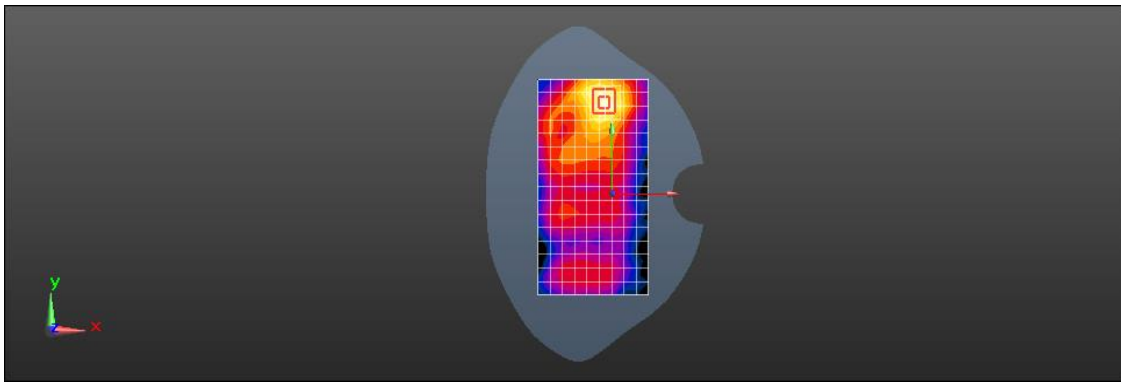
LTE Band 17

Body-worn	Back
<p style="text-align: right;">Date: 2021-08-26</p> <p>Communication System: UID 0, LTE-FDD BW 10MHZ (0); Frequency: 710 MHz;Duty Cycle: 1:1</p> <p>Medium: HSL750;Medium parameters used: f = 710 MHz; $\sigma = 0.86$ S/m; $\epsilon_r = 42.228$; $\rho = 1000$ kg/m³</p> <p>Phantom section: Flat Section</p> <p>DASY 5 Configuration:</p> <ul style="list-style-type: none"> Probe: ES3DV3 - SN3127; ConvF(6.32, 6.32, 6.32) @ 710 MHz; Calibrated: 2020-09-01 Sensor-Surface: 3mm (Mechanical Surface Detection) Electronics: DAE4 Sn720; Calibrated: 2020-09-30 Phantom: Twin-SAM 1560; Type: QD 000 P40 CD; Serial: 1659 Measurement SW: DASY52, Version 52.10 (4); SEMCAD X Version 14.6.14(7483) <p>Configuration/Body/Area Scan (8x14x1): Measurement grid: dx=15mm, dy=15mm Maximum value of SAR (measured) = 0.161 W/kg</p> <p>Configuration/Body/Zoom Scan (5x5x7)/Cube 0: Measurement grid: dx=8mm, dy=8mm, dz=5mm Reference Value = 0.5840 V/m; Power Drift = -0.03 dB Peak SAR (extrapolated) = 0.221 W/kg SAR(1 g) = 0.124 W/kg; SAR(10 g) = 0.083 W/kg Smallest distance from peaks to all points 3 dB below = 31.9 mm Ratio of SAR at M2 to SAR at M1 = 48.4% Maximum value of SAR (measured) = 0.172 W/kg</p> 	

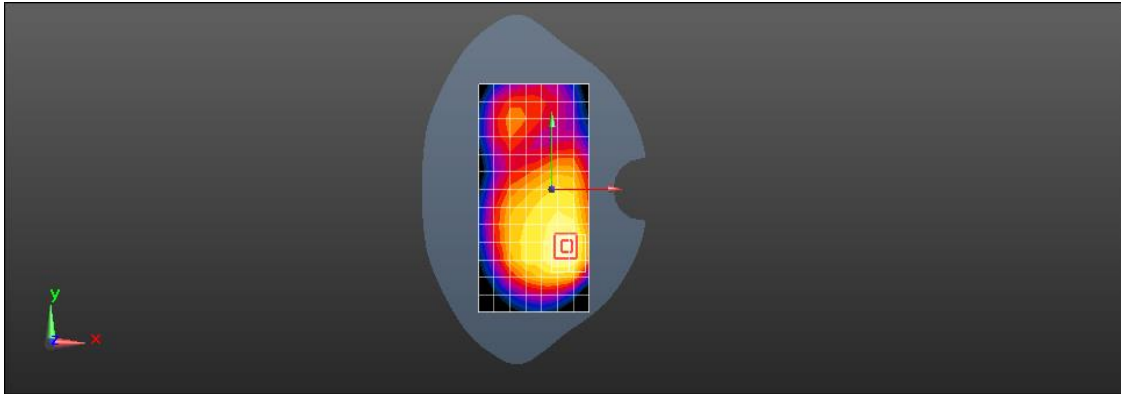
LTE Band 38

Body-worn	Back
Date: 2021-08-25	
Communication System: UID 0, LTE-TDD BW 20MHz (0); Frequency: 2595 MHz;Duty Cycle: 1:1.57906	
Medium: HSL2600;Medium parameters used: f = 2595 MHz; $\sigma = 2.008$ S/m; $\epsilon_r = 38.066$; $\rho = 1000$ kg/m ³	
Phantom section: Flat Section	
DASY 5 Configuration:	
<ul style="list-style-type: none"> • Probe: EX3DV4 - SN3708; ConvF(7.37, 7.37, 7.37) @ 2595 MHz; Calibrated: 2020-10-30 • Sensor-Surface: 1.4mm (Mechanical Surface Detection) • Electronics: DAE4 Sn546; Calibrated: 2020-11-11 • Phantom: Twin-SAM 1560; Type: QD 000 P40 CD; Serial: 1559 • Measurement SW: DASY52, Version 52.10 (4); SEMCAD X Version 14.6.14(7483) 	
<p>Configuration/Body/Area Scan (10x17x1): Measurement grid: dx=12mm, dy=12mm Maximum value of SAR (measured) = 0.426 W/kg</p> <p>Configuration/Body/Zoom Scan (7x7x7)/Cube 0: Measurement grid: dx=5mm, dy=5mm, dz=5mm Reference Value = 2.498 V/m; Power Drift = 0.04 dB Peak SAR (extrapolated) = 0.596 W/kg SAR(1 g) = 0.297 W/kg; SAR(10 g) = 0.146 W/kg Smallest distance from peaks to all points 3 dB below = 11.7 mm Ratio of SAR at M2 to SAR at M1 = 50.7% Maximum value of SAR (measured) = 0.485 W/kg</p>	
	

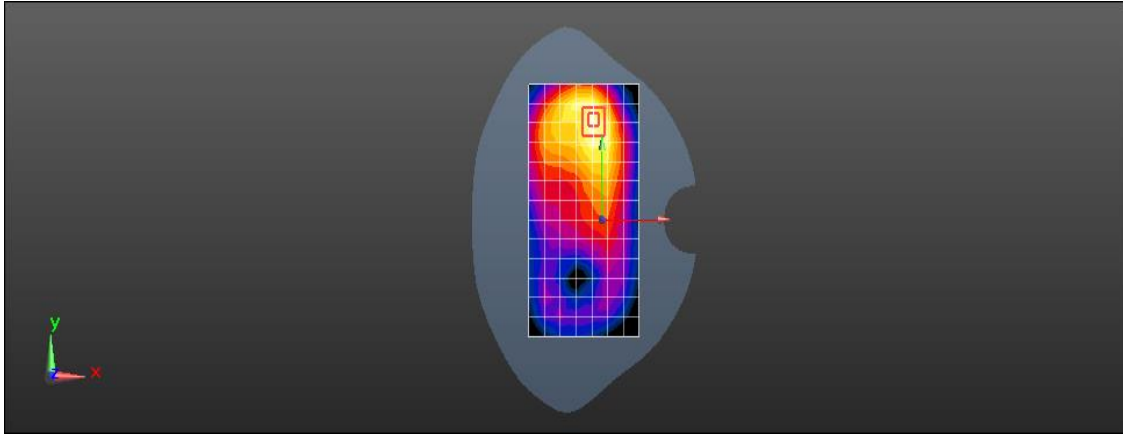
LTE Band 41

Body-worn	Back
<p style="text-align: right;">Date: 2021-08-25</p> <p>Communication System: UID 0, LTE-TDD BW 20MHz (0); Frequency: 2593 MHz;Duty Cycle: 1:1.57906</p> <p>Medium: HSL2600;Medium parameters used: f = 2593 MHz; $\sigma = 2.011$ S/m; $\epsilon_r = 38.067$; $\rho = 1000$ kg/m³</p> <p>Phantom section: Flat Section</p> <p>DASY 5 Configuration:</p> <ul style="list-style-type: none"> Probe: EX3DV4 - SN3708; ConvF(7.37, 7.37, 7.37) @ 2593 MHz; Calibrated: 2020-10-30 Sensor-Surface: 1.4mm (Mechanical Surface Detection) Electronics: DAE4 Sn546; Calibrated: 2020-11-11 Phantom: Twin-SAM 1560; Type: QD 000 P40 CD; Serial: 1559 Measurement SW: DASY52, Version 52.10 (4); SEMCAD X Version 14.6.14(7483) <p>Configuration/Body/Area Scan (10x17x1): Measurement grid: dx=12mm, dy=12mm Maximum value of SAR (measured) = 0.393 W/kg</p> <p>Configuration/Body/Zoom Scan (7x7x7)/Cube 0: Measurement grid: dx=5mm, dy=5mm, dz=5mm Reference Value = 2.896 V/m; Power Drift = 0.05 dB Peak SAR (extrapolated) = 0.575 W/kg SAR(1 g) = 0.285 W/kg; SAR(10 g) = 0.142 W/kg Smallest distance from peaks to all points 3 dB below = 11.7 mm Ratio of SAR at M2 to SAR at M1 = 51% Maximum value of SAR (measured) = 0.470 W/kg</p> 	

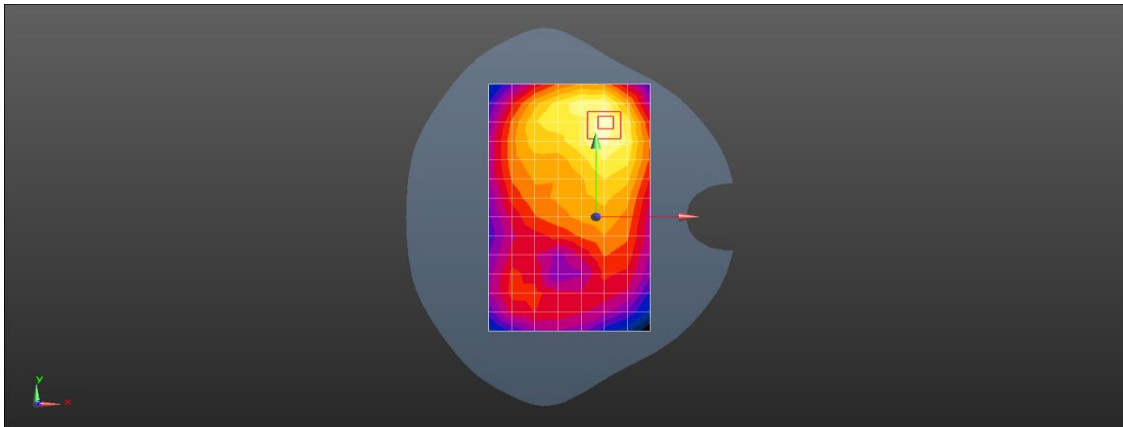
LTE Band 66

Body-worn	Back
<p style="text-align: right;">Date: 2021-08-30</p> <p>Communication System: UID 0, LTE-FDD BW 20MHz (0); Frequency: 1745 MHz;Duty Cycle: 1:1</p> <p>Medium: HSL1750;Medium parameters used: f = 1745 MHz; $\sigma = 1.333$ S/m; $\epsilon_r = 40.225$; $\rho = 1000$ kg/m³</p> <p>Phantom section: Flat Section</p> <p>DASY 5 Configuration:</p> <ul style="list-style-type: none"> Probe: ES3DV3 - SN3127; ConvF(5.12, 5.12, 5.12) @ 1745 MHz; Calibrated: 2020-09-01 Sensor-Surface: 3mm (Mechanical Surface Detection) Electronics: DAE4 Sn720; Calibrated: 2020-09-30 Phantom: Twin-SAM 1560; Type: QD 000 P40 CD; Serial: 1659 Measurement SW: DASY52, Version 52.10 (4); SEMCAD X Version 14.6.14(7483) <p>Configuration/Body/Area Scan (8x14x1): Measurement grid: dx=15mm, dy=15mm Maximum value of SAR (measured) = 0.525 W/kg</p> <p>Configuration/Body/Zoom Scan (5x5x7)/Cube 0: Measurement grid: dx=8mm, dy=8mm, dz=5mm Reference Value = 10.88 V/m; Power Drift = -0.05 dB Peak SAR (extrapolated) = 0.714 W/kg SAR(1 g) = 0.422 W/kg; SAR(10 g) = 0.255 W/kg Smallest distance from peaks to all points 3 dB below = 15.2 mm Ratio of SAR at M2 to SAR at M1 = 58.1% Maximum value of SAR (measured) = 0.595 W/kg</p> 	

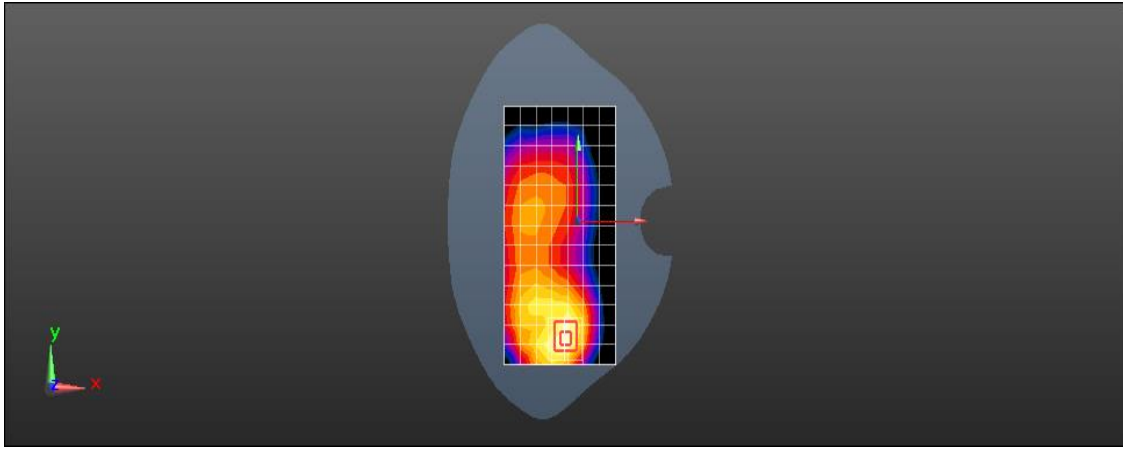
NR N2

Body-worn	Back
<p style="text-align: right;">Date: 2021-08-31</p> <p>Communication System: UID 0, NR (0); Frequency: 1880 MHz;Duty Cycle: 1:1</p> <p>Medium: HSL1900;Medium parameters used: f = 1880 MHz; $\sigma = 1.381$ S/m; $\epsilon_r = 39.86$; $\rho = 1000$ kg/m³</p> <p>Phantom section: Flat Section</p> <p>DASY 5 Configuration:</p> <ul style="list-style-type: none"> Probe: EX3DV4 - SN3708; ConvF(7.99, 7.99, 7.99) @ 1880 MHz; Calibrated: 2020-10-30 Sensor-Surface: 1.4mm (Mechanical Surface Detection) Electronics: DAE4 Sn546; Calibrated: 2020-11-11 Phantom: Twin-SAM 1560; Type: QD 000 P40 CD; Serial: 1559 Measurement SW: DASY52, Version 52.10 (4); SEMCAD X Version 14.6.14(7483) <p>Configuration/Body/Area Scan (8x14x1): Measurement grid: dx=15mm, dy=15mm Maximum value of SAR (measured) = 0.956 W/kg</p> <p>Configuration/Body/Zoom Scan (5x5x7)/Cube 0: Measurement grid: dx=8mm, dy=8mm, dz=5mm Reference Value = 8.881 V/m; Power Drift = 0.00 dB Peak SAR (extrapolated) = 1.18 W/kg SAR(1 g) = 0.650 W/kg; SAR(10 g) = 0.367 W/kg Smallest distance from peaks to all points 3 dB below = 12.2 mm Ratio of SAR at M2 to SAR at M1 = 56.6% Maximum value of SAR (measured) = 0.969 W/kg</p> 	

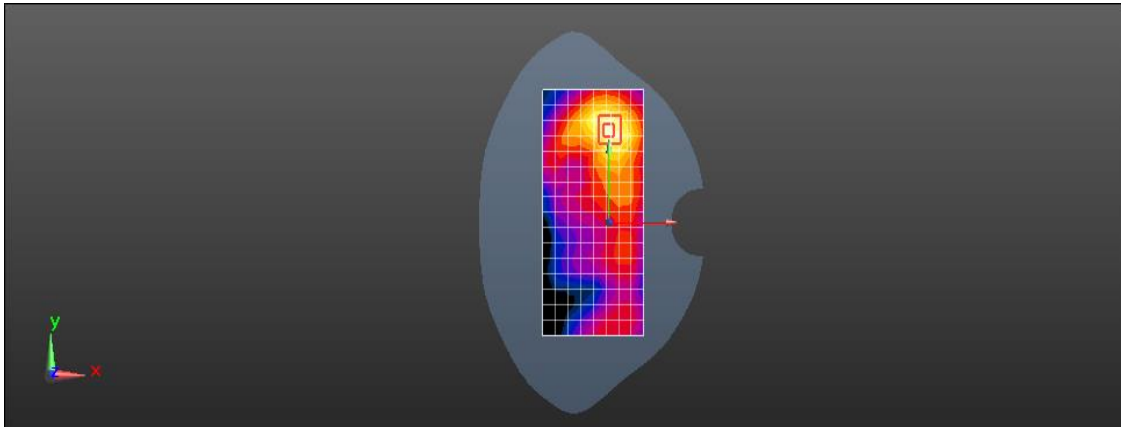
NR N2

Body-worn	Back
<p style="text-align: right;">Date: 2021-08-31</p> <p>Communication System: UID 0, NR (0); Frequency: 1880 MHz;Duty Cycle: 1:1</p> <p>Medium: HSL1900;Medium parameters used: f = 1880 MHz; $\sigma = 1.381$ S/m; $\epsilon_r = 39.86$; $\rho = 1000$ kg/m³</p> <p>Phantom section: Flat Section</p> <p>DASY 5 Configuration:</p> <ul style="list-style-type: none"> Probe: EX3DV4 - SN3708; ConvF(7.99, 7.99, 7.99) @ 1880 MHz; Calibrated: 2020-10-30 Sensor-Surface: 1.4mm (Mechanical Surface Detection) Electronics: DAE4 Sn546; Calibrated: 2020-11-11 Phantom: Twin-SAM 1560; Type: QD 000 P40 CD; Serial: 1559 Measurement SW: DASY52, Version 52.10 (4); SEMCAD X Version 14.6.14(7483) <p>Configuration/Body/Area Scan (8x14x1): Measurement grid: dx=15mm, dy=15mm Maximum value of SAR (measured) = 0.808 W/kg</p> <p>Configuration/Body/Zoom Scan (5x5x7)/Cube 0: Measurement grid: dx=8mm, dy=8mm, dz=5mm Reference Value = 9.668 V/m; Power Drift = -0.01 dB Peak SAR (extrapolated) = 0.892 W/kg SAR(1 g) = 0.523 W/kg; SAR(10 g) = 0.298 W/kg Smallest distance from peaks to all points 3 dB below = 13.7 mm Ratio of SAR at M2 to SAR at M1 = 59% Maximum value of SAR (measured) = 0.761 W/kg</p> 	

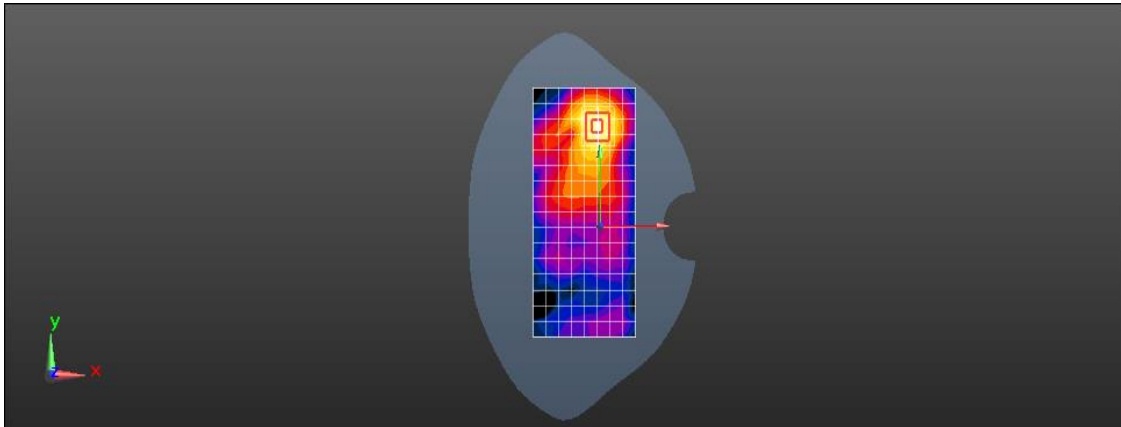
NR N5

Body-worn	Back
Date: 2021-08-28	
Communication System: UID 0, NR (0); Frequency: 836.5 MHz;Duty Cycle: 1:1	
Medium: HSL835;Medium parameters used : f = 836.5 MHz; $\sigma = 0.923$ S/m; $\epsilon_r = 41.48$; $\rho = 1000$ kg/m ³	
Phantom section: Flat Section	
DASY 5 Configuration:	
<ul style="list-style-type: none"> • Probe: ES3DV3 - SN3127; ConvF(6.16, 6.16, 6.16) @ 836.5 MHz; Calibrated: 2020-09-01 • Sensor-Surface: 3mm (Mechanical Surface Detection) • Electronics: DAE4 Sn720; Calibrated: 2020-09-30 • Phantom: Twin-SAM 1560; Type: QD 000 P40 CD; Serial: 1659 • Measurement SW: DASY52, Version 52.10 (4); SEMCAD X Version 14.6.14(7483) 	
<p>Configuration/Head/Area Scan (8x14x1): Measurement grid: dx=15mm, dy=15mm Maximum value of SAR (measured) = 0.313 W/kg</p> <p>Configuration/Head/Zoom Scan (5x5x7)/Cube 0: Measurement grid: dx=8mm, dy=8mm, dz=5mm Reference Value = 8.758 V/m; Power Drift = 0.14 dB Peak SAR (extrapolated) = 0.421 W/kg SAR(1 g) = 0.231 W/kg; SAR(10 g) = 0.130 W/kg Smallest distance from peaks to all points 3 dB below = 13.8 mm Ratio of SAR at M2 to SAR at M1 = 52.8% Maximum value of SAR (measured) = 0.343 W/kg</p>	
	

NR N7

Body-worn	Back
Date: 2021-08-26	
Communication System: UID 0, NR (0); Frequency: 2535 MHz;Duty Cycle: 1:1	
Medium: HSL2600;Medium parameters used: f = 2535 MHz; $\sigma = 1.932$ S/m; $\epsilon_r = 38.679$; $\rho = 1000$ kg/m ³	
Phantom section: Flat Section	
DASY 5 Configuration:	
<ul style="list-style-type: none"> • Probe: EX3DV4 - SN3708; ConvF(7.37, 7.37, 7.37) @ 2535 MHz; Calibrated: 2020-10-30 • Sensor-Surface: 1.4mm (Mechanical Surface Detection) • Electronics: DAE4 Sn546; Calibrated: 2020-11-11 • Phantom: Twin-SAM 1560; Type: QD 000 P40 CD; Serial: 1559 • Measurement SW: DASY52, Version 52.10 (4); SEMCAD X Version 14.6.14(7483) 	
<p>Configuration/Head/Area Scan (9x17x1): Measurement grid: dx=12mm, dy=12mm Maximum value of SAR (measured) = 0.615 W/kg</p> <p>Configuration/Head/Zoom Scan (7x7x7)/Cube 0: Measurement grid: dx=5mm, dy=5mm, dz=5mm Reference Value = 2.776 V/m; Power Drift = 0.11 dB Peak SAR (extrapolated) = 0.966 W/kg SAR(1 g) = 0.452 W/kg; SAR(10 g) = 0.219 W/kg Smallest distance from peaks to all points 3 dB below = 9.9 mm Ratio of SAR at M2 to SAR at M1 = 48.5% Maximum value of SAR (measured) = 0.769 W/kg</p>	
	

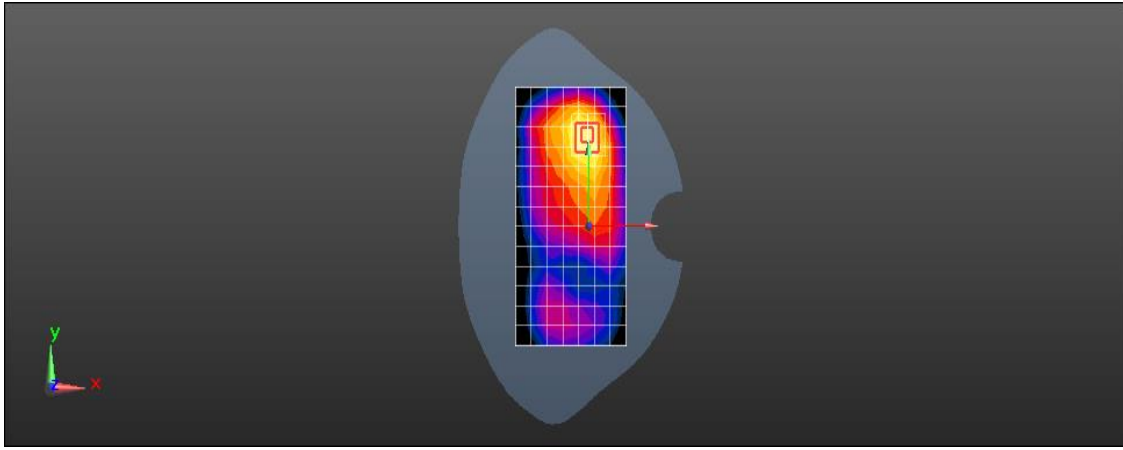
NR N38

Body-worn	Back
Date: 2021-08-26	
Communication System: UID 0, NR (0); Frequency: 2595 MHz;Duty Cycle: 1:1	
Medium: HSL2600;Medium parameters used: f = 2595 MHz; $\sigma = 1.966$ S/m; $\epsilon_r = 38.535$; $\rho = 1000$ kg/m ³	
Phantom section: Flat Section	
DASY 5 Configuration:	
<ul style="list-style-type: none"> • Probe: EX3DV4 - SN3708; ConvF(7.37, 7.37, 7.37) @ 2595 MHz; Calibrated: 2020-10-30 • Sensor-Surface: 1.4mm (Mechanical Surface Detection) • Electronics: DAE4 Sn546; Calibrated: 2020-11-11 • Phantom: Twin-SAM 1560; Type: QD 000 P40 CD; Serial: 1559 • Measurement SW: DASY52, Version 52.10 (4); SEMCAD X Version 14.6.14(7483) 	
<p>Configuration/Body/Area Scan (9x17x1): Measurement grid: dx=12mm, dy=12mm Maximum value of SAR (measured) = 0.195 W/kg</p> <p>Configuration/Body/Zoom Scan (7x7x7)/Cube 0: Measurement grid: dx=5mm, dy=5mm, dz=5mm Reference Value = 1.249 V/m; Power Drift = 0.15 dB Peak SAR (extrapolated) = 0.294 W/kg SAR(1 g) = 0.138 W/kg; SAR(10 g) = 0.066 W/kg Smallest distance from peaks to all points 3 dB below = 11.2 mm Ratio of SAR at M2 to SAR at M1 = 47.5% Maximum value of SAR (measured) = 0.235 W/kg</p>	
	

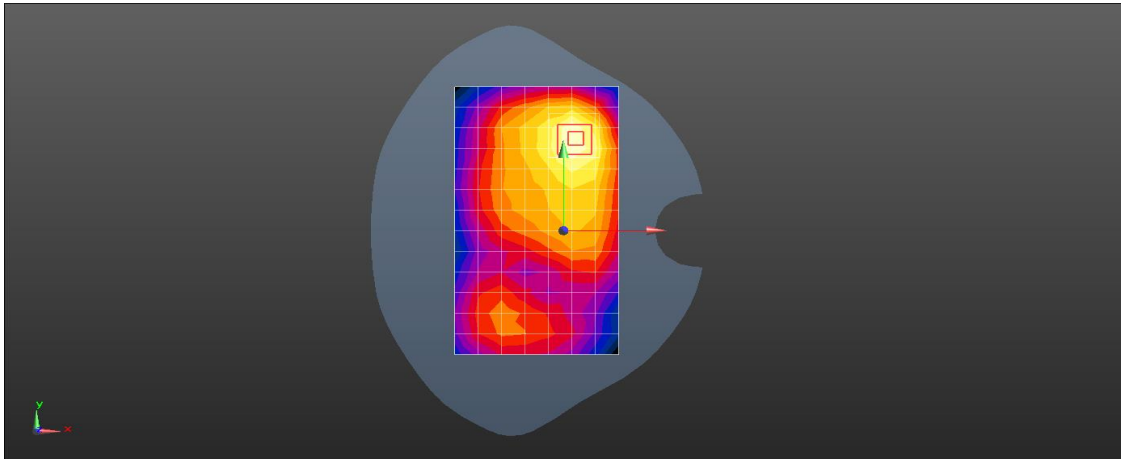
NR N41

Body-worn	Back
Date: 2021-08-26	
Communication System: UID 0, NR (0); Frequency: 2640 MHz;Duty Cycle: 1:1	
Medium: HSL2600;Medium parameters used: f = 2640 MHz; $\sigma = 2.008$ S/m; $\epsilon_r = 37.688$; $\rho = 1000$ kg/m ³	
Phantom section: Flat Section	
DASY 5 Configuration:	
<ul style="list-style-type: none"> • Probe: EX3DV4 - SN3708; ConvF(7.37, 7.37, 7.37) @ 2640 MHz; Calibrated: 2020-10-30 • Sensor-Surface: 1.4mm (Mechanical Surface Detection) • Electronics: DAE4 Sn546; Calibrated: 2020-11-11 • Phantom: Twin-SAM 1560; Type: QD 000 P40 CD; Serial: 1559 • Measurement SW: DASY52, Version 52.10 (4); SEMCAD X Version 14.6.14(7483) 	
<p>Configuration/Body/Area Scan (9x17x1): Measurement grid: dx=12mm, dy=12mm Maximum value of SAR (measured) = 0.104 W/kg</p> <p>Configuration/Body/Zoom Scan (7x7x7)/Cube 0: Measurement grid: dx=5mm, dy=5mm, dz=5mm Reference Value = 1.438 V/m; Power Drift = 0.17 dB Peak SAR (extrapolated) = 0.161 W/kg SAR(1 g) = 0.089 W/kg; SAR(10 g) = 0.038 W/kg Smallest distance from peaks to all points 3 dB below = 12.1 mm Ratio of SAR at M2 to SAR at M1 = 48.2% Maximum value of SAR (measured) = 0.130 W/kg</p>	
	


NR N66

Body-worn	Back
Date: 2021-08-30	
Communication System: UID 0, NR (0); Frequency: 1745 MHz;Duty Cycle: 1:1	
Medium: HSL1750;Medium parameters used: f = 1745 MHz; $\sigma = 1.378$ S/m; $\epsilon_r = 39.121$; $\rho = 1000$ kg/m ³	
Phantom section: Flat Section	
DASY 5 Configuration:	
<ul style="list-style-type: none"> • Probe: ES3DV3 - SN3127; ConvF(5.12, 5.12, 5.12) @ 1745 MHz; Calibrated: 2020-09-01 • Sensor-Surface: 3mm (Mechanical Surface Detection) • Electronics: DAE4 Sn720; Calibrated: 2020-09-30 • Phantom: Twin-SAM 1560; Type: QD 000 P40 CD; Serial: 1659 • Measurement SW: DASY52, Version 52.10 (4); SEMCAD X Version 14.6.14(7483) 	
<p>Configuration/Body/Area Scan (8x14x1): Measurement grid: dx=15mm, dy=15mm Maximum value of SAR (measured) = 0.720 W/kg</p> <p>Configuration/Body/Zoom Scan (5x5x7)/Cube 0: Measurement grid: dx=8mm, dy=8mm, dz=5mm Reference Value = 8.416 V/m; Power Drift = 0.17 dB Peak SAR (extrapolated) = 1.11 W/kg SAR(1 g) = 0.629 W/kg; SAR(10 g) = 0.358 W/kg Smallest distance from peaks to all points 3 dB below = 13.2 mm Ratio of SAR at M2 to SAR at M1 = 58.3% Maximum value of SAR (measured) = 0.943 W/kg</p>	
	

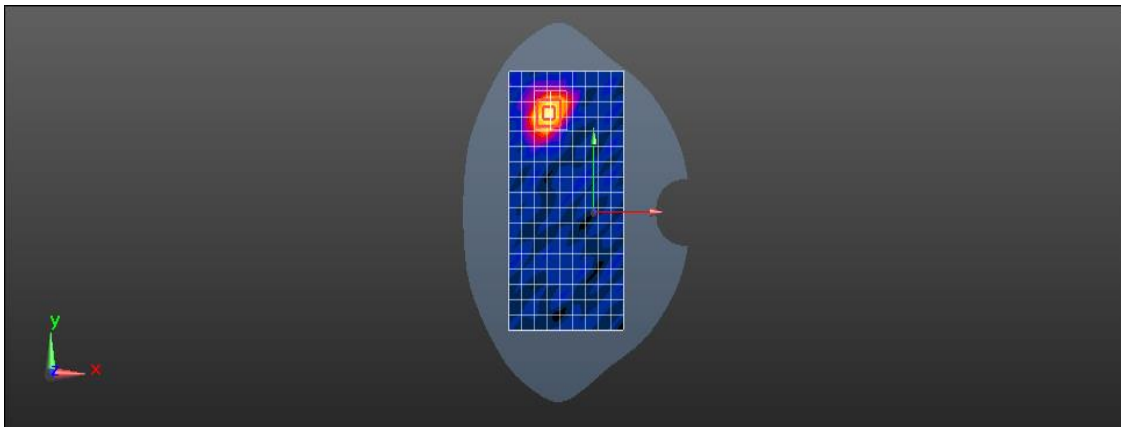
NR N66

Body-worn	Back
<p style="text-align: right;">Date: 2021-08-30</p> <p>Communication System: UID 0, NR (0); Frequency: 1745 MHz;Duty Cycle: 1:1</p> <p>Medium: HSL1750;Medium parameters used: f = 1745 MHz; $\sigma = 1.378$ S/m; $\epsilon_r = 39.121$; $\rho = 1000$ kg/m³</p> <p>Phantom section: Flat Section</p> <p>DASY 5 Configuration:</p> <ul style="list-style-type: none"> Probe: ES3DV3 - SN3127; ConvF(5.12, 5.12, 5.12) @ 1745 MHz; Calibrated: 2020-09-01 Sensor-Surface: 3mm (Mechanical Surface Detection) Electronics: DAE4 Sn720; Calibrated: 2020-09-30 Phantom: Twin-SAM 1560; Type: QD 000 P40 CD; Serial: 1659 Measurement SW: DASY52, Version 52.10 (4); SEMCAD X Version 14.6.14(7483) <p>Configuration/Body/Area Scan (8x14x1): Measurement grid: dx=15mm, dy=15mm Maximum value of SAR (measured) = 0.572 W/kg</p> <p>Configuration/Body/Zoom Scan (5x5x7)/Cube 0: Measurement grid: dx=8mm, dy=8mm, dz=5mm Reference Value = 9.133 V/m; Power Drift = -0.06 dB Peak SAR (extrapolated) = 0.773 W/kg SAR(1 g) = 0.447 W/kg; SAR(10 g) = 0.249 W/kg Smallest distance from peaks to all points 3 dB below = 13.2 mm Ratio of SAR at M2 to SAR at M1 = 59% Maximum value of SAR (measured) = 0.657 W/kg</p> 	

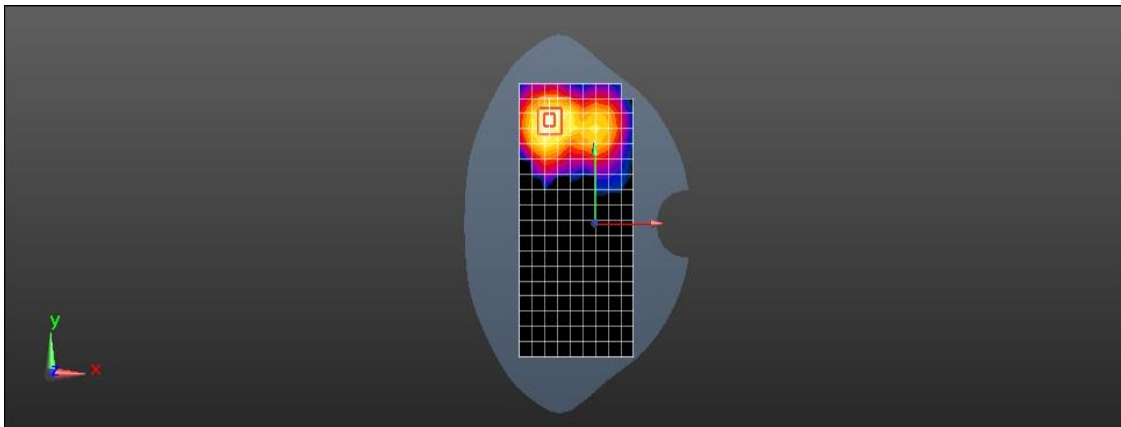
NR N78

Body-worn	Back
<p style="text-align: right;">Date: 2021-08-27</p> <p>Communication System: UID 0, NR (0); Frequency: 3500 MHz;Duty Cycle: 1:1</p> <p>Medium: HSL3500;Medium parameters used: f = 3500 MHz; $\sigma = 2.954$ S/m; $\epsilon_r = 38.019$; $\rho = 1000$ kg/m³</p> <p>Phantom section: Flat Section</p> <p>DASY 5 Configuration:</p> <ul style="list-style-type: none"> • Probe: EX3DV4 - SN3708; ConvF(6.78, 6.78, 6.78) @ 3500 MHz; Calibrated: 2020-10-30 • Sensor-Surface: 1.4mm (Mechanical Surface Detection) • Electronics: DAE4 Sn546; Calibrated: 2020-11-11 • Phantom: Twin-SAM 1560; Type: QD 000 P40 CD; Serial: 1559 • Measurement SW: DASY52, Version 52.10 (4); SEMCAD X Version 14.6.14(7483) <p>Configuration/Body/Area Scan (10x17x1): Measurement grid: dx=12mm, dy=12mm Maximum value of SAR (measured) = 0.235 W/kg</p> <p>Configuration/Body/Zoom Scan (7x7x7)/Cube 0: Measurement grid: dx=5mm, dy=5mm, dz=5mm Reference Value = 0.8500 V/m; Power Drift = -0.04 dB Peak SAR (extrapolated) = 0.368 W/kg SAR(1 g) = 0.157 W/kg; SAR(10 g) = 0.055 W/kg Smallest distance from peaks to all points 3 dB below = 8 mm Ratio of SAR at M2 to SAR at M1 = 38.9% Maximum value of SAR (measured) = 0.281 W/kg</p> 	

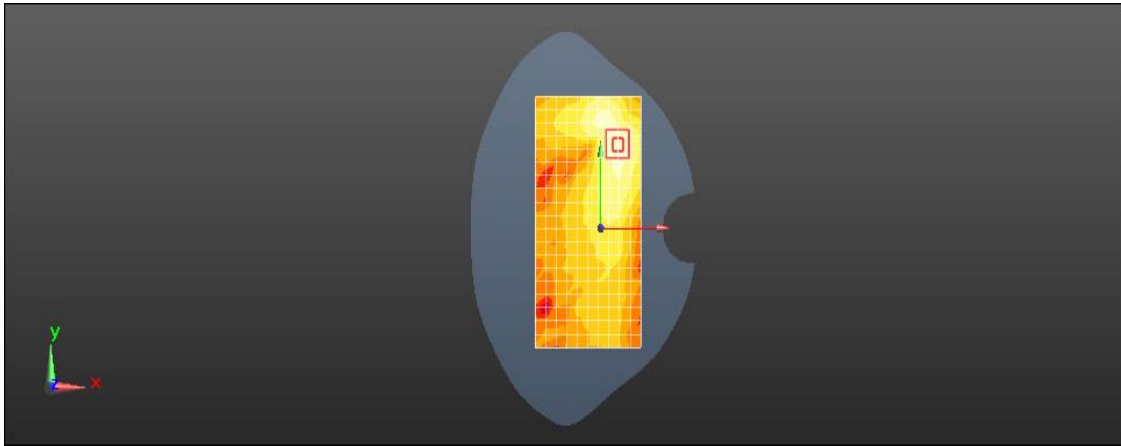
Bluetooth

Body-worn	Back
<p style="text-align: right;">Date: 2021-08-28</p> <p>Communication System: UID 0, Bluetooth (0); Frequency: 2441 MHz; Duty Cycle: 1:1</p> <p>Medium: HSL2450; Medium parameters used: $f = 2441$ MHz; $\sigma = 1.793$ S/m; $\epsilon_r = 38.706$; $\rho = 1000$ kg/m³</p> <p>Phantom section: Flat Section</p> <p>DASY 5 Configuration:</p> <ul style="list-style-type: none"> • Probe: EX3DV4 - SN3708; ConvF(7.48, 7.48, 7.48) @ 2441 MHz; Calibrated: 2020-10-30 • Sensor-Surface: 1.4mm (Mechanical Surface Detection) • Electronics: DAE4 Sn546; Calibrated: 2020-11-11 • Phantom: Twin-SAM 1560; Type: QD 000 P40 CD; Serial: 1559 • Measurement SW: DASY52, Version 52.10 (4); SEMCAD X Version 14.6.14(7483) <p>Configuration/Body/Area Scan (10x18x1): Measurement grid: dx=12mm, dy=12mm Maximum value of SAR (measured) = 0.0511 W/kg</p> <p>Configuration/Body/Zoom Scan (7x7x7)/Cube 0: Measurement grid: dx=5mm, dy=5mm, dz=5mm Reference Value = 1.902 V/m; Power Drift = -0.12 dB Peak SAR (extrapolated) = 0.0690 W/kg SAR(1 g) = 0.037 W/kg; SAR(10 g) = 0.020 W/kg Smallest distance from peaks to all points 3 dB below: Larger than measurement grid Ratio of SAR at M2 to SAR at M1 = 56.6% Maximum value of SAR (measured) = 0.0559 W/kg</p> 	

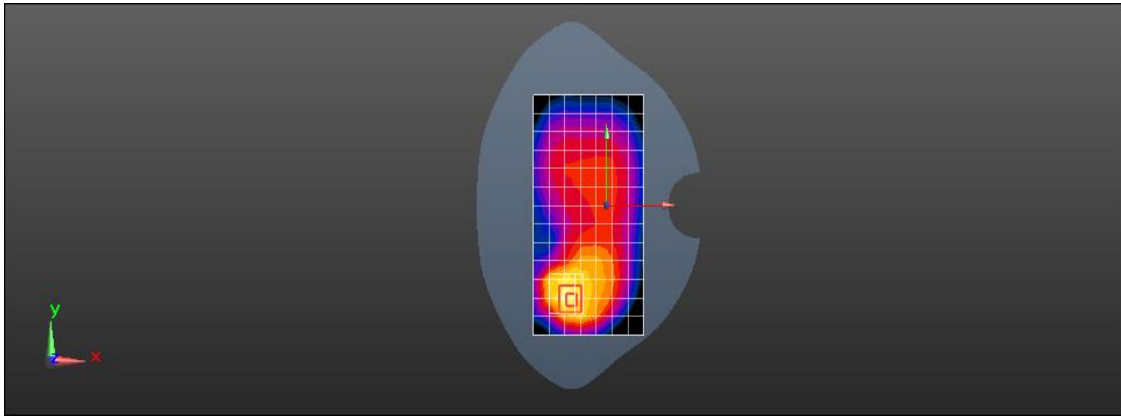
WIFI 2.4GHz

Body-worn	Back
Date: 2021-08-28	
Communication System: UID 0, WI-FI(2.4GHz) (0); Frequency: 2437 MHz;Duty Cycle: 1:1	
Medium: HSL2450;Medium parameters used: f = 2437 MHz; $\sigma = 1.808$ S/m; $\epsilon_r = 38.648$; $\rho = 1000$ kg/m ³	
Phantom section: Flat Section	
DASY 5 Configuration:	
<ul style="list-style-type: none"> • Probe: EX3DV4 - SN3708; ConvF(7.48, 7.48, 7.48) @ 2437 MHz; Calibrated: 2020-10-30 • Sensor-Surface: 1.4mm (Mechanical Surface Detection) • Electronics: DAE4 Sn546; Calibrated: 2020-11-11 • Phantom: Twin-SAM 1560; Type: QD 000 P40 CD; Serial: 1559 • Measurement SW: DASY52, Version 52.10 (4); SEMCAD X Version 14.6.14(7483) 	
<p>Configuration/Head/Area Scan (10x19x1): Measurement grid: dx=12mm, dy=12mm Maximum value of SAR (measured) = 0.224 W/kg</p> <p>Configuration/Head/Zoom Scan (7x7x7)/Cube 0: Measurement grid: dx=5mm, dy=5mm, dz=5mm Reference Value = 0 V/m; Power Drift = 0.00 dB Peak SAR (extrapolated) = 0.337 W/kg SAR(1 g) = 0.167 W/kg; SAR(10 g) = 0.081 W/kg Smallest distance from peaks to all points 3 dB below = 8.5 mm Ratio of SAR at M2 to SAR at M1 = 53.5% Maximum value of SAR (measured) = 0.266 W/kg</p>	
	

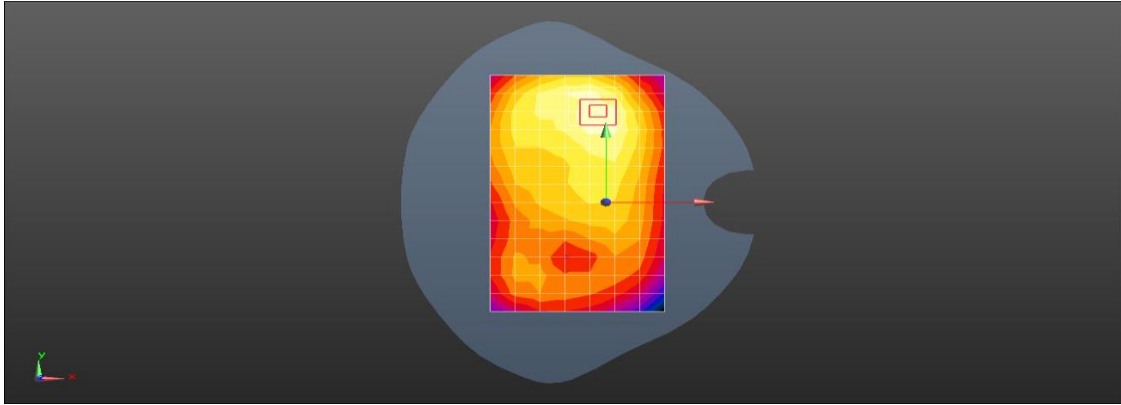
WIFI 5GHz UNII-2A

Body-worn	Front
<p style="text-align: right;">Date: 2021-08-29</p> <p>Communication System: UID 0, WI-FI(5GHz) (0); Frequency: 5320 MHz;Duty Cycle: 1:1</p> <p>Medium: HSL5G;Medium parameters used: f = 5320 MHz; $\sigma = 4.779$ S/m; $\epsilon_r = 35.657$; $\rho = 1000$ kg/m³</p> <p>Phantom section: Flat Section</p> <p>DASY 5 Configuration:</p> <ul style="list-style-type: none"> • Probe: EX3DV4 - SN3708; ConvF(5.43, 5.43, 5.43) @ 5320 MHz; Calibrated: 2020-10-30 • Sensor-Surface: 1.4mm (Mechanical Surface Detection) • Electronics: DAE4 Sn546; Calibrated: 2020-11-11 • Phantom: Twin-SAM 1560; Type: QD 000 P40 CD; Serial: 1559 • Measurement SW: DASY52, Version 52.10 (4); SEMCAD X Version 14.6.14(7483) <p>Configuration/Head/Area Scan (11x20x1): Measurement grid: dx=10mm, dy=10mm Maximum value of SAR (measured) = 0.254 W/kg</p> <p>Configuration/Head/Zoom Scan (7x7x12)/Cube 0: Measurement grid: dx=4mm, dy=4mm, dz=1.4mm Reference Value = 1.415 V/m; Power Drift = 0.08 dB Peak SAR (extrapolated) = 0.449 W/kg SAR(1 g) = 0.114 W/kg; SAR(10 g) = 0.046 W/kg Smallest distance from peaks to all points 3 dB below = 11.6 mm Ratio of SAR at M2 to SAR at M1 = 54.1% Maximum value of SAR (measured) = 0.275 W/kg</p> 	

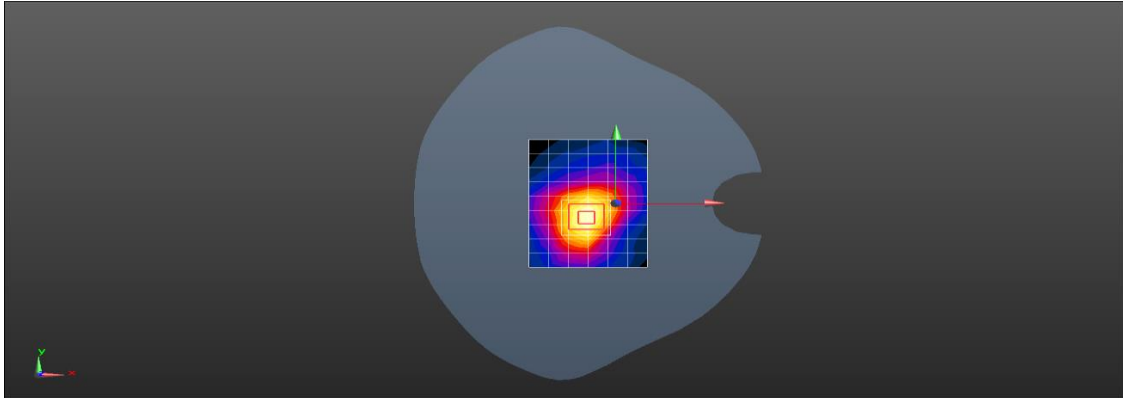
GSM850

Hotspot	Front
Date: 2021-08-29	
<p>Communication System: UID 0, GPRS/EGPRS Mode(2up) Communication System (0); Frequency: 848.8 MHz;Duty Cycle: 1:4.14954</p> <p>Medium: HSL835;Medium parameters used: f = 849 MHz; $\sigma = 0.928$ S/m; $\epsilon_r = 41.613$; $\rho = 1000$ kg/m³ Phantom section: Flat Section</p> <p>DASY 5 Configuration:</p> <ul style="list-style-type: none"> • Probe: ES3DV3 - SN3127; ConvF(6.16, 6.16, 6.16) @ 848.8 MHz; Calibrated: 2020-09-01 • Sensor-Surface: 3mm (Mechanical Surface Detection) • Electronics: DAE4 Sn720; Calibrated: 2020-09-30 • Phantom: Twin-SAM 1560; Type: QD 000 P40 CD; Serial: 1659 • Measurement SW: DASY52, Version 52.10 (4); SEMCAD X Version 14.6.14(7483) <p>Configuration/Body/Area Scan (8x14x1): Measurement grid: dx=15mm, dy=15mm Maximum value of SAR (measured) = 1.01 W/kg</p> <p>Configuration/Body/Zoom Scan (5x5x7)/Cube 0: Measurement grid: dx=8mm, dy=8mm, dz=5mm Reference Value = 13.69 V/m; Power Drift = -0.13 dB Peak SAR (extrapolated) = 1.68 W/kg SAR(1 g) = 0.675 W/kg; SAR(10 g) = 0.366 W/kg Smallest distance from peaks to all points 3 dB below = 10.1 mm Ratio of SAR at M2 to SAR at M1 = 38.7% Maximum value of SAR (measured) = 1.19 W/kg</p>	
	

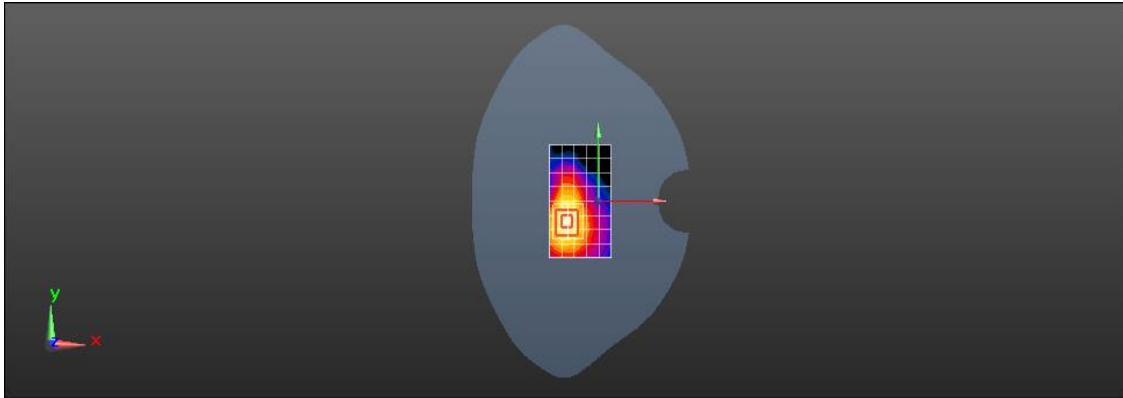
GSM1900

Hotspot	Back
Date: 2021-08-30	
<p>Communication System: UID 0, GPRS/EGPRS Mode(2up) Communication System (0); Frequency: 1850.2 MHz;Duty Cycle: 1:4.14954</p> <p>Medium: HSL1900;Medium parameters used: f = 1850.2 MHz; $\sigma = 1.366$ S/m; $\epsilon_r = 40.044$; $\rho = 1000$ kg/m³ Phantom section: Flat Section</p> <p>DASY 5 Configuration:</p> <ul style="list-style-type: none"> Probe: EX3DV4 - SN3708; ConvF(7.99, 7.99, 7.99) @ 1850.2 MHz; Calibrated: 2020-10-30 Sensor-Surface: 1.4mm (Mechanical Surface Detection) Electronics: DAE4 Sn546; Calibrated: 2020-11-11 Phantom: Twin-SAM 1560; Type: QD 000 P40 CD; Serial: 1559 Measurement SW: DASY52, Version 52.10 (4); SEMCAD X Version 14.6.14(7483) <p>Configuration/Body/Area Scan (8x14x1): Measurement grid: dx=15mm, dy=15mm Maximum value of SAR (measured) = 0.828 W/kg</p> <p>Configuration/Body/Zoom Scan (5x5x7)/Cube 0: Measurement grid: dx=8mm, dy=8mm, dz=5mm Reference Value = 10.21 V/m; Power Drift = 0.01 dB Peak SAR (extrapolated) = 1.05 W/kg SAR(1 g) = 0.597 W/kg; SAR(10 g) = 0.340 W/kg Smallest distance from peaks to all points 3 dB below = 13.6 mm Ratio of SAR at M2 to SAR at M1 = 57.9% Maximum value of SAR (measured) = 0.877 W/kg</p>	
	

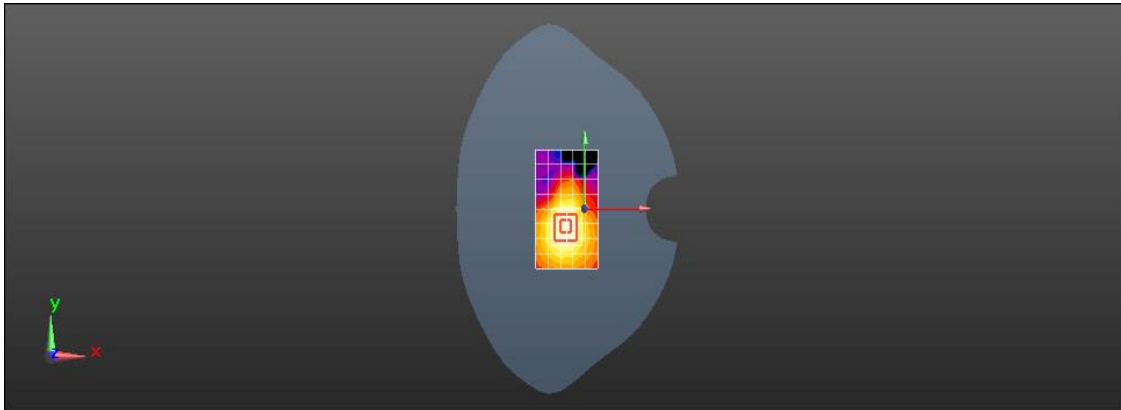
LTE Band 7

Hotspot	Bottom
Date: 2021-08-25	
Communication System: UID 0, LTE-FDD BW 20MHz (0); Frequency: 2535 MHz;Duty Cycle: 1:1	
Medium: HSL2600;Medium parameters used: f = 2535 MHz; $\sigma = 1.943$ S/m; $\epsilon_r = 38.295$; $\rho = 1000$ kg/m ³	
Phantom section: Flat Section	
DASY 5 Configuration:	
<ul style="list-style-type: none"> Probe: EX3DV4 - SN3708; ConvF(7.37, 7.37, 7.37) @ 2535 MHz; Calibrated: 2020-10-30 Sensor-Surface: 1.4mm (Mechanical Surface Detection) Electronics: DAE4 Sn546; Calibrated: 2020-11-11 Phantom: Twin-SAM 1560; Type: QD 000 P40 CD; Serial: 1559 Measurement SW: DASY52, Version 52.10 (4); SEMCAD X Version 14.6.14(7483) 	
<p>Configuration/Body/Area Scan (7x10x1): Measurement grid: dx=12mm, dy=12mm Maximum value of SAR (measured) = 1.39 W/kg</p> <p>Configuration/Body/Zoom Scan (7x7x7)/Cube 0: Measurement grid: dx=5mm, dy=5mm, dz=5mm Reference Value = 17.70 V/m; Power Drift = -0.07 dB Peak SAR (extrapolated) = 1.99 W/kg SAR(1 g) = 0.954 W/kg; SAR(10 g) = 0.416 W/kg Smallest distance from peaks to all points 3 dB below = 8.1 mm Ratio of SAR at M2 to SAR at M1 = 49.7% Maximum value of SAR (measured) = 1.62 W/kg</p>	
	

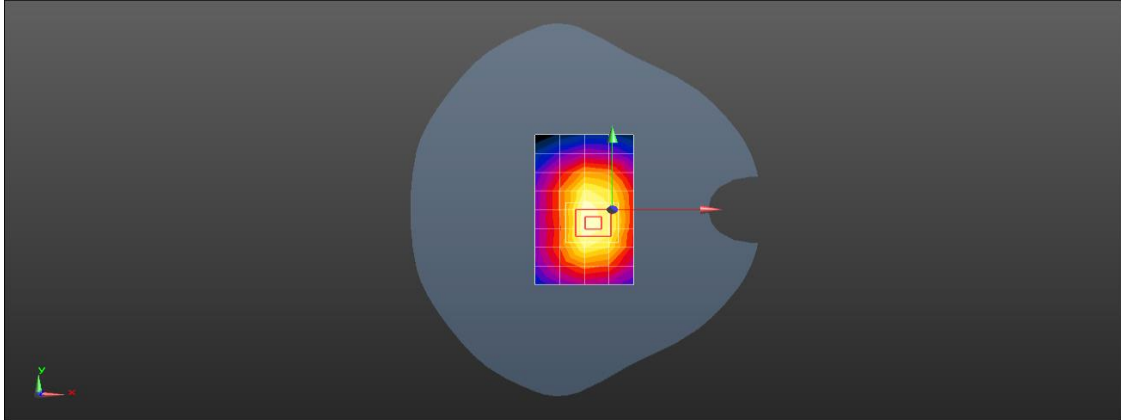
LTE Band 38

Hotspot	Top
Date: 2021-08-25	
<p>Communication System: UID 0, LTE-TDD BW 20MHz (0); Frequency: 2595 MHz;Duty Cycle: 1:1.57906</p> <p>Medium: HSL2600;Medium parameters used: f = 2595 MHz; $\sigma = 2.008$ S/m; $\epsilon_r = 38.066$; $\rho = 1000$ kg/m³</p> <p>Phantom section: Flat Section</p> <p>DASY 5 Configuration:</p> <ul style="list-style-type: none"> Probe: EX3DV4 - SN3708; ConvF(7.37, 7.37, 7.37) @ 2595 MHz; Calibrated: 2020-10-30 Sensor-Surface: 1.4mm (Mechanical Surface Detection) Electronics: DAE4 Sn546; Calibrated: 2020-11-11 Phantom: Twin-SAM 1560; Type: QD 000 P40 CD; Serial: 1559 Measurement SW: DASY52, Version 52.10 (4); SEMCAD X Version 14.6.14(7483) <p>Configuration/Body/Area Scan (6x9x1): Measurement grid: dx=12mm, dy=12mm Maximum value of SAR (measured) = 0.598 W/kg</p> <p>Configuration/Body/Zoom Scan (7x7x7)/Cube 0: Measurement grid: dx=5mm, dy=5mm, dz=5mm Reference Value = 5.750 V/m; Power Drift = -0.12 dB Peak SAR (extrapolated) = 1.02 W/kg SAR(1 g) = 0.465 W/kg; SAR(10 g) = 0.214 W/kg Smallest distance from peaks to all points 3 dB below = 9.8 mm Ratio of SAR at M2 to SAR at M1 = 46.6% Maximum value of SAR (measured) = 0.807 W/kg</p>	
	

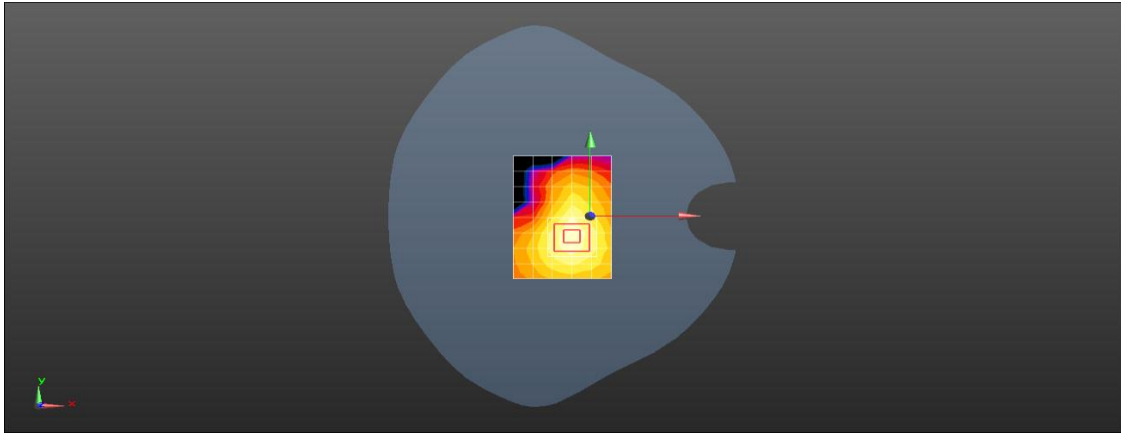
LTE Band 41

Hotspot	Top
Date: 2021-08-25	
<p>Communication System: UID 0, LTE-TDD BW 20MHz (0); Frequency: 2593 MHz;Duty Cycle: 1:1.57906</p> <p>Medium: HSL2600;Medium parameters used: f = 2593 MHz; $\sigma = 2.011$ S/m; $\epsilon_r = 38.067$; $\rho = 1000$ kg/m³</p> <p>Phantom section: Flat Section</p> <p>DASY 5 Configuration:</p> <ul style="list-style-type: none"> • Probe: EX3DV4 - SN3708; ConvF(7.37, 7.37, 7.37) @ 2593 MHz; Calibrated: 2020-10-30 • Sensor-Surface: 1.4mm (Mechanical Surface Detection) • Electronics: DAE4 Sn546; Calibrated: 2020-11-11 • Phantom: Twin-SAM 1560; Type: QD 000 P40 CD; Serial: 1559 • Measurement SW: DASY52, Version 52.10 (4); SEMCAD X Version 14.6.14(7483) <p>Configuration/Body/Area Scan (6x9x1): Measurement grid: dx=12mm, dy=12mm Maximum value of SAR (measured) = 0.582 W/kg</p> <p>Configuration/Body/Zoom Scan (7x7x7)/Cube 0: Measurement grid: dx=5mm, dy=5mm, dz=5mm Reference Value = 11.26 V/m; Power Drift = 0.03 dB Peak SAR (extrapolated) = 0.908 W/kg SAR(1 g) = 0.432 W/kg; SAR(10 g) = 0.201 W/kg Smallest distance from peaks to all points 3 dB below = 10.3 mm Ratio of SAR at M2 to SAR at M1 = 50% Maximum value of SAR (measured) = 0.505 W/kg</p>	
	

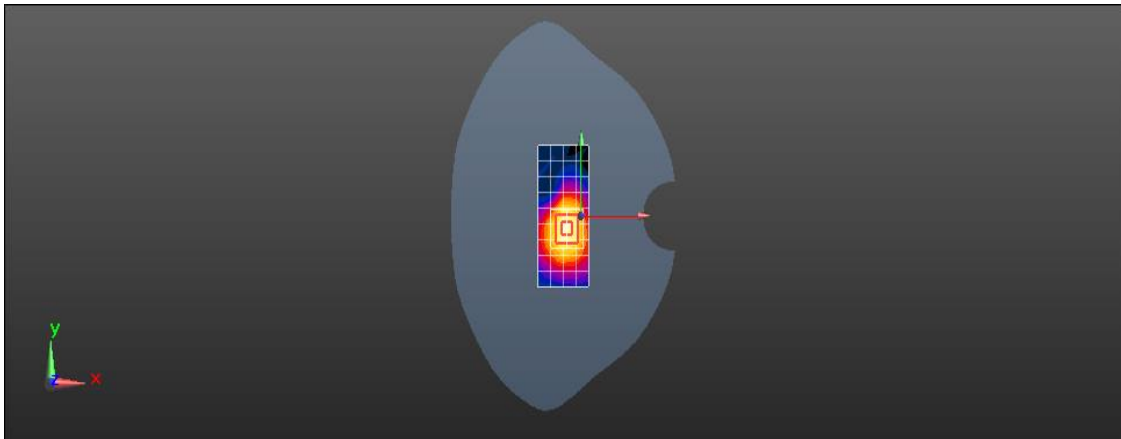
NR N2

Hotspot	Top
Date: 2021-08-31	
Communication System: UID 0, NR (0); Frequency: 1880 MHz;Duty Cycle: 1:1	
Medium: HSL1900;Medium parameters used: f = 1880 MHz; $\sigma = 1.381$ S/m; $\epsilon_r = 39.86$; $\rho = 1000$ kg/m ³	
Phantom section: Flat Section	
DASY 5 Configuration:	
<ul style="list-style-type: none"> • Probe: EX3DV4 - SN3708; ConvF(7.99, 7.99, 7.99) @ 1880 MHz; Calibrated: 2020-10-30 • Sensor-Surface: 1.4mm (Mechanical Surface Detection) • Electronics: DAE4 Sn546; Calibrated: 2020-11-11 • Phantom: Twin-SAM 1560; Type: QD 000 P40 CD; Serial: 1559 • Measurement SW: DASY52, Version 52.10 (4); SEMCAD X Version 14.6.14(7483) 	
<p>Configuration/Body/Area Scan (5x9x1): Measurement grid: dx=15mm, dy=15mm Maximum value of SAR (measured) = 0.798 W/kg</p> <p>Configuration/Body/Zoom Scan (5x5x7)/Cube 0: Measurement grid: dx=8mm, dy=8mm, dz=5mm Reference Value = 19.80 V/m; Power Drift = -0.05 dB Peak SAR (extrapolated) = 1.22 W/kg SAR(1 g) = 0.661 W/kg; SAR(10 g) = 0.347 W/kg Smallest distance from peaks to all points 3 dB below = 9.6 mm Ratio of SAR at M2 to SAR at M1 = 55.5% Maximum value of SAR (measured) = 1.03 W/kg</p>	
	

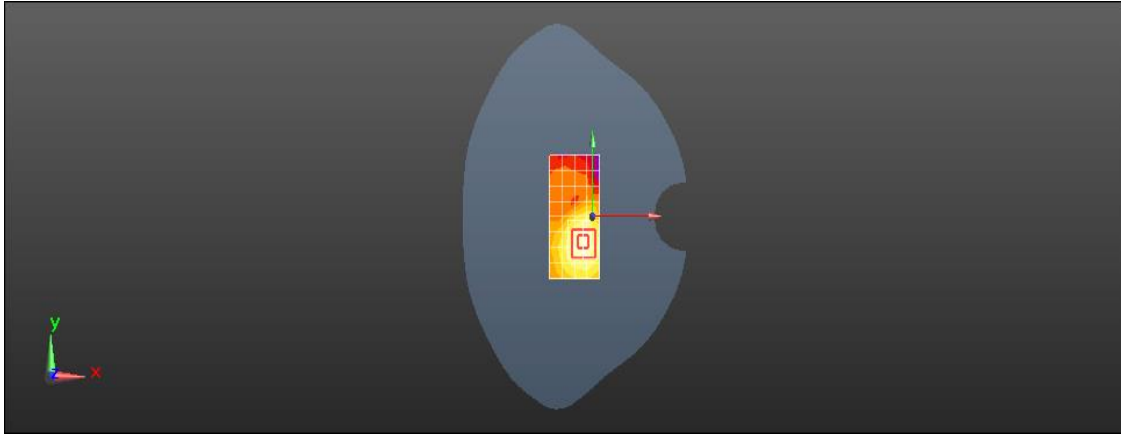
NR N7

Hotspot	Top
Date: 2021-08-26	
Communication System: UID 0, NR (0); Frequency: 2545 MHz;Duty Cycle: 1:1	
Medium: HSL2600;Medium parameters used: f = 2545 MHz; $\sigma = 1.944$ S/m; $\epsilon_r = 38.625$; $\rho = 1000$ kg/m ³	
Phantom section: Flat Section	
DASY 5 Configuration:	
<ul style="list-style-type: none"> • Probe: EX3DV4 - SN3708; ConvF(7.37, 7.37, 7.37) @ 2545 MHz; Calibrated: 2020-10-30 • Sensor-Surface: 1.4mm (Mechanical Surface Detection) • Electronics: DAE4 Sn546; Calibrated: 2020-11-11 • Phantom: Twin-SAM 1560; Type: QD 000 P40 CD; Serial: 1559 • Measurement SW: DASY52, Version 52.10 (4); SEMCAD X Version 14.6.14(7483) 	
<p>Configuration/Head/Area Scan (6x9x1): Measurement grid: dx=12mm, dy=12mm Maximum value of SAR (measured) = 1.41 W/kg</p> <p>Configuration/Head/Zoom Scan (7x7x7)/Cube 0: Measurement grid: dx=5mm, dy=5mm, dz=5mm Reference Value = 11.84 V/m; Power Drift = -0.02 dB Peak SAR (extrapolated) = 1.83 W/kg SAR(1 g) = 0.397 W/kg; SAR(10 g) = 0.174 W/kg Smallest distance from peaks to all points 3 dB below = 8.9 mm Ratio of SAR at M2 to SAR at M1 = 46.7% Maximum value of SAR (measured) = 1.43 W/kg</p>	
	

NR N38

Hotspot	Top
Date: 2021-08-26	
Communication System: UID 0, NR (0); Frequency: 2595 MHz;Duty Cycle: 1:1	
Medium: HSL2600;Medium parameters used: f = 2595 MHz; $\sigma = 1.966$ S/m; $\epsilon_r = 38.535$; $\rho = 1000$ kg/m ³	
Phantom section: Flat Section	
DASY 5 Configuration:	
<ul style="list-style-type: none"> Probe: EX3DV4 - SN3708; ConvF(7.37, 7.37, 7.37) @ 2595 MHz; Calibrated: 2020-10-30 Sensor-Surface: 1.4mm (Mechanical Surface Detection) Electronics: DAE4 Sn546; Calibrated: 2020-11-11 Phantom: Twin-SAM 1560; Type: QD 000 P40 CD; Serial: 1559 Measurement SW: DASY52, Version 52.10 (4); SEMCAD X Version 14.6.14(7483) 	
<p>Configuration/Body/Area Scan (5x10x1): Measurement grid: dx=12mm, dy=12mm Maximum value of SAR (measured) = 0.364 W/kg</p> <p>Configuration/Body/Zoom Scan (7x7x7)/Cube 0: Measurement grid: dx=5mm, dy=5mm, dz=5mm Reference Value = 7.880 V/m; Power Drift = -0.13 dB Peak SAR (extrapolated) = 0.543 W/kg SAR(1 g) = 0.236 W/kg; SAR(10 g) = 0.110 W/kg Smallest distance from peaks to all points 3 dB below = 9.2 mm Ratio of SAR at M2 to SAR at M1 = 46.3% Maximum value of SAR (measured) = 0.426 W/kg</p>	
	

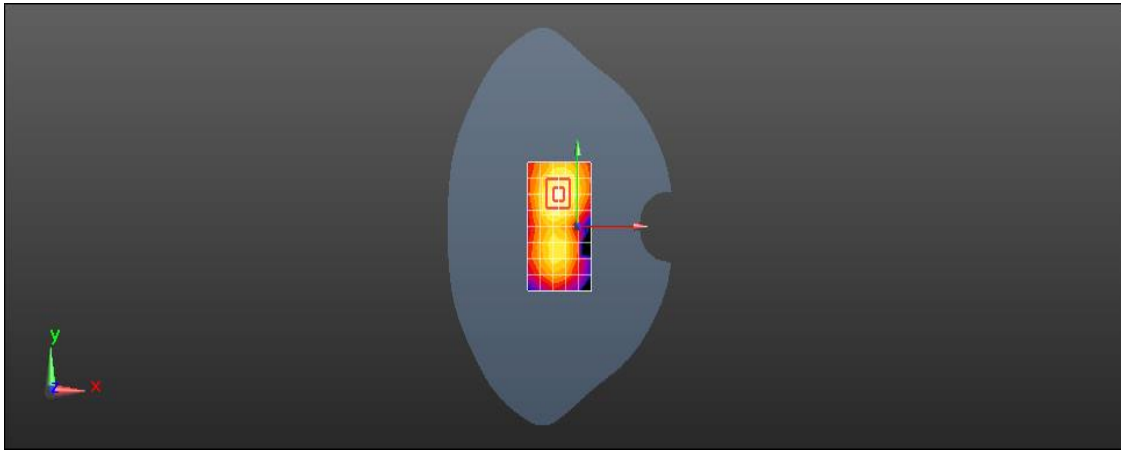
NR N41

Hotspot	Top
Date: 2021-08-26	
Communication System: UID 0, NR (0); Frequency: 2640 MHz;Duty Cycle: 1:1	
Medium: HSL2600;Medium parameters used: f = 2640 MHz; $\sigma = 2.008$ S/m; $\epsilon_r = 37.688$; $\rho = 1000$ kg/m ³	
Phantom section: Flat Section	
DASY 5 Configuration:	
<ul style="list-style-type: none"> • Probe: EX3DV4 - SN3708; ConvF(7.37, 7.37, 7.37) @ 2640 MHz; Calibrated: 2020-10-30 • Sensor-Surface: 1.4mm (Mechanical Surface Detection) • Electronics: DAE4 Sn546; Calibrated: 2020-11-11 • Phantom: Twin-SAM 1560; Type: QD 000 P40 CD; Serial: 1559 • Measurement SW: DASY52, Version 52.10 (4); SEMCAD X Version 14.6.14(7483) 	
<p>Configuration/Body/Area Scan (5x9x1): Measurement grid: dx=12mm, dy=12mm Maximum value of SAR (measured) = 0.159 W/kg</p> <p>Configuration/Body/Zoom Scan (7x7x7)/Cube 0: Measurement grid: dx=5mm, dy=5mm, dz=5mm Reference Value = 1.737 V/m; Power Drift = 0.03 dB Peak SAR (extrapolated) = 0.228 W/kg SAR(1 g) = 0.114 W/kg; SAR(10 g) = 0.049 W/kg Smallest distance from peaks to all points 3 dB below = 10 mm Ratio of SAR at M2 to SAR at M1 = 47.9% Maximum value of SAR (measured) = 0.180 W/kg</p>	
	

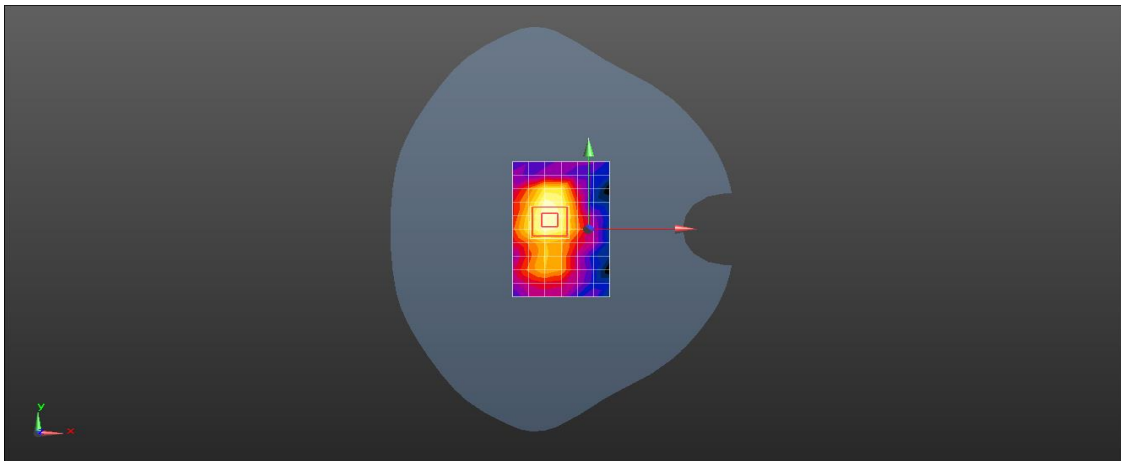
NR N78

Hotspot	Right
Date: 2021-08-27	
Communication System: UID 0, NR (0); Frequency: 3500 MHz;Duty Cycle: 1:1	
Medium: HSL3500;Medium parameters used: f = 3500 MHz; $\sigma = 2.954$ S/m; $\epsilon_r = 38.019$; $\rho = 1000$ kg/m ³	
Phantom section: Flat Section	
DASY 5 Configuration:	
<ul style="list-style-type: none"> Probe: EX3DV4 - SN3708; ConvF(6.78, 6.78, 6.78) @ 3500 MHz; Calibrated: 2020-10-30 Sensor-Surface: 1.4mm (Mechanical Surface Detection) Electronics: DAE4 Sn546; Calibrated: 2020-11-11 Phantom: Twin-SAM 1560; Type: QD 000 P40 CD; Serial: 1559 Measurement SW: DASY52, Version 52.10 (4); SEMCAD X Version 14.6.14(7483) 	
<p>Configuration/Body/Area Scan (6x17x1): Measurement grid: dx=12mm, dy=12mm Maximum value of SAR (measured) = 0.627 W/kg</p> <p>Configuration/Body/Zoom Scan (7x7x7)/Cube 0: Measurement grid: dx=5mm, dy=5mm, dz=5mm Reference Value = 4.508 V/m; Power Drift = 0.01 dB Peak SAR (extrapolated) = 0.862 W/kg SAR(1 g) = 0.331 W/kg; SAR(10 g) = 0.124 W/kg Smallest distance from peaks to all points 3 dB below = 8 mm Ratio of SAR at M2 to SAR at M1 = 38.3% Maximum value of SAR (measured) = 0.649 W/kg</p>	
	

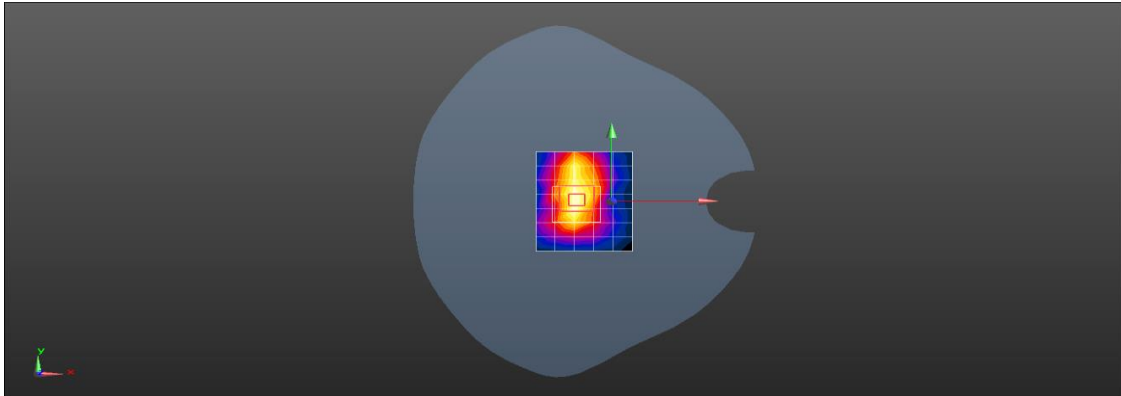
WIFI 2.4GHz

Hotspot	Top
Date: 2021-08-28	
Communication System: UID 0, WI-FI(2.4GHz) (0); Frequency: 2437 MHz;Duty Cycle: 1:1	
Medium: HSL2450;Medium parameters used: f = 2437 MHz; $\sigma = 1.808$ S/m; $\epsilon_r = 38.648$; $\rho = 1000$ kg/m ³	
Phantom section: Flat Section	
DASY 5 Configuration:	
<ul style="list-style-type: none"> • Probe: EX3DV4 - SN3708; ConvF(7.48, 7.48, 7.48) @ 2437 MHz; Calibrated: 2020-10-30 • Sensor-Surface: 1.4mm (Mechanical Surface Detection) • Electronics: DAE4 Sn546; Calibrated: 2020-11-11 • Phantom: Twin-SAM 1560; Type: QD 000 P40 CD; Serial: 1559 • Measurement SW: DASY52, Version 52.10 (4); SEMCAD X Version 14.6.14(7483) 	
<p>Configuration/Head/Area Scan (6x9x1): Measurement grid: dx=12mm, dy=12mm Maximum value of SAR (measured) = 0.284 W/kg</p> <p>Configuration/Head/Zoom Scan (7x7x7)/Cube 0: Measurement grid: dx=5mm, dy=5mm, dz=5mm Reference Value = 4.632 V/m; Power Drift = -0.06 dB Peak SAR (extrapolated) = 0.403 W/kg SAR(1 g) = 0.186 W/kg; SAR(10 g) = 0.090 W/kg Smallest distance from peaks to all points 3 dB below = 9.8 mm Ratio of SAR at M2 to SAR at M1 = 50.6% Maximum value of SAR (measured) = 0.326 W/kg</p>	
	

WIFI 5GHz UNII-3

Hotspot	Top
Date: 2021-08-29	
Communication System: UID 0, WI-FI(5GHz) (0); Frequency: 5745 MHz;Duty Cycle: 1:1	
Medium: HSL5G;Medium parameters used: f = 5745 MHz; $\sigma = 5.215$ S/m; $\epsilon_r = 34.235$; $\rho = 1000$ kg/m ³	
Phantom section: Flat Section	
DASY 5 Configuration:	
<ul style="list-style-type: none"> • Probe: EX3DV4 - SN3708; ConvF(5.12, 5.12, 5.12) @ 5745 MHz; Calibrated: 2020-10-30 • Sensor-Surface: 1.4mm (Mechanical Surface Detection) • Electronics: DAE4 Sn546; Calibrated: 2020-11-11 • Phantom: Twin-SAM 1560; Type: QD 000 P40 CD; Serial: 1559 • Measurement SW: DASY52, Version 52.10 (4); SEMCAD X Version 14.6.14(7483) 	
<p>Configuration/Body/Area Scan (7x11x1): Measurement grid: dx=10mm, dy=10mm Maximum value of SAR (measured) = 0.418 W/kg</p> <p>Configuration/Body/Zoom Scan (7x7x12)/Cube 0: Measurement grid: dx=4mm, dy=4mm, dz=2mm Reference Value = 4.713 V/m; Power Drift = 0.09 dB Peak SAR (extrapolated) = 0.819 W/kg SAR(1 g) = 0.192 W/kg; SAR(10 g) = 0.070 W/kg Smallest distance from peaks to all points 3 dB below = 9.4 mm Ratio of SAR at M2 to SAR at M1 = 50.8% Maximum value of SAR (measured) = 0.472 W/kg</p>	
	

LTE Band 7

Limbs	Bottom
Date: 2021-08-25	
<p>Communication System: UID 0, LTE-FDD BW 20MHz (0); Frequency: 2560 MHz;Duty Cycle: 1:1</p> <p>Medium: HSL2600;Medium parameters used: f = 2560 MHz; $\sigma = 1.974$ S/m; $\epsilon_r = 38.146$; $\rho = 1000$ kg/m³</p> <p>Phantom section: Flat Section</p> <p>DASY 5 Configuration:</p> <ul style="list-style-type: none"> Probe: EX3DV4 - SN3708; ConvF(7.37, 7.37, 7.37) @ 2560 MHz; Calibrated: 2020-10-30 Sensor-Surface: 1.4mm (Mechanical Surface Detection) Electronics: DAE4 Sn546; Calibrated: 2020-11-11 Phantom: Twin-SAM 1560; Type: QD 000 P40 CD; Serial: 1559 Measurement SW: DASY52, Version 52.10 (4); SEMCAD X Version 14.6.14(7483) <p>Configuration/Body/Area Scan (6x8x1): Measurement grid: dx=12mm, dy=12mm Maximum value of SAR (measured) = 5.61 W/kg</p> <p>Configuration/Body/Zoom Scan (7x7x7)/Cube 0: Measurement grid: dx=5mm, dy=5mm, dz=5mm Reference Value = 26.06 V/m; Power Drift = 0.12 dB Peak SAR (extrapolated) = 8.66 W/kg SAR(1 g) = 3.1 W/kg; SAR(10 g) = 1.15 W/kg Smallest distance from peaks to all points 3 dB below = 4.5 mm Ratio of SAR at M2 to SAR at M1 = 36.5% Maximum value of SAR (measured) = 6.33 W/kg</p>	
	

WIFI 5GHz UNII-2A

Limbs	Top
Date: 2021-08-29	
<p>Communication System: UID 0, WI-FI(5GHz) (0); Frequency: 5320 MHz;Duty Cycle: 1:1</p> <p>Medium: HSL5G;Medium parameters used: f = 5320 MHz; $\sigma = 4.779$ S/m; $\epsilon_r = 35.657$; $\rho = 1000$ kg/m³</p> <p>Phantom section: Flat Section</p> <p>DASY 5 Configuration:</p> <ul style="list-style-type: none"> • Probe: EX3DV4 - SN3708; ConvF(5.43, 5.43, 5.43) @ 5320 MHz; Calibrated: 2020-10-30 • Sensor-Surface: 1.4mm (Mechanical Surface Detection) • Electronics: DAE4 Sn546; Calibrated: 2020-11-11 • Phantom: Twin-SAM 1560; Type: QD 000 P40 CD; Serial: 1559 • Measurement SW: DASY52, Version 52.10 (4); SEMCAD X Version 14.6.14(7483) <p>Configuration/Body/Area Scan (7x11x1): Measurement grid: dx=10mm, dy=10mm Maximum value of SAR (measured) = 3.74 W/kg</p> <p>Configuration/Body/Zoom Scan (7x7x12)/Cube 0: Measurement grid: dx=4mm, dy=4mm, dz=1.4mm Reference Value = 12.38 V/m; Power Drift = -0.14 dB Peak SAR (extrapolated) = 14.0 W/kg SAR(1 g) = 2.83 W/kg; SAR(10 g) = 0.664 W/kg Smallest distance from peaks to all points 3 dB below = 4.8 mm Ratio of SAR at M2 to SAR at M1 = 53.6% Maximum value of SAR (measured) = 8.21 W/kg</p>	
