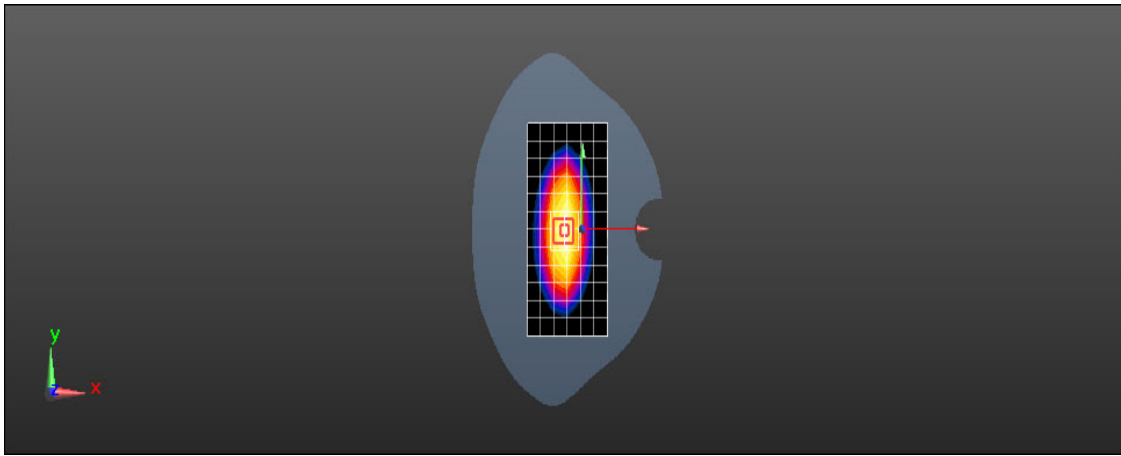
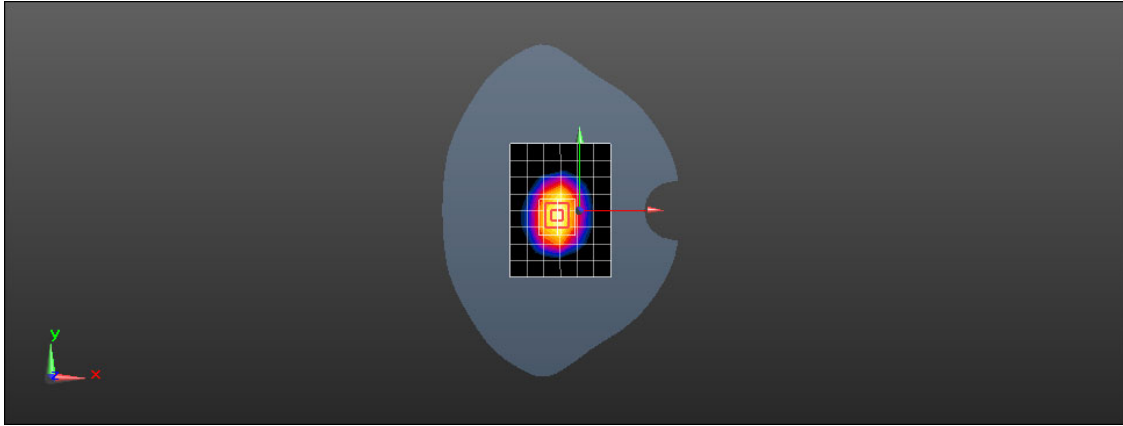
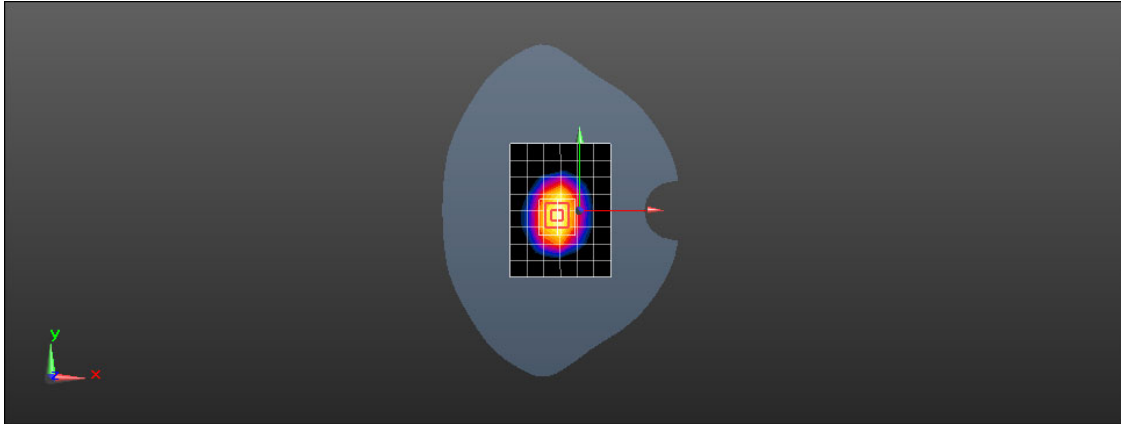


**ANNEX A – TEST PLOTS**

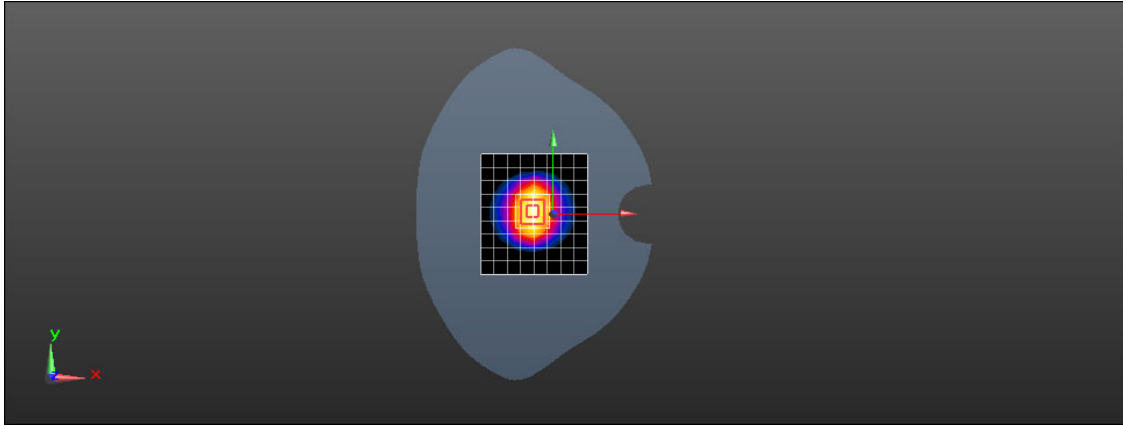
System check	835MHz
Date: 2021-09-01	
Communication System: UID 0, CW (0); Frequency: 835 MHz;Duty Cycle: 1:1	
Medium: HSL835;Medium parameters used: f = 835 MHz; $\sigma = 0.903$ S/m; $\epsilon_r = 40.524$ ; $\rho = 1000$ kg/m <sup>3</sup>	
Phantom section: Flat Section	
DASY 5 Configuration:	
<ul style="list-style-type: none"> <li>• Probe: EX3DV4 - SN3708; ConvF(9.39, 9.39, 9.39) @ 835MHz; Calibrated: 2020-10-30</li> <li>• Sensor-Surface: 1.4mm (Mechanical Surface Detection)</li> <li>• Electronics: DAE4 Sn546; Calibrated: 2020-11-11</li> <li>• Phantom: Twin-SAM 1560; Type: QD 000 P40 CD; Serial: 1559</li> <li>• Measurement SW: DASY52, Version 52.10 (4); SEMCAD X Version 14.6.14(7483)</li> </ul>	
<p><b>Body/d=15mm, Pin=250mW/Area Scan (7x13x1):</b> Measurement grid: dx=15mm, dy=15mm Maximum value of SAR (measured) = 3.10 W/kg</p>	
<p><b>Body/d=15mm, Pin=250mW/Zoom Scan (5x5x7)/Cube 0:</b> Measurement grid: dx=8mm, dy=8mm, dz=5mm</p>	
Reference Value = 53.79 V/m; Power Drift = -0.02 dB	
Peak SAR (extrapolated) = 3.88 W/kg	
<p><b>SAR(1 g) = 2.52 W/kg; SAR(10 g) = 1.64 W/kg</b></p>	
Smallest distance from peaks to all points 3 dB below = 16.3 mm	
Ratio of SAR at M2 to SAR at M1 = 65.2%	
Maximum value of SAR (measured) = 3.23 W/kg	
	

System check	1800MHz
<p style="text-align: right;">Date: 2021-09-01</p> <p>Communication System: UID 0, CW (0); Frequency: 1800 MHz;Duty Cycle: 1:1</p> <p>Medium: HSL1800;Medium parameters used: <math>f = 1800 \text{ MHz}</math>; <math>\sigma = 1.35 \text{ S/m}</math>; <math>\epsilon_r = 40.205</math>; <math>\rho = 1000 \text{ kg/m}^3</math></p> <p>Phantom section: Flat Section</p> <p>DASY 5 Configuration:</p> <ul style="list-style-type: none"> <li>• Probe: EX3DV4 - SN3708; ConvF(8.27, 8.27, 8.27) @ 1800MHz; Calibrated: 2020-10-30</li> <li>• Sensor-Surface: 1.4mm (Mechanical Surface Detection)</li> <li>• Electronics: DAE4 Sn546; Calibrated: 2020-11-11</li> <li>• Phantom: Twin-SAM 1560; Type: QD 000 P40 CD; Serial: 1559</li> <li>• Measurement SW: DASY52, Version 52.10 (4); SEMCAD X Version 14.6.14(7483)</li> </ul> <p><b>Body/d=10mm, Pin=250mW/Area Scan (7x9x1):</b> Measurement grid: dx=15mm, dy=15mm                      Maximum value of SAR (measured) = 14.0 W/kg</p> <p><b>Body/d=10mm, Pin=250mW/Zoom Scan (5x5x7)/Cube 0:</b> Measurement grid: dx=8mm, dy=8mm, dz=5mm                      Reference Value = 86.64 V/m; Power Drift = -0.01 dB                      Peak SAR (extrapolated) = 17.3 W/kg  <b>SAR(1 g) = 9.34 W/kg; SAR(10 g) = 4.97 W/kg</b>                      Smallest distance from peaks to all points 3 dB below = 11.2 mm                      Ratio of SAR at M2 to SAR at M1 = 55.8%                      Maximum value of SAR (measured) = 14.4 W/kg</p> 	

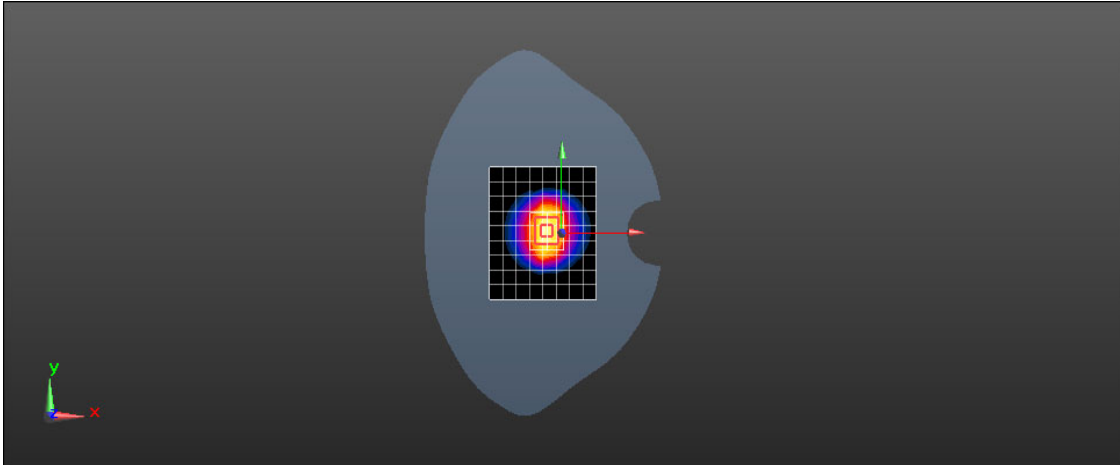
SRTC performed system check by using 250mw at antenna port

System check	2000MHz
<p style="text-align: right;">Date: 2021-09-01</p> <p>Communication System: UID 0, CW (0); Frequency: 2000 MHz;Duty Cycle: 1:1</p> <p>Medium: HSL2000;Medium parameters used: <math>f = 2000</math> MHz; <math>\sigma = 1.457</math> S/m; <math>\epsilon_r = 38.396</math>; <math>\rho = 1000</math> kg/m<sup>3</sup></p> <p>Phantom section: Flat Section</p> <p>DASY 5 Configuration:</p> <ul style="list-style-type: none"> <li>• Probe: EX3DV4 - SN3708; ConvF(7.94, 7.94, 7.94) @ 2000MHz; Calibrated: 2020-10-30</li> <li>• Sensor-Surface: 1.4mm (Mechanical Surface Detection)</li> <li>• Electronics: DAE4 Sn546; Calibrated: 2020-11-11</li> <li>• Phantom: Twin-SAM 1560; Type: QD 000 P40 CD; Serial: 1559</li> <li>• Measurement SW: DASY52, Version 52.10 (4); SEMCAD X Version 14.6.14(7483)</li> </ul> <p><b>Body/d=10mm, Pin=250mW/Area Scan (7x9x1):</b> Measurement grid: dx=15mm, dy=15mm                      Maximum value of SAR (measured) = 14.4 W/kg</p> <p><b>Body/d=10mm, Pin=250mW/Zoom Scan (5x5x7)/Cube 0:</b> Measurement grid: dx=8mm, dy=8mm, dz=5mm                      Reference Value = 90.10 V/m; Power Drift = -0.01 dB                      Peak SAR (extrapolated) = 21.2 W/kg  <b>SAR(1 g) = 11.5 W/kg; SAR(10 g) = 5.93 W/kg</b>                      Smallest distance from peaks to all points 3 dB below = 11.2 mm                      Ratio of SAR at M2 to SAR at M1 = 55.8%                      Maximum value of SAR (measured) = 17.8 W/kg</p> 	

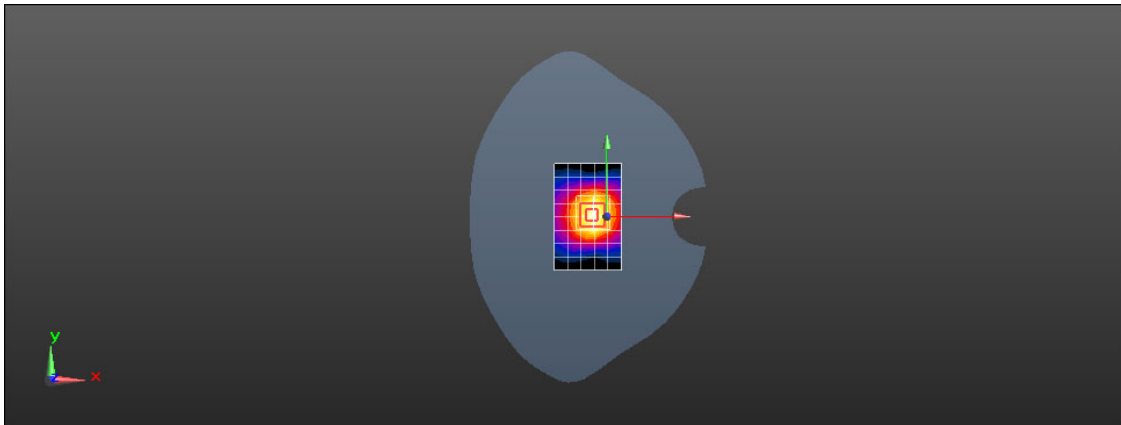
SRTC performed system check by using 250mw at antenna port

System check	2450MHz
<p style="text-align: right;">Date: 2021-09-01</p> <p>Communication System: UID 0, CW; Frequency: 2450 MHz;Duty Cycle: 1:1</p> <p>Medium: HSL2450;Medium parameters used: <math>f = 2450</math> MHz; <math>\sigma = 1.798</math> S/m; <math>\epsilon_r = 39.702</math>; <math>\rho = 1000</math> kg/m<sup>3</sup></p> <p>Phantom section: Flat Section</p> <p>DASY 5 Configuration:</p> <ul style="list-style-type: none"> <li>• Probe: EX3DV4 - SN3708; ConvF(7.48, 7.48, 7.48) @ 2450MHz; Calibrated: 2020-10-30</li> <li>• Sensor-Surface: 1.4mm (Mechanical Surface Detection)</li> <li>• Electronics: DAE4 Sn546; Calibrated: 2020-11-11</li> <li>• Phantom: Twin-SAM 1560; Type: QD 000 P40 CD; Serial: 1559</li> <li>• Measurement SW: DASY52, Version 52.10 (4); SEMCAD X Version 14.6.14(7483)</li> </ul> <p><b>Body/d=10mm, Pin=250mW/Area Scan (9x10x1):</b> Measurement grid: dx=12mm, dy=12mm Maximum value of SAR (measured) = 21.2 W/kg</p> <p><b>Body/d=10mm, Pin=250mW/Zoom Scan (7x7x7)/Cube 0:</b> Measurement grid: dx=5mm, dy=5mm, dz=5mm Reference Value = 90.88 V/m; Power Drift = -0.02 dB Peak SAR (extrapolated) = 26.9 W/kg <b>SAR(1 g) = 13.1 W/kg; SAR(10 g) = 6.07 W/kg</b> Smallest distance from peaks to all points 3 dB below = 9 mm Ratio of SAR at M2 to SAR at M1 = 49.1% Maximum value of SAR (measured) = 21.9 W/kg</p> 	

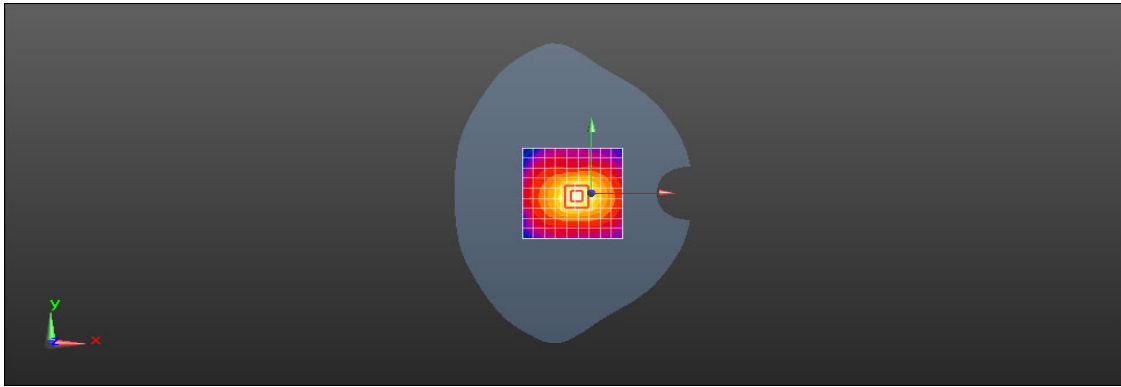
SRTC performed system check by using 250mw at antenna port

System check	2600MHz
<p style="text-align: right;">Date: 2021-09-01</p> <p>Communication System: UID 0, CW (0); Frequency: 2600 MHz;Duty Cycle: 1:1</p> <p>Medium: HSL2600;Medium parameters used: f = 2600 MHz; <math>\sigma = 1.934</math> S/m; <math>\epsilon_r = 37.689</math>; <math>\rho = 1000</math> kg/m<sup>3</sup></p> <p>Phantom section: Flat Section</p> <p>DASY 5 Configuration:</p> <ul style="list-style-type: none"> <li>• Probe: EX3DV4 - SN3708; ConvF(7.37, 7.37, 7.37) @ 2600MHz; Calibrated: 2020-10-30</li> <li>• Sensor-Surface: 1.4mm (Mechanical Surface Detection)</li> <li>• Electronics: DAE4 Sn546; Calibrated: 2020-11-11</li> <li>• Phantom: Twin-SAM 1560; Type: QD 000 P40 CD; Serial: 1559</li> <li>• Measurement SW: DASY52, Version 52.10 (4); SEMCAD X Version 14.6.14(7483)</li> </ul> <p><b>Body/d=10mm, Pin=250mW/Area Scan (9x10x1):</b> Measurement grid: dx=12mm, dy=12mm Maximum value of SAR (measured) = 18.3 W/kg</p> <p><b>Body/d=10mm, Pin=250mW/Zoom Scan (7x7x7)/Cube 0:</b> Measurement grid: dx=5mm, dy=5mm, dz=5mm Reference Value = 84.15 V/m; Power Drift = -0.04 dB Peak SAR (extrapolated) = 29.1 W/kg <b>SAR(1 g) = 13.3 W/kg; SAR(10 g) = 5.9 W/kg</b> Smallest distance from peaks to all points 3 dB below = 8 mm Ratio of SAR at M2 to SAR at M1 = 46.4% Maximum value of SAR (measured) = 23.1 W/kg</p> 	

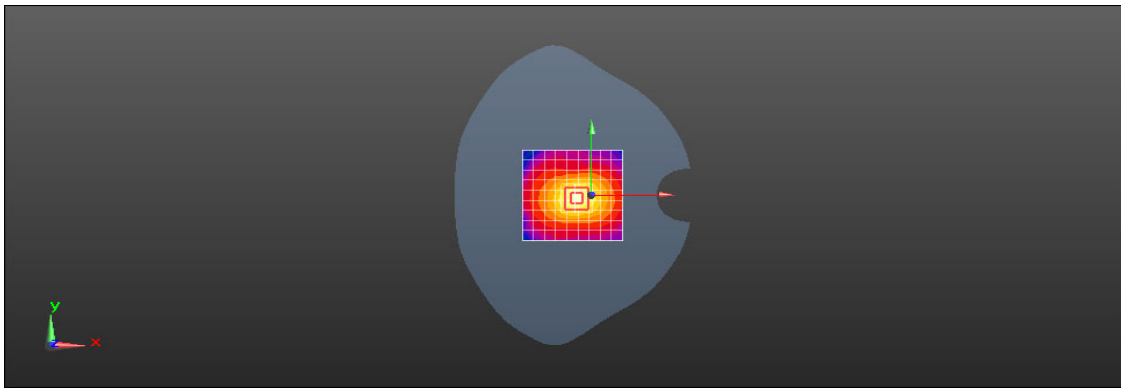
SRTC performed system check by using 250mw at antenna port

System check	3500MHz
Date: 2021-09-02	
Communication System: UID 0, CW (0); Frequency: 3500 MHz;Duty Cycle: 1:1	
Medium: HSL3500;Medium parameters used: f = 3500 MHz; $\sigma = 2.96$ S/m; $\epsilon_r = 38.257$ ; $\rho = 1000$ kg/m <sup>3</sup>	
Phantom section: Flat Section	
DASY 5 Configuration:	
<ul style="list-style-type: none"> <li>• Probe: EX3DV4 - SN3708; ConvF(6.78, 6.78, 6.78) @ 3500MHz; Calibrated: 2020-10-30</li> <li>• Sensor-Surface: 1.4mm (Mechanical Surface Detection)</li> <li>• Electronics: DAE4 Sn546; Calibrated: 2020-11-11</li> <li>• Phantom: Twin-SAM 1560; Type: QD 000 P40 CD; Serial: 1559</li> <li>• Measurement SW: DASY52, Version 52.10 (4); SEMCAD X Version 14.6.14(7483)</li> </ul>	
<p><b>Body/d=10mm, Pin=100mW/Area Scan (6x9x1):</b> Measurement grid: dx=12mm, dy=12mm                      Maximum value of SAR (measured) = 15.3 W/kg</p> <p><b>Body/d=10mm, Pin=100mW/Zoom Scan (7x7x8)/Cube 0:</b> Measurement grid: dx=5mm, dy=5mm, dz=4mm                      Reference Value = 47.43 V/m; Power Drift = -0.19 dB                      Peak SAR (extrapolated) = 18.4 W/kg  <b>SAR(1 g) = 6.88 W/kg; SAR(10 g) = 2.61 W/kg</b>                      Smallest distance from peaks to all points 3 dB below = 7.6 mm                      Ratio of SAR at M2 to SAR at M1 = 44.9%                      Maximum value of SAR (measured) = 13.3 W/kg</p>	
	

SRTC performed system check by using 100mw at antenna port

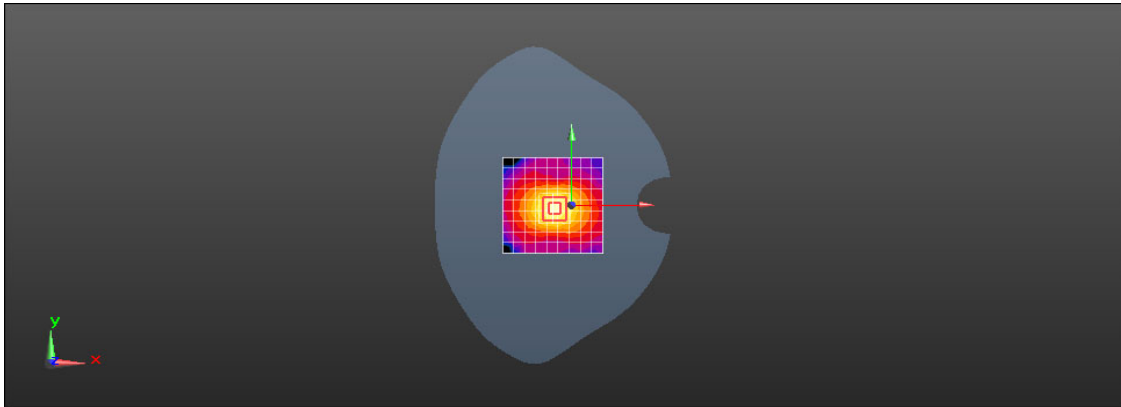
System check	5200MHz
<p style="text-align: right;">Date: 2021-09-02</p> <p>Communication System: UID 0, CW (0); Frequency: 5200 MHz;Duty Cycle: 1:1</p> <p>Medium: HSL5200;Medium parameters used: f = 5200 MHz; <math>\sigma = 4.707</math> S/m; <math>\epsilon_r = 36.571</math>; <math>\rho = 1000</math> kg/m<sup>3</sup></p> <p>Phantom section: Flat Section</p> <p>DASY 5 Configuration:</p> <ul style="list-style-type: none"> <li>• Probe: EX3DV4 - SN3708; ConvF(5.57, 5.57, 5.57) @ 5200 MHz; Calibrated: 2020-10-30</li> <li>• Sensor-Surface: 1.4mm (Mechanical Surface Detection)</li> <li>• Electronics: DAE4 Sn546; Calibrated: 2020-11-11</li> <li>• Phantom: Twin-SAM 1560; Type: QD 000 P40 CD; Serial: 1559</li> <li>• Measurement SW: DASY52, Version 52.10 (4); SEMCAD X Version 14.6.14(7483)</li> </ul> <p><b>Body/d=10mm, Pin=100mW, f=5250 MHz/Area Scan (10x10x1):</b> Measurement grid: dx=10mm, dy=10mm Maximum value of SAR (measured) = 18.9 W/kg</p> <p><b>Body/d=10mm, Pin=100mW, f=5250 MHz/Zoom Scan (4x4x1.4mm, graded), dist=1.4mm (8x8x7)/Cube 0:</b> Measurement grid: dx=4mm, dy=4mm, dz=1.4mm Reference Value = 57.8 V/m; Power Drift = -0.05 dB Peak SAR (extrapolated) = 31.8 W/kg <b>SAR(1 g) = 7.81 W/kg; SAR(10 g) = 2.25 W/kg</b> Smallest distance from peaks to all points 3 dB below = 7.2 mm Ratio of SAR at M2 to SAR at M1 = 63.6% Maximum value of SAR (measured) = 20.0 W/kg</p> 	

SRTC performed system check by using 100mw at antenna port

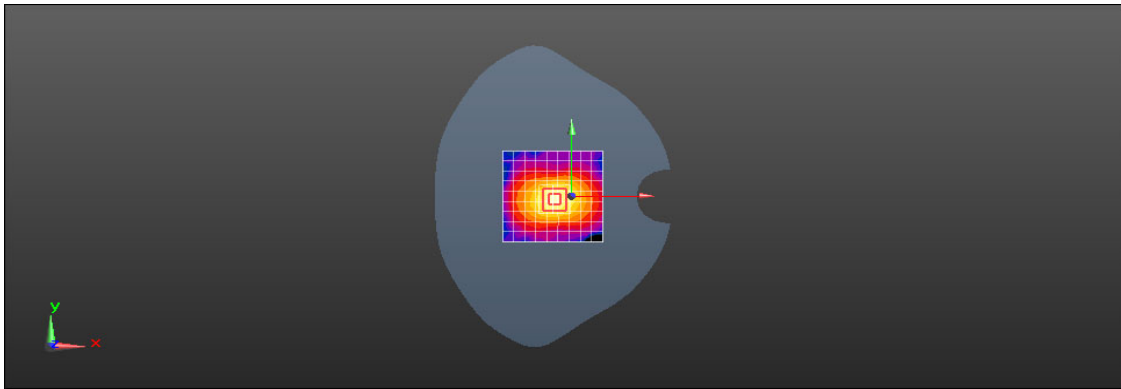
System check	5300MHz
<p style="text-align: right;">Date: 2021-09-02</p> <p>Communication System: UID 0, CW (0); Frequency: 5300 MHz;Duty Cycle: 1:1</p> <p>Medium: HSL5300;Medium parameters used: f = 5300 MHz; <math>\sigma = 4.826</math> S/m; <math>\epsilon_r = 36.278</math>; <math>\rho = 1000</math> kg/m<sup>3</sup></p> <p>Phantom section: Flat Section</p> <p>DASY 5 Configuration:</p> <ul style="list-style-type: none"> <li>• Probe: EX3DV4 - SN3708; ConvF(5.43, 5.43, 5.43) @ 5300 MHz; Calibrated: 2020-10-30</li> <li>• Sensor-Surface: 1.4mm (Mechanical Surface Detection)</li> <li>• Electronics: DAE4 Sn546; Calibrated: 2020-11-11</li> <li>• Phantom: Twin-SAM 1560; Type: QD 000 P40 CD; Serial: 1559</li> <li>• Measurement SW: DASY52, Version 52.10 (4); SEMCAD X Version 14.6.14(7483)</li> </ul> <p><b>Body/d=10mm, Pin=100mW, f=5250 MHz/Area Scan (10x10x1):</b> Measurement grid: dx=10mm, dy=10mm Maximum value of SAR (measured) = 20.0 W/kg</p> <p><b>Body/d=10mm, Pin=100mW, f=5250 MHz/Zoom Scan (4x4x1.4mm, graded), dist=1.4mm (8x8x7)/Cube 0:</b> Measurement grid: dx=4mm, dy=4mm, dz=1.4mm Reference Value = 58.77 V/m; Power Drift = -0.05 dB Peak SAR (extrapolated) = 33.7 W/kg <b>SAR(1 g) = 8.28 W/kg; SAR(10 g) = 2.39 W/kg</b> Smallest distance from peaks to all points 3 dB below = 7.2 mm Ratio of SAR at M2 to SAR at M1 = 64.6% Maximum value of SAR (measured) = 21.2 W/kg</p> 	

SRTC performed system check by using 100mw at antenna port




System check	5600MHz
<p style="text-align: right;">Date: 2021-09-02</p> <p>Communication System: UID 0, CW (0); Frequency: 5600 MHz;Duty Cycle: 1:1</p> <p>Medium: HSL5GHz;Medium parameters used: f = 5600 MHz; <math>\sigma = 5.179</math> S/m; <math>\epsilon_r = 35.507</math>; <math>\rho = 1000</math> kg/m<sup>3</sup></p> <p>Phantom section: Flat Section</p> <p>DASY 5 Configuration:</p> <ul style="list-style-type: none"> <li>• Probe: EX3DV4 - SN3708; ConvF(4.95, 4.95, 4.95) @ 5600 MHz; Calibrated: 2020-10-30</li> <li>• Sensor-Surface: 1.4mm (Mechanical Surface Detection)</li> <li>• Electronics: DAE4 Sn546; Calibrated: 2020-11-11</li> <li>• Phantom: Twin-SAM 1560; Type: QD 000 P40 CD; Serial: 1559</li> <li>• Measurement SW: DASY52, Version 52.10 (4); SEMCAD X Version 14.6.14(7483)</li> </ul> <p><b>Body/d=10mm, Pin=100mW, f=5600 MHz/Area Scan (10x10x1):</b> Measurement grid: dx=10mm, dy=10mm Maximum value of SAR (measured) = 16.7 W/kg</p> <p><b>Body/d=10mm, Pin=100mW, f=5600 MHz/Zoom Scan (4x4x1.4mm, graded), dist=1.4mm (8x8x7)/Cube 0:</b> Measurement grid: dx=4mm, dy=4mm, dz=1.4mm Reference Value = 63.24 V/m; Power Drift = -0.11 dB Peak SAR (extrapolated) = 35.2 W/kg <b>SAR(1 g) = 7.77 W/kg; SAR(10 g) = 2.19 W/kg</b> Smallest distance from peaks to all points 3 dB below = 7.2 mm Ratio of SAR at M2 to SAR at M1 = 61.4% Maximum value of SAR (measured) = 19.5 W/kg</p> 	

SRTC performed system check by using 100mw at antenna port


System check	5800MHz
<p style="text-align: right;">Date: 2021-09-02</p> <p>Communication System: UID 0, CW (0); Frequency: 5750 MHz;Duty Cycle: 1:1</p> <p>Medium: HSL5GHz;Medium parameters used: f = 5750 MHz; <math>\sigma = 5.412</math> S/m; <math>\epsilon_r = 35.003</math>; <math>\rho = 1000</math> kg/m<sup>3</sup></p> <p>Phantom section: Flat Section</p> <p>DASY 5 Configuration:</p> <ul style="list-style-type: none"> <li>• Probe: EX3DV4 - SN3708; ConvF(5.12, 5.12, 5.12) @ 5800 MHz; Calibrated: 2020-10-30</li> <li>• Sensor-Surface: 1.4mm (Mechanical Surface Detection)</li> <li>• Electronics: DAE4 Sn546; Calibrated: 2020-11-11</li> <li>• Phantom: Twin-SAM 1560; Type: QD 000 P40 CD; Serial: 1559</li> <li>• Measurement SW: DASY52, Version 52.10 (4); SEMCAD X Version 14.6.14(7483)</li> </ul> <p><b>Body/d=10mm, Pin=100mW, f=5750 MHz/Area Scan (10x10x1):</b> Measurement grid: dx=10mm, dy=10mm                      Maximum value of SAR (measured) = 16.0 W/kg</p> <p><b>Body/d=10mm, Pin=100mW, f=5750 MHz/Zoom Scan (4x4x1.4mm, graded), dist=1.4mm (8x8x7)/Cube 0:</b> Measurement grid: dx=4mm, dy=4mm, dz=1.4mm                      Reference Value = 46.24 V/m; Power Drift = -0.09 dB                      Peak SAR (extrapolated) = 36.3 W/kg  <b>SAR(1 g) = 8.17 W/kg; SAR(10 g) = 2.33 W/kg</b>                      Smallest distance from peaks to all points 3 dB below = 7.4 mm                      Ratio of SAR at M2 to SAR at M1 = 61.9%                      Maximum value of SAR (measured) = 21.7 W/kg</p> 	

SRTC performed system check by using 100mw at antenna port


**GSM850**

Head	Left cheek
Date: 2021-09-01	
Communication System: UID 0, GSM Only Communication System (0); Frequency: 836.6 MHz; Duty Cycle: 1:8.30042	
Medium: HSL835; Medium parameters used: $f = 837$ MHz; $\sigma = 0.906$ S/m; $\epsilon_r = 40.455$ ; $\rho = 1000$ kg/m <sup>3</sup>	
Phantom section: Left Section	
DASY 5 Configuration:	
<ul style="list-style-type: none"> <li>• Probe: EX3DV4 - SN3708; ConvF(9.39, 9.39, 9.39) @ 836.6MHz; Calibrated: 2020-10-30</li> <li>• Sensor-Surface: 1.4mm (Mechanical Surface Detection)</li> <li>• Electronics: DAE4 Sn546; Calibrated: 2020-11-11</li> <li>• Phantom: Twin-SAM 1560; Type: QD 000 P40 CD; Serial: 1559</li> <li>• Measurement SW: DASY52, Version 52.10 (4); SEMCAD X Version 14.6.14(7483)</li> </ul>	
<p><b>Configuration/Head/Area Scan (8x14x1):</b> Measurement grid: dx=15mm, dy=15mm Maximum value of SAR (measured) = 0.145 W/kg</p> <p><b>Configuration/Head/Zoom Scan (5x5x7)/Cube 0:</b> Measurement grid: dx=8mm, dy=8mm, dz=5mm Reference Value = 3.179 V/m; Power Drift = 0.14 dB Peak SAR (extrapolated) = 0.160 W/kg <b>SAR(1 g) = 0.126 W/kg; SAR(10 g) = 0.100 W/kg</b> Smallest distance from peaks to all points 3 dB below: Larger than measurement grid Ratio of SAR at M2 to SAR at M1 = 79.9% Maximum value of SAR (measured) = 0.148 W/kg</p>	
	


**GSM1900**

Head	Right Cheek
Date: 2021-09-01	
Communication System: UID 0, GSM Only Communication System (0); Frequency: 1880 MHz; Duty Cycle: 1:8.30042	
Medium: HSL1900; Medium parameters used: $f = 1880$ MHz; $\sigma = 1.391$ S/m; $\epsilon_r = 39.96$ ; $\rho = 1000$ kg/m <sup>3</sup>	
Phantom section: Right Section	
DASY 5 Configuration:	
<ul style="list-style-type: none"> <li>• Probe: EX3DV4 - SN3708; ConvF(8.27, 8.27, 8.27) @ 1880MHz; Calibrated: 2020-10-30</li> <li>• Sensor-Surface: 1.4mm (Mechanical Surface Detection)</li> <li>• Electronics: DAE4 Sn546; Calibrated: 2020-11-11</li> <li>• Phantom: Twin-SAM 1560; Type: QD 000 P40 CD; Serial: 1559</li> <li>• Measurement SW: DASY52, Version 52.10 (4); SEMCAD X Version 14.6.14(7483)</li> </ul>	
<p><b>Configuration/Head/Area Scan (8x14x1):</b> Measurement grid: dx=15mm, dy=15mm                      Maximum value of SAR (measured) = 0.523 W/kg</p> <p><b>Configuration/Head/Zoom Scan (5x5x7)/Cube 0:</b> Measurement grid: dx=8mm, dy=8mm, dz=5mm                      Reference Value = 11.23 V/m; Power Drift = 0.14 dB                      Peak SAR (extrapolated) = 0.748 W/kg  <b>SAR(1 g) = 0.406 W/kg; SAR(10 g) = 0.220 W/kg</b>                      Smallest distance from peaks to all points 3 dB below = 8.6 mm                      Ratio of SAR at M2 to SAR at M1 = 64%                      Maximum value of SAR (measured) = 0.565 W/kg</p>	
	


**WCDMA Band II**

Head	Right Cheek
<p style="text-align: right;">Date: 2021-09-01</p> <p>Communication System: UID 0, WCDMA (0); Frequency: 1880 MHz; Duty Cycle: 1:1</p> <p>Medium: HSL1900; Medium parameters used: <math>f = 1880</math> MHz; <math>\sigma = 1.378</math> S/m; <math>\epsilon_r = 38.861</math>; <math>\rho = 1000</math> kg/m<sup>3</sup></p> <p>Phantom section: Right Section</p> <p>DASY 5 Configuration:</p> <ul style="list-style-type: none"> <li>Probe: EX3DV4 - SN3708; ConvF(8.27, 8.27, 8.27) @ 1880MHz; Calibrated: 2020-10-30</li> <li>Sensor-Surface: 1.4mm (Mechanical Surface Detection)</li> <li>Electronics: DAE4 Sn546; Calibrated: 2020-11-11</li> <li>Phantom: Twin-SAM 1560; Type: QD 000 P40 CD; Serial: 1559</li> <li>Measurement SW: DASY52, Version 52.10 (4); SEMCAD X Version 14.6.14(7483)</li> </ul> <p><b>Configuration/Head/Area Scan (8x14x1):</b> Measurement grid: dx=15mm, dy=15mm Maximum value of SAR (measured) = 0.652 W/kg</p> <p><b>Configuration/Head/Zoom Scan (5x5x7)/Cube 0:</b> Measurement grid: dx=8mm, dy=8mm, dz=5mm Reference Value = 10.96 V/m; Power Drift = 0.04 dB Peak SAR (extrapolated) = 0.953 W/kg <b>SAR(1 g) = 0.503 W/kg; SAR(10 g) = 0.257 W/kg</b> Smallest distance from peaks to all points 3 dB below = 9.1 mm Ratio of SAR at M2 to SAR at M1 = 55.9% Maximum value of SAR (measured) = 0.737 W/kg</p> 	


**WCDMA Band V**

Head	Right Cheek
<p style="text-align: right;">Date: 2021-09-01</p> <p>Communication System: UID 0, WCDMA (0); Frequency: 836.4 MHz; Duty Cycle: 1:1</p> <p>Medium: HSL835; Medium parameters used: <math>f = 836.4</math> MHz; <math>\sigma = 0.903</math> S/m; <math>\epsilon_r = 40.47</math>; <math>\rho = 1000</math> kg/m<sup>3</sup></p> <p>Phantom section: Right Section</p> <p>DASY 5 Configuration:</p> <ul style="list-style-type: none"> <li>Probe: EX3DV4 - SN3708; ConvF(9.39, 9.39, 9.39) @ 836.4MHz; Calibrated: 2020-10-30</li> <li>Sensor-Surface: 1.4mm (Mechanical Surface Detection)</li> <li>Electronics: DAE4 Sn546; Calibrated: 2020-11-11</li> <li>Phantom: Twin-SAM 1560; Type: QD 000 P40 CD; Serial: 1559</li> <li>Measurement SW: DASY52, Version 52.10 (4); SEMCAD X Version 14.6.14(7483)</li> </ul> <p><b>Configuration/Head/Area Scan (8x14x1):</b> Measurement grid: dx=15mm, dy=15mm Maximum value of SAR (measured) = 0.156 W/kg</p> <p><b>Configuration/Head/Zoom Scan (5x5x7)/Cube 0:</b> Measurement grid: dx=8mm, dy=8mm, dz=5mm Reference Value = 4.445 V/m; Power Drift = 0.10 dB Peak SAR (extrapolated) = 0.179 W/kg <b>SAR(1 g) = 0.133 W/kg; SAR(10 g) = 0.100 W/kg</b> Smallest distance from peaks to all points 3 dB below = 20.3 mm Ratio of SAR at M2 to SAR at M1 = 73.7% Maximum value of SAR (measured) = 0.161 W/kg</p> 	

**LTE Band 5**

Head	Right Cheek
<p style="text-align: right;">Date: 2021-09-01</p> <p>Communication System: UID 0, LTE-FDD BW 10MHZ (0); Frequency: 836.5 MHz;Duty Cycle: 1:1</p> <p>Medium: HSL835;Medium parameters used: f = 836.5 MHz; <math>\sigma = 0.904</math> S/m; <math>\epsilon_r = 40.467</math>; <math>\rho = 1000</math> kg/m<sup>3</sup></p> <p>Phantom section: Right Section</p> <p>DASY 5 Configuration:</p> <ul style="list-style-type: none"> <li>• Probe: EX3DV4 - SN3708; ConvF(9.39, 9.39, 9.39) @ 836.5MHz; Calibrated: 2020-10-30</li> <li>• Sensor-Surface: 1.4mm (Mechanical Surface Detection)</li> <li>• Electronics: DAE4 Sn546; Calibrated: 2020-11-11</li> <li>• Phantom: Twin-SAM 1560; Type: QD 000 P40 CD; Serial: 1559</li> <li>• Measurement SW: DASY52, Version 52.10 (4); SEMCAD X Version 14.6.14(7483)</li> </ul> <p><b>Configuration/Head/Area Scan (8x15x1):</b> Measurement grid: dx=15mm, dy=15mm Maximum value of SAR (measured) = 0.141 W/kg</p> <p><b>Configuration/Head/Zoom Scan (5x5x7)/Cube 0:</b> Measurement grid: dx=8mm, dy=8mm, dz=5mm Reference Value = 4.350 V/m; Power Drift = 0.09 dB Peak SAR (extrapolated) = 0.152 W/kg <b>SAR(1 g) = 0.113 W/kg; SAR(10 g) = 0.085 W/kg</b> Smallest distance from peaks to all points 3 dB below = 25.1 mm Ratio of SAR at M2 to SAR at M1 = 74.1% Maximum value of SAR (measured) = 0.137 W/kg</p> 	

**LTE Band 7**


Head	Right Cheek
<p style="text-align: right;">Date: 2021-09-01</p> <p>Communication System: UID 0, LTE-FDD BW 20MHz (0); Frequency: 2560 MHz;Duty Cycle: 1:1</p> <p>Medium: HSL2600;Medium parameters used: f = 2560 MHz; <math>\sigma = 1.889</math> S/m; <math>\epsilon_r = 37.792</math>; <math>\rho = 1000</math> kg/m<sup>3</sup></p> <p>Phantom section: Right Section</p> <p>DASY 5 Configuration:</p> <ul style="list-style-type: none"> <li>• Probe: EX3DV4 - SN3708; ConvF(7.37, 7.37, 7.37) @ 2560MHz; Calibrated: 2020-10-30</li> <li>• Sensor-Surface: 1.4mm (Mechanical Surface Detection)</li> <li>• Electronics: DAE4 Sn546; Calibrated: 2020-11-11</li> <li>• Phantom: Twin-SAM 1560; Type: QD 000 P40 CD; Serial: 1559</li> <li>• Measurement SW: DASY52, Version 52.10 (4); SEMCAD X Version 14.6.14(7483)</li> </ul> <p><b>Configuration/Head/Area Scan (10x18x1):</b> Measurement grid: dx=12mm, dy=12mm Maximum value of SAR (measured) = 0.0397 W/kg</p> <p><b>Configuration/Head/Zoom Scan (7x7x7)/Cube 0:</b> Measurement grid: dx=5mm, dy=5mm, dz=5mm Reference Value = 0.7140 V/m; Power Drift = 0.02 dB Peak SAR (extrapolated) = 0.0600 W/kg <b>SAR(1 g) = 0.026 W/kg; SAR(10 g) = 0.012 W/kg</b> Smallest distance from peaks to all points 3 dB below: Larger than measurement grid Ratio of SAR at M2 to SAR at M1 = 54.7% Maximum value of SAR (measured) = 0.0401 W/kg</p> 	




**LTE Band 38**

Head	Right Tilted
<p style="text-align: right;">Date: 2021-09-01</p> <p>Communication System: UID 0, LTE-TDD BW 20MHz (0); Frequency: 2595 MHz;Duty Cycle: 1:1.57906</p> <p>Medium: HSL2600;Medium parameters used: f = 2595 MHz; <math>\sigma = 1.933</math> S/m; <math>\epsilon_r = 37.756</math>; <math>\rho = 1000</math> kg/m<sup>3</sup></p> <p>Phantom section: Right Section</p> <p>DASY 5 Configuration:</p> <ul style="list-style-type: none"> <li>• Probe: EX3DV4 - SN3708; ConvF(7.37, 7.37, 7.37) @ 2595MHz; Calibrated: 2020-10-30</li> <li>• Sensor-Surface: 1.4mm (Mechanical Surface Detection)</li> <li>• Electronics: DAE4 Sn546; Calibrated: 2020-11-11</li> <li>• Phantom: Twin-SAM 1560; Type: QD 000 P40 CD; Serial: 1559</li> <li>• Measurement SW: DASY52, Version 52.10 (4); SEMCAD X Version 14.6.14(7483)</li> </ul> <p><b>Configuration/Head/Area Scan (10x18x1):</b> Measurement grid: dx=12mm, dy=12mm Maximum value of SAR (measured) = 0.842 W/kg</p> <p><b>Configuration/Head/Zoom Scan (7x7x7)/Cube 0:</b> Measurement grid: dx=5mm, dy=5mm, dz=5mm Reference Value = 6.413 V/m; Power Drift = 0.05 dB Peak SAR (extrapolated) = 1.12 W/kg <b>SAR(1 g) = 0.505 W/kg; SAR(10 g) = 0.220 W/kg</b> Smallest distance from peaks to all points 3 dB below = 8.5 mm Ratio of SAR at M2 to SAR at M1 = 45.2% Maximum value of SAR (measured) = 0.885 W/kg</p> <div data-bbox="236 1498 1362 1921" data-label="Figure"> </div>	

**LTE Band 41**

Head	Right Cheek
<p style="text-align: right;">Date: 2021-09-01</p> <p>Communication System: UID 0, LTE-TDD BW 20MHz (0); Frequency: 2593 MHz;Duty Cycle: 1:1.57906</p> <p>Medium: HSL2600;Medium parameters used: f = 2593 MHz; <math>\sigma = 1.934</math> S/m; <math>\epsilon_r = 37.678</math>; <math>\rho = 1000</math> kg/m<sup>3</sup></p> <p>Phantom section: Right Section</p> <p>DASY 5 Configuration:</p> <ul style="list-style-type: none"> <li>Probe: EX3DV4 - SN3708; ConvF(7.37, 7.37, 7.37) @ 2593MHz; Calibrated: 2020-10-30</li> <li>Sensor-Surface: 1.4mm (Mechanical Surface Detection)</li> <li>Electronics: DAE4 Sn546; Calibrated: 2020-11-11</li> <li>Phantom: Twin-SAM 1560; Type: QD 000 P40 CD; Serial: 1559</li> <li>Measurement SW: DASY52, Version 52.10 (4); SEMCAD X Version 14.6.14(7483)</li> </ul> <p><b>Configuration/Head/Area Scan (10x18x1):</b> Measurement grid: dx=12mm, dy=12mm Maximum value of SAR (measured) = 0.709 W/kg</p> <p><b>Configuration/Head/Zoom Scan (7x7x7)/Cube 0:</b> Measurement grid: dx=5mm, dy=5mm, dz=5mm Reference Value = 6.910 V/m; Power Drift = 0.09 dB Peak SAR (extrapolated) = 0.901 W/kg <b>SAR(1 g) = 0.419 W/kg; SAR(10 g) = 0.202 W/kg</b> Smallest distance from peaks to all points 3 dB below = 9.5 mm Ratio of SAR at M2 to SAR at M1 = 48.2% Maximum value of SAR (measured) = 0.701 W/kg</p> 	

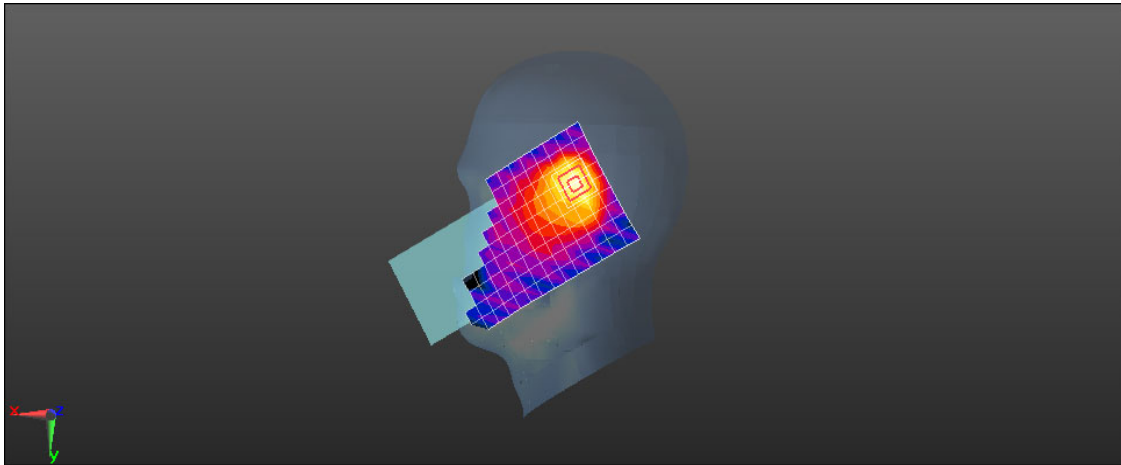
**NR N5**

Head	Right Cheek
Date: 2021-09-01	
Communication System: UID 0, NR (0); Frequency: 836.5 MHz;Duty Cycle: 1:1	
Medium: HSL835;Medium parameters used: f = 836.5 MHz; $\sigma = 0.904$ S/m; $\epsilon_r = 40.467$ ; $\rho = 1000$ kg/m <sup>3</sup>	
Phantom section: Right Section	
DASY 5 Configuration:	
<ul style="list-style-type: none"> <li>• Probe: EX3DV4 - SN3708; ConvF(9.39, 9.39, 9.39) @ 836.5MHz; Calibrated: 2020-10-30</li> <li>• Sensor-Surface: 1.4mm (Mechanical Surface Detection)</li> <li>• Electronics: DAE4 Sn546; Calibrated: 2020-11-11</li> <li>• Phantom: Twin-SAM 1560; Type: QD 000 P40 CD; Serial: 1559</li> <li>• Measurement SW: DASY52, Version 52.10 (4); SEMCAD X Version 14.6.14(7483)</li> </ul>	
<p><b>Configuration/Head/Area Scan (8x14x1):</b> Measurement grid: dx=15mm, dy=15mm            Maximum value of SAR (measured) = 0.111 W/kg</p> <p><b>Configuration/Head/Zoom Scan (5x5x7)/Cube 0:</b> Measurement grid: dx=8mm, dy=8mm, dz=5mm            Reference Value = 3.860 V/m; Power Drift = -0.13 dB            Peak SAR (extrapolated) = 0.124 W/kg  <b>SAR(1 g) = 0.093 W/kg; SAR(10 g) = 0.069 W/kg</b>            Smallest distance from peaks to all points 3 dB below = 24.1 mm            Ratio of SAR at M2 to SAR at M1 = 76.2%            Maximum value of SAR (measured) = 0.112 W/kg</p>	
	


**NR N7**

Head	Right Tilted
<p style="text-align: right;">Date: 2021-09-01</p> <p>Communication System: UID 0, NR (0); Frequency: 2535 MHz;Duty Cycle: 1:1</p> <p>Medium: HSL2600;Medium parameters used: <math>f = 2535</math> MHz; <math>\sigma = 1.868</math> S/m; <math>\epsilon_r = 37.872</math>; <math>\rho = 1000</math> kg/m<sup>3</sup></p> <p>Phantom section: Right Section</p> <p>DASY 5 Configuration:</p> <ul style="list-style-type: none"> <li>• Probe: EX3DV4 - SN3708; ConvF(7.37, 7.37, 7.37) @ 2535MHz; Calibrated: 2020-10-30</li> <li>• Sensor-Surface: 1.4mm (Mechanical Surface Detection)</li> <li>• Electronics: DAE4 Sn546; Calibrated: 2020-11-11</li> <li>• Phantom: Twin-SAM 1560; Type: QD 000 P40 CD; Serial: 1559</li> <li>• Measurement SW: DASY52, Version 52.10 (4); SEMCAD X Version 14.6.14(7483)</li> </ul> <p><b>Configuration/Head/Area Scan (9x18x1):</b> Measurement grid: dx=12mm, dy=12mm                      Maximum value of SAR (measured) = 0.761 W/kg</p> <p><b>Configuration/Head/Zoom Scan (7x7x7)/Cube 0:</b> Measurement grid: dx=5mm, dy=5mm, dz=5mm                      Reference Value = 2.008 V/m; Power Drift = 0.10 dB                      Peak SAR (extrapolated) = 1.03 W/kg  <b>SAR(1 g) = 0.457 W/kg; SAR(10 g) = 0.194 W/kg</b>                      Smallest distance from peaks to all points 3 dB below = 7.3 mm                      Ratio of SAR at M2 to SAR at M1 = 45.2%                      Maximum value of SAR (measured) = 0.826 W/kg</p> <div data-bbox="236 1420 1362 1877" data-label="Figure"> </div>	


**NR N38**

Head	Right Tilted
<p style="text-align: right;">Date: 2021-09-01</p> <p>Communication System: UID 0, NR (0); Frequency: 2595 MHz;Duty Cycle: 1:1</p> <p>Medium: HSL2600;Medium parameters used: f = 2595 MHz; <math>\sigma = 1.933</math> S/m; <math>\epsilon_r = 37.756</math>; <math>\rho = 1000</math> kg/m<sup>3</sup></p> <p>Phantom section: Right Section</p> <p>DASY 5 Configuration:</p> <ul style="list-style-type: none"> <li>• Probe: EX3DV4 - SN3708; ConvF(7.37, 7.37, 7.37) @ 2595MHz; Calibrated: 2020-10-30</li> <li>• Sensor-Surface: 1.4mm (Mechanical Surface Detection)</li> <li>• Electronics: DAE4 Sn546; Calibrated: 2020-11-11</li> <li>• Phantom: Twin-SAM 1560; Type: QD 000 P40 CD; Serial: 1559</li> <li>• Measurement SW: DASY52, Version 52.10 (4); SEMCAD X Version 14.6.14(7483)</li> </ul> <p><b>Configuration/Head/Area Scan (10x17x1):</b> Measurement grid: dx=12mm, dy=12mm                      Maximum value of SAR (measured) = 0.759 W/kg</p> <p><b>Configuration/Head/Zoom Scan (7x7x7)/Cube 0:</b> Measurement grid: dx=5mm, dy=5mm, dz=5mm                      Reference Value = 8.479 V/m; Power Drift = 0.10 dB                      Peak SAR (extrapolated) = 1.07 W/kg  <b>SAR(1 g) = 0.461 W/kg; SAR(10 g) = 0.202 W/kg</b>                      Smallest distance from peaks to all points 3 dB below = 8.1 mm                      Ratio of SAR at M2 to SAR at M1 = 44.3%                      Maximum value of SAR (measured) = 0.847 W/kg</p> 	

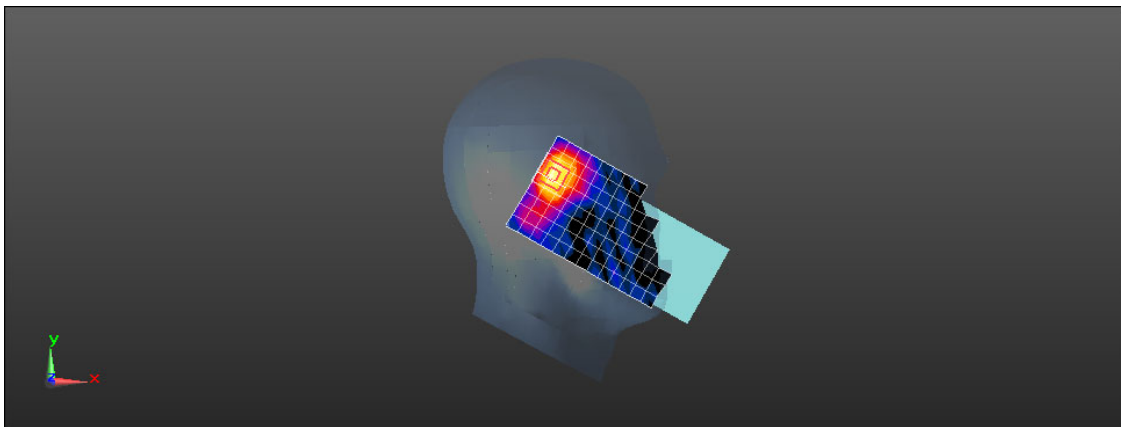
**NR N41**

Head	Right Tilted
<p style="text-align: right;">Date: 2021-09-01</p> <p>Communication System: UID 0, NR (0); Frequency: 2640 MHz;Duty Cycle: 1:1</p> <p>Medium: HSL2600;Medium parameters used: f = 2640 MHz; <math>\sigma = 1.982</math> S/m; <math>\epsilon_r = 37.507</math>; <math>\rho = 1000</math> kg/m<sup>3</sup></p> <p>Phantom section: Right Section</p> <p>DASY 5 Configuration:</p> <ul style="list-style-type: none"> <li>• Probe: EX3DV4 - SN3708; ConvF(7.37, 7.37, 7.37) @ 2640MHz; Calibrated: 2020-10-30</li> <li>• Sensor-Surface: 1.4mm (Mechanical Surface Detection)</li> <li>• Electronics: DAE4 Sn546; Calibrated: 2020-11-11</li> <li>• Phantom: Twin-SAM 1560; Type: QD 000 P40 CD; Serial: 1559</li> <li>• Measurement SW: DASY52, Version 52.10 (4); SEMCAD X Version 14.6.14(7483)</li> </ul> <p><b>Configuration/Head/Area Scan (9x18x1):</b> Measurement grid: dx=12mm, dy=12mm Maximum value of SAR (measured) = 0.486 W/kg</p> <p><b>Configuration/Head/Zoom Scan (7x7x7)/Cube 0:</b> Measurement grid: dx=5mm, dy=5mm, dz=5mm Reference Value = 7.545 V/m; Power Drift = 0.17 dB Peak SAR (extrapolated) = 0.537 W/kg <b>SAR(1 g) = 0.235 W/kg; SAR(10 g) = 0.107 W/kg</b> Smallest distance from peaks to all points 3 dB below = 8 mm Ratio of SAR at M2 to SAR at M1 = 46% Maximum value of SAR (measured) = 0.421 W/kg</p> 	

**NR N78**


Head	Left Cheek
Date: 2021-09-02	
Communication System: UID 0, NR (0); Frequency: 3500 MHz;Duty Cycle: 1:1	
Medium: HSL3500;Medium parameters used: f = 3500 MHz; $\sigma = 2.96$ S/m; $\epsilon_r = 38.257$ ; $\rho = 1000$ kg/m <sup>3</sup>	
Phantom section: Left Section	
DASY 5 Configuration:	
<ul style="list-style-type: none"> <li>• Probe: EX3DV4 - SN3708; ConvF(6.78, 6.78, 6.78) @ 3500MHz; Calibrated: 2020-10-30</li> <li>• Sensor-Surface: 1.4mm (Mechanical Surface Detection)</li> <li>• Electronics: DAE4 Sn546; Calibrated: 2020-11-11</li> <li>• Phantom: Twin-SAM 1560; Type: QD 000 P40 CD; Serial: 1559</li> <li>• Measurement SW: DASY52, Version 52.10 (4); SEMCAD X Version 14.6.14(7483)</li> </ul>	
<p><b>Configuration/Body/Area Scan (10x17x1):</b> Measurement grid: dx=12mm, dy=12mm Maximum value of SAR (measured) = 0.427 W/kg</p> <p><b>Configuration/Body/Zoom Scan (7x7x7)/Cube 0:</b> Measurement grid: dx=5mm, dy=5mm, dz=5mm Reference Value = 1.912 V/m; Power Drift = -0.04 dB Peak SAR (extrapolated) = 0.578 W/kg <b>SAR(1 g) = 0.192 W/kg; SAR(10 g) = 0.073 W/kg</b> Smallest distance from peaks to all points 3 dB below = 5 mm Ratio of SAR at M2 to SAR at M1 = 35.9% Maximum value of SAR (measured) = 0.429 W/kg</p>	
	

**Bluetooth**


Head	Left Tilted
Date: 2021-09-01	
Communication System: UID 0, Bluetooth (0); Frequency: 2441 MHz; Duty Cycle: 1:1	
Medium: HSL2450; Medium parameters used: $f = 2441 \text{ MHz}$ ; $\sigma = 1.786 \text{ S/m}$ ; $\epsilon_r = 39.733$ ; $\rho = 1000 \text{ kg/m}^3$	
Phantom section: Left Section	
DASY 5 Configuration:	
<ul style="list-style-type: none"> <li>• Probe: EX3DV4 - SN3708; ConvF(7.48, 7.48, 7.48) @ 2441MHz; Calibrated: 2020-10-30</li> <li>• Sensor-Surface: 1.4mm (Mechanical Surface Detection)</li> <li>• Electronics: DAE4 Sn546; Calibrated: 2020-11-11</li> <li>• Phantom: Twin-SAM 1560; Type: QD 000 P40 CD; Serial: 1559</li> <li>• Measurement SW: DASY52, Version 52.10 (4); SEMCAD X Version 14.6.14(7483)</li> </ul>	
<p><b>Configuration/Head/Area Scan (9x17x1):</b> Measurement grid: <math>dx=12\text{mm}</math>, <math>dy=12\text{mm}</math>            Maximum value of SAR (measured) = 0.215 W/kg</p> <p><b>Configuration/Head/Zoom Scan (7x7x7)/Cube 0:</b> Measurement grid: <math>dx=5\text{mm}</math>, <math>dy=5\text{mm}</math>, <math>dz=5\text{mm}</math>            Reference Value = 4.572 V/m; Power Drift = -0.02 dB            Peak SAR (extrapolated) = 0.327 W/kg  <b>SAR(1 g) = 0.132 W/kg; SAR(10 g) = 0.061 W/kg</b>            Smallest distance from peaks to all points 3 dB below = 6 mm            Ratio of SAR at M2 to SAR at M1 = 44.6%            Maximum value of SAR (measured) = 0.261 W/kg</p>	
	



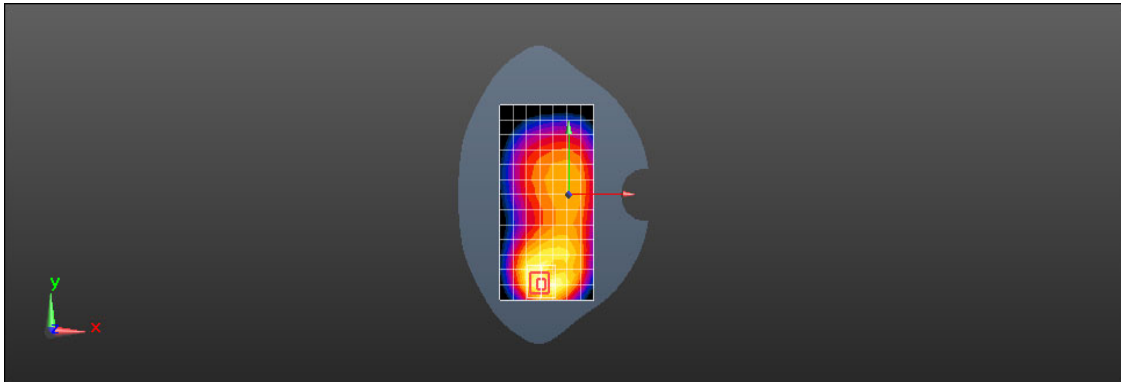
**WIFI 2.4GHz**

Head	Left Tilted
Date: 2021-09-01	
Communication System: UID 0, WI-FI(2.4GHz) (0); Frequency: 2437 MHz;Duty Cycle: 1:1	
Medium: HSL2450;Medium parameters used: f = 2437 MHz; $\sigma = 1.781$ S/m; $\epsilon_r = 39.754$ ; $\rho = 1000$ kg/m <sup>3</sup>	
Phantom section: Left Section	
DASY 5 Configuration:	
<ul style="list-style-type: none"> <li>• Probe: EX3DV4 - SN3708; ConvF(7.48, 7.48, 7.48) @ 2437MHz; Calibrated: 2020-10-30</li> <li>• Sensor-Surface: 1.4mm (Mechanical Surface Detection)</li> <li>• Electronics: DAE4 Sn546; Calibrated: 2020-11-11</li> <li>• Phantom: Twin-SAM 1560; Type: QD 000 P40 CD; Serial: 1559</li> <li>• Measurement SW: DASY52, Version 52.10 (4); SEMCAD X Version 14.6.14(7483)</li> </ul>	
<p><b>Configuration/Head/Area Scan (9x18x1):</b> Measurement grid: dx=12mm, dy=12mm Maximum value of SAR (measured) = 0.360 W/kg</p>	
<p><b>Configuration/Head/Zoom Scan (7x7x7)/Cube 0:</b> Measurement grid: dx=5mm, dy=5mm, dz=5mm</p>	
Reference Value = 5.982 V/m; Power Drift = -0.09 dB	
Peak SAR (extrapolated) = 0.522 W/kg	
<b>SAR(1 g) = 0.228 W/kg; SAR(10 g) = 0.103 W/kg</b>	
Smallest distance from peaks to all points 3 dB below = 6.7 mm	
Ratio of SAR at M2 to SAR at M1 = 47.1%	
Maximum value of SAR (measured) = 0.390 W/kg	
	

**WIFI 5GHz UNII-2A**

Head	Left Tilted
Date: 2021-09-02	
Communication System: UID 0, WI-FI(5GHz) (0); Frequency: 5320 MHz;Duty Cycle: 1:1	
Medium: HSL5G;Medium parameters used: f = 5320 MHz; $\sigma = 4.859$ S/m; $\epsilon_r = 36.225$ ; $\rho = 1000$ kg/m <sup>3</sup>	
Phantom section: Left Section	
DASY 5 Configuration:	
<ul style="list-style-type: none"> <li>• Probe: EX3DV4 - SN3708; ConvF(5.43, 5.43, 5.43) @ 5320 MHz; Calibrated: 2020-10-30</li> <li>• Sensor-Surface: 1.4mm (Mechanical Surface Detection)</li> <li>• Electronics: DAE4 Sn546; Calibrated: 2020-11-11</li> <li>• Phantom: Twin-SAM 1560; Type: QD 000 P40 CD; Serial: 1559</li> <li>• Measurement SW: DASY52, Version 52.10 (4); SEMCAD X Version 14.6.14(7483)</li> </ul>	
<p><b>Configuration/Head/Area Scan (11x21x1):</b> Measurement grid: dx=10mm, dy=10mm Maximum value of SAR (measured) = 1.22 W/kg</p> <p><b>Configuration/Head/Zoom Scan (7x7x12)/Cube 0:</b> Measurement grid: dx=4mm, dy=4mm, dz=2mm Reference Value = 4.628 V/m; Power Drift = 0.17 dB Peak SAR (extrapolated) = 2.54 W/kg <b>SAR(1 g) = 0.541 W/kg; SAR(10 g) = 0.163 W/kg</b> Smallest distance from peaks to all points 3 dB below = 4.7 mm Ratio of SAR at M2 to SAR at M1 = 55.6% Maximum value of SAR (measured) = 1.43 W/kg</p>	
	

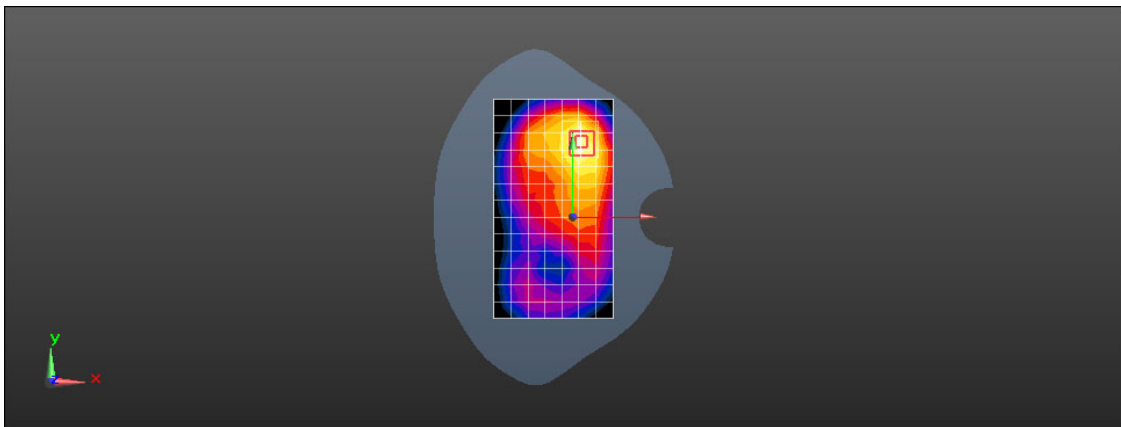
**GSM850**

Body-worn	Front
Date: 2021-09-01	
Communication System: UID 0, GSM Only Communication System (0); Frequency: 836.6 MHz; Duty Cycle: 1:8.30042	
Medium: HSL835; Medium parameters used: $f = 837$ MHz; $\sigma = 0.906$ S/m; $\epsilon_r = 40.455$ ; $\rho = 1000$ kg/m <sup>3</sup>	
Phantom section: Flat Section	
DASY 5 Configuration:	
<ul style="list-style-type: none"> <li>Probe: EX3DV4 - SN3708; ConvF(9.39, 9.39, 9.39) @ 837MHz; Calibrated: 2020-10-30</li> <li>Sensor-Surface: 1.4mm (Mechanical Surface Detection)</li> <li>Electronics: DAE4 Sn546; Calibrated: 2020-11-11</li> <li>Phantom: Twin-SAM 1560; Type: QD 000 P40 CD; Serial: 1559</li> <li>Measurement SW: DASY52, Version 52.10 (4); SEMCAD X Version 14.6.14(7483)</li> </ul>	
<p><b>Configuration/Body/Area Scan (8x14x1):</b> Measurement grid: dx=15mm, dy=15mm Maximum value of SAR (measured) = 0.504 W/kg</p> <p><b>Configuration/Body/Zoom Scan (5x5x7)/Cube 0:</b> Measurement grid: dx=8mm, dy=8mm, dz=5mm Reference Value = 14.18 V/m; Power Drift = 0.03 dB Peak SAR (extrapolated) = 0.604 W/kg <b>SAR(1 g) = 0.343 W/kg; SAR(10 g) = 0.203 W/kg</b> Smallest distance from peaks to all points 3 dB below = 12.5 mm Ratio of SAR at M2 to SAR at M1 = 56.1% Maximum value of SAR (measured) = 0.499 W/kg</p>	
	

**GSM1900**

Body-worn	Back
<p style="text-align: right;">Date: 2021-09-01</p> <p>Communication System: UID 0, GSM Only Communication System (0); Frequency: 1880 MHz; Duty Cycle: 1:8.30042</p> <p>Medium: HSL1900; Medium parameters used: <math>f = 1880</math> MHz; <math>\sigma = 1.378</math> S/m; <math>\epsilon_r = 38.861</math>; <math>\rho = 1000</math> kg/m<sup>3</sup></p> <p>Phantom section: Flat Section</p> <p>DASY 5 Configuration:</p> <ul style="list-style-type: none"> <li>Probe: EX3DV4 - SN3708; ConvF(8.27, 8.27, 8.27) @ 1880MHz; Calibrated: 2020-10-30</li> <li>Sensor-Surface: 1.4mm (Mechanical Surface Detection)</li> <li>Electronics: DAE4 Sn546; Calibrated: 2020-11-11</li> <li>Phantom: Twin-SAM 1560; Type: QD 000 P40 CD; Serial: 1559</li> <li>Measurement SW: DASY52, Version 52.10 (4); SEMCAD X Version 14.6.14(7483)</li> </ul> <p><b>Configuration/Body/Area Scan (8x14x1):</b> Measurement grid: dx=15mm, dy=15mm Maximum value of SAR (measured) = 0.786 W/kg</p> <p><b>Configuration/Body/Zoom Scan (5x5x7)/Cube 0:</b> Measurement grid: dx=8mm, dy=8mm, dz=5mm Reference Value = 14.76 V/m; Power Drift = -0.05 dB Peak SAR (extrapolated) = 0.977 W/kg <b>SAR(1 g) = 0.541 W/kg; SAR(10 g) = 0.319 W/kg</b> Smallest distance from peaks to all points 3 dB below = 4.8 mm Ratio of SAR at M2 to SAR at M1 = 59.7% Maximum value of SAR (measured) = 0.807 W/kg</p> 	

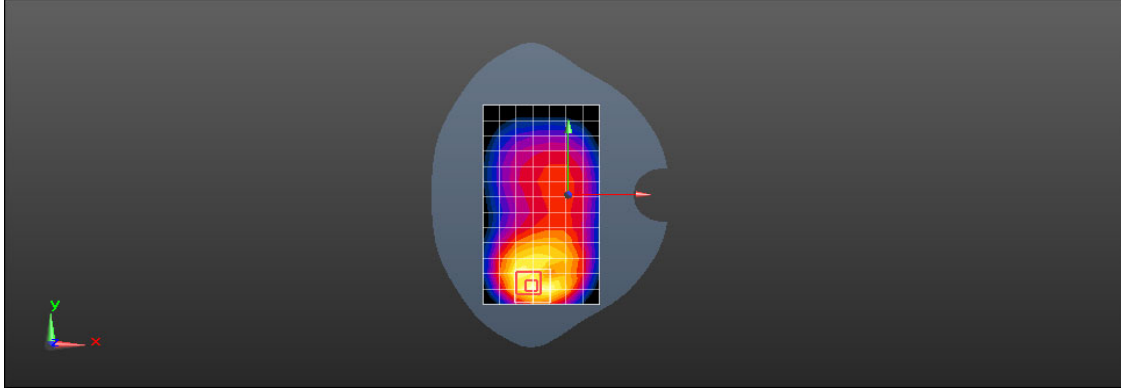
**WCDMA Band II**

Body-worn	Back
<p style="text-align: right;">Date: 2021-09-01</p> <p>Communication System: UID 0, WCDMA (0); Frequency: 1852.4 MHz; Duty Cycle: 1:1</p> <p>Medium: HSL1900; Medium parameters used: <math>f = 1852.4 \text{ MHz}</math>; <math>\sigma = 1.362 \text{ S/m}</math>; <math>\epsilon_r = 38.966</math>; <math>\rho = 1000 \text{ kg/m}^3</math></p> <p>Phantom section: Flat Section</p> <p>DASY 5 Configuration:</p> <ul style="list-style-type: none"> <li>• Probe: EX3DV4 - SN3708; ConvF(8.27, 8.27, 8.27) @ 1852.4MHz; Calibrated: 2020-10-30</li> <li>• Sensor-Surface: 1.4mm (Mechanical Surface Detection)</li> <li>• Electronics: DAE4 Sn546; Calibrated: 2020-11-11</li> <li>• Phantom: Twin-SAM 1560; Type: QD 000 P40 CD; Serial: 1559</li> <li>• Measurement SW: DASY52, Version 52.10 (4); SEMCAD X Version 14.6.14(7483)</li> </ul> <p><b>Configuration/Body/Area Scan (8x14x1):</b> Measurement grid: dx=15mm, dy=15mm Maximum value of SAR (measured) = 0.956 W/kg</p> <p><b>Configuration/Body/Zoom Scan (5x5x7)/Cube 0:</b> Measurement grid: dx=8mm, dy=8mm, dz=5mm Reference Value = 10.38 V/m; Power Drift = -0.06 dB Peak SAR (extrapolated) = 1.23 W/kg <b>SAR(1 g) = 0.726 W/kg; SAR(10 g) = 0.416 W/kg</b> Smallest distance from peaks to all points 3 dB below = 14.3 mm Ratio of SAR at M2 to SAR at M1 = 59.4% Maximum value of SAR (measured) = 1.05 W/kg</p> 	

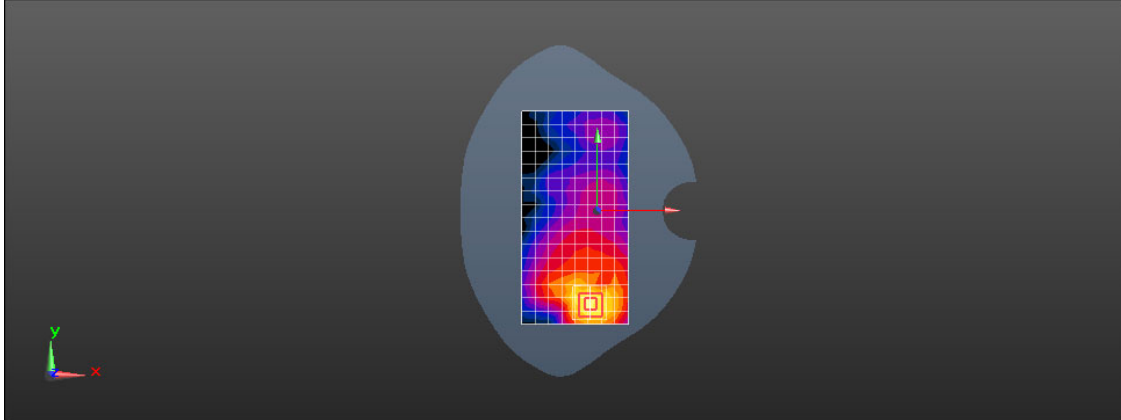
**WCDMA Band V**

Body-worn	Front
<p style="text-align: right;">Date: 2021-09-01</p> <p>Communication System: UID 0, WCDMA (0); Frequency: 836.4 MHz; Duty Cycle: 1:1</p> <p>Medium: HSL835; Medium parameters used: <math>f = 836.4</math> MHz; <math>\sigma = 0.903</math> S/m; <math>\epsilon_r = 40.47</math>; <math>\rho = 1000</math> kg/m<sup>3</sup></p> <p>Phantom section: Flat Section</p> <p>DASY 5 Configuration:</p> <ul style="list-style-type: none"> <li>• Probe: EX3DV4 - SN3708; ConvF(9.39, 9.39, 9.39) @ 836.4MHz; Calibrated: 2020-10-30</li> <li>• Sensor-Surface: 1.4mm (Mechanical Surface Detection)</li> <li>• Electronics: DAE4 Sn546; Calibrated: 2020-11-11</li> <li>• Phantom: Twin-SAM 1560; Type: QD 000 P40 CD; Serial: 1559</li> <li>• Measurement SW: DASY52, Version 52.10 (4); SEMCAD X Version 14.6.14(7483)</li> </ul> <p><b>Configuration/Body/Area Scan (8x14x1):</b> Measurement grid: dx=15mm, dy=15mm Maximum value of SAR (measured) = 0.419 W/kg</p> <p><b>Configuration/Body/Zoom Scan (5x5x7)/Cube 0:</b> Measurement grid: dx=8mm, dy=8mm, dz=5mm Reference Value = 11.65 V/m; Power Drift = -0.06 dB Peak SAR (extrapolated) = 0.588 W/kg <b>SAR(1 g) = 0.319 W/kg; SAR(10 g) = 0.186 W/kg</b> Smallest distance from peaks to all points 3 dB below = 11.2 mm Ratio of SAR at M2 to SAR at M1 = 55.3% Maximum value of SAR (measured) = 0.474 W/kg</p> <div data-bbox="236 1503 1362 1921" style="text-align: center;"> </div>	

**LTE Band 5**

Body-worn	Front
Date: 2021-09-01	
Communication System: UID 0, LTE-FDD BW 10MHZ (0); Frequency: 836.5 MHz;Duty Cycle: 1:1	
Medium: HSL835;Medium parameters used: f = 836.5 MHz; $\sigma = 0.904$ S/m; $\epsilon_r = 40.467$ ; $\rho = 1000$ kg/m <sup>3</sup>	
Phantom section: Flat Section	
DASY 5 Configuration:	
<ul style="list-style-type: none"> <li>• Probe: EX3DV4 - SN3708; ConvF(9.39, 9.39, 9.39) @ 836.5MHz; Calibrated: 2020-10-30</li> <li>• Sensor-Surface: 1.4mm (Mechanical Surface Detection)</li> <li>• Electronics: DAE4 Sn546; Calibrated: 2020-11-11</li> <li>• Phantom: Twin-SAM 1560; Type: QD 000 P40 CD; Serial: 1559</li> <li>• Measurement SW: DASY52, Version 52.10 (4); SEMCAD X Version 14.6.14(7483)</li> </ul>	
<p><b>Configuration/Body/Area Scan (8x14x1):</b> Measurement grid: dx=15mm, dy=15mm Maximum value of SAR (measured) = 0.450 W/kg</p> <p><b>Configuration/Body/Zoom Scan (5x5x7)/Cube 0:</b> Measurement grid: dx=8mm, dy=8mm, dz=5mm Reference Value = 10.25 V/m; Power Drift = -0.00 dB Peak SAR (extrapolated) = 0.579 W/kg <b>SAR(1 g) = 0.313 W/kg; SAR(10 g) = 0.182 W/kg</b> Smallest distance from peaks to all points 3 dB below = 11.3 mm Ratio of SAR at M2 to SAR at M1 = 54.2% Maximum value of SAR (measured) = 0.482 W/kg</p>	
	

**LTE Band 7**

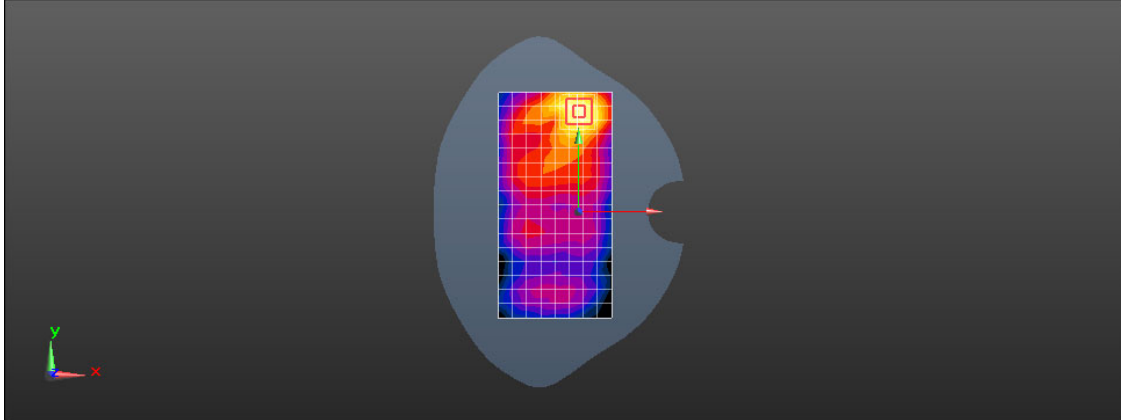
Body-worn	Front
<p style="text-align: right;">Date: 2021-09-01</p> <p>Communication System: UID 0, LTE-FDD BW 20MHz (0); Frequency: 2560 MHz;Duty Cycle: 1:1</p> <p>Medium: HSL2600;Medium parameters used: f = 2560 MHz; <math>\sigma = 1.889</math> S/m; <math>\epsilon_r = 37.792</math>; <math>\rho = 1000</math> kg/m<sup>3</sup></p> <p>Phantom section: Flat Section</p> <p>DASY 5 Configuration:</p> <ul style="list-style-type: none"> <li>Probe: EX3DV4 - SN3708; ConvF(7.37, 7.37, 7.37) @ 2560MHz; Calibrated: 2020-10-30</li> <li>Sensor-Surface: 1.4mm (Mechanical Surface Detection)</li> <li>Electronics: DAE4 Sn546; Calibrated: 2020-11-11</li> <li>Phantom: Twin-SAM 1560; Type: QD 000 P40 CD; Serial: 1559</li> <li>Measurement SW: DASY52, Version 52.10 (4); SEMCAD X Version 14.6.14(7483)</li> </ul> <p><b>Configuration/Body/Area Scan (9x17x1):</b> Measurement grid: dx=12mm, dy=12mm Maximum value of SAR (measured) = 0.746 W/kg</p> <p><b>Configuration/Body/Zoom Scan (7x7x7)/Cube 0:</b> Measurement grid: dx=5mm, dy=5mm, dz=5mm Reference Value = 3.649 V/m; Power Drift = 0.02 dB Peak SAR (extrapolated) = 1.57 W/kg <b>SAR(1 g) = 0.779 W/kg; SAR(10 g) = 0.351 W/kg</b> Smallest distance from peaks to all points 3 dB below = 7.6 mm Ratio of SAR at M2 to SAR at M1 = 51.1% Maximum value of SAR (measured) = 1.28 W/kg</p> 	



**LTE Band 38**

Body-worn	Back
<p style="text-align: right;">Date: 2021-09-01</p> <p>Communication System: UID 0, LTE-TDD BW 20MHz (0); Frequency: 2595 MHz;Duty Cycle: 1:1.57906</p> <p>Medium: HSL2600;Medium parameters used: f = 2595 MHz; <math>\sigma = 1.933</math> S/m; <math>\epsilon_r = 37.756</math>; <math>\rho = 1000</math> kg/m<sup>3</sup></p> <p>Phantom section: Flat Section</p> <p>DASY 5 Configuration:</p> <ul style="list-style-type: none"> <li>• Probe: EX3DV4 - SN3708; ConvF(7.37, 7.37, 7.37) @ 2595MHz; Calibrated: 2020-10-30</li> <li>• Sensor-Surface: 1.4mm (Mechanical Surface Detection)</li> <li>• Electronics: DAE4 Sn546; Calibrated: 2020-11-11</li> <li>• Phantom: Twin-SAM 1560; Type: QD 000 P40 CD; Serial: 1559</li> <li>• Measurement SW: DASY52, Version 52.10 (4); SEMCAD X Version 14.6.14(7483)</li> </ul> <p><b>Configuration/Body/Area Scan (9x17x1):</b> Measurement grid: dx=12mm, dy=12mm Maximum value of SAR (measured) = 0.483 W/kg</p> <p><b>Configuration/Body/Zoom Scan (7x7x7)/Cube 0:</b> Measurement grid: dx=5mm, dy=5mm, dz=5mm Reference Value = 3.400 V/m; Power Drift = 0.12 dB Peak SAR (extrapolated) = 0.700 W/kg <b>SAR(1 g) = 0.361 W/kg; SAR(10 g) = 0.185 W/kg</b> Smallest distance from peaks to all points 3 dB below = 11.7 mm Ratio of SAR at M2 to SAR at M1 = 53.2% Maximum value of SAR (measured) = 0.583 W/kg</p> <div data-bbox="236 1498 1362 1921" style="text-align: center;"> </div>	

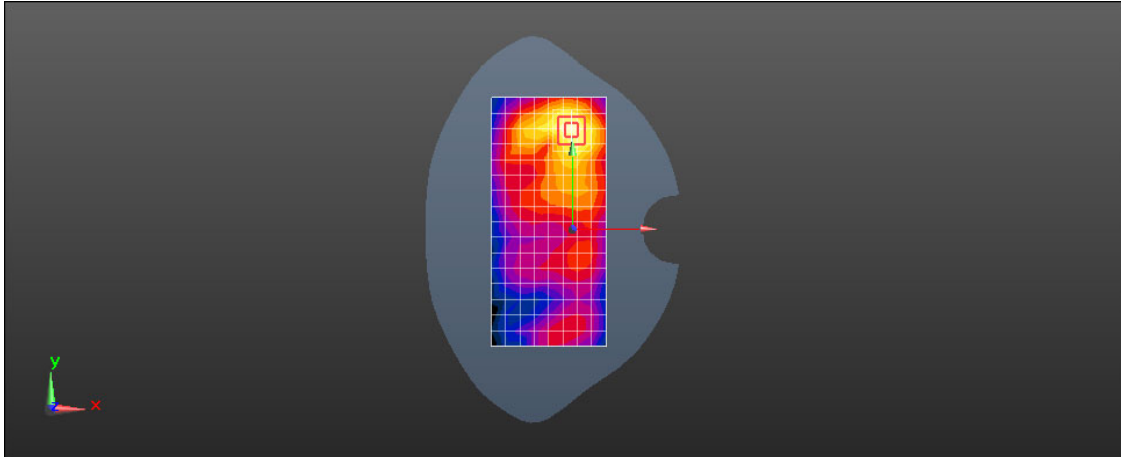
**LTE Band 41**

Body-worn	Back
<p style="text-align: right;">Date: 2021-09-01</p> <p>Communication System: UID 0, LTE-TDD BW 20MHz (0); Frequency: 2593 MHz;Duty Cycle: 1:1.57906</p> <p>Medium: HSL2600;Medium parameters used: f = 2593 MHz; <math>\sigma = 1.934</math> S/m; <math>\epsilon_r = 37.678</math>; <math>\rho = 1000</math> kg/m<sup>3</sup></p> <p>Phantom section: Flat Section</p> <p>DASY 5 Configuration:</p> <ul style="list-style-type: none"> <li>Probe: EX3DV4 - SN3708; ConvF(7.37, 7.37, 7.37) @ 2593MHz; Calibrated: 2020-10-30</li> <li>Sensor-Surface: 1.4mm (Mechanical Surface Detection)</li> <li>Electronics: DAE4 Sn546; Calibrated: 2020-11-11</li> <li>Phantom: Twin-SAM 1560; Type: QD 000 P40 CD; Serial: 1559</li> <li>Measurement SW: DASY52, Version 52.10 (4); SEMCAD X Version 14.6.14(7483)</li> </ul> <p><b>Configuration/Body/Area Scan (9x17x1):</b> Measurement grid: dx=12mm, dy=12mm Maximum value of SAR (measured) = 0.475 W/kg</p> <p><b>Configuration/Body/Zoom Scan (7x7x7)/Cube 0:</b> Measurement grid: dx=5mm, dy=5mm, dz=5mm Reference Value = 3.373 V/m; Power Drift = -0.14 dB Peak SAR (extrapolated) = 0.694 W/kg <b>SAR(1 g) = 0.361 W/kg; SAR(10 g) = 0.184 W/kg</b> Smallest distance from peaks to all points 3 dB below = 11.7 mm Ratio of SAR at M2 to SAR at M1 = 53.1% Maximum value of SAR (measured) = 0.574 W/kg</p> 	

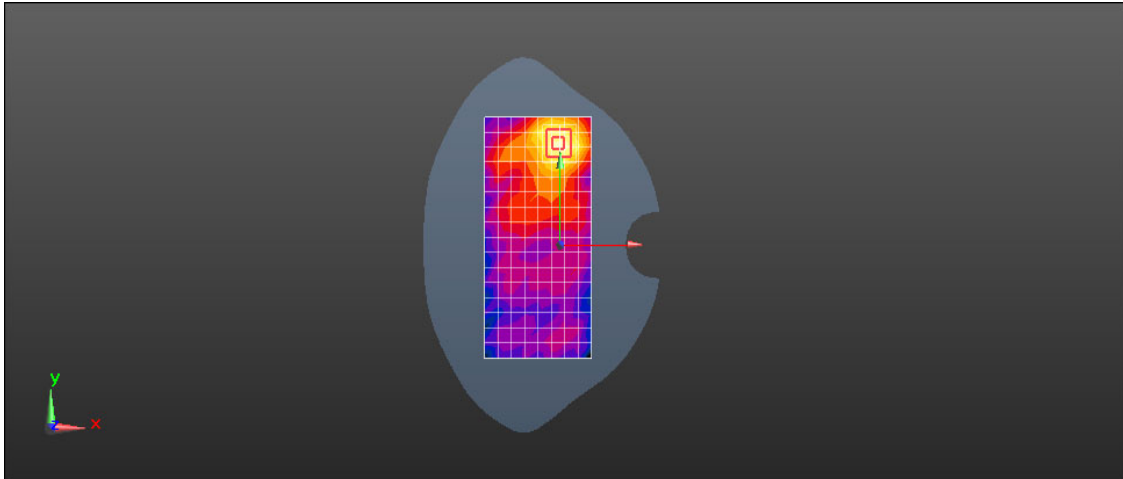
**NR N5**

Body-worn	Back
<p style="text-align: right;">Date: 2021-09-01</p> <p>Communication System: UID 0, NR (0); Frequency: 836.5 MHz; Duty Cycle: 1:1</p> <p>Medium: HSL835; Medium parameters used: <math>f = 836.5</math> MHz; <math>\sigma = 0.904</math> S/m; <math>\epsilon_r = 40.467</math>; <math>\rho = 1000</math> kg/m<sup>3</sup></p> <p>Phantom section: Flat Section</p> <p>DASY 5 Configuration:</p> <ul style="list-style-type: none"> <li>Probe: EX3DV4 - SN3708; ConvF(9.39, 9.39, 9.39) @ 836.5MHz; Calibrated: 2020-10-30</li> <li>Sensor-Surface: 1.4mm (Mechanical Surface Detection)</li> <li>Electronics: DAE4 Sn546; Calibrated: 2020-11-11</li> <li>Phantom: Twin-SAM 1560; Type: QD 000 P40 CD; Serial: 1559</li> <li>Measurement SW: DASY52, Version 52.10 (4); SEMCAD X Version 14.6.14(7483)</li> </ul> <p><b>Configuration/Body/Area Scan (8x14x1):</b> Measurement grid: dx=15mm, dy=15mm Maximum value of SAR (measured) = 0.349 W/kg</p> <p><b>Configuration/Body/Zoom Scan (5x5x7)/Cube 0:</b> Measurement grid: dx=8mm, dy=8mm, dz=5mm Reference Value = 10.20 V/m; Power Drift = 0.03 dB Peak SAR (extrapolated) = 0.458 W/kg <b>SAR(1 g) = 0.241 W/kg; SAR(10 g) = 0.147 W/kg</b> Smallest distance from peaks to all points 3 dB below = 13.7 mm Ratio of SAR at M2 to SAR at M1 = 55.2% Maximum value of SAR (measured) = 0.381 W/kg</p> <div data-bbox="236 1498 1362 1921" style="text-align: center;"> </div>	

**NR N7**

Body-worn	Back
<p style="text-align: right;">Date: 2021-09-01</p> <p>Communication System: UID 0, NR (0); Frequency: 2535 MHz;Duty Cycle: 1:1</p> <p>Medium: HSL2600;Medium parameters used: <math>f = 2535</math> MHz; <math>\sigma = 1.868</math> S/m; <math>\epsilon_r = 37.872</math>; <math>\rho = 1000</math> kg/m<sup>3</sup></p> <p>Phantom section: Flat Section</p> <p>DASY 5 Configuration:</p> <ul style="list-style-type: none"> <li>• Probe: EX3DV4 - SN3708; ConvF(7.37, 7.37, 7.37) @ 2535MHz; Calibrated: 2020-10-30</li> <li>• Sensor-Surface: 1.4mm (Mechanical Surface Detection)</li> <li>• Electronics: DAE4 Sn546; Calibrated: 2020-11-11</li> <li>• Phantom: Twin-SAM 1560; Type: QD 000 P40 CD; Serial: 1559</li> <li>• Measurement SW: DASY52, Version 52.10 (4); SEMCAD X Version 14.6.14(7483)</li> </ul> <p><b>Configuration/Body/Area Scan (9x17x1):</b> Measurement grid: dx=12mm, dy=12mm Maximum value of SAR (measured) = 0.642 W/kg</p> <p><b>Configuration/Body/Zoom Scan (5x5x7)/Cube 0:</b> Measurement grid: dx=8mm, dy=8mm, dz=5mm Reference Value = 3.869 V/m; Power Drift = -0.10 dB Peak SAR (extrapolated) = 0.868 W/kg <b>SAR(1 g) = 0.454 W/kg; SAR(10 g) = 0.227 W/kg</b> Smallest distance from peaks to all points 3 dB below = 10.2 mm Ratio of SAR at M2 to SAR at M1 = 52.9% Maximum value of SAR (measured) = 0.720 W/kg</p> 	

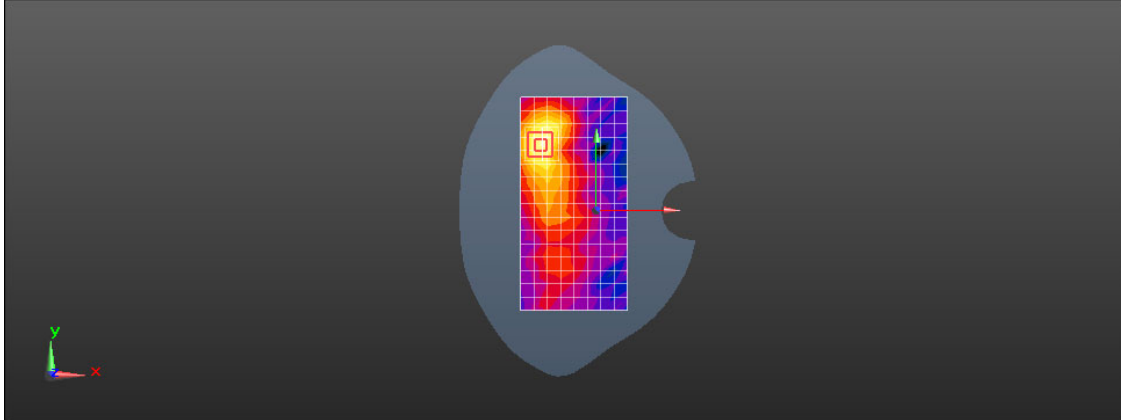
**NR N38**

Body-worn	Back
<p style="text-align: right;">Date: 2021-09-01</p> <p>Communication System: UID 0, NR (0); Frequency: 2595 MHz;Duty Cycle: 1:1</p> <p>Medium: HSL2600;Medium parameters used: f = 2595 MHz; <math>\sigma = 1.933</math> S/m; <math>\epsilon_r = 37.756</math>; <math>\rho = 1000</math> kg/m<sup>3</sup></p> <p>Phantom section: Flat Section</p> <p>DASY 5 Configuration:</p> <ul style="list-style-type: none"> <li>• Probe: EX3DV4 - SN3708; ConvF(7.37, 7.37, 7.37) @ 2595MHz; Calibrated: 2020-10-30</li> <li>• Sensor-Surface: 1.4mm (Mechanical Surface Detection)</li> <li>• Electronics: DAE4 Sn546; Calibrated: 2020-11-11</li> <li>• Phantom: Twin-SAM 1560; Type: QD 000 P40 CD; Serial: 1559</li> <li>• Measurement SW: DASY52, Version 52.10 (4); SEMCAD X Version 14.6.14(7483)</li> </ul> <p><b>Configuration/Body/Area Scan (9x17x1):</b> Measurement grid: dx=12mm, dy=12mm                      Maximum value of SAR (measured) = 0.178 W/kg</p> <p><b>Configuration/Body/Zoom Scan (7x7x7)/Cube 0:</b> Measurement grid: dx=5mm, dy=5mm, dz=5mm                      Reference Value = 1.691 V/m; Power Drift = -0.15 dB                      Peak SAR (extrapolated) = 0.239 W/kg  <b>SAR(1 g) = 0.125 W/kg; SAR(10 g) = 0.062 W/kg</b>                      Smallest distance from peaks to all points 3 dB below = 11.2 mm                      Ratio of SAR at M2 to SAR at M1 = 52.3%                      Maximum value of SAR (measured) = 0.197 W/kg</p> 	

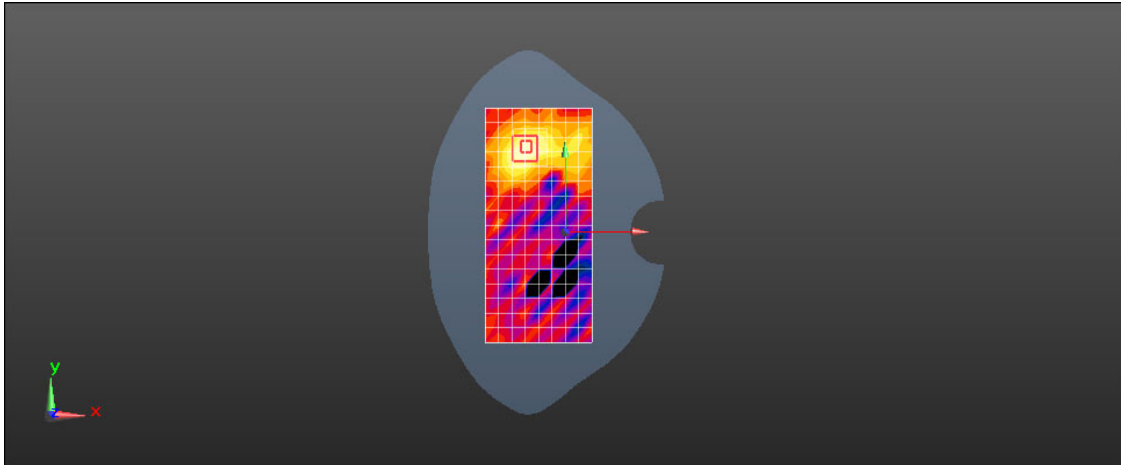
**NR N41**

Body-worn	Back
<p style="text-align: right;">Date: 2021-09-01</p> <p>Communication System: UID 0, NR (0); Frequency: 2640 MHz;Duty Cycle: 1:1</p> <p>Medium: HSL2600;Medium parameters used: f = 2640 MHz; <math>\sigma = 1.982</math> S/m; <math>\epsilon_r = 37.507</math>; <math>\rho = 1000</math> kg/m<sup>3</sup></p> <p>Phantom section: Flat Section</p> <p>DASY 5 Configuration:</p> <ul style="list-style-type: none"> <li>• Probe: EX3DV4 - SN3708; ConvF(7.37, 7.37, 7.37) @ 2640MHz; Calibrated: 2020-10-30</li> <li>• Sensor-Surface: 1.4mm (Mechanical Surface Detection)</li> <li>• Electronics: DAE4 Sn546; Calibrated: 2020-11-11</li> <li>• Phantom: Twin-SAM 1560; Type: QD 000 P40 CD; Serial: 1559</li> <li>• Measurement SW: DASY52, Version 52.10 (4); SEMCAD X Version 14.6.14(7483)</li> </ul> <p><b>Configuration/Body/Area Scan (9x17x1):</b> Measurement grid: dx=12mm, dy=12mm Maximum value of SAR (measured) = 0.171 W/kg</p> <p><b>Configuration/Body/Zoom Scan (7x7x7)/Cube 0:</b> Measurement grid: dx=5mm, dy=5mm, dz=5mm</p> <p>Reference Value = 1.609 V/m; Power Drift = -0.04 dB</p> <p>Peak SAR (extrapolated) = 0.231 W/kg</p> <p><b>SAR(1 g) = 0.110 W/kg; SAR(10 g) = 0.060 W/kg</b></p> <p>Smallest distance from peaks to all points 3 dB below = 10.6 mm</p> <p>Ratio of SAR at M2 to SAR at M1 = 52.3%</p> <p>Maximum value of SAR (measured) = 0.188 W/kg</p> <div data-bbox="236 1451 1362 1928" data-label="Figure"> </div>	

**NR N78**

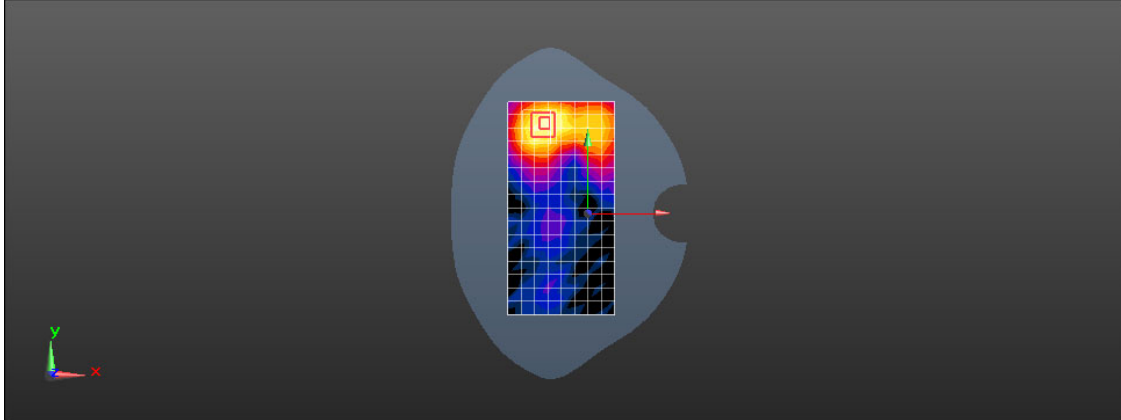
Body-worn	Back
<p style="text-align: right;">Date: 2021-09-02</p> <p>Communication System: UID 0, NR (0); Frequency: 3500 MHz;Duty Cycle: 1:1</p> <p>Medium: HSL3500;Medium parameters used: f = 3500 MHz; <math>\sigma = 2.96</math> S/m; <math>\epsilon_r = 38.257</math>; <math>\rho = 1000</math> kg/m<sup>3</sup></p> <p>Phantom section: Flat Section</p> <p>DASY 5 Configuration:</p> <ul style="list-style-type: none"> <li>Probe: EX3DV4 - SN3708; ConvF(6.78, 6.78, 6.78) @ 3500MHz; Calibrated: 2020-10-30</li> <li>Sensor-Surface: 1.4mm (Mechanical Surface Detection)</li> <li>Electronics: DAE4 Sn546; Calibrated: 2020-11-11</li> <li>Phantom: Twin-SAM 1560; Type: QD 000 P40 CD; Serial: 1559</li> <li>Measurement SW: DASY52, Version 52.10 (4); SEMCAD X Version 14.6.14(7483)</li> </ul> <p><b>Configuration/Body/Area Scan (9x17x1):</b> Measurement grid: dx=12mm, dy=12mm Maximum value of SAR (measured) = 0.311 W/kg</p> <p><b>Configuration/Body/Zoom Scan (7x7x7)/Cube 0:</b> Measurement grid: dx=5mm, dy=5mm, dz=5mm Reference Value = 2.576 V/m; Power Drift = 0.04 dB Peak SAR (extrapolated) = 0.543 W/kg <b>SAR(1 g) = 0.216 W/kg; SAR(10 g) = 0.096 W/kg</b> Smallest distance from peaks to all points 3 dB below = 8 mm Ratio of SAR at M2 to SAR at M1 = 43.5% Maximum value of SAR (measured) = 0.422 W/kg</p> 	

**Bluetooth**

Body-worn	Back
<p style="text-align: right;">Date: 2021-09-01</p> <p>Communication System: UID 0, Bluetooth (0); Frequency: 2441 MHz; Duty Cycle: 1:1</p> <p>Medium: HSL2450; Medium parameters used: <math>f = 2441 \text{ MHz}</math>; <math>\sigma = 1.786 \text{ S/m}</math>; <math>\epsilon_r = 39.733</math>; <math>\rho = 1000 \text{ kg/m}^3</math></p> <p>Phantom section: Flat Section</p> <p>DASY 5 Configuration:</p> <ul style="list-style-type: none"> <li>• Probe: EX3DV4 - SN3708; ConvF(7.48, 7.48, 7.48) @ 2441MHz; Calibrated: 2020-10-30</li> <li>• Sensor-Surface: 1.4mm (Mechanical Surface Detection)</li> <li>• Electronics: DAE4 Sn546; Calibrated: 2020-11-11</li> <li>• Phantom: Twin-SAM 1560; Type: QD 000 P40 CD; Serial: 1559</li> <li>• Measurement SW: DASY52, Version 52.10 (4); SEMCAD X Version 14.6.14(7483)</li> </ul> <p><b>Configuration/Body/Area Scan (9x17x1):</b> Measurement grid: <math>dx=12\text{mm}</math>, <math>dy=12\text{mm}</math> Maximum value of SAR (measured) = 0.0294 W/kg</p> <p><b>Configuration/Body/Zoom Scan (7x7x7)/Cube 0:</b> Measurement grid: <math>dx=5\text{mm}</math>, <math>dy=5\text{mm}</math>, <math>dz=5\text{mm}</math> Reference Value = 0.8660 V/m; Power Drift = 0.04 dB Peak SAR (extrapolated) = 0.0390 W/kg <b>SAR(1 g) = 0.020 W/kg; SAR(10 g) = 0.011 W/kg</b> Smallest distance from peaks to all points 3 dB below: Larger than measurement grid Ratio of SAR at M2 to SAR at M1 = 54.4% Maximum value of SAR (measured) = 0.0317 W/kg</p> 	



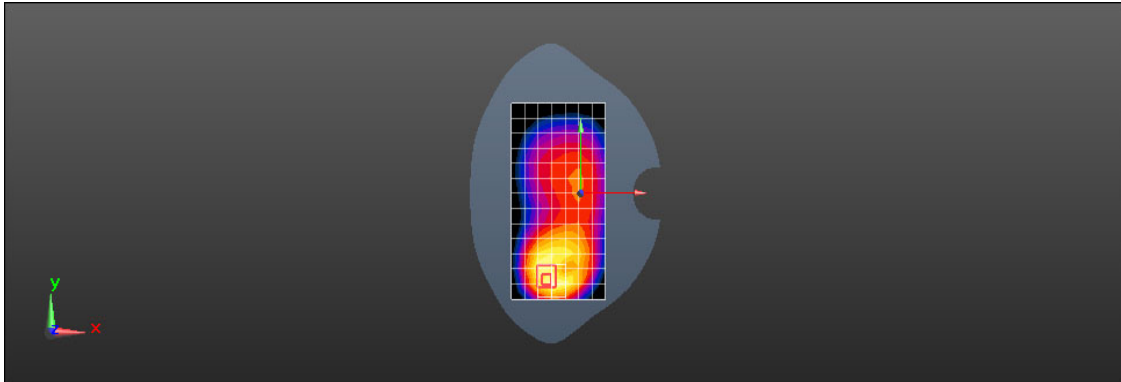
**WIFI 2.4GHz**

Body-worn	Back
<p style="text-align: right;">Date: 2021-09-01</p> <p>Communication System: UID 0, WI-FI(2.4GHz) (0); Frequency: 2437 MHz;Duty Cycle: 1:1</p> <p>Medium: HSL2450;Medium parameters used: <math>f = 2437 \text{ MHz}</math>; <math>\sigma = 1.781 \text{ S/m}</math>; <math>\epsilon_r = 39.754</math>; <math>\rho = 1000 \text{ kg/m}^3</math></p> <p>Phantom section: Flat Section</p> <p>DASY 5 Configuration:</p> <ul style="list-style-type: none"> <li>• Probe: EX3DV4 - SN3708; ConvF(7.48, 7.48, 7.48) @ 2437MHz; Calibrated: 2020-10-30</li> <li>• Sensor-Surface: 1.4mm (Mechanical Surface Detection)</li> <li>• Electronics: DAE4 Sn546; Calibrated: 2020-11-11</li> <li>• Phantom: Twin-SAM 1560; Type: QD 000 P40 CD; Serial: 1559</li> <li>• Measurement SW: DASY52, Version 52.10 (4); SEMCAD X Version 14.6.14(7483)</li> </ul> <p><b>Configuration/Body/Area Scan (9x17x1):</b> Measurement grid: dx=12mm, dy=12mm Maximum value of SAR (measured) = 0.229 W/kg</p> <p><b>Configuration/Body/Zoom Scan (7x7x7)/Cube 0:</b> Measurement grid: dx=5mm, dy=5mm, dz=5mm Reference Value = 1.342 V/m; Power Drift = -0.03 dB Peak SAR (extrapolated) = 0.355 W/kg <b>SAR(1 g) = 0.176 W/kg; SAR(10 g) = 0.090 W/kg</b> Smallest distance from peaks to all points 3 dB below = 8.1 mm Ratio of SAR at M2 to SAR at M1 = 51.2% Maximum value of SAR (measured) = 0.293 W/kg</p> 	

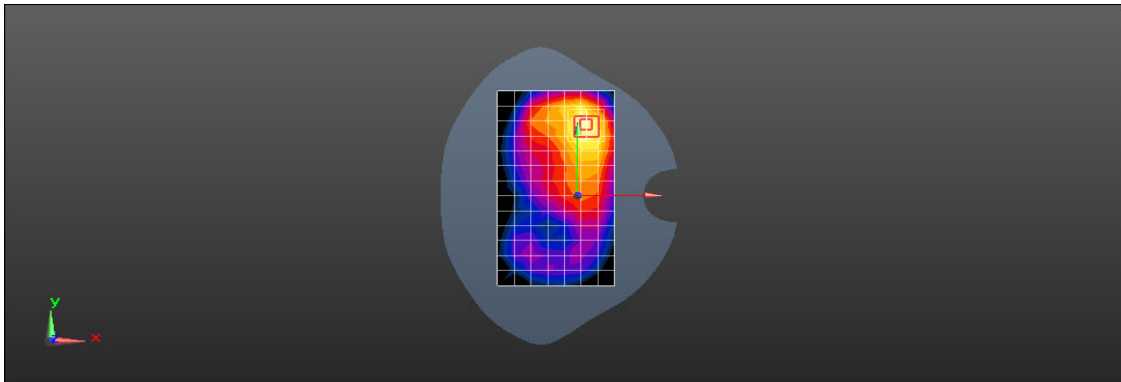
**WIFI 5GHz UNII-2A**

Body-worn	Front
<p style="text-align: right;">Date: 2021-09-02</p> <p>Communication System: UID 0, WI-FI(5GHz) (0); Frequency: 5320 MHz;Duty Cycle: 1:1</p> <p>Medium: HSL5G;Medium parameters used: f = 5320 MHz; <math>\sigma = 4.859</math> S/m; <math>\epsilon_r = 36.225</math>; <math>\rho = 1000</math> kg/m<sup>3</sup></p> <p>Phantom section: Flat Section</p> <p>DASY 5 Configuration:</p> <ul style="list-style-type: none"> <li>• Probe: EX3DV4 - SN3708; ConvF(5.43, 5.43, 5.43) @ 5320 MHz; Calibrated: 2020-10-30</li> <li>• Sensor-Surface: 1.4mm (Mechanical Surface Detection)</li> <li>• Electronics: DAE4 Sn546; Calibrated: 2020-11-11</li> <li>• Phantom: Twin-SAM 1560; Type: QD 000 P40 CD; Serial: 1559</li> <li>• Measurement SW: DASY52, Version 52.10 (4); SEMCAD X Version 14.6.14(7483)</li> </ul> <p><b>Configuration/Body/Area Scan (11x20x1):</b> Measurement grid: dx=10mm, dy=10mm Maximum value of SAR (measured) = 0.300 W/kg</p> <p><b>Configuration/Body/Zoom Scan (7x7x7)/Cube 0:</b> Measurement grid: dx=5mm, dy=5mm, dz=5mm Reference Value = 1.767 V/m; Power Drift = 0.12 dB Peak SAR (extrapolated) = 0.514 W/kg <b>SAR(1 g) = 0.147 W/kg; SAR(10 g) = 0.058 W/kg</b> Smallest distance from peaks to all points 3 dB below = 11 mm Ratio of SAR at M2 to SAR at M1 = 26% Maximum value of SAR (measured) = 0.331 W/kg</p> 	

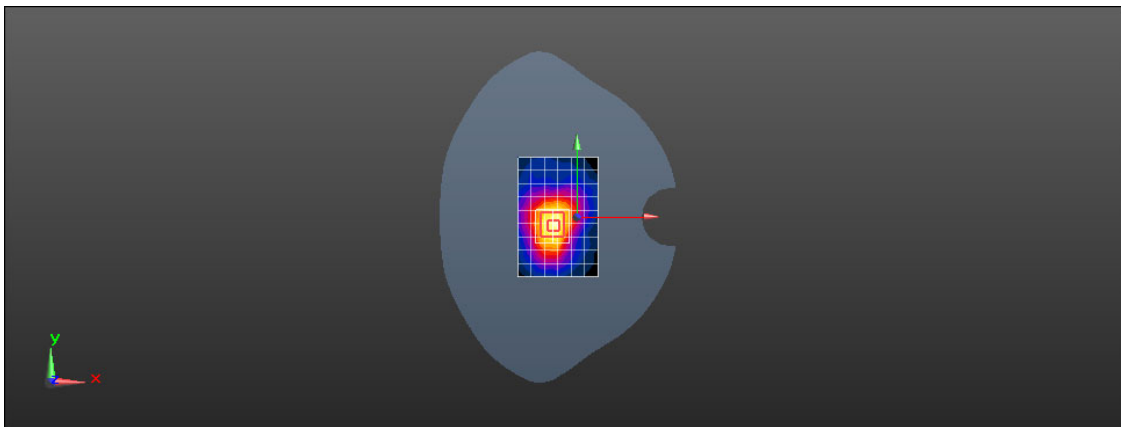
**GSM850**

Hotspot	Front
Date: 2021-09-01	
<p>Communication System: UID 0, GPRS/EGPRS Mode(2up) Communication System (0); Frequency: 848.8 MHz;Duty Cycle: 1:4.14954</p> <p>Medium: HSL835;Medium parameters used: f = 849 MHz; <math>\sigma = 0.916</math> S/m; <math>\epsilon_r = 40.33</math>; <math>\rho = 1000</math> kg/m<sup>3</sup> Phantom section: Flat Section</p> <p>DASY 5 Configuration:</p> <ul style="list-style-type: none"> <li>Probe: EX3DV4 - SN3708; ConvF(9.39, 9.39, 9.39) @ 848.8MHz; Calibrated: 2020-10-30</li> <li>Sensor-Surface: 1.4mm (Mechanical Surface Detection)</li> <li>Electronics: DAE4 Sn546; Calibrated: 2020-11-11</li> <li>Phantom: Twin-SAM 1560; Type: QD 000 P40 CD; Serial: 1559</li> <li>Measurement SW: DASY52, Version 52.10 (4); SEMCAD X Version 14.6.14(7483)</li> </ul> <p><b>Configuration/Body/Area Scan (8x14x1):</b> Measurement grid: dx=15mm, dy=15mm Maximum value of SAR (measured) = 0.712 W/kg</p> <p><b>Configuration/Body/Zoom Scan (5x5x7)/Cube 0:</b> Measurement grid: dx=8mm, dy=8mm, dz=5mm Reference Value = 13.20 V/m; Power Drift = -0.06 dB Peak SAR (extrapolated) = 0.902 W/kg <b>SAR(1 g) = 0.493 W/kg; SAR(10 g) = 0.291 W/kg</b> Smallest distance from peaks to all points 3 dB below = 11.3 mm Ratio of SAR at M2 to SAR at M1 = 53.8% Maximum value of SAR (measured) = 0.745 W/kg</p>	
	

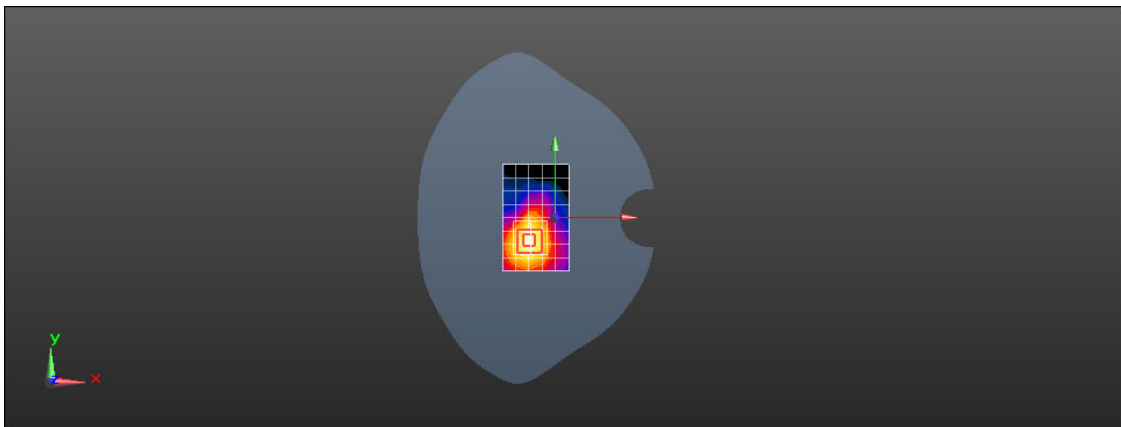
**GSM1900**

Hotspot	Back
Date: 2021-09-01	
<p>Communication System: UID 0, GPRS/EGPRS Mode(2up) Communication System (0); Frequency: 1850.2 MHz;Duty Cycle: 1:4.14954</p> <p>Medium: HSL1900;Medium parameters used: f = 1850.2 MHz; <math>\sigma = 1.359</math> S/m; <math>\epsilon_r = 38.986</math>; <math>\rho = 1000</math> kg/m<sup>3</sup> Phantom section: Flat Section</p> <p>DASY 5 Configuration:</p> <ul style="list-style-type: none"> <li>• Probe: EX3DV4 - SN3708; ConvF(8.27, 8.27, 8.27) @ 1850.2MHz; Calibrated: 2020-10-30</li> <li>• Sensor-Surface: 1.4mm (Mechanical Surface Detection)</li> <li>• Electronics: DAE4 Sn546; Calibrated: 2020-11-11</li> <li>• Phantom: Twin-SAM 1560; Type: QD 000 P40 CD; Serial: 1559</li> <li>• Measurement SW: DASY52, Version 52.10 (4); SEMCAD X Version 14.6.14(7483)</li> </ul> <p><b>Configuration/Body/Area Scan (8x14x1):</b> Measurement grid: dx=15mm, dy=15mm Maximum value of SAR (measured) = 0.538 W/kg</p> <p><b>Configuration/Body/Zoom Scan (5x5x7)/Cube 0:</b> Measurement grid: dx=8mm, dy=8mm, dz=5mm Reference Value = 7.038 V/m; Power Drift = 0.14 dB Peak SAR (extrapolated) = 0.693 W/kg <b>SAR(1 g) = 0.400 W/kg; SAR(10 g) = 0.225 W/kg</b> Smallest distance from peaks to all points 3 dB below = 12.9 mm Ratio of SAR at M2 to SAR at M1 = 57.9% Maximum value of SAR (measured) = 0.586 W/kg</p>	
	

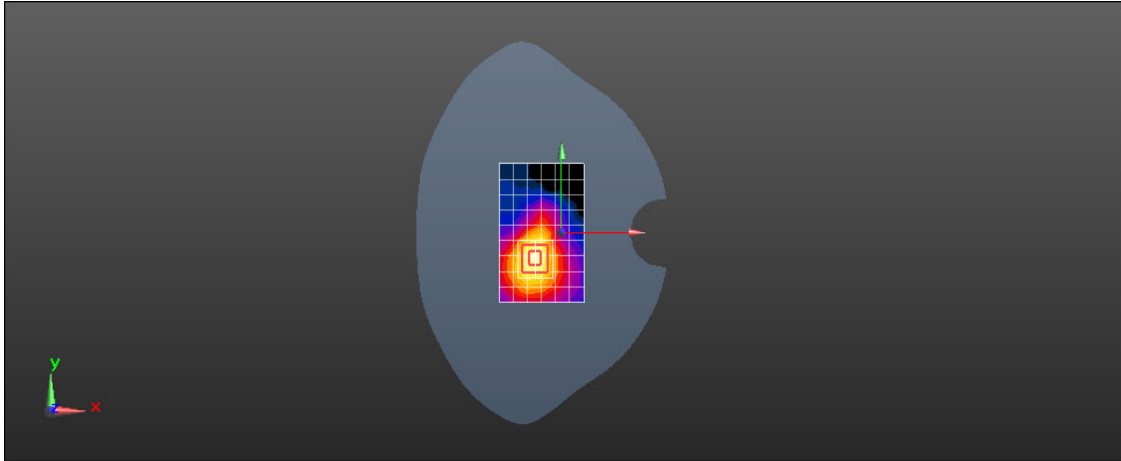
**LTE Band 7**

Hotspot	Bottom
Date: 2021-09-01	
Communication System: UID 0, LTE-FDD BW 20MHz (0); Frequency: 2560 MHz;Duty Cycle: 1:1	
Medium: HSL2600;Medium parameters used: f = 2560 MHz; $\sigma = 1.889$ S/m; $\epsilon_r = 37.792$ ; $\rho = 1000$ kg/m <sup>3</sup>	
Phantom section: Flat Section	
DASY 5 Configuration:	
<ul style="list-style-type: none"> <li>• Probe: EX3DV4 - SN3708; ConvF(7.37, 7.37, 7.37) @ 2560MHz; Calibrated: 2020-10-30</li> <li>• Sensor-Surface: 1.4mm (Mechanical Surface Detection)</li> <li>• Electronics: DAE4 Sn546; Calibrated: 2020-11-11</li> <li>• Phantom: Twin-SAM 1560; Type: QD 000 P40 CD; Serial: 1559</li> <li>• Measurement SW: DASY52, Version 52.10 (4); SEMCAD X Version 14.6.14(7483)</li> </ul>	
<p><b>Configuration/Body/Area Scan (7x10x1):</b> Measurement grid: dx=12mm, dy=12mm Maximum value of SAR (measured) = 1.18 W/kg</p> <p><b>Configuration/Body/Zoom Scan (7x7x7)/Cube 0:</b> Measurement grid: dx=5mm, dy=5mm, dz=5mm Reference Value = 19.28 V/m; Power Drift = 0.19 dB Peak SAR (extrapolated) = 1.73 W/kg <b>SAR(1 g) = 0.844 W/kg; SAR(10 g) = 0.375 W/kg</b> Smallest distance from peaks to all points 3 dB below = 8.1 mm Ratio of SAR at M2 to SAR at M1 = 50.4% Maximum value of SAR (measured) = 1.41 W/kg</p>	
	

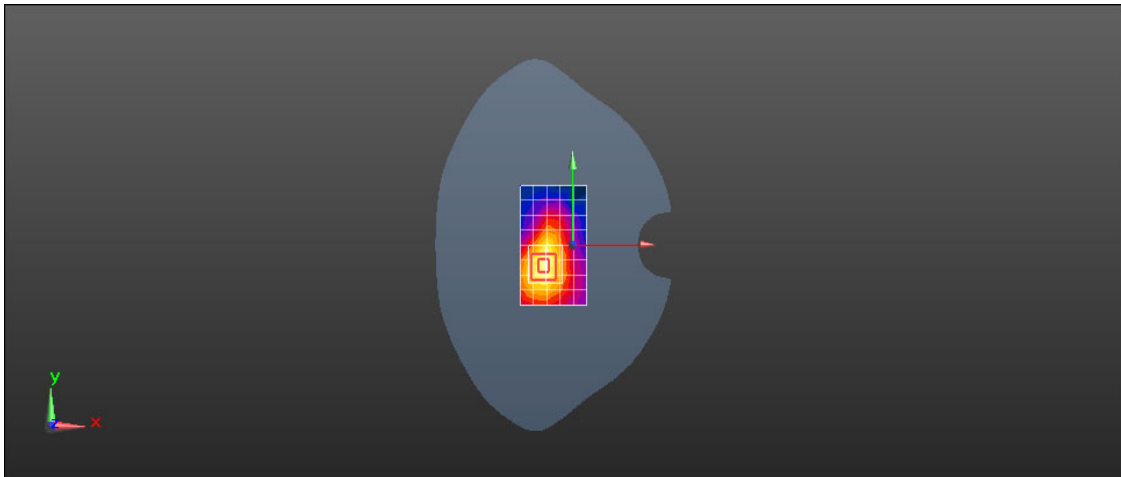
**LTE Band 38**

Hotspot	Top
Date: 2021-09-01	
<p>Communication System: UID 0, LTE-TDD BW 20MHz (0); Frequency: 2595 MHz;Duty Cycle: 1:1.57906</p> <p>Medium: HSL2600;Medium parameters used: f = 2595 MHz; <math>\sigma = 1.933</math> S/m; <math>\epsilon_r = 37.756</math>; <math>\rho = 1000</math> kg/m<sup>3</sup></p> <p>Phantom section: Flat Section</p> <p>DASY 5 Configuration:</p> <ul style="list-style-type: none"> <li>• Probe: EX3DV4 - SN3708; ConvF(7.37, 7.37, 7.37) @ 2595MHz; Calibrated: 2020-10-30</li> <li>• Sensor-Surface: 1.4mm (Mechanical Surface Detection)</li> <li>• Electronics: DAE4 Sn546; Calibrated: 2020-11-11</li> <li>• Phantom: Twin-SAM 1560; Type: QD 000 P40 CD; Serial: 1559</li> <li>• Measurement SW: DASY52, Version 52.10 (4); SEMCAD X Version 14.6.14(7483)</li> </ul> <p><b>Configuration/Body/Area Scan (6x9x1):</b> Measurement grid: dx=12mm, dy=12mm                      Maximum value of SAR (measured) = 0.749 W/kg</p> <p><b>Configuration/Body/Zoom Scan (7x7x7)/Cube 0:</b> Measurement grid: dx=5mm, dy=5mm, dz=5mm                      Reference Value = 8.890 V/m; Power Drift = 0.19 dB                      Peak SAR (extrapolated) = 1.00 W/kg  <b>SAR(1 g) = 0.478 W/kg; SAR(10 g) = 0.230 W/kg</b>                      Smallest distance from peaks to all points 3 dB below = 9.1 mm                      Ratio of SAR at M2 to SAR at M1 = 49.5%                      Maximum value of SAR (measured) = 0.811 W/kg</p>	
	

**LTE Band 41**

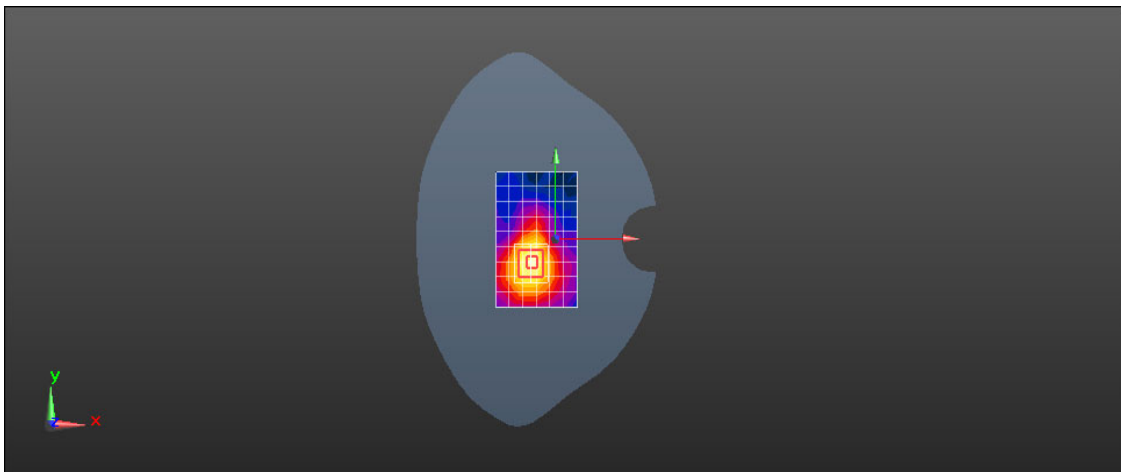
Hotspot	Top
Date: 2021-09-01	
Communication System: UID 0, LTE-TDD BW 20MHz (0); Frequency: 2593 MHz;Duty Cycle: 1:1.57906	
Medium: HSL2600;Medium parameters used: f = 2593 MHz; $\sigma = 1.934$ S/m; $\epsilon_r = 37.678$ ; $\rho = 1000$ kg/m <sup>3</sup>	
Phantom section: Flat Section	
DASY 5 Configuration:	
<ul style="list-style-type: none"> <li>Probe: EX3DV4 - SN3708; ConvF(7.37, 7.37, 7.37) @ 2593MHz; Calibrated: 2020-10-30</li> <li>Sensor-Surface: 1.4mm (Mechanical Surface Detection)</li> <li>Electronics: DAE4 Sn546; Calibrated: 2020-11-11</li> <li>Phantom: Twin-SAM 1560; Type: QD 000 P40 CD; Serial: 1559</li> <li>Measurement SW: DASY52, Version 52.10 (4); SEMCAD X Version 14.6.14(7483)</li> </ul>	
<p><b>Configuration/Body/Area Scan (7x10x1):</b> Measurement grid: dx=12mm, dy=12mm Maximum value of SAR (measured) = 0.646 W/kg</p> <p><b>Configuration/Body/Zoom Scan (7x7x7)/Cube 0:</b> Measurement grid: dx=5mm, dy=5mm, dz=5mm Reference Value = 8.159 V/m; Power Drift = 0.17 dB Peak SAR (extrapolated) = 0.998 W/kg <b>SAR(1 g) = 0.482 W/kg; SAR(10 g) = 0.233 W/kg</b> Smallest distance from peaks to all points 3 dB below = 9 mm Ratio of SAR at M2 to SAR at M1 = 50.5% Maximum value of SAR (measured) = 0.805 W/kg</p>	
	

**NR N7**

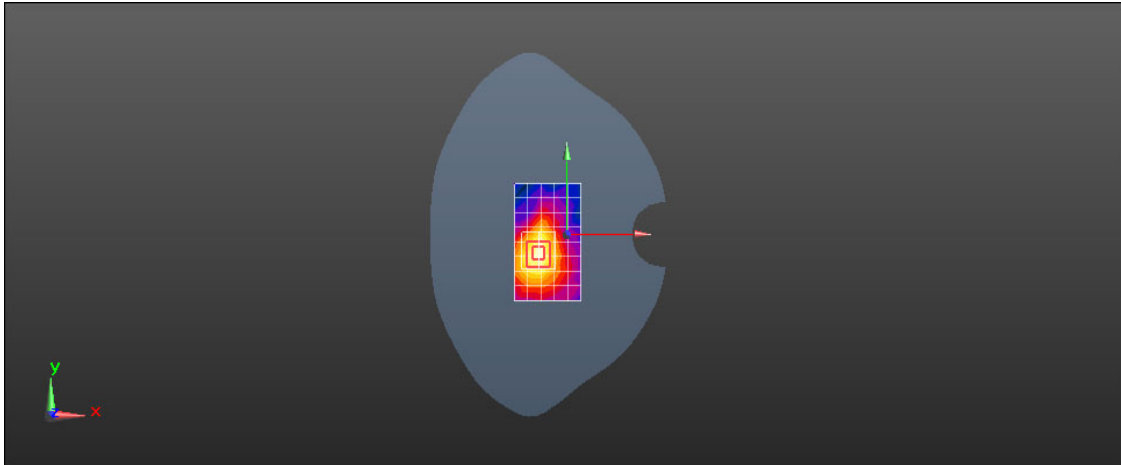
Hotspot	Top
Date: 2021-09-01	
Communication System: UID 0, NR (0); Frequency: 2545 MHz;Duty Cycle: 1:1	
Medium: HSL2600;Medium parameters used: f = 2545 MHz; $\sigma = 1.876$ S/m; $\epsilon_r = 37.81$ ; $\rho = 1000$ kg/m <sup>3</sup>	
Phantom section: Flat Section	
DASY 5 Configuration:	
<ul style="list-style-type: none"> <li>• Probe: EX3DV4 - SN3708; ConvF(7.37, 7.37, 7.37) @ 2545MHz; Calibrated: 2020-10-30</li> <li>• Sensor-Surface: 1.4mm (Mechanical Surface Detection)</li> <li>• Electronics: DAE4 Sn546; Calibrated: 2020-11-11</li> <li>• Phantom: Twin-SAM 1560; Type: QD 000 P40 CD; Serial: 1559</li> <li>• Measurement SW: DASY52, Version 52.10 (4); SEMCAD X Version 14.6.14(7483)</li> </ul>	
<p><b>Configuration/Body/Area Scan (6x9x1):</b> Measurement grid: dx=12mm, dy=12mm Maximum value of SAR (measured) = 0.593 W/kg</p> <p><b>Configuration/Body/Zoom Scan (7x7x7)/Cube 0:</b> Measurement grid: dx=5mm, dy=5mm, dz=5mm Reference Value = 14.33 V/m; Power Drift = 0.17 dB Peak SAR (extrapolated) = 0.882 W/kg <b>SAR(1 g) = 0.437 W/kg; SAR(10 g) = 0.204 W/kg</b> Smallest distance from peaks to all points 3 dB below = 8.9 mm Ratio of SAR at M2 to SAR at M1 = 51.5% Maximum value of SAR (measured) = 0.703 W/kg</p>	
	



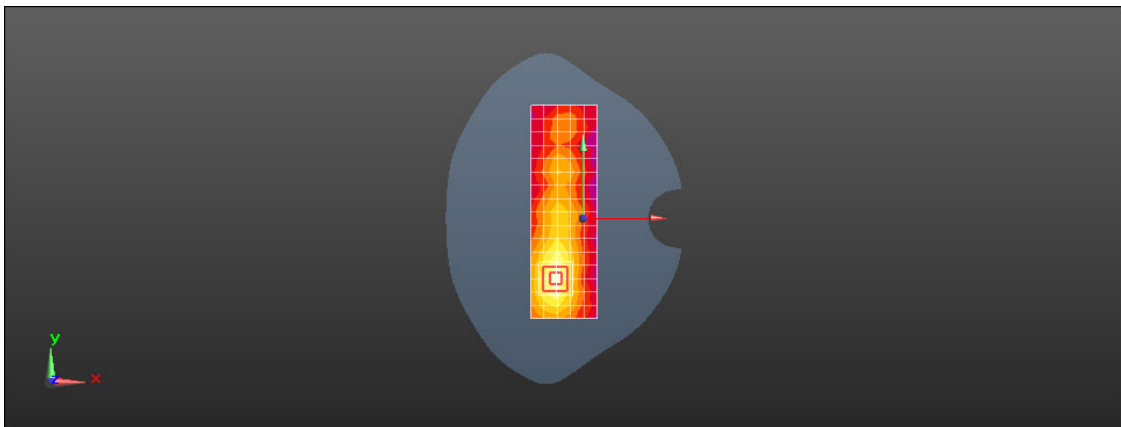
**NR N38**

Hotspot	Top
Date: 2021-09-01	
Communication System: UID 0, NR (0); Frequency: 2595 MHz;Duty Cycle: 1:1	
Medium: HSL2600;Medium parameters used: f = 2595 MHz; $\sigma = 1.933$ S/m; $\epsilon_r = 37.756$ ; $\rho = 1000$ kg/m <sup>3</sup>	
Phantom section: Flat Section	
DASY 5 Configuration:	
<ul style="list-style-type: none"> <li>• Probe: EX3DV4 - SN3708; ConvF(7.37, 7.37, 7.37) @ 2595MHz; Calibrated: 2020-10-30</li> <li>• Sensor-Surface: 1.4mm (Mechanical Surface Detection)</li> <li>• Electronics: DAE4 Sn546; Calibrated: 2020-11-11</li> <li>• Phantom: Twin-SAM 1560; Type: QD 000 P40 CD; Serial: 1559</li> <li>• Measurement SW: DASY52, Version 52.10 (4); SEMCAD X Version 14.6.14(7483)</li> </ul>	
<p><b>Configuration/Body/Area Scan (7x10x1):</b> Measurement grid: dx=12mm, dy=12mm Maximum value of SAR (measured) = 0.326 W/kg</p> <p><b>Configuration/Body/Zoom Scan (7x7x7)/Cube 0:</b> Measurement grid: dx=5mm, dy=5mm, dz=5mm Reference Value = 5.995 V/m; Power Drift = 0.16 dB Peak SAR (extrapolated) = 0.460 W/kg <b>SAR(1 g) = 0.229 W/kg; SAR(10 g) = 0.107 W/kg</b> Smallest distance from peaks to all points 3 dB below = 9 mm Ratio of SAR at M2 to SAR at M1 = 50.7% Maximum value of SAR (measured) = 0.375 W/kg</p>	
	

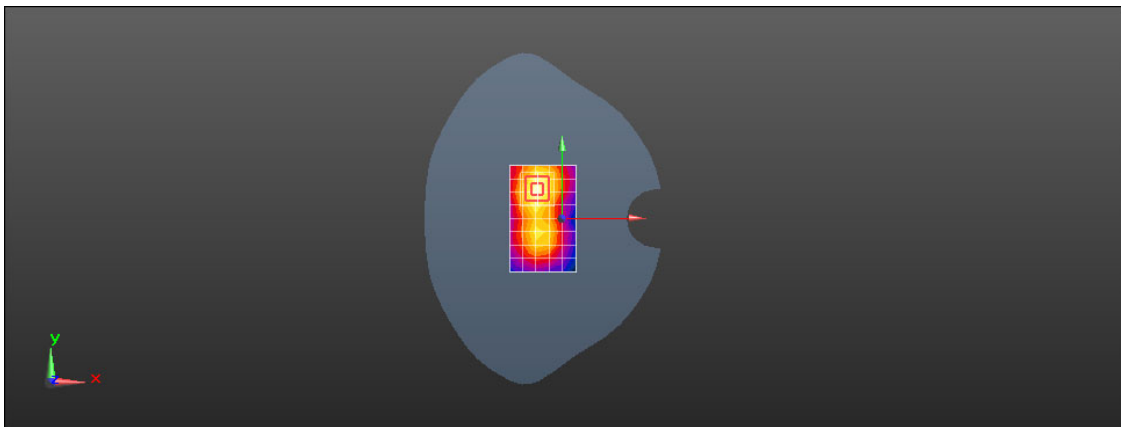
**NR N41**

Hotspot	Top
Date: 2021-09-01	
Communication System: UID 0, NR (0); Frequency: 2640 MHz;Duty Cycle: 1:1	
Medium: HSL2600;Medium parameters used: f = 2640 MHz; $\sigma = 1.982$ S/m; $\epsilon_r = 37.507$ ; $\rho = 1000$ kg/m <sup>3</sup>	
Phantom section: Flat Section	
DASY 5 Configuration:	
<ul style="list-style-type: none"> <li>Probe: EX3DV4 - SN3708; ConvF(7.37, 7.37, 7.37) @ 2640MHz; Calibrated: 2020-10-30</li> <li>Sensor-Surface: 1.4mm (Mechanical Surface Detection)</li> <li>Electronics: DAE4 Sn546; Calibrated: 2020-11-11</li> <li>Phantom: Twin-SAM 1560; Type: QD 000 P40 CD; Serial: 1559</li> <li>Measurement SW: DASY52, Version 52.10 (4); SEMCAD X Version 14.6.14(7483)</li> </ul>	
<p><b>Configuration/Body/Area Scan (6x9x1):</b> Measurement grid: dx=12mm, dy=12mm Maximum value of SAR (measured) = 0.233 W/kg</p> <p><b>Configuration/Body/Zoom Scan (7x7x7)/Cube 0:</b> Measurement grid: dx=5mm, dy=5mm, dz=5mm Reference Value = 5.055 V/m; Power Drift = 0.17 dB Peak SAR (extrapolated) = 0.306 W/kg <b>SAR(1 g) = 0.147 W/kg; SAR(10 g) = 0.073 W/kg</b> Smallest distance from peaks to all points 3 dB below = 9.5 mm Ratio of SAR at M2 to SAR at M1 = 51% Maximum value of SAR (measured) = 0.247 W/kg</p>	
	

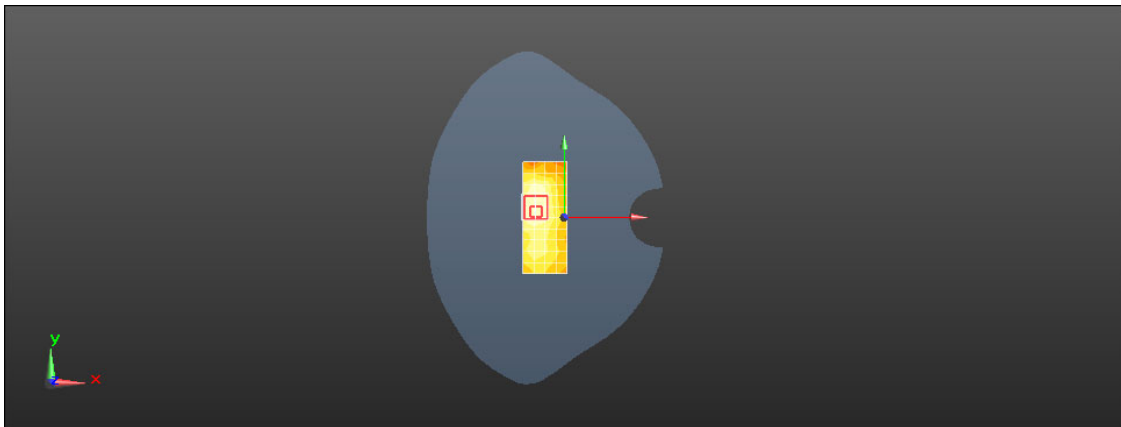
**NR N78**

Hotspot	Right
Date: 2021-09-02	
Communication System: UID 0, NR (0); Frequency: 3500 MHz;Duty Cycle: 1:1	
Medium: HSL3500;Medium parameters used: f = 3500 MHz; $\sigma = 2.96$ S/m; $\epsilon_r = 38.257$ ; $\rho = 1000$ kg/m <sup>3</sup>	
Phantom section: Flat Section	
DASY 5 Configuration:	
<ul style="list-style-type: none"> <li>• Probe: EX3DV4 - SN3708; ConvF(6.78, 6.78, 6.78) @ 3500MHz; Calibrated: 2020-10-30</li> <li>• Sensor-Surface: 1.4mm (Mechanical Surface Detection)</li> <li>• Electronics: DAE4 Sn546; Calibrated: 2020-11-11</li> <li>• Phantom: Twin-SAM 1560; Type: QD 000 P40 CD; Serial: 1559</li> <li>• Measurement SW: DASY52, Version 52.10 (4); SEMCAD X Version 14.6.14(7483)</li> </ul>	
<p><b>Configuration/Body/Area Scan (6x17x1):</b> Measurement grid: dx=12mm, dy=12mm</p> <p>Maximum value of SAR (measured) = 0.564 W/kg</p> <p><b>Configuration/Body/Zoom Scan (7x7x7)/Cube 0:</b> Measurement grid: dx=5mm, dy=5mm, dz=5mm</p> <p>Reference Value = 5.095 V/m; Power Drift = 0.13 dB</p> <p>Peak SAR (extrapolated) = 0.722 W/kg</p> <p><b>SAR(1 g) = 0.306 W/kg; SAR(10 g) = 0.127 W/kg</b></p> <p>Smallest distance from peaks to all points 3 dB below = 8.5 mm</p> <p>Ratio of SAR at M2 to SAR at M1 = 42.5%</p> <p>Maximum value of SAR (measured) = 0.560 W/kg</p>	
	

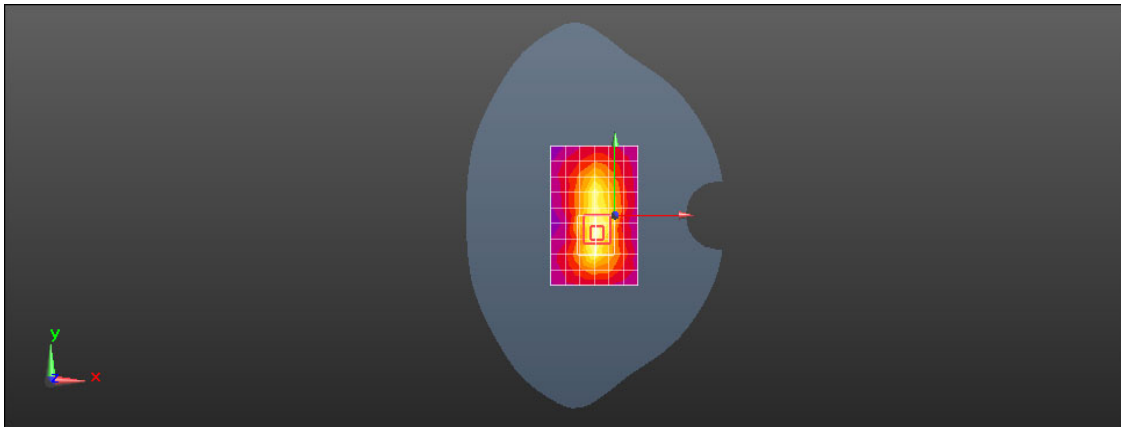
**WIFI 2.4GHz**

Hotspot	Top
Date: 2021-09-01	
Communication System: UID 0, WI-FI(2.4GHz) (0); Frequency: 2437 MHz;Duty Cycle: 1:1	
Medium: HSL2450;Medium parameters used: f = 2437 MHz; $\sigma = 1.781$ S/m; $\epsilon_r = 39.754$ ; $\rho = 1000$ kg/m <sup>3</sup>	
Phantom section: Flat Section	
DASY 5 Configuration:	
<ul style="list-style-type: none"> <li>• Probe: EX3DV4 - SN3708; ConvF(7.48, 7.48, 7.48) @ 2437MHz; Calibrated: 2020-10-30</li> <li>• Sensor-Surface: 1.4mm (Mechanical Surface Detection)</li> <li>• Electronics: DAE4 Sn546; Calibrated: 2020-11-11</li> <li>• Phantom: Twin-SAM 1560; Type: QD 000 P40 CD; Serial: 1559</li> <li>• Measurement SW: DASY52, Version 52.10 (4); SEMCAD X Version 14.6.14(7483)</li> </ul>	
<p><b>Configuration/Body/Area Scan (6x9x1):</b> Measurement grid: dx=12mm, dy=12mm Maximum value of SAR (measured) = 0.396 W/kg</p> <p><b>Configuration/Body/Zoom Scan (7x7x7)/Cube 0:</b> Measurement grid: dx=5mm, dy=5mm, dz=5mm Reference Value = 6.918 V/m; Power Drift = 0.11 dB Peak SAR (extrapolated) = 0.497 W/kg <b>SAR(1 g) = 0.234 W/kg; SAR(10 g) = 0.117 W/kg</b> Smallest distance from peaks to all points 3 dB below = 9.2 mm Ratio of SAR at M2 to SAR at M1 = 51.7% Maximum value of SAR (measured) = 0.408 W/kg</p>	
	

**WIFI 5GHz UNII-3**

Hotspot	Top
Date: 2021-09-02	
<p>Communication System: UID 0, WI-FI(5GHz) (0); Frequency: 5745 MHz;Duty Cycle: 1:1</p> <p>Medium: HSL5G;Medium parameters used: f = 5745 MHz; <math>\sigma = 5.352</math> S/m; <math>\epsilon_r = 35.1</math>; <math>\rho = 1000</math> kg/m<sup>3</sup></p> <p>Phantom section: Flat Section</p> <p>DASY 5 Configuration:</p> <ul style="list-style-type: none"> <li>• Probe: EX3DV4 - SN3708; ConvF(5.12, 5.12, 5.12) @ 5745 MHz; Calibrated: 2020-10-30</li> <li>• Sensor-Surface: 1.4mm (Mechanical Surface Detection)</li> <li>• Electronics: DAE4 Sn546; Calibrated: 2020-11-11</li> <li>• Phantom: Twin-SAM 1560; Type: QD 000 P40 CD; Serial: 1559</li> <li>• Measurement SW: DASY52, Version 52.10 (4); SEMCAD X Version 14.6.14(7483)</li> </ul> <p><b>Configuration/Body/Area Scan (5x11x1):</b> Measurement grid: dx=10mm, dy=10mm Maximum value of SAR (measured) = 0.535 W/kg</p> <p><b>Configuration/Body/Zoom Scan (7x7x12)/Cube 0:</b> Measurement grid: dx=4mm, dy=4mm, dz=2mm Reference Value = 4.997 V/m; Power Drift = 0.04 dB Peak SAR (extrapolated) = 0.783 W/kg <b>SAR(1 g) = 0.201 W/kg; SAR(10 g) = 0.078 W/kg</b> Smallest distance from peaks to all points 3 dB below = 10.4 mm Ratio of SAR at M2 to SAR at M1 = 52% Maximum value of SAR (measured) = 0.455 W/kg</p>	
	

**LTE Band 7**

Limbs	Bottom
<p style="text-align: right;">Date: 2021-09-01</p> <p>Communication System: UID 0, LTE-FDD BW 20MHz (0); Frequency: 2560 MHz;Duty Cycle: 1:1</p> <p>Medium: HSL2600;Medium parameters used: f = 2560 MHz; <math>\sigma = 1.889</math> S/m; <math>\epsilon_r = 37.792</math>; <math>\rho = 1000</math> kg/m<sup>3</sup></p> <p>Phantom section: Flat Section</p> <p>DASY 5 Configuration:</p> <ul style="list-style-type: none"> <li>Probe: EX3DV4 - SN3708; ConvF(7.37, 7.37, 7.37) @ 2560MHz; Calibrated: 2020-10-30</li> <li>Sensor-Surface: 1.4mm (Mechanical Surface Detection)</li> <li>Electronics: DAE4 Sn546; Calibrated: 2020-11-11</li> <li>Phantom: Twin-SAM 1560; Type: QD 000 P40 CD; Serial: 1559</li> <li>Measurement SW: DASY52, Version 52.10 (4); SEMCAD X Version 14.6.14(7483)</li> </ul> <p><b>Configuration/Body/Area Scan (7x10x1):</b> Measurement grid: dx=12mm, dy=12mm Maximum value of SAR (measured) = 4.92 W/kg</p> <p><b>Configuration/Body/Zoom Scan (7x7x7)/Cube 0:</b> Measurement grid: dx=5mm, dy=5mm, dz=5mm Reference Value = 26.70 V/m; Power Drift = -0.14 dB Peak SAR (extrapolated) = 7.42 W/kg <b>SAR(1 g) = 2.6 W/kg; SAR(10 g) = 0.919 W/kg</b> Smallest distance from peaks to all points 3 dB below = 4.5 mm Ratio of SAR at M2 to SAR at M1 = 37.2% Maximum value of SAR (measured) = 5.63 W/kg</p> 	

**WIFI 5GHz UNII-2A**

Limbs	Top
<p style="text-align: right;">Date: 2021-09-02</p> <p>Communication System: UID 0, WI-FI(5GHz) (0); Frequency: 5320 MHz;Duty Cycle: 1:1</p> <p>Medium: HSL5G;Medium parameters used: f = 5320 MHz; <math>\sigma = 4.859</math> S/m; <math>\epsilon_r = 36.225</math>; <math>\rho = 1000</math> kg/m<sup>3</sup></p> <p>Phantom section: Flat Section</p> <p>DASY 5 Configuration:</p> <ul style="list-style-type: none"> <li>• Probe: EX3DV4 - SN3708; ConvF(5.43, 5.43, 5.43) @ 5320 MHz; Calibrated: 2020-10-30</li> <li>• Sensor-Surface: 1.4mm (Mechanical Surface Detection)</li> <li>• Electronics: DAE4 Sn546; Calibrated: 2020-11-11</li> <li>• Phantom: Twin-SAM 1560; Type: QD 000 P40 CD; Serial: 1559</li> <li>• Measurement SW: DASY52, Version 52.10 (4); SEMCAD X Version 14.6.14(7483)</li> </ul> <p><b>Configuration/Body/Area Scan (5x11x1):</b> Measurement grid: dx=10mm, dy=10mm                      Maximum value of SAR (measured) = 7.27 W/kg</p> <p><b>Configuration/Body/Zoom Scan (7x7x12)/Cube 0:</b> Measurement grid: dx=4mm, dy=4mm, dz=2mm                      Reference Value = 8.246 V/m; Power Drift = 0.08 dB                      Peak SAR (extrapolated) = 14.8 W/kg  <b>SAR(1 g) = 3.29 W/kg; SAR(10 g) = 0.806 W/kg</b>                      Smallest distance from peaks to all points 3 dB below = 4.8 mm                      Ratio of SAR at M2 to SAR at M1 = 56%                      Maximum value of SAR (measured) = 8.88 W/kg</p> 