

## **APPENDIX A – TEST DATA OF CONDUCTED EMISSION**

### Duty Cycle

Test Mode	Frequency (MHz)	Duty Cycle (%)	Correction Factor(dB)
802.11a	5260	98.07%	0.08
802.11n HT20	5260	97.93%	0.09
802.11n HT40	5270	96.88%	0.14
802.11ac VHT20	5260	98.45%	0.07
802.11ac VHT40	5270	95.88%	0.18
802.11ac VHT80	5290	93.88%	0.27

Output Power  
NII1

Mode	Tones/ RUIndex	Freq (MHz)	Ant	Conducted average power output(dBm)	EIRP (dBm)
802.11a	NA	5260	Ant7	17.64	15.44
		5300	Ant7	17.43	15.23
		5320	Ant7	17.31	15.11
802.11n20M		5260	Ant7	17.43	15.23
		5300	Ant7	17.21	15.01
		5320	Ant7	17.01	14.81
802.11n40M		5270	Ant7	16.49	14.29
		5310	Ant7	16.37	14.17
802.11ac20M		5260	Ant7	16.35	14.15
		5300	Ant7	16.07	13.87
		5320	Ant7	15.88	13.68
802.11ac40M		5270	Ant7	16.55	14.35
	5310	Ant7	16.38	14.18	
802.11ac80M	5290	Ant7	16.36	14.16	

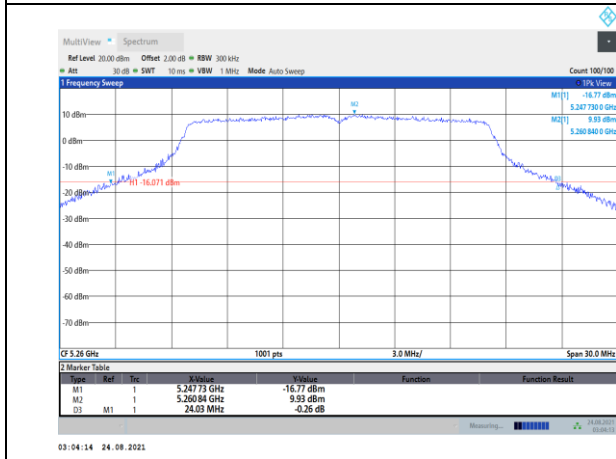
### Emission Bandwidth

Offset 11.5dB = Attenuator 10dB+ Temporary antenna connector loss 0.5dB+ Cable loss 1dB

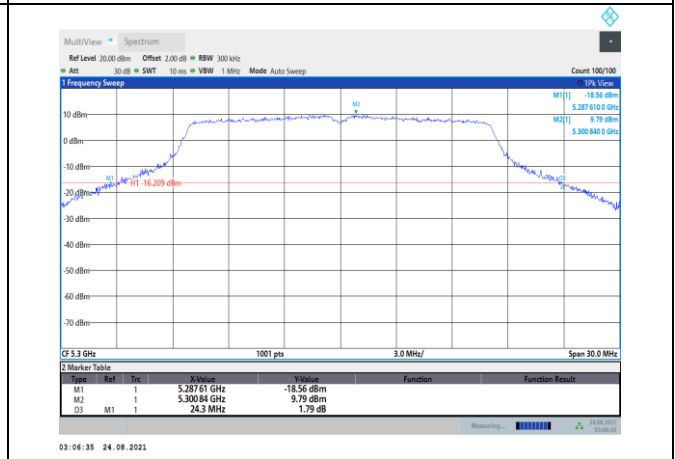
Test Mode:802.11a

Carrier frequency (MHz)	Ant	26dB Bandwidth (MHz)
5260	Ant7	24.030
5300	Ant7	24.300
5320	Ant7	24.120

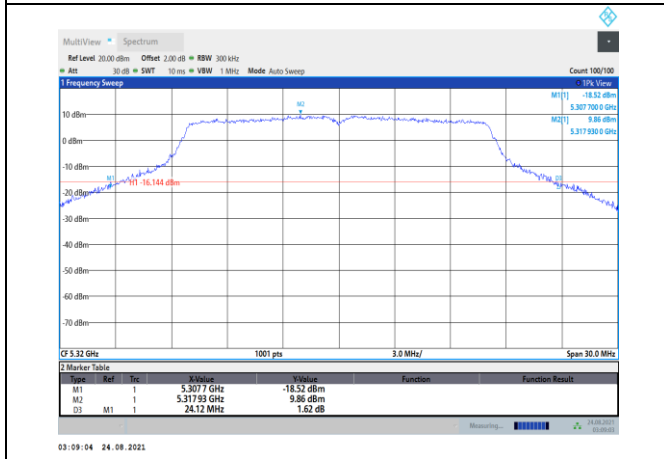
Test Mode:802.11a Ant7



Test Mode:802.11a Ant7



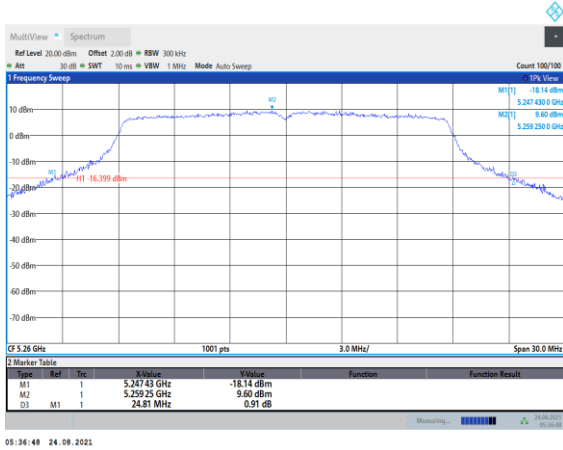
Test Mode:802.11a Ant7



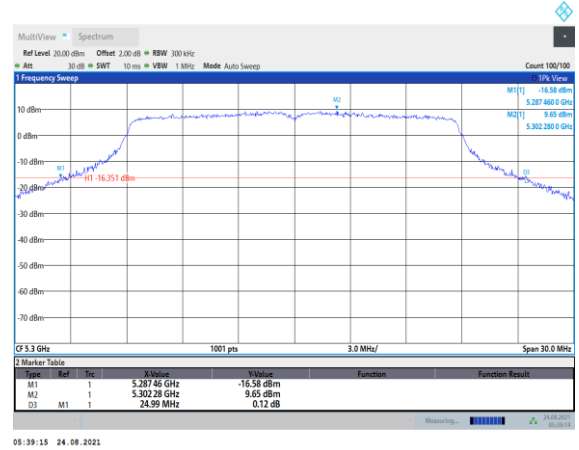
Test Mode:802. 11n HT20

Carrier frequency (MHz)	Ant	26dB Bandwidth (MHz)
5260	Ant7	24.810
5300	Ant7	24.990
5320	Ant7	25.200

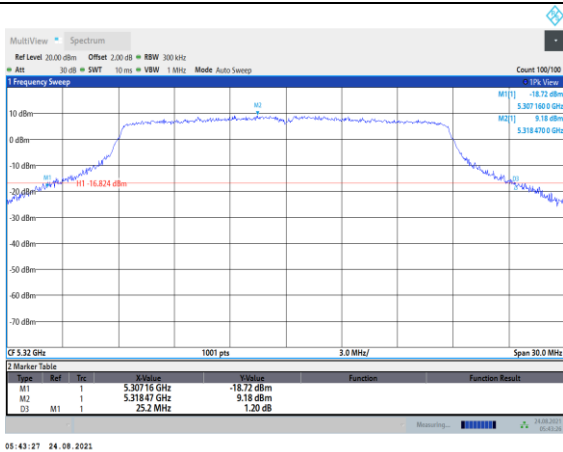
Test Mode:802. 11n HT20 Ant7



Test Mode:802. 11n HT20 Ant7



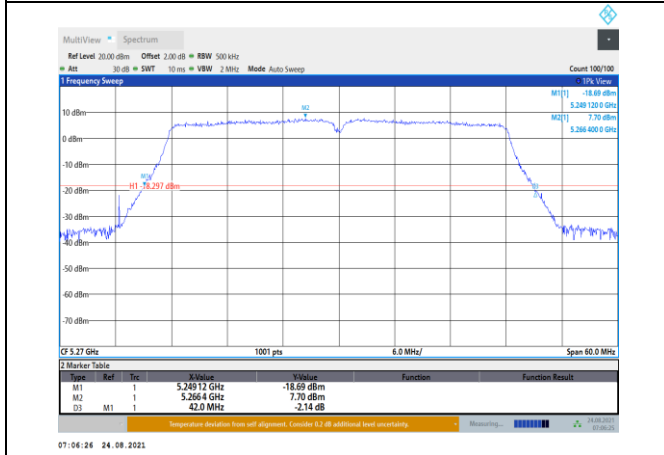
Test Mode:802. 11n HT20 Ant7



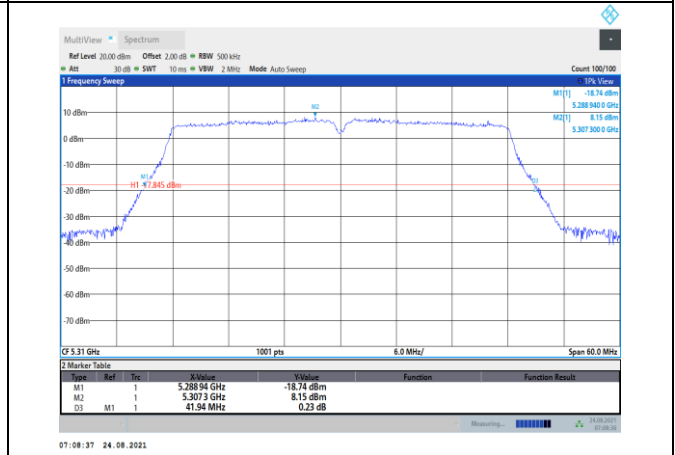
Test Mode:802. 11n HT40

Carrier frequency (MHz)	Ant	26dB Bandwidth (MHz)
5270	Ant7	42.000
5310	Ant7	41.940

Test Mode:802. 11n HT40 Ant7



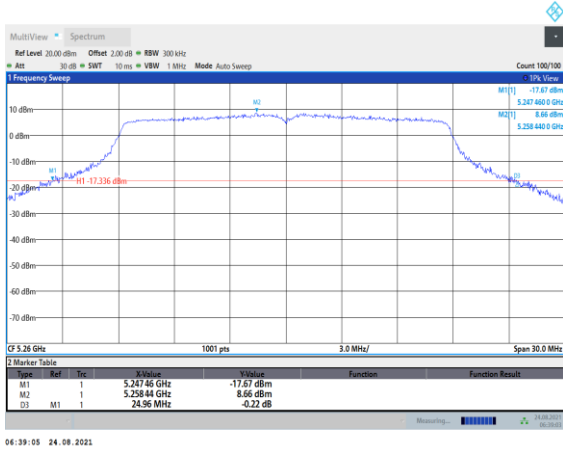
Test Mode:802. 11n HT40 Ant7



Test Mode:802. 11ac VHT20

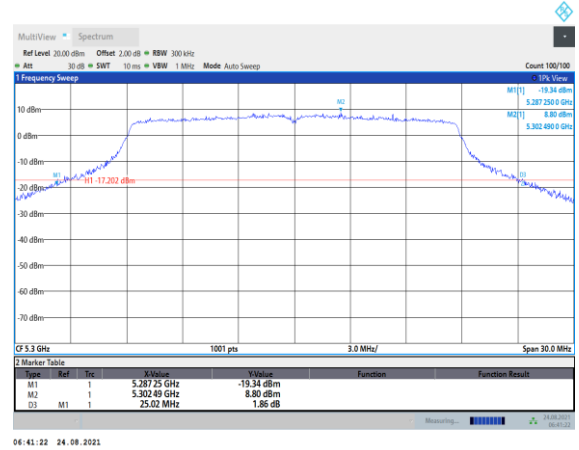
Carrier frequency (MHz)	Ant	26dB Bandwidth (MHz)
5260	Ant7	24.960
5300	Ant7	25.020
5320	Ant7	25.470

Test Mode:802. 11ac VHT20 Ant7



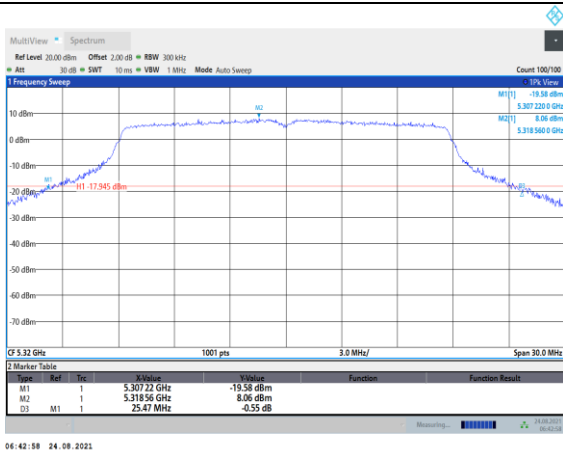
06:39:05 24.08.2021

Test Mode:802. 11ac VHT20 Ant7



06:41:22 24.08.2021

Test Mode:802. 11ac VHT20 Ant7

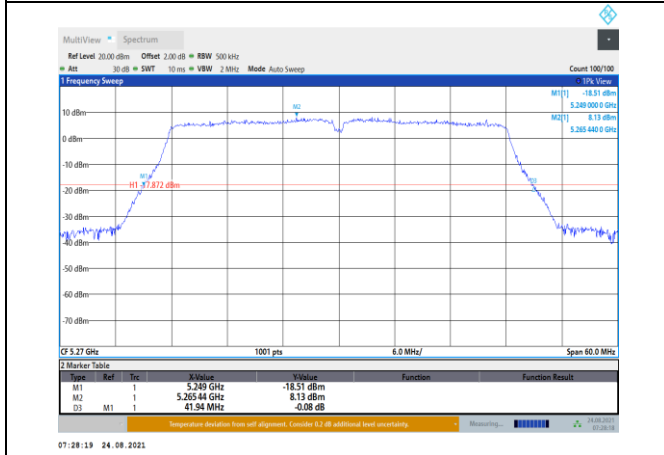


06:42:58 24.08.2021

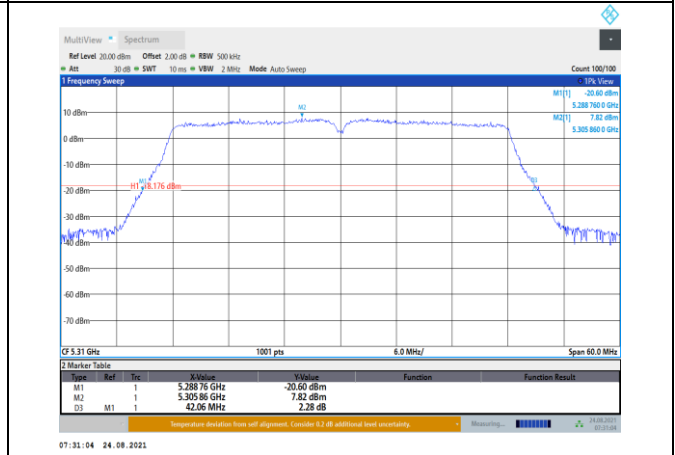
Test Mode:802. 11ac VHT40

Carrier frequency (MHz)	Ant	26dB Bandwidth (MHz)
5270	Ant7	41.940
5310	Ant7	42.060

Test Mode:802. 11ac VHT40 Ant7



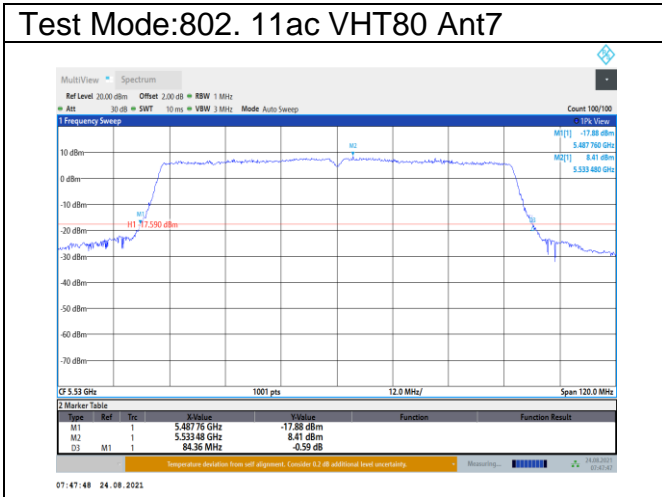
Test Mode:802. 11ac VHT40 Ant7



Test Mode:802. 11ac VHT80

Carrier frequency (MHz)	Ant	26dB Bandwidth (MHz)
5530	Ant7	84.360

Test Mode:802. 11ac VHT80 Ant7





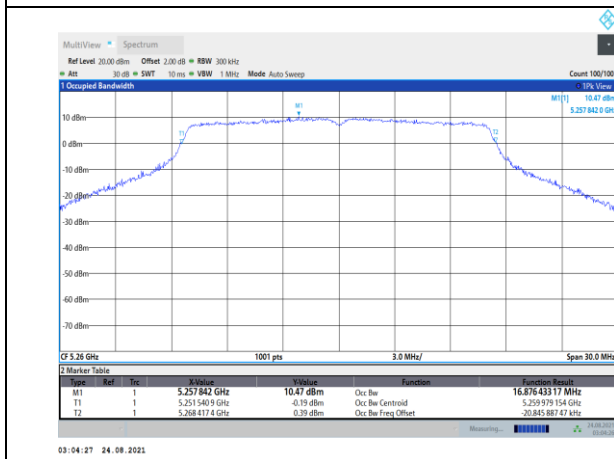
### Occupied Bandwidth

Offset 11.5dB = Attenuator 10dB+ Temporary antenna connector loss 0.5dB+ Cable loss 1dB

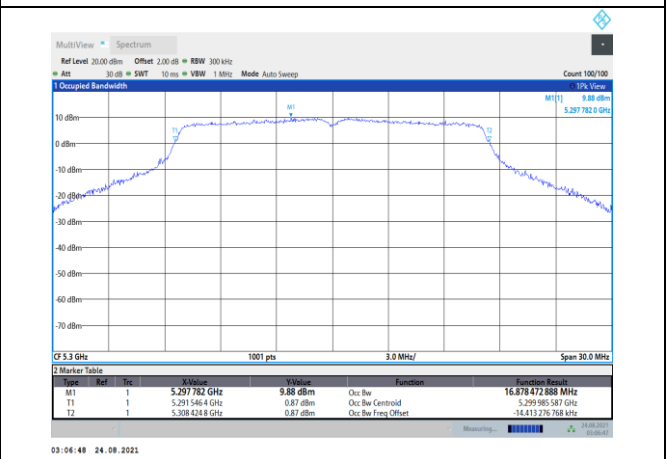
Test Mode:802.11a

Carrier frequency (MHz)	Ant	Occupied Bandwidth (MHz)
5260	Ant7	16.876
5300	Ant7	16.878
5320	Ant7	16.886

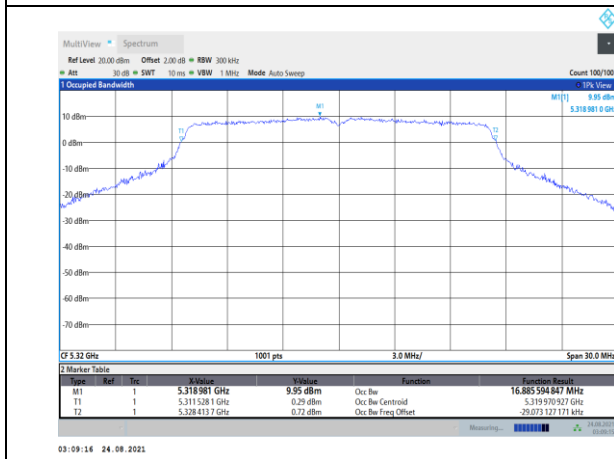
Test Mode:802.11a Ant7



Test Mode:802.11a Ant7



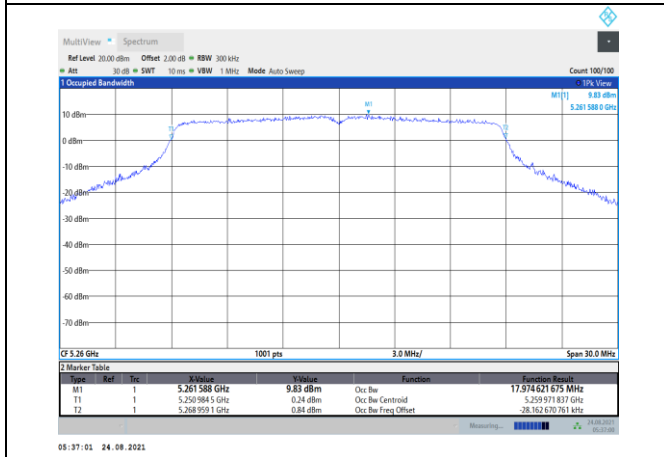
Test Mode:802.11a Ant7



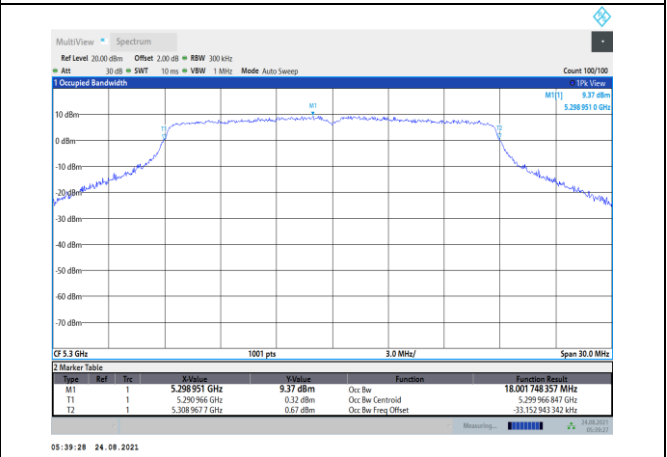
Test Mode:802. 11n HT20

Carrier frequency (MHz)	Ant	Occupied Bandwidth (MHz)
5260	Ant7	17.975
5300	Ant7	18.002
5320	Ant7	18.026

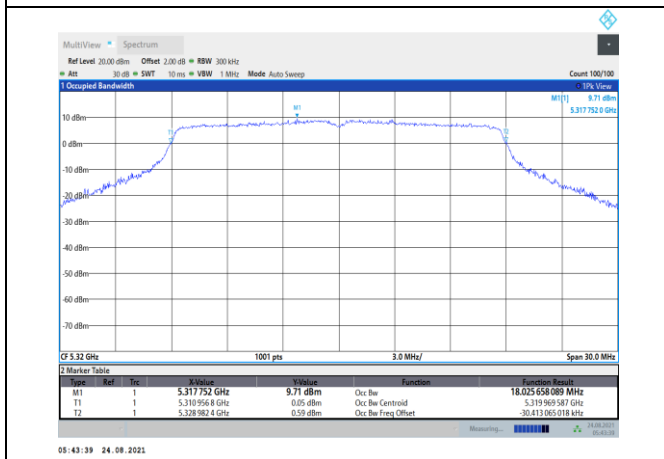
Test Mode:802. 11n HT20 Ant7



Test Mode:802. 11n HT20 Ant7



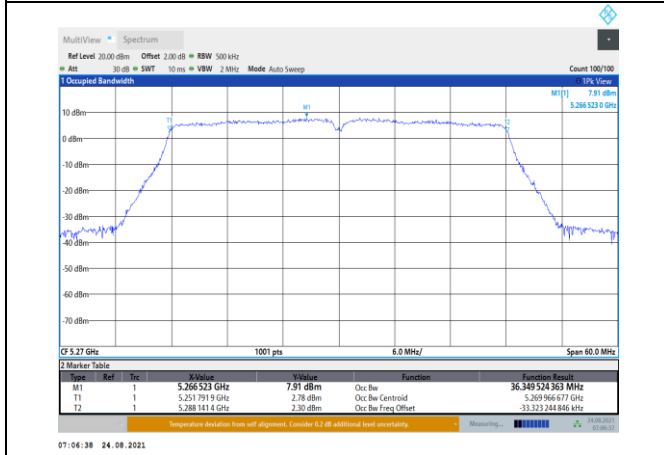
Test Mode:802. 11n HT20 Ant7



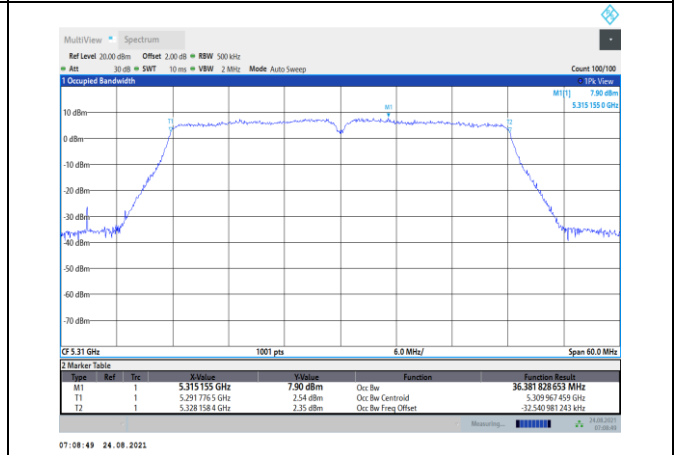
Test Mode:802. 11n HT40

Carrier frequency (MHz)	Ant	Occupied Bandwidth (MHz)
5270	Ant7	36.35
5310	Ant7	36.382

Test Mode:802. 11n HT40 Ant7



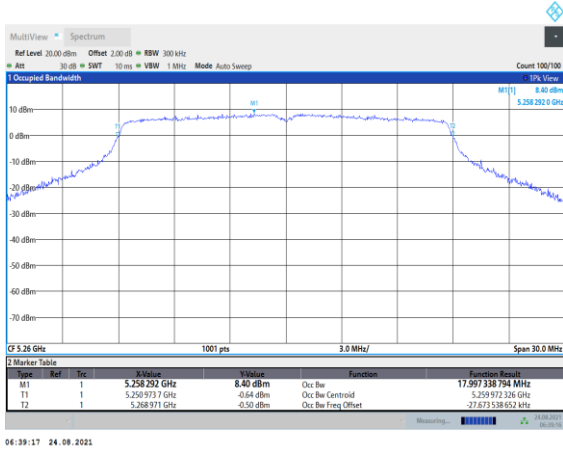
Test Mode:802. 11n HT40 Ant7



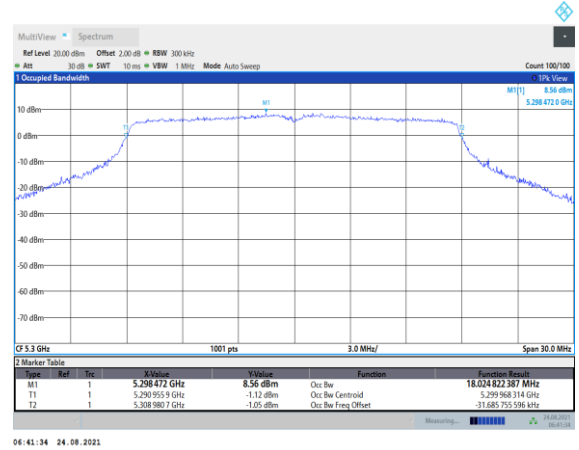
Test Mode:802. 11ac VHT20

Carrier frequency (MHz)	Ant	Occupied Bandwidth (MHz)
5260	Ant7	17.997
5300	Ant7	18.025
5320	Ant7	18.024

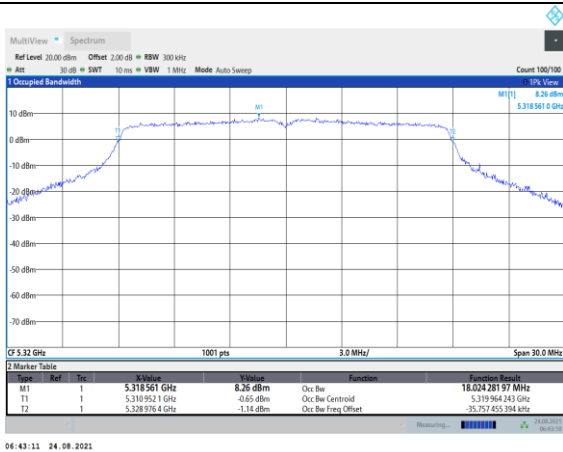
Test Mode:802. 11ac VHT20 Ant7



Test Mode:802. 11ac VHT20 Ant7



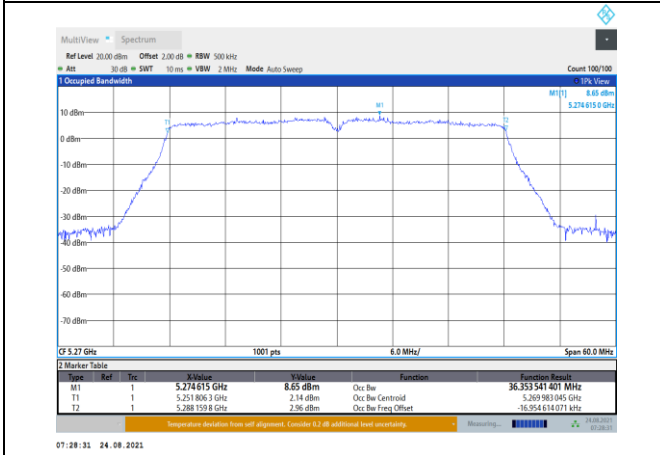
Test Mode:802. 11ac VHT20 Ant7



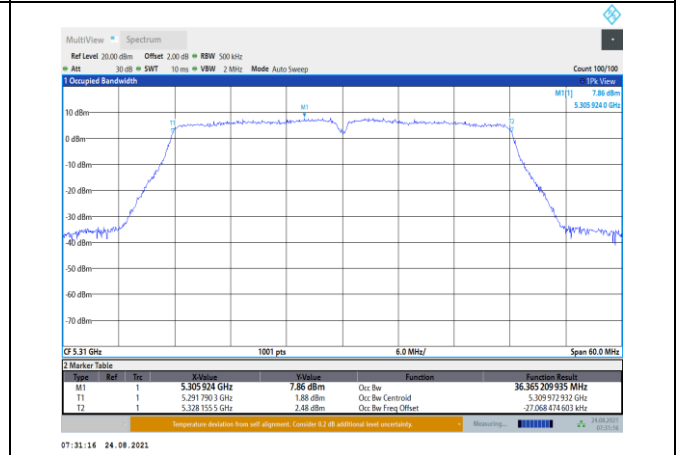
Test Mode:802. 11ac VHT40

Carrier frequency (MHz)	Ant	Occupied Bandwidth (MHz)
5270	Ant7	36.354
5310	Ant7	36.365

Test Mode:802. 11ac VHT40 Ant7



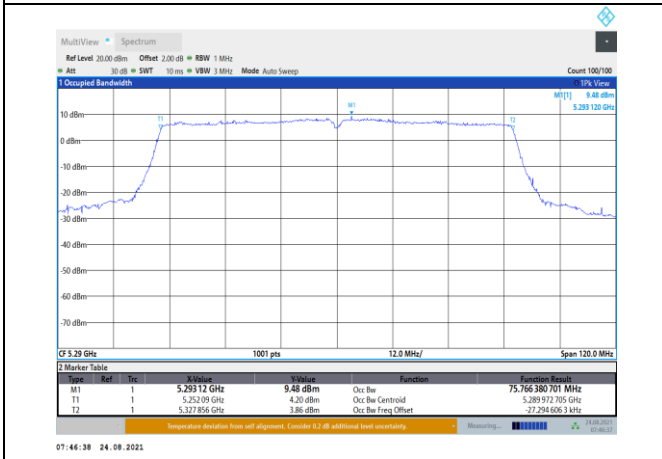
Test Mode:802. 11ac VHT40 Ant7



Test Mode:802. 11ac VHT80

Carrier frequency (MHz)	Ant	Occupied Bandwidth (MHz)
5290	Ant7	75.766

Test Mode:802. 11ac VHT80 Ant7



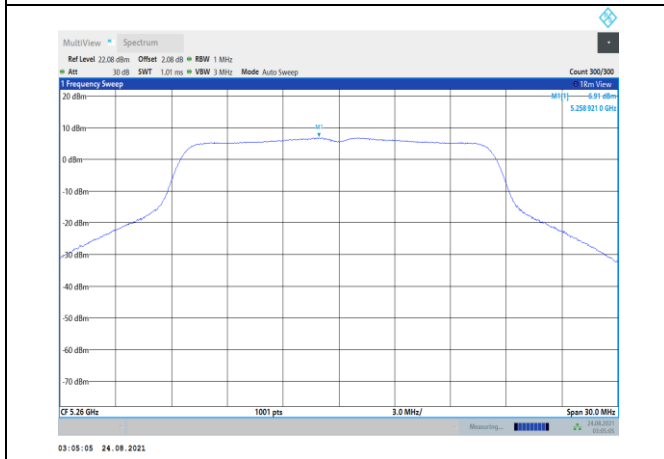
### Transmitter Power Spectral Density

Offset 11.5dB = Attenuator 10dB+ Temporary antenna connector loss 0.5dB+ Cable loss 1dB  
The Correction Factor is compensated in the graph.

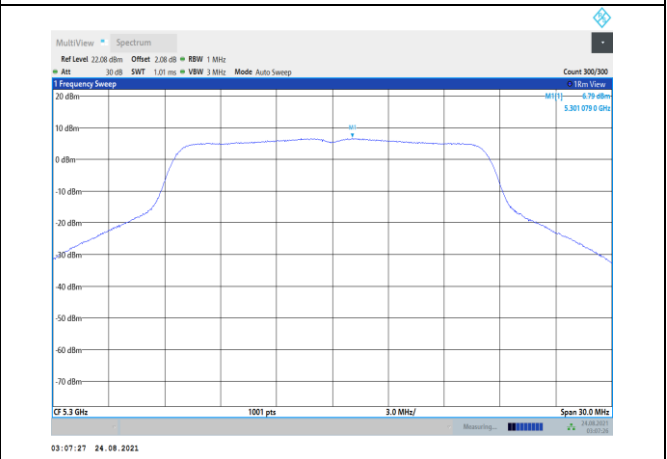
Test Mode:802.11a

Carrier frequency (MHz)	Correction Factor(dB)	Ant	Power Density (dBm)
5260	0.08	Ant7	6.91
5300		Ant7	6.79
5320		Ant7	6.63

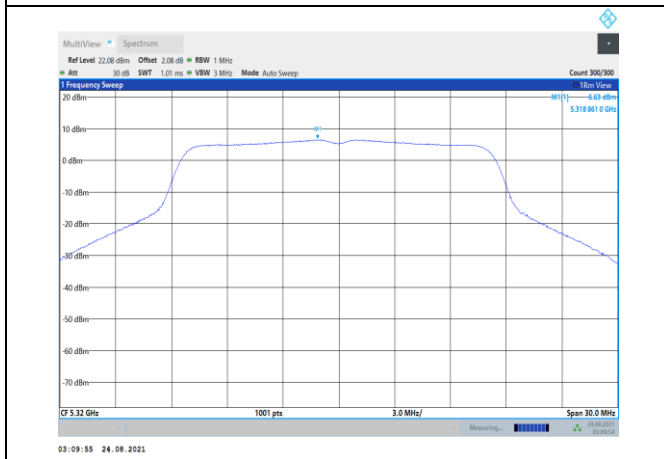
Test Mode:802.11a Ant7



Test Mode:802.11a Ant7



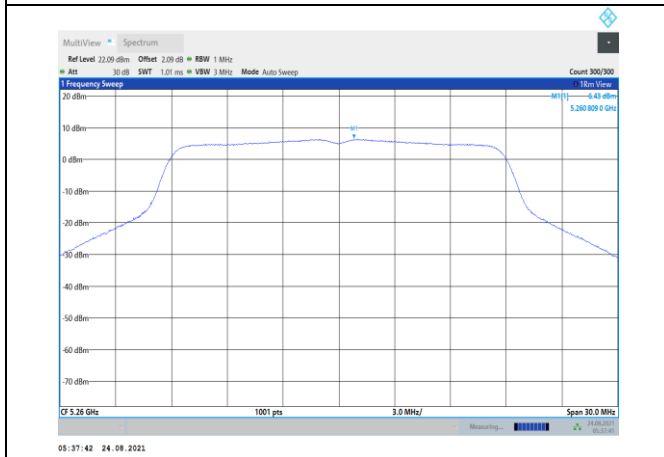
Test Mode:802.11a Ant7



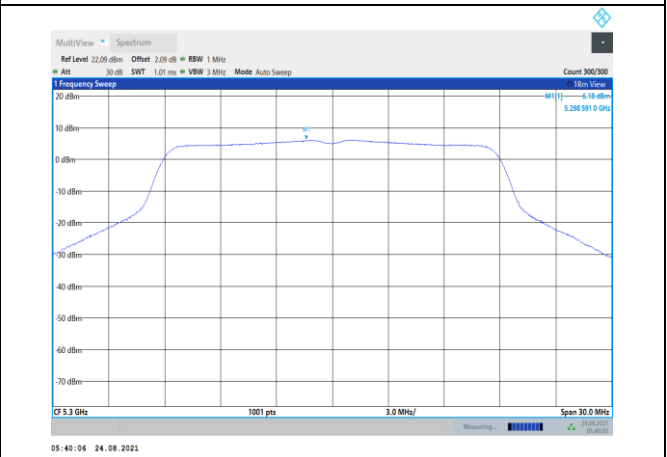
Test Mode:802. 11n HT20

Carrier frequency (MHz)	Correction Factor(dB)	Ant	Power Density (dBm)
5260	0.09	Ant7	6.43
5300		Ant7	6.18
5320		Ant7	5.98

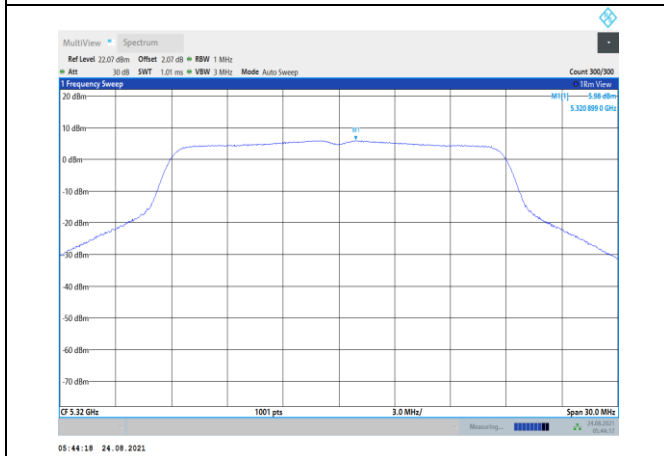
Test Mode:802. 11n HT20 Ant7



Test Mode:802. 11n HT20 Ant7



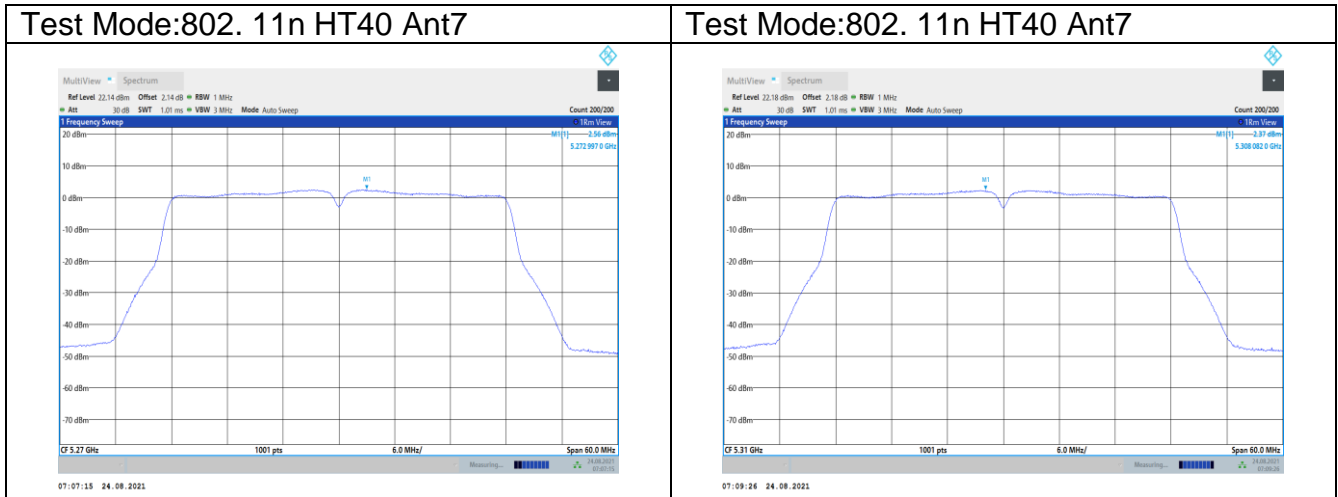
Test Mode:802. 11n HT20 Ant7





Test Mode:802. 11n HT40

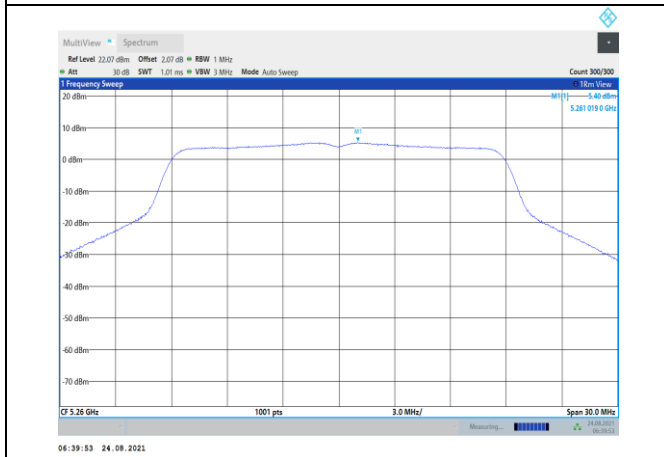
Carrier frequency (MHz)	Correction Factor(dB)	Ant	Power Density (dBm)
5270	0.14	Ant7	2.56
5310		Ant7	2.37



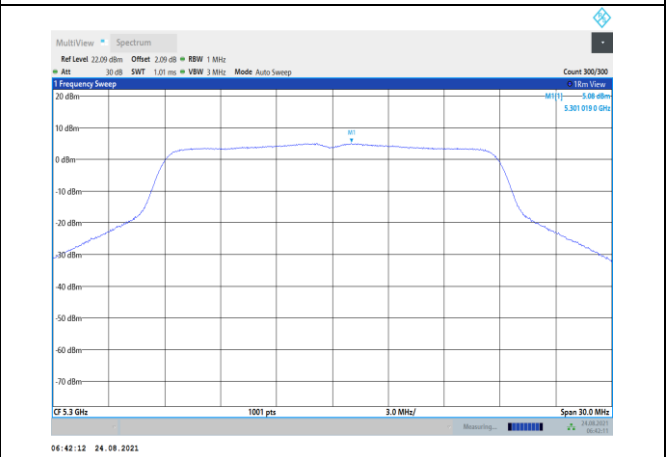
Test Mode:802. 11ac VHT20

Carrier frequency (MHz)	Correction Factor(dB)	Ant	Power Density (dBm)
5260	0.07	Ant7	5.4
5300		Ant7	5.08
5320		Ant7	5.01

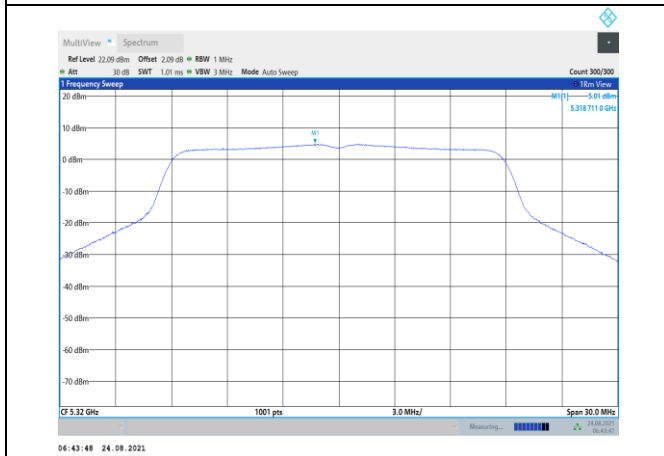
Test Mode:802. 11ac VHT20 Ant7



Test Mode:802. 11ac VHT20 Ant7

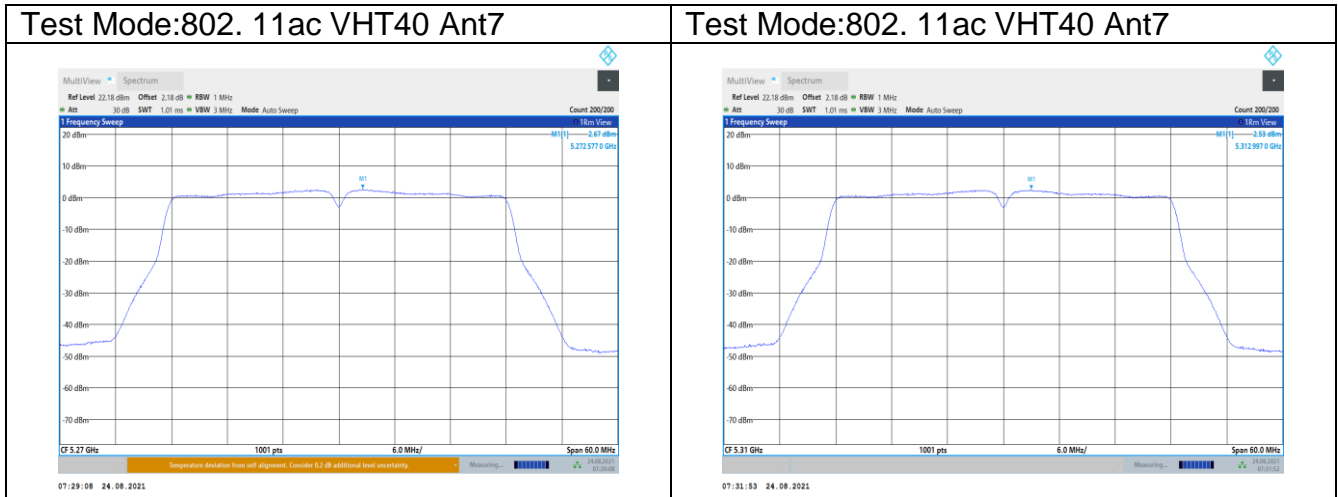


Test Mode:802. 11ac VHT20 Ant7



Test Mode:802. 11ac VHT40

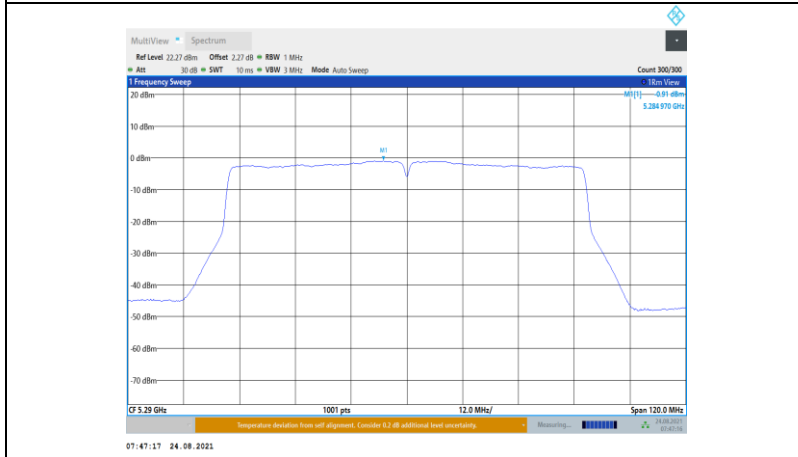
Carrier frequency (MHz)	Correction Factor(dB)	Ant	Power Density (dBm)
5270	0.18	Ant7	2.67
5310		Ant7	2.53



Test Mode:802. 11ac VHT80

Carrier frequency (MHz)	Correction Factor(dB)	Ant	Power Density (dBm)
5290	0.27	Ant7	-0.91

Test Mode:802. 11ac VHT80 Ant7



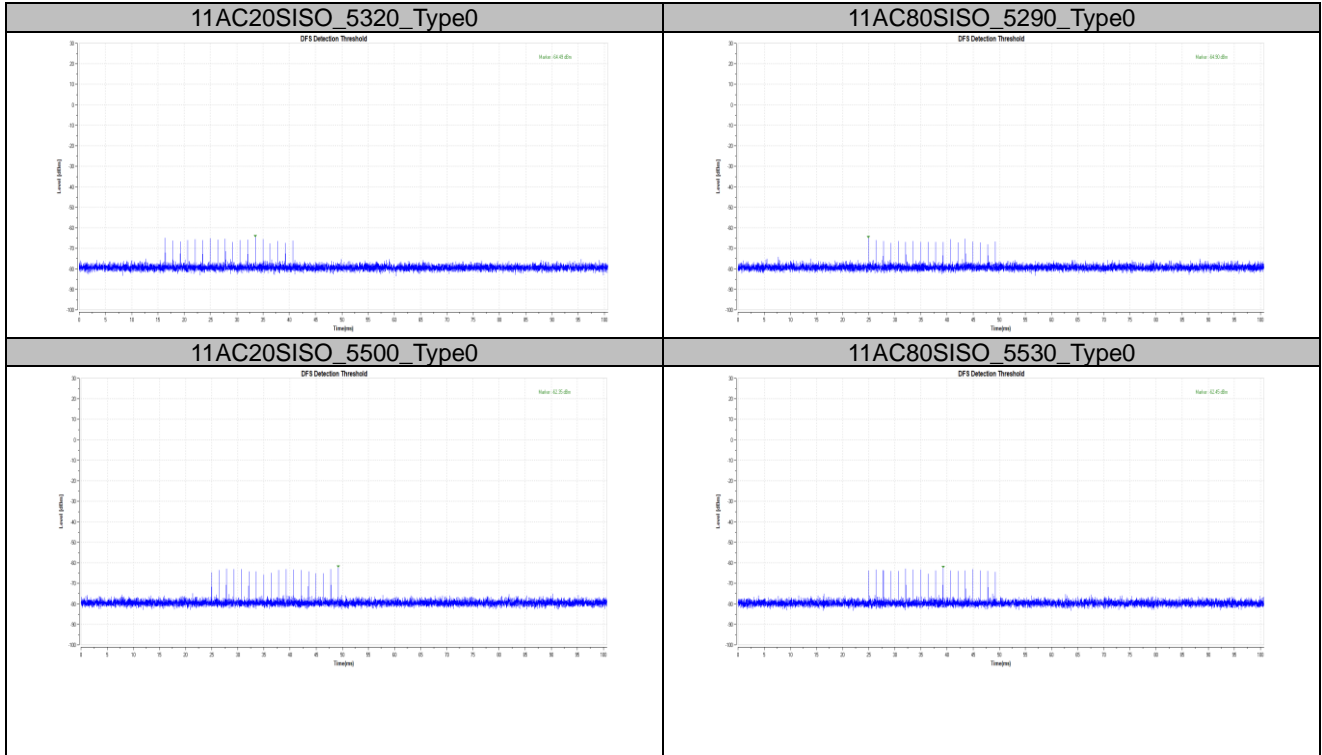
## Frequency Stability

### NIII

Mode	Data Rate	Ant	Center Frequency (MHz)	Deviation Frequency (Hz)	Frequency Stability (ppm)	Voltage (V)	Temperature (°C)
802.11a	6Mbps	Ant7	5260	-15000	-2.896	HV	+20
			5260	-15000	-2.896	LV	+20
			5260	-15000	-2.896	NV	-30
			5260	-15000	-2.896	NV	-20
			5260	-15000	-2.896	NV	-10
			5260	-15000	-2.896	NV	0
			5260	-15000	-2.896	NV	+10
			5260	-15000	-2.896	NV	+20
			5260	-15000	-2.896	NV	+30
			5260	-15000	-2.896	NV	+40
			5260	-15000	-2.896	NV	+50

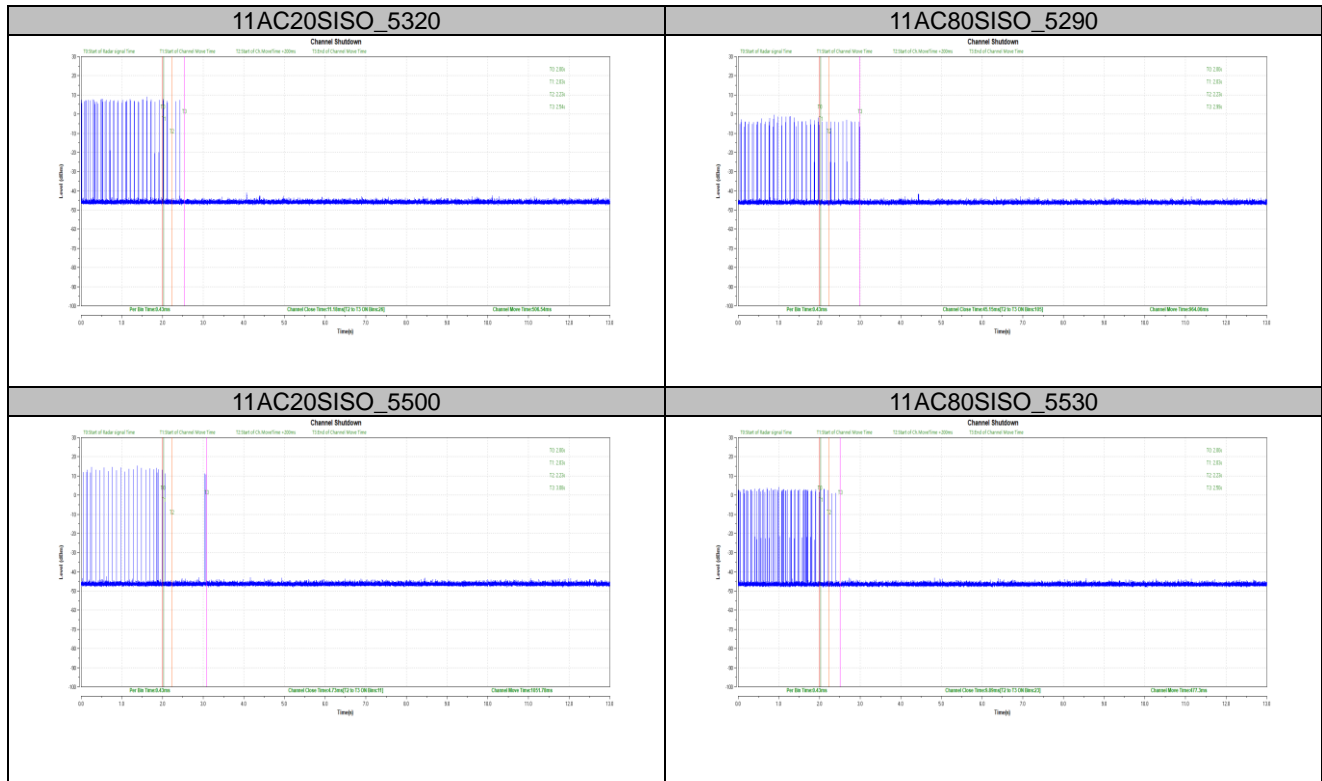
## DFS Detection Thresholds

TestMode	Channel	Radar Type	Result
11AC20SISO	5320	Type0	-64.49
	5500	Type0	-62.35
11AC80SISO	5290	Type0	-64.90
	5530	Type0	-62.45



## Channel Move Time and Channel Closing Transmission Time

TestMode	Channel	CCT[ms]	Limit[ms]	CMT[ms]
11AC20SISO	5320	11.18	60	506.54
	5500	4.73	60	1051.78
11AC80SISO	5290	45.15	60	964.06
	5530	9.89	60	477.3



## Non-Occupancy Period

TestMode	Channel	Result	Limit[s]	Verdict
11AC20SISO	5320	see test graph	>=1800	PASS
	5500	see test graph	>=1800	PASS
11AC80SISO	5290	see test graph	>=1800	PASS
	5530	see test graph	>=1800	PASS

