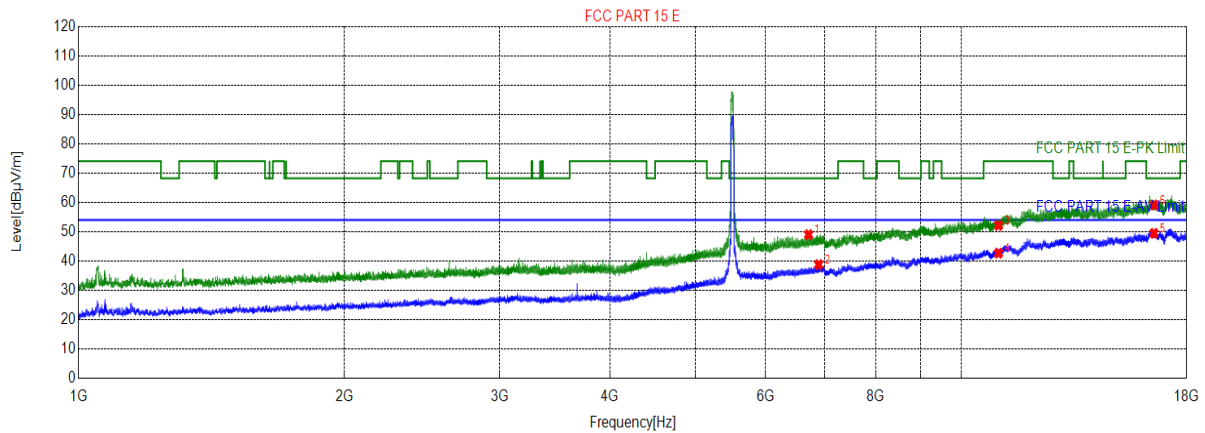


<b>Product Name:</b>	Smart Phone	<b>Product Model:</b>	TA-1370
<b>Test By:</b>	Mike	<b>Polarization:</b>	Horizontal
<b>Test Voltage:</b>	AC 120V/60Hz	<b>Environment:</b>	Temp: 24°C Huni: 57%

**802.11n40 Channel 102**

**Test Graph**



**Suspected List**

Suspected List								
NO.	Freq. [MHz]	Level [dBµV/m]	Factor [dB]	Limit [dBµV/m]	Margin [dB]	Height [cm]	Angle [°]	Polarity
1	6714.68	48.99	18.64	68.20	19.21	174	18	Horizontal
2	6892.89	38.77	18.86	54.00	15.23	198	260	Horizontal
3	11020.0	52.14	-1.13	74.00	21.86	175	235	Horizontal
4	11020.0	42.68	-1.13	54.00	11.32	165	160	Horizontal
5	16530.0	49.45	3.78	54.00	4.55	187	360	Horizontal
6	16530.0	59.11	3.78	68.20	9.09	194	99	Horizontal

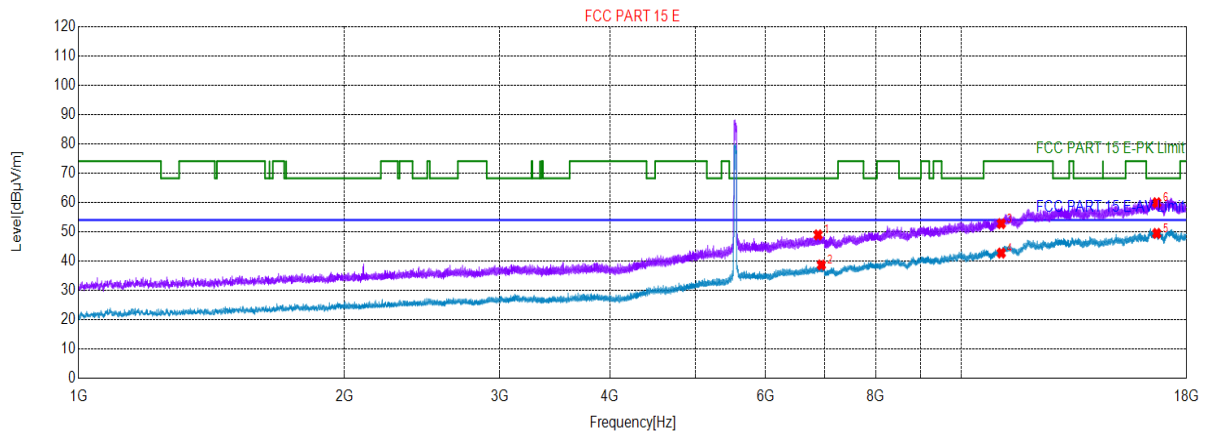
*Remark:*

1. Final Level = Receiver Read level + Factor (Antenna Factor + Cable Loss – Preamplifier Factor).
2. The emission levels of other frequencies are very lower than the limit and not show in test report.

<b>Product Name:</b>	Smart Phone	<b>Product Model:</b>	TA-1370
<b>Test By:</b>	Mike	<b>Polarization:</b>	Vertical
<b>Test Voltage:</b>	AC 120V/60Hz	<b>Environment:</b>	Temp: 24°C Huni: 57%

**802.11n40 Channel 110**

**Test Graph**



★ PK Detector    ★ RMS Detector

**Suspected List**

Suspected List								
NO.	Freq. [MHz]	Level [dBµV/m]	Factor [dB]	Limit [dBµV/m]	Margin [dB]	Height [cm]	Angle [°]	Polarity
1	6882.99	48.90	19.03	68.20	19.30	271	124	Vertical
2	6942.39	38.64	19.08	54.00	15.36	258	109	Vertical
3	11100.0	52.74	-0.99	74.00	21.26	274	175	Vertical
4	11100.0	42.70	-0.99	54.00	11.30	265	2	Vertical
5	16650.0	49.40	3.90	54.00	4.60	221	281	Vertical
6	16650.0	59.87	3.90	68.20	8.33	284	190	Vertical

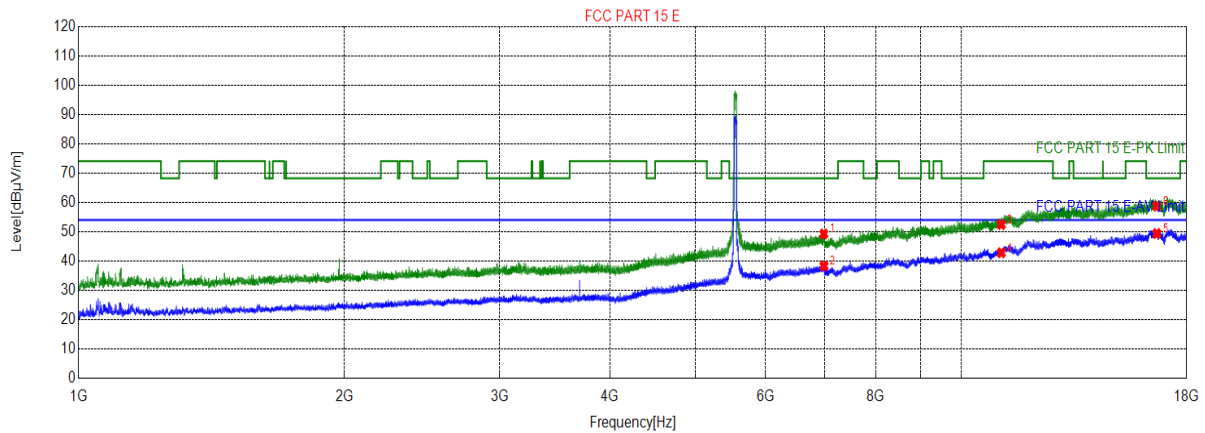
*Remark:*

1. Final Level = Receiver Read level + Factor (Antenna Factor + Cable Loss – Preamplifier Factor).
2. The emission levels of other frequencies are very lower than the limit and not show in test report.

<b>Product Name:</b>	Smart Phone	<b>Product Model:</b>	TA-1370
<b>Test By:</b>	Mike	<b>Polarization:</b>	Horizontal
<b>Test Voltage:</b>	AC 120V/60Hz	<b>Environment:</b>	Temp: 24°C Huni: 57%

802.11n40 Channel 110

Test Graph



★ PK Detector    ★ RMS Detector

Suspected List

Suspected List								
NO.	Freq. [MHz]	Level [dBµV/m]	Factor [dB]	Limit [dBµV/m]	Margin [dB]	Height [cm]	Angle [°]	Polarity
1	6985.89	49.22	19.15	68.20	18.98	174	298	Horizontal
2	6989.79	38.29	19.22	54.00	15.71	165	215	Horizontal
3	11100.0	52.44	-0.99	74.00	21.56	184	274	Horizontal
4	11100.0	42.80	-0.99	54.00	11.20	175	167	Horizontal
5	16650.0	49.37	3.90	54.00	4.63	165	349	Horizontal
6	16650.0	58.70	3.90	68.20	9.50	188	296	Horizontal

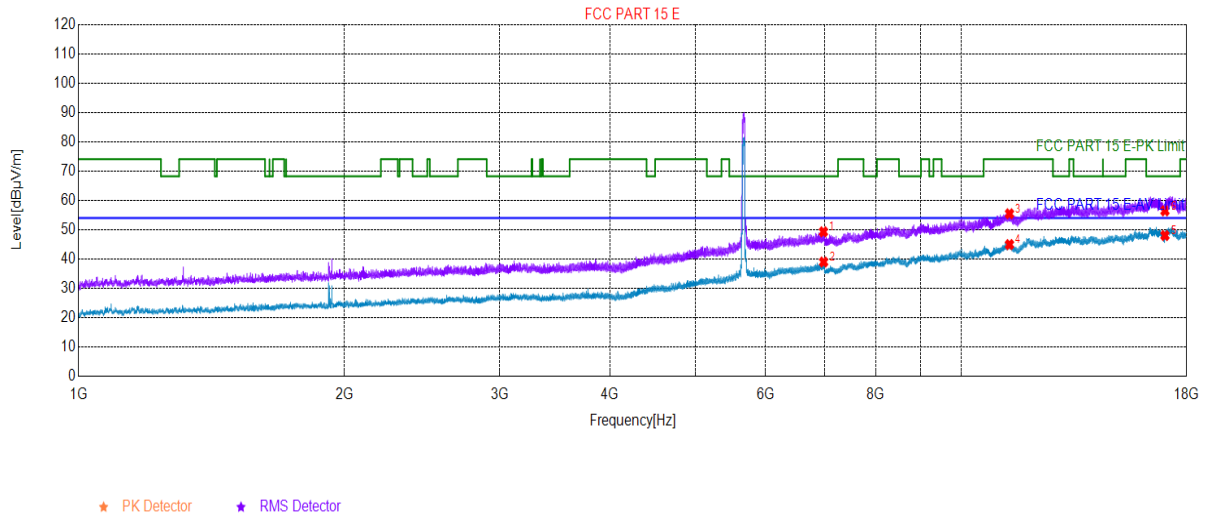
Remark:

- Final Level = Receiver Read level + Factor (Antenna Factor + Cable Loss – Preamplifier Factor).
- The emission levels of other frequencies are very lower than the limit and not show in test report.

<b>Product Name:</b>	Smart Phone	<b>Product Model:</b>	TA-1370
<b>Test By:</b>	Mike	<b>Polarization:</b>	Vertical
<b>Test Voltage:</b>	AC 120V/60Hz	<b>Environment:</b>	Temp: 24℃ Huni: 57%

**802.11n40 Channel 134**

**Test Graph**



**Suspected List**

Suspected List								
NO.	Freq. [MHz]	Level [dBµV/m]	Factor [dB]	Limit [dBµV/m]	Margin [dB]	Height [cm]	Angle [°]	Polarity
1	6979.29	49.28	19.02	68.20	18.92	241	117	Vertical
2	6982.59	38.97	19.08	54.00	15.03	258	291	Vertical
3	11340.0	55.42	-0.51	74.00	18.58	216	31	Vertical
4	11340.0	44.92	-0.51	54.00	9.08	271	62	Vertical
5	17010.0	48.01	3.20	54.00	5.99	259	130	Vertical
6	17010.0	56.42	3.20	68.20	11.78	150	8	Vertical

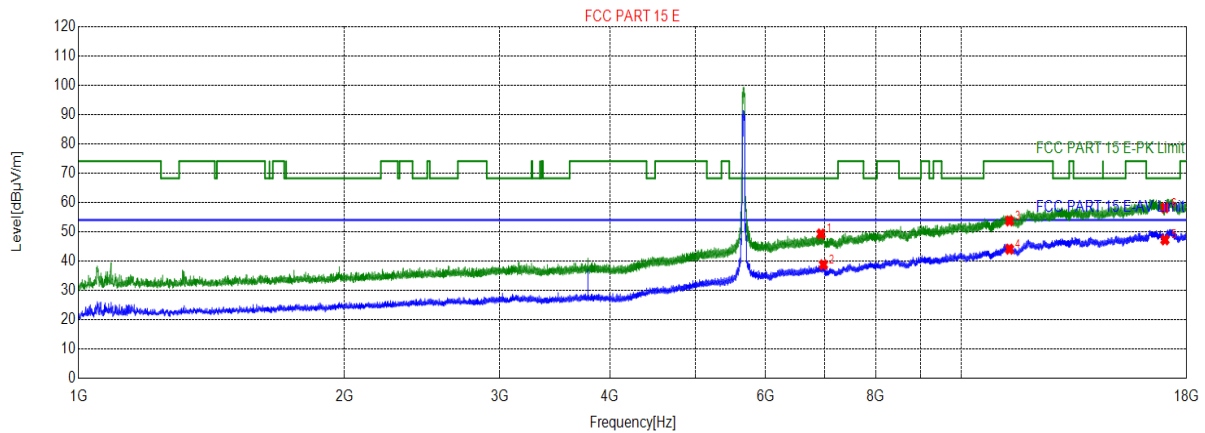
*Remark:*

- Final Level = Receiver Read level + Factor (Antenna Factor + Cable Loss – Preamplifier Factor).
- The emission levels of other frequencies are very lower than the limit and not show in test report.

<b>Product Name:</b>	Smart Phone	<b>Product Model:</b>	TA-1370
<b>Test By:</b>	Mike	<b>Polarization:</b>	Horizontal
<b>Test Voltage:</b>	AC 120V/60Hz	<b>Environment:</b>	Temp: 24°C Humi: 57%

**802.11n40 Channel 134**

**Test Graph**



★ PK Detector    ★ RMS Detector

**Suspected List**

Suspected List								
NO.	Freq. [MHz]	Level [dBµV/m]	Factor [dB]	Limit [dBµV/m]	Margin [dB]	Height [cm]	Angle [°]	Polarity
1	6934.29	49.23	19.12	68.20	18.97	174	201	Horizontal
2	6979.29	38.73	19.02	54.00	15.27	198	352	Horizontal
3	11340.0	53.67	-0.51	74.00	20.33	175	221	Horizontal
4	11340.0	44.03	-0.51	54.00	9.97	162	228	Horizontal
5	17010.0	47.20	3.20	54.00	6.80	197	221	Horizontal
6	17010.0	58.15	3.20	68.20	10.05	171	47	Horizontal

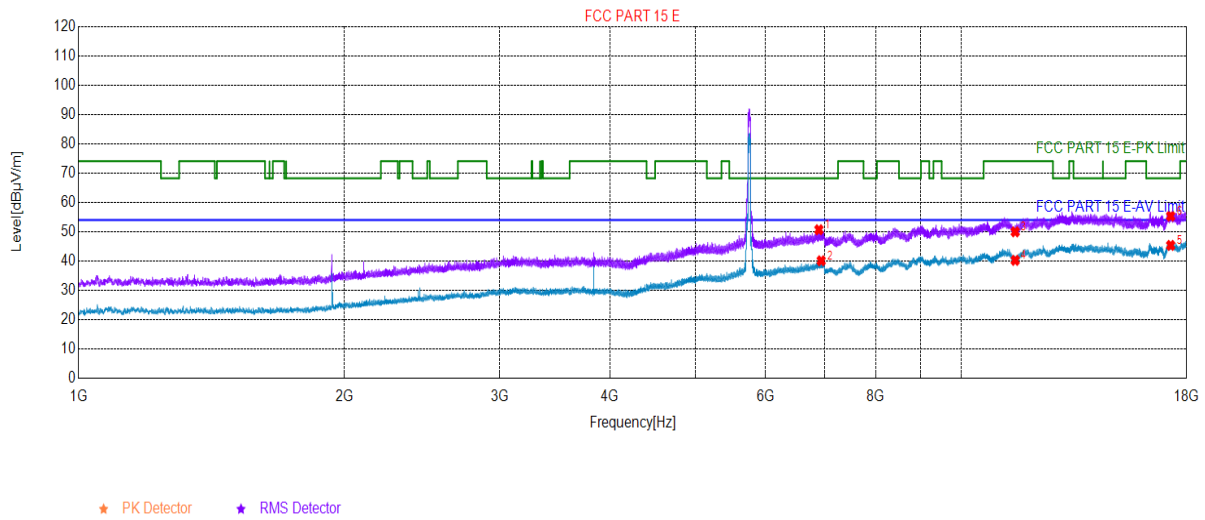
*Remark:*

1. Final Level = Receiver Read level + Factor (Antenna Factor + Cable Loss – Preamplifier Factor).
2. The emission levels of other frequencies are very lower than the limit and not show in test report.

<b>Product Name:</b>	Smart Phone	<b>Product Model:</b>	TA-1370
<b>Test By:</b>	Mike	<b>Polarization:</b>	Vertical
<b>Test Voltage:</b>	AC 120V/60Hz	<b>Environment:</b>	Temp: 24℃ Humi: 57%

802.11n40 Channel 151

Test Graph



Suspected List

Suspected List								
NO.	Freq. [MHz]	Level [dBµV/m]	Factor [dB]	Limit [dBµV/m]	Margin [dB]	Height [cm]	Angle [°]	Polarity
1	6898.2949	50.66	21.46	68.20	17.54	187	156	Vertical
2	6938.7969	40.08	21.47	54.00	13.92	165	314	Vertical
3	11510.0000	49.94	-0.55	74.00	24.06	174	146	Vertical
4	11510.0000	40.22	-0.55	54.00	13.78	162	357	Vertical
5	17265.0000	45.33	0.40	54.00	8.67	198	221	Vertical
6	17265.0000	55.32	0.40	68.20	12.88	165	24	Vertical

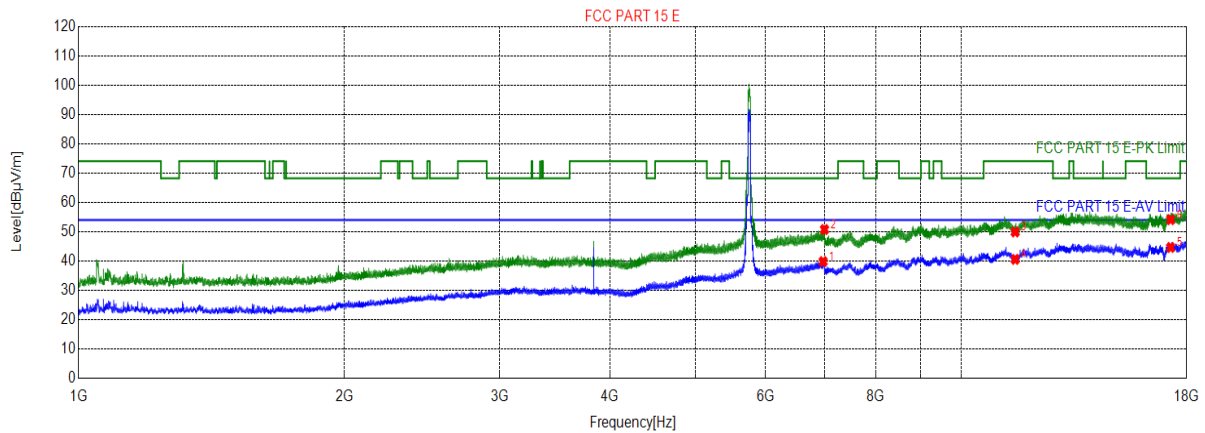
Remark:

- Final Level = Receiver Read level + Factor (Antenna Factor + Cable Loss – Preamplifier Factor).
- The emission levels of other frequencies are very lower than the limit and not show in test report.

<b>Product Name:</b>	Smart Phone	<b>Product Model:</b>	TA-1370
<b>Test By:</b>	Mike	<b>Polarization:</b>	Horizontal
<b>Test Voltage:</b>	AC 120V/60Hz	<b>Environment:</b>	Temp: 24℃ Huni: 57%

802.11n40 Channel 151

Test Graph



★ PK Detector    ★ RMS Detector

Suspected List

Suspected List								
NO.	Freq. [MHz]	Level [dBµV/m]	Factor [dB]	Limit [dBµV/m]	Margin [dB]	Height [cm]	Angle [°]	Polarity
1	6973.5987	39.82	21.25	54.00	14.18	174	194	Horizontal
2	6999.1000	50.73	21.64	68.20	17.47	165	27	Horizontal
3	11510.0000	49.89	-0.55	74.00	24.11	184	287	Horizontal
4	11510.0000	40.56	-0.55	54.00	13.44	195	129	Horizontal
5	17265.0000	44.63	0.40	54.00	9.37	174	272	Horizontal
6	17265.0000	54.09	0.40	68.20	14.11	168	16	Horizontal

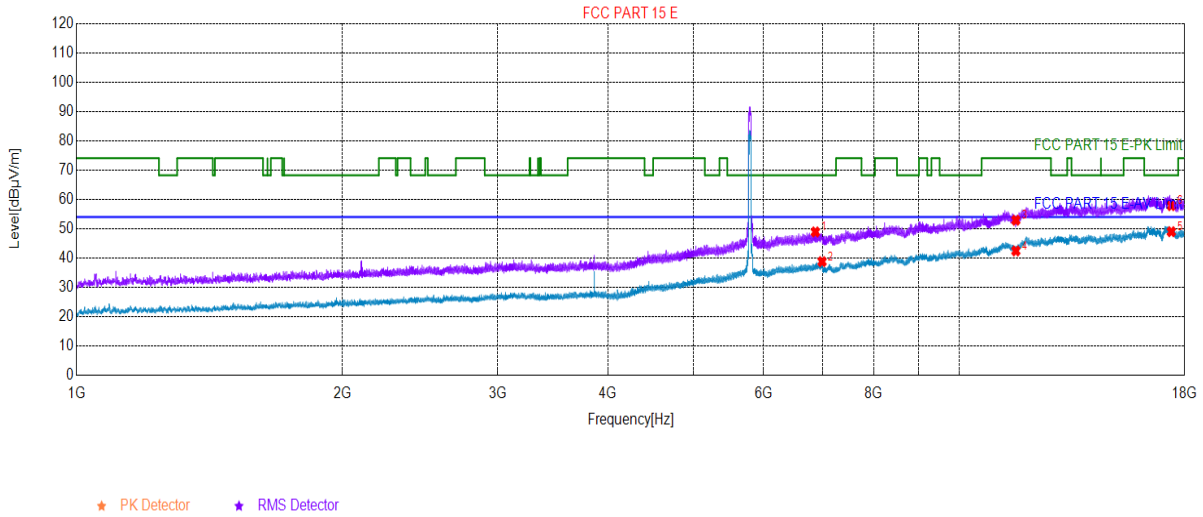
Remark:

- Final Level = Receiver Read level + Factor (Antenna Factor + Cable Loss – Preamplifier Factor).
- The emission levels of other frequencies are very lower than the limit and not show in test report.

<b>Product Name:</b>	Smart Phone	<b>Product Model:</b>	TA-1370
<b>Test By:</b>	Mike	<b>Polarization:</b>	Vertical
<b>Test Voltage:</b>	AC 120V/60Hz	<b>Environment:</b>	Temp: 24°C Huni: 57%

802.11n40 Channel 159

**Test Graph**



**Suspected List**

NO.	Freq. [MHz]	Level [dBµV/m]	Factor [dB]	Limit [dBµV/m]	Margin [dB]	Height [cm]	Angle [°]	Polarity
1	6870.39	48.88	18.54	68.20	19.32	174	156	Vertical
2	6991.89	38.76	19.23	54.00	15.24	165	19	Vertical
3	11590.0	52.88	-0.06	74.00	21.12	184	190	Vertical
4	11590.0	42.41	-0.06	54.00	11.59	174	326	Vertical
5	17385.0	48.97	3.19	54.00	5.03	158	76	Vertical
6	17385.0	57.87	3.19	68.20	10.33	192	273	Vertical

*Remark:*

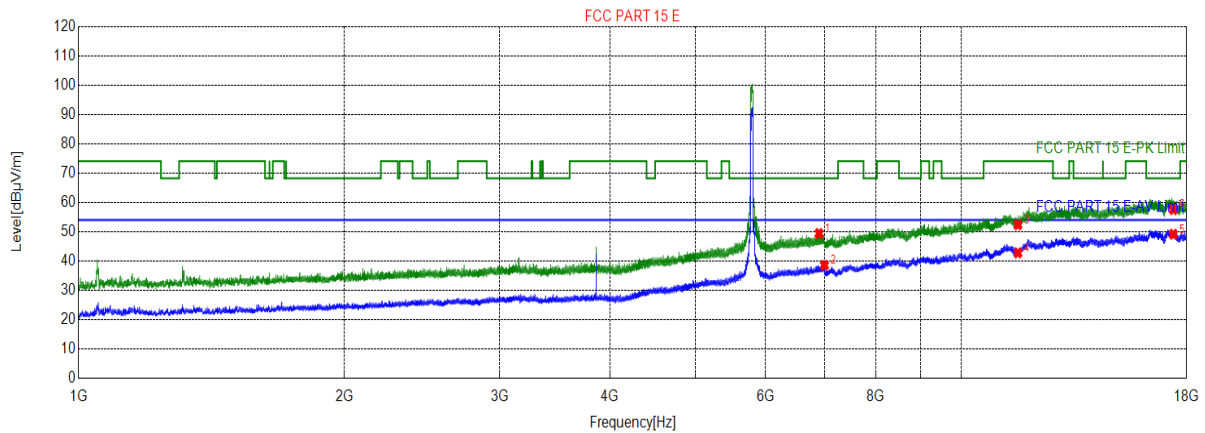
1. Final Level = Receiver Read level + Factor (Antenna Factor + Cable Loss – Preamplifier Factor).
2. The emission levels of other frequencies are very lower than the limit and not show in test report.



<b>Product Name:</b>	Smart Phone	<b>Product Model:</b>	TA-1370
<b>Test By:</b>	Mike	<b>Polarization:</b>	Horizontal
<b>Test Voltage:</b>	AC 120V/60Hz	<b>Environment:</b>	Temp: 24°C Huni: 57%

**802.11n40 Channel 159**

**Test Graph**



★ PK Detector    ★ RMS Detector

**Suspected List**

Suspected List								
NO.	Freq. [MHz]	Level [dBµV/m]	Factor [dB]	Limit [dBµV/m]	Margin [dB]	Height [cm]	Angle [°]	Polarity
1	6899.79	49.38	19.24	68.20	18.82	174	147	Horizontal
2	6998.49	38.54	19.26	54.00	15.46	175	245	Horizontal
3	11590.0	52.33	-0.06	74.00	21.67	195	251	Horizontal
4	11590.0	42.75	-0.06	54.00	11.25	174	213	Horizontal
5	17385.0	49.13	3.19	54.00	4.87	165	8	Horizontal
6	17385.0	57.52	3.19	68.20	10.68	157	122	Horizontal

*Remark:*

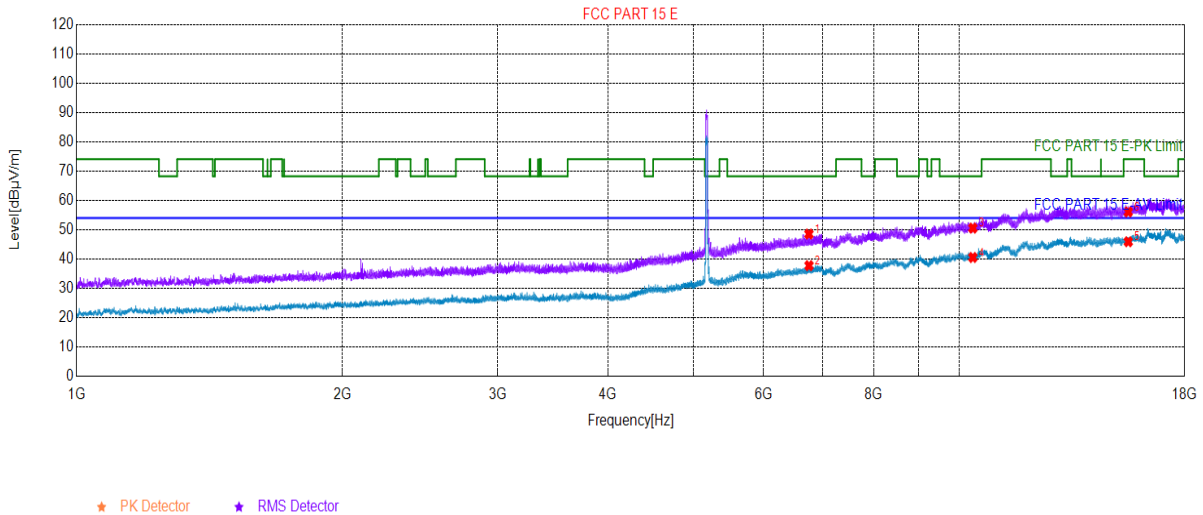
1. Final Level = Receiver Read level + Factor (Antenna Factor + Cable Loss – Preamplifier Factor).
2. The emission levels of other frequencies are very lower than the limit and not show in test report.

802.11ac20 mode

Product Name:	Smart Phone	Product Model:	TA-1370
Test By:	Mike	Polarization:	Vertical
Test Voltage:	AC 120V/60Hz	Environment:	Temp: 24°C Huni: 57%

802.11ac 20 Channel 36

Test Graph



Suspected List

Suspected List								
NO.	Freq. [MHz]	Level [dBµV/m]	Factor [dB]	Limit [dBµV/m]	Margin [dB]	Height [cm]	Angle [°]	Polarity
1	6756.08	48.51	19.17	68.20	19.69	222	321	Vertical
2	6757.88	37.73	19.29	54.00	16.27	245	61	Vertical
3	10360.0	50.53	-2.89	68.20	17.67	263	158	Vertical
4	10360.0	40.52	-2.89	54.00	13.48	274	343	Vertical
5	15540.0	45.88	4.59	54.00	8.12	295	206	Vertical
6	15540.0	56.05	4.59	74.00	17.95	257	74	Vertical

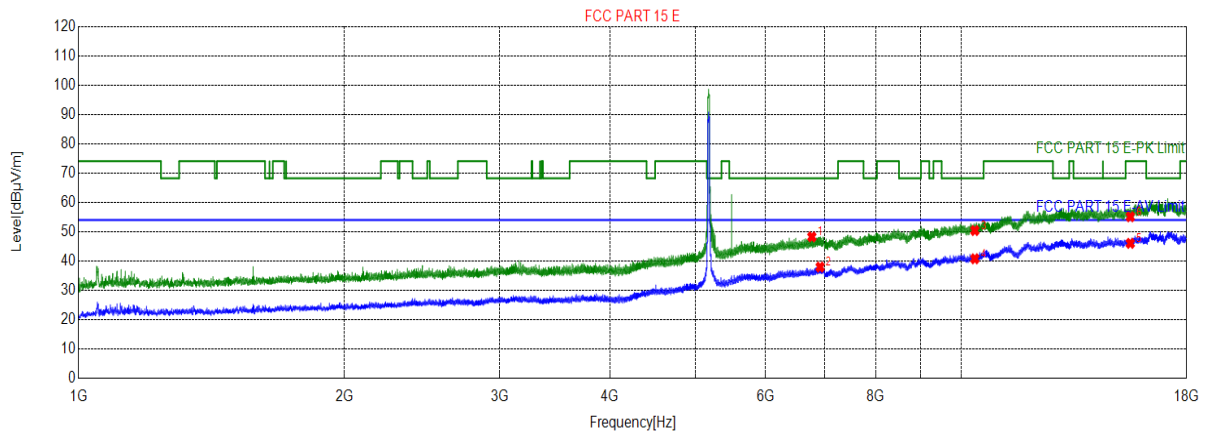
Remark:

- Final Level = Receiver Read level + Factor (Antenna Factor + Cable Loss – Preamplifier Factor).
- The emission levels of other frequencies are very lower than the limit and not show in test report.

<b>Product Name:</b>	Smart Phone	<b>Product Model:</b>	TA-1370
<b>Test By:</b>	Mike	<b>Polarization:</b>	Horizontal
<b>Test Voltage:</b>	AC 120V/60Hz	<b>Environment:</b>	Temp: 24°C Huni: 57%

802.11ac20 Channel 36

Test Graph



Suspected List

Suspected List								
NO.	Freq. [MHz]	Level [dBµV/m]	Factor [dB]	Limit [dBµV/m]	Margin [dB]	Height [cm]	Angle [°]	Polarity
1	6772.58	48.23	19.04	68.20	19.97	174	25	Horizontal
2	6919.29	37.93	18.84	54.00	16.07	158	93	Horizontal
3	10360.0	50.39	-2.89	68.20	17.81	162	46	Horizontal
4	10360.0	40.76	-2.89	54.00	13.24	145	168	Horizontal
5	15540.0	46.02	4.59	54.00	7.98	187	251	Horizontal
6	15540.0	55.09	4.59	74.00	18.91	119	258	Horizontal

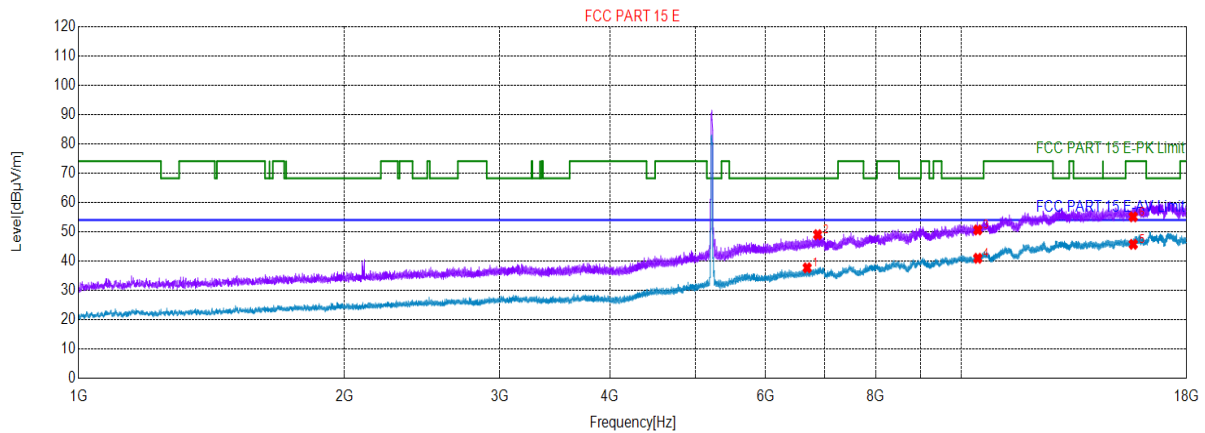
Remark:

- Final Level = Receiver Read level + Factor (Antenna Factor + Cable Loss – Preamplifier Factor).
- The emission levels of other frequencies are very lower than the limit and not show in test report.

<b>Product Name:</b>	Smart Phone	<b>Product Model:</b>	TA-1370
<b>Test By:</b>	Mike	<b>Polarization:</b>	Vertical
<b>Test Voltage:</b>	AC 120V/60Hz	<b>Environment:</b>	Temp: 24℃ Huni: 57%

**802.11ac 20 Channel 44**

**Test Graph**



**Suspected List**

Suspected List								
NO.	Freq. [MHz]	Level [dBµV/m]	Factor [dB]	Limit [dBµV/m]	Margin [dB]	Height [cm]	Angle [°]	Polarity
1	6689.48	37.67	19.35	54.00	16.33	274	86	Vertical
2	6875.79	48.98	18.90	68.20	19.22	254	179	Vertical
3	10440.0	50.59	-2.56	68.20	17.61	265	149	Vertical
4	10440.0	40.93	-2.56	54.00	13.07	284	40	Vertical
5	15660.0	45.68	4.31	54.00	8.32	241	346	Vertical
6	15660.0	55.07	4.31	74.00	18.93	248	104	Vertical

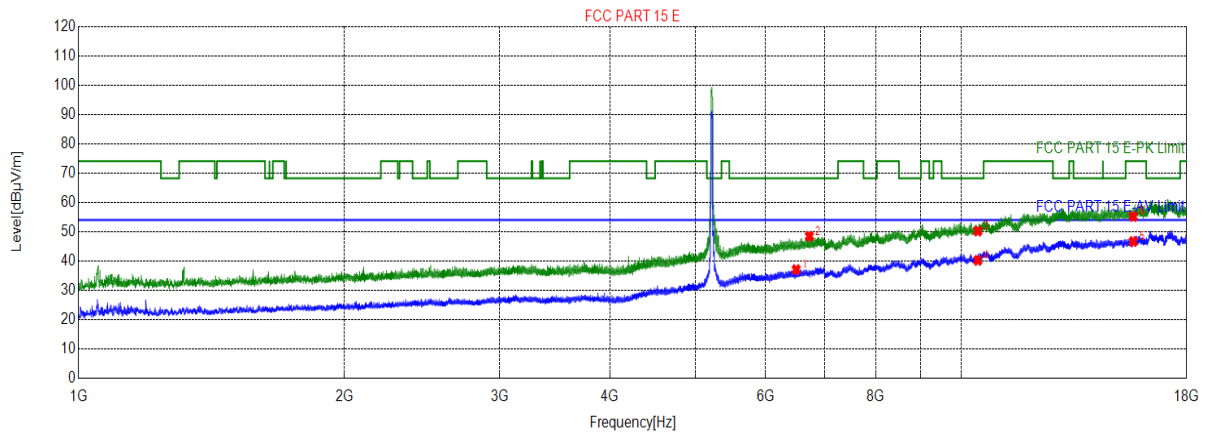
*Remark:*

1. Final Level = Receiver Read level + Factor (Antenna Factor + Cable Loss – Preamplifier Factor).
2. The emission levels of other frequencies are very lower than the limit and not show in test report.

<b>Product Name:</b>	Smart Phone	<b>Product Model:</b>	TA-1370
<b>Test By:</b>	Mike	<b>Polarization:</b>	Horizontal
<b>Test Voltage:</b>	AC 120V/60Hz	<b>Environment:</b>	Temp: 24℃ Huni: 57%

**802.11ac 20 Channel 44**

**Test Graph**



★ PK Detector    ★ RMS Detector

**Suspected List**

Suspected List								
NO.	Freq. [MHz]	Level [dBµV/m]	Factor [dB]	Limit [dBµV/m]	Margin [dB]	Height [cm]	Angle [°]	Polarity
1	6500.77	37.07	18.46	54.00	16.93	178	152	Horizontal
2	6728.48	48.42	18.88	68.20	19.78	156	204	Horizontal
3	10440.0	50.20	-2.56	68.20	18.00	184	158	Horizontal
4	10440.0	40.21	-2.56	54.00	13.79	157	237	Horizontal
5	15660.0	46.65	4.31	54.00	7.35	196	207	Horizontal
6	15660.0	55.20	4.31	74.00	18.80	184	9	Horizontal

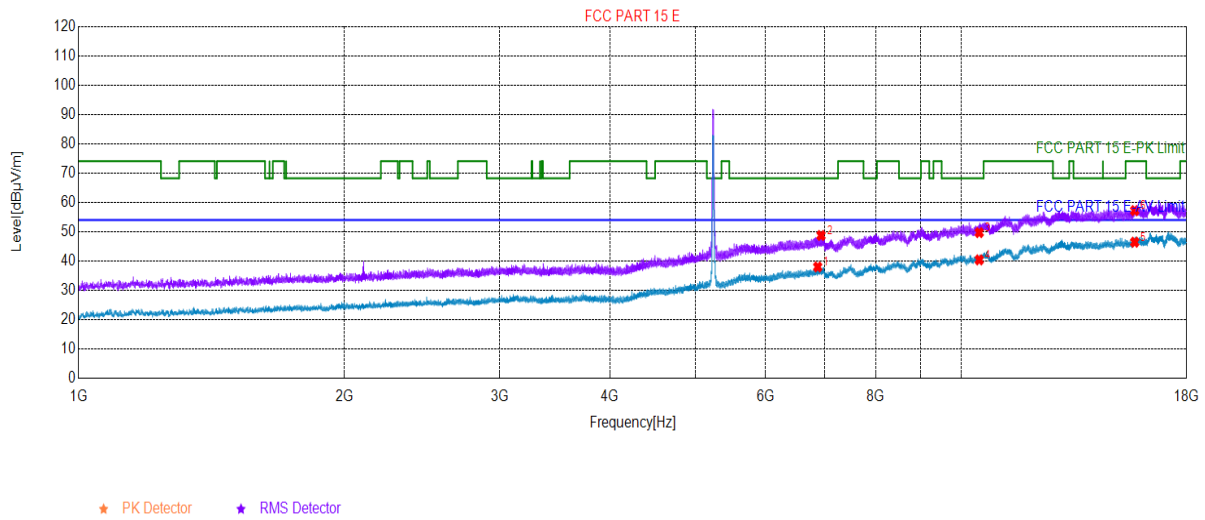
*Remark:*

1. Final Level = Receiver Read level + Factor (Antenna Factor + Cable Loss – Preamplifier Factor).
2. The emission levels of other frequencies are very lower than the limit and not show in test report.

<b>Product Name:</b>	Smart Phone	<b>Product Model:</b>	TA-1370
<b>Test By:</b>	Mike	<b>Polarization:</b>	Vertical
<b>Test Voltage:</b>	AC 120V/60Hz	<b>Environment:</b>	Temp: 24℃ Huni: 57%

**802.11ac 20 Channel 48**

**Test Graph**



**Suspected List**

Suspected List								
NO.	Freq. [MHz]	Level [dBµV/m]	Factor [dB]	Limit [dBµV/m]	Margin [dB]	Height [cm]	Angle [°]	Polarity
1	6876.39	37.98	18.94	54.00	16.02	174	98	Vertical
2	6936.09	48.70	19.12	68.20	19.50	198	302	Vertical
3	10480.0	49.68	-2.45	68.20	18.52	145	110	Vertical
4	10480.0	40.39	-2.45	54.00	13.61	176	125	Vertical
5	15720.0	46.42	4.37	54.00	7.58	185	203	Vertical
6	15720.0	57.18	4.37	74.00	16.82	188	180	Vertical

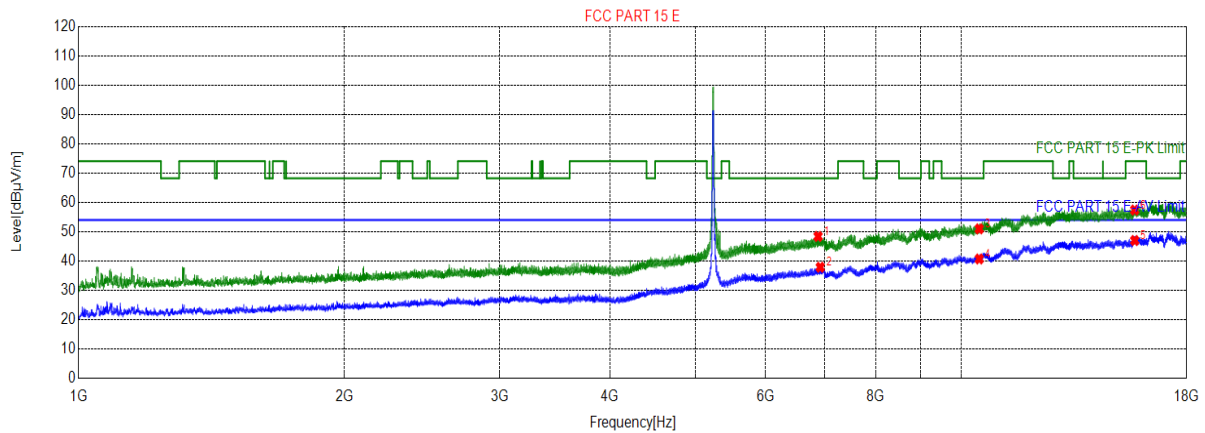
*Remark:*

- Final Level = Receiver Read level + Factor (Antenna Factor + Cable Loss – Preamplifier Factor).
- The emission levels of other frequencies are very lower than the limit and not show in test report.

<b>Product Name:</b>	Smart Phone	<b>Product Model:</b>	TA-1370
<b>Test By:</b>	Mike	<b>Polarization:</b>	Horizontal
<b>Test Voltage:</b>	AC 120V/60Hz	<b>Environment:</b>	Temp: 24℃ Huni: 57%

**802.11ac 20 Channel 48**

**Test Graph**



★ PK Detector    ★ RMS Detector

**Suspected List**

Suspected List								
NO.	Freq. [MHz]	Level [dBµV/m]	Factor [dB]	Limit [dBµV/m]	Margin [dB]	Height [cm]	Angle [°]	Polarity
1	6883.29	48.38	19.02	68.20	19.82	174	352	Horizontal
2	6921.69	37.87	18.88	54.00	16.13	165	154	Horizontal
3	10480.0	50.96	-2.45	68.20	17.24	189	24	Horizontal
4	10480.0	40.70	-2.45	54.00	13.30	174	2	Horizontal
5	15720.0	46.99	4.37	54.00	7.01	157	72	Horizontal
6	15720.0	57.38	4.37	74.00	16.62	155	102	Horizontal

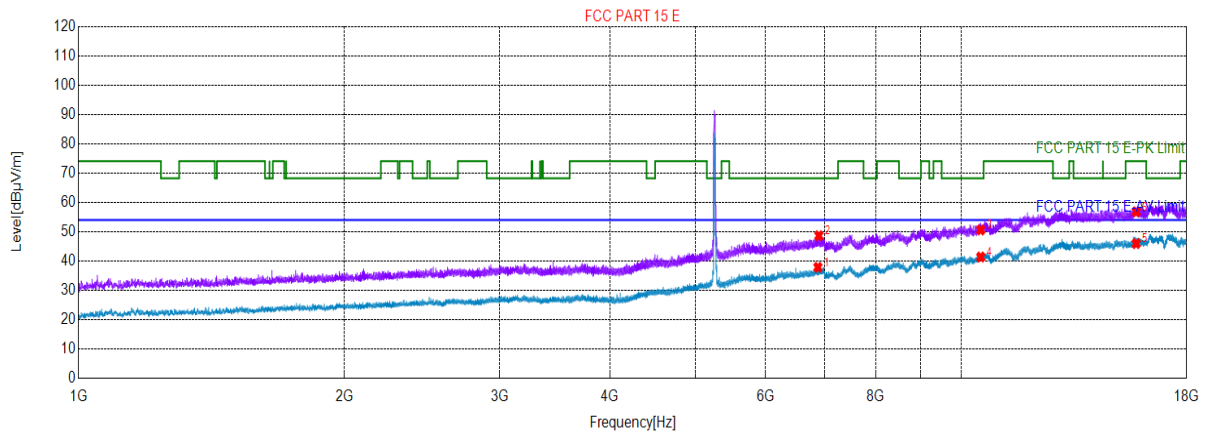
*Remark:*

1. Final Level = Receiver Read level + Factor (Antenna Factor + Cable Loss – Preamplifier Factor).
2. The emission levels of other frequencies are very lower than the limit and not show in test report.

<b>Product Name:</b>	Smart Phone	<b>Product Model:</b>	TA-1370
<b>Test By:</b>	Mike	<b>Polarization:</b>	Vertical
<b>Test Voltage:</b>	AC 120V/60Hz	<b>Environment:</b>	Temp: 24℃ Humi: 57%

**802.11ac 20 Channel 52**

**Test Graph**



★ PK Detector    ★ RMS Detector

**Suspected List**

Suspected List								
NO.	Freq. [MHz]	Level [dBµV/m]	Factor [dB]	Limit [dBµV/m]	Margin [dB]	Height [cm]	Angle [°]	Polarity
1	6879.39	37.84	19.13	54.00	16.16	174	344	Vertical
2	6898.29	48.62	19.16	68.20	19.58	165	2	Vertical
3	10520.0	50.58	-2.42	68.20	17.62	184	332	Vertical
4	10520.0	41.37	-2.42	54.00	12.63	165	325	Vertical
5	15780.0	45.94	4.57	54.00	8.06	175	122	Vertical
6	15780.0	56.78	4.57	74.00	17.22	185	144	Vertical

*Remark:*

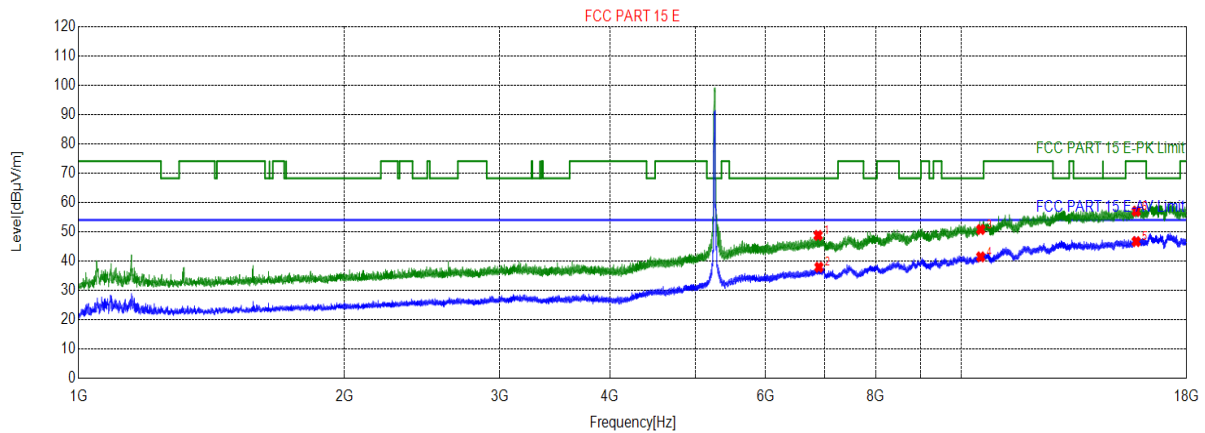
1. Final Level = Receiver Read level + Factor (Antenna Factor + Cable Loss – Preamplifier Factor).
2. The emission levels of other frequencies are very lower than the limit and not show in test report.



<b>Product Name:</b>	Smart Phone	<b>Product Model:</b>	TA-1370
<b>Test By:</b>	Mike	<b>Polarization:</b>	Horizontal
<b>Test Voltage:</b>	AC 120V/60Hz	<b>Environment:</b>	Temp: 24℃ Huni: 57%

**802.11ac 20 Channel 52**

**Test Graph**



★ PK Detector    ★ RMS Detector

**Suspected List**

Suspected List								
NO.	Freq. [MHz]	Level [dBµV/m]	Factor [dB]	Limit [dBµV/m]	Margin [dB]	Height [cm]	Angle [°]	Polarity
1	6883.89	48.72	18.99	68.20	19.48	174	321	Horizontal
2	6898.29	37.87	19.16	54.00	16.13	175	96	Horizontal
3	10520.0	50.74	-2.42	68.20	17.46	165	265	Horizontal
4	10520.0	41.42	-2.42	54.00	12.58	188	236	Horizontal
5	15780.0	46.62	4.57	54.00	7.38	192	46	Horizontal
6	15780.0	56.96	4.57	74.00	17.04	185	280	Horizontal

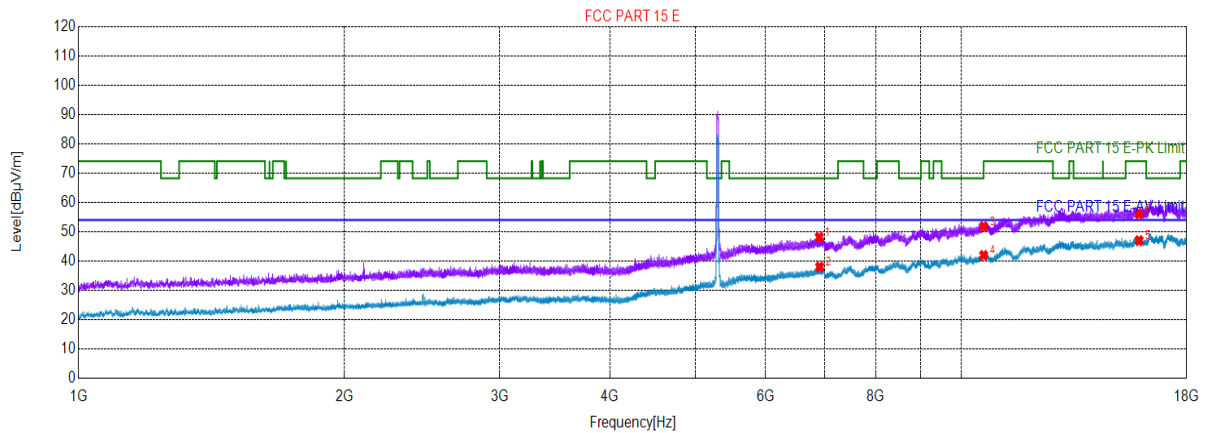
*Remark:*

1. Final Level = Receiver Read level + Factor (Antenna Factor + Cable Loss – Preamplifier Factor).
2. The emission levels of other frequencies are very lower than the limit and not show in test report.

<b>Product Name:</b>	Smart Phone	<b>Product Model:</b>	TA-1370
<b>Test By:</b>	Mike	<b>Polarization:</b>	Vertical
<b>Test Voltage:</b>	AC 120V/60Hz	<b>Environment:</b>	Temp: 24℃ Huni: 57%

**802.11ac 20 Channel 60**

**Test Graph**



★ PK Detector    ★ RMS Detector

**Suspected List**

Suspected List								
NO.	Freq. [MHz]	Level [dBµV/m]	Factor [dB]	Limit [dBµV/m]	Margin [dB]	Height [cm]	Angle [°]	Polarity
1	6904.89	48.10	19.06	68.20	20.10	174	214	Vertical
2	6911.79	37.98	18.85	54.00	16.02	165	9	Vertical
3	10600.0	51.76	-2.15	74.00	22.24	184	360	Vertical
4	10600.0	41.92	-2.15	54.00	12.08	156	252	Vertical
5	15900.0	46.96	4.74	54.00	7.04	189	138	Vertical
6	15900.0	56.04	4.74	74.00	17.96	175	138	Vertical

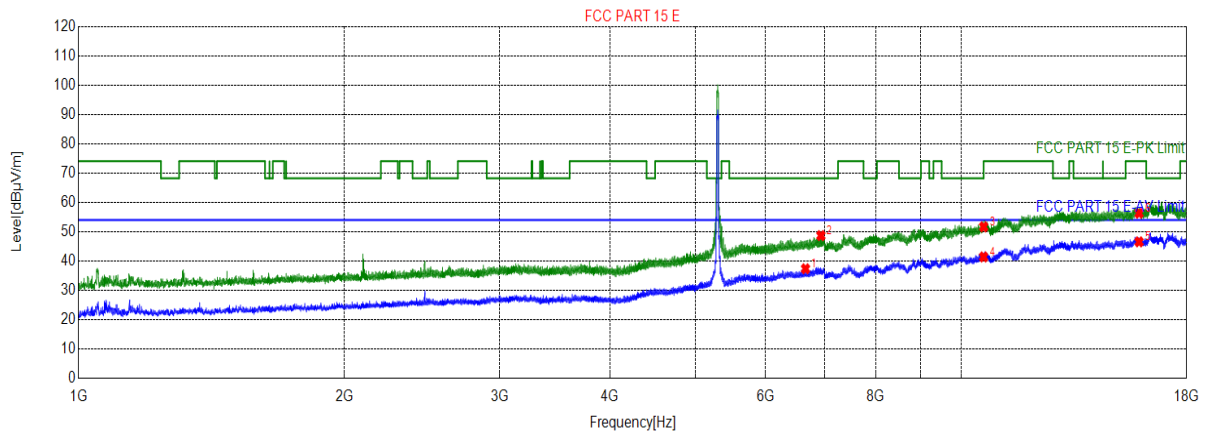
*Remark:*

1. Final Level = Receiver Read level + Factor (Antenna Factor + Cable Loss – Preamplifier Factor).
2. The emission levels of other frequencies are very lower than the limit and not show in test report.

<b>Product Name:</b>	Smart Phone	<b>Product Model:</b>	TA-1370
<b>Test By:</b>	Mike	<b>Polarization:</b>	Horizontal
<b>Test Voltage:</b>	AC 120V/60Hz	<b>Environment:</b>	Temp: 24°C Huni: 57%

**802.11ac 20 Channel 60**

**Test Graph**



★ PK Detector    ★ RMS Detector

**Suspected List**

Suspected List								
NO.	Freq. [MHz]	Level [dBµV/m]	Factor [dB]	Limit [dBµV/m]	Margin [dB]	Height [cm]	Angle [°]	Polarity
1	6660.98	37.34	18.94	54.00	16.66	178	124	Horizontal
2	6934.29	48.65	19.12	68.20	19.55	185	253	Horizontal
3	10600.0	51.65	-2.15	74.00	22.35	165	221	Horizontal
4	10600.0	41.39	-2.15	54.00	12.61	184	46	Horizontal
5	15900.0	46.53	4.74	54.00	7.47	125	122	Horizontal
6	15900.0	56.29	4.74	74.00	17.71	174	358	Horizontal

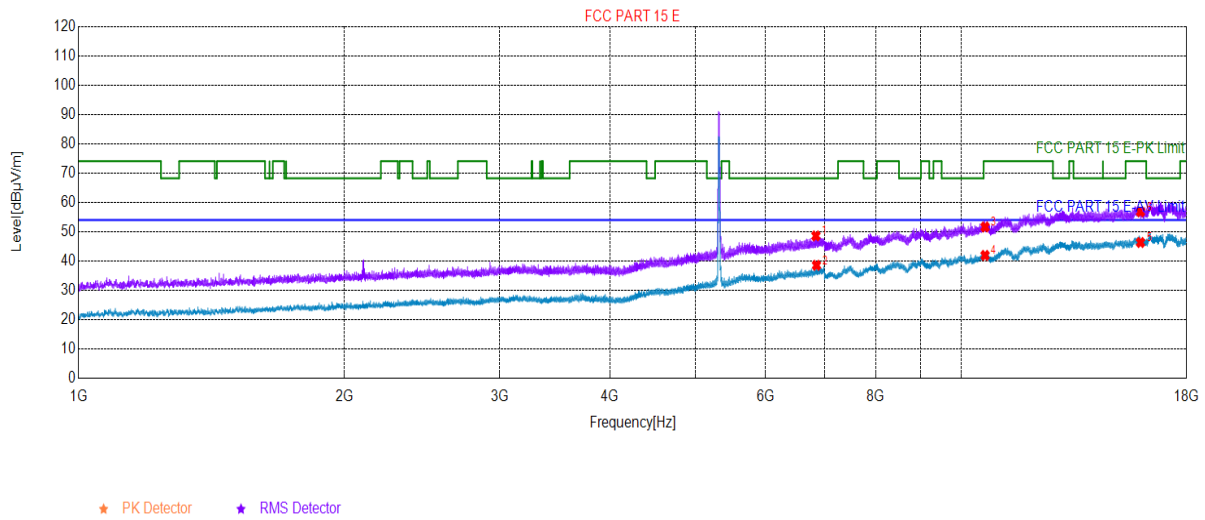
*Remark:*

1. Final Level = Receiver Read level + Factor (Antenna Factor + Cable Loss – Preamplifier Factor).
2. The emission levels of other frequencies are very lower than the limit and not show in test report.

<b>Product Name:</b>	Smart Phone	<b>Product Model:</b>	TA-1370
<b>Test By:</b>	Mike	<b>Polarization:</b>	Vertical
<b>Test Voltage:</b>	AC 120V/60Hz	<b>Environment:</b>	Temp: 24℃ Huni: 57%

**802.11ac 20 Channel 64**

**Test Graph**



**Suspected List**

Suspected List								
NO.	Freq. [MHz]	Level [dBµV/m]	Factor [dB]	Limit [dBµV/m]	Margin [dB]	Height [cm]	Angle [°]	Polarity
1	6843.69	48.56	19.18	68.20	19.64	274	139	Vertical
2	6854.49	38.52	19.10	54.00	15.48	265	299	Vertical
3	10640.0	51.61	-2.33	74.00	22.39	284	69	Vertical
4	10640.0	41.91	-2.33	54.00	12.09	275	282	Vertical
5	15960.0	46.31	4.32	54.00	7.69	265	244	Vertical
6	15960.0	56.79	4.32	74.00	17.21	298	199	Vertical

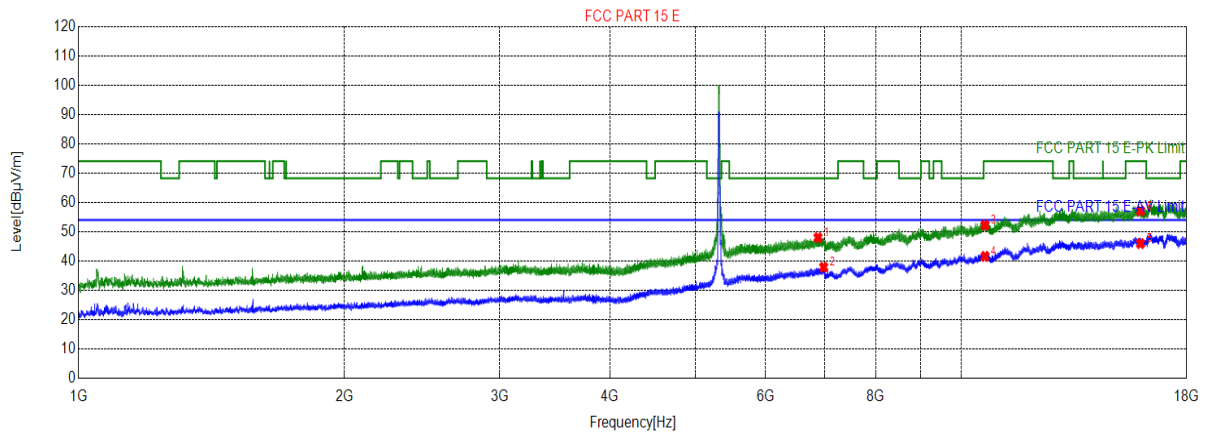
**Remark:**

- Final Level = Receiver Read level + Factor (Antenna Factor + Cable Loss – Preamplifier Factor).
- The emission levels of other frequencies are very lower than the limit and not show in test report.

<b>Product Name:</b>	Smart Phone	<b>Product Model:</b>	TA-1370
<b>Test By:</b>	Mike	<b>Polarization:</b>	Horizontal
<b>Test Voltage:</b>	AC 120V/60Hz	<b>Environment:</b>	Temp: 24℃ Huni: 57%

**802.11ac 20 Channel 64**

**Test Graph**



★ PK Detector    ★ RMS Detector

**Suspected List**

Suspected List								
NO.	Freq. [MHz]	Level [dBµV/m]	Factor [dB]	Limit [dBµV/m]	Margin [dB]	Height [cm]	Angle [°]	Polarity
1	6881.79	47.96	19.09	68.20	20.24	174	230	Horizontal
2	6983.79	37.87	19.11	54.00	16.13	198	169	Horizontal
3	10640.0	52.22	-2.33	74.00	21.78	175	130	Horizontal
4	10640.0	41.60	-2.33	54.00	12.40	162	266	Horizontal
5	15960.0	45.94	4.32	54.00	8.06	184	153	Horizontal
6	15960.0	57.07	4.32	74.00	16.93	187	191	Horizontal

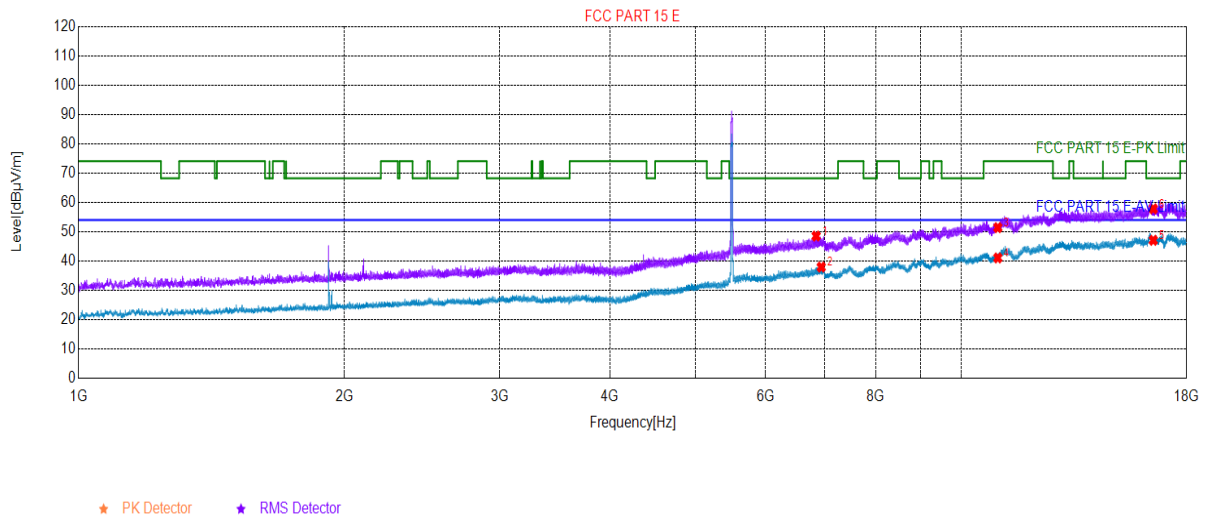
*Remark:*

1. Final Level = Receiver Read level + Factor (Antenna Factor + Cable Loss – Preamplifier Factor).
2. The emission levels of other frequencies are very lower than the limit and not show in test report.

<b>Product Name:</b>	Smart Phone	<b>Product Model:</b>	TA-1370
<b>Test By:</b>	Mike	<b>Polarization:</b>	Vertical
<b>Test Voltage:</b>	AC 120V/60Hz	<b>Environment:</b>	Temp: 24℃ Huni: 57%

**802.11ac 20 Channel 100**

**Test Graph**



**Suspected List**

Suspected List								
NO.	Freq. [MHz]	Level [dBµV/m]	Factor [dB]	Limit [dBµV/m]	Margin [dB]	Height [cm]	Angle [°]	Polarity
1	6848.19	48.51	19.10	68.20	19.69	274	260	Vertical
2	6940.29	37.92	19.14	54.00	16.08	285	299	Vertical
3	11000.0	51.38	-1.15	74.00	22.62	255	260	Vertical
4	11000.0	41.06	-1.15	54.00	12.94	265	184	Vertical
5	16500.0	47.06	3.78	54.00	6.94	241	154	Vertical
6	16500.0	57.80	3.78	68.20	10.40	235	176	Vertical

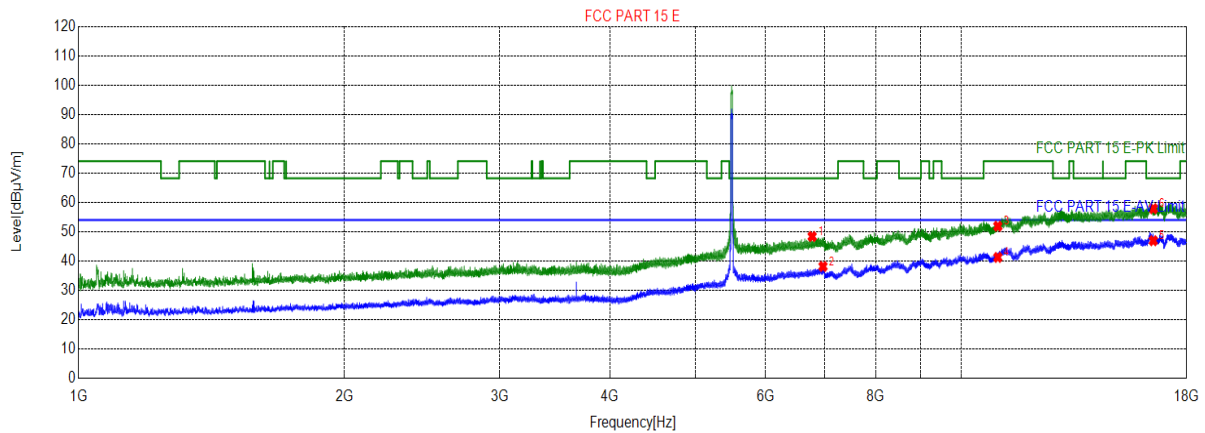
*Remark:*

1. Final Level = Receiver Read level + Factor (Antenna Factor + Cable Loss – Preamplifier Factor).
2. The emission levels of other frequencies are very lower than the limit and not show in test report.

<b>Product Name:</b>	Smart Phone	<b>Product Model:</b>	TA-1370
<b>Test By:</b>	Mike	<b>Polarization:</b>	Horizontal
<b>Test Voltage:</b>	AC 120V/60Hz	<b>Environment:</b>	Temp: 24℃ Huni: 57%

**802.11ac 20 Channel 100**

**Test Graph**



★ PK Detector    ★ RMS Detector

**Suspected List**

Suspected List								
NO.	Freq. [MHz]	Level [dBµV/m]	Factor [dB]	Limit [dBµV/m]	Margin [dB]	Height [cm]	Angle [°]	Polarity
1	6777.68	48.36	18.94	68.20	19.84	174	268	Horizontal
2	6972.09	38.14	18.87	54.00	15.86	188	17	Horizontal
3	11000.0	51.85	-1.15	74.00	22.15	195	244	Horizontal
4	11000.0	41.23	-1.15	54.00	12.77	157	47	Horizontal
5	16500.0	46.91	3.78	54.00	7.09	162	236	Horizontal
6	16500.0	57.85	3.78	68.20	10.35	155	320	Horizontal

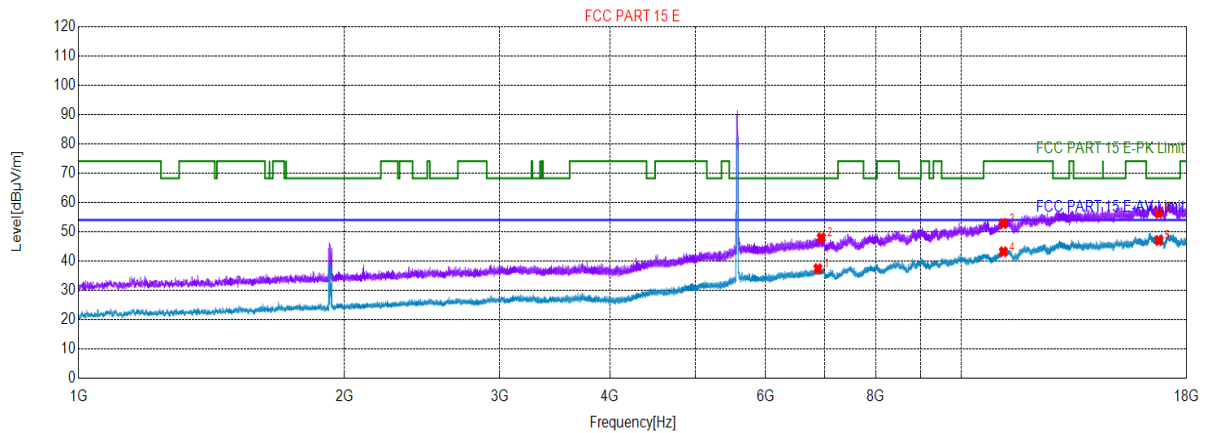
*Remark:*

1. Final Level = Receiver Read level + Factor (Antenna Factor + Cable Loss – Preamplifier Factor).
2. The emission levels of other frequencies are very lower than the limit and not show in test report.

<b>Product Name:</b>	Smart Phone	<b>Product Model:</b>	TA-1370
<b>Test By:</b>	Mike	<b>Polarization:</b>	Vertical
<b>Test Voltage:</b>	AC 120V/60Hz	<b>Environment:</b>	Temp: 24℃ Humi: 57%

**802.11ac 20 Channel 116**

**Test Graph**



★ PK Detector    ★ RMS Detector

**Suspected List**

Suspected List								
NO.	Freq. [MHz]	Level [dBµV/m]	Factor [dB]	Limit [dBµV/m]	Margin [dB]	Height [cm]	Angle [°]	Polarity
1	6879.39	37.39	19.13	54.00	16.61	241	132	Vertical
2	6940.89	47.92	19.12	68.20	20.28	256	116	Vertical
3	11160.0	52.74	-0.79	74.00	21.26	287	84	Vertical
4	11160.0	43.16	-0.79	54.00	10.84	225	206	Vertical
5	16740.0	46.97	4.14	54.00	7.03	244	275	Vertical
6	16740.0	56.33	4.14	68.20	11.87	263	53	Vertical

*Remark:*

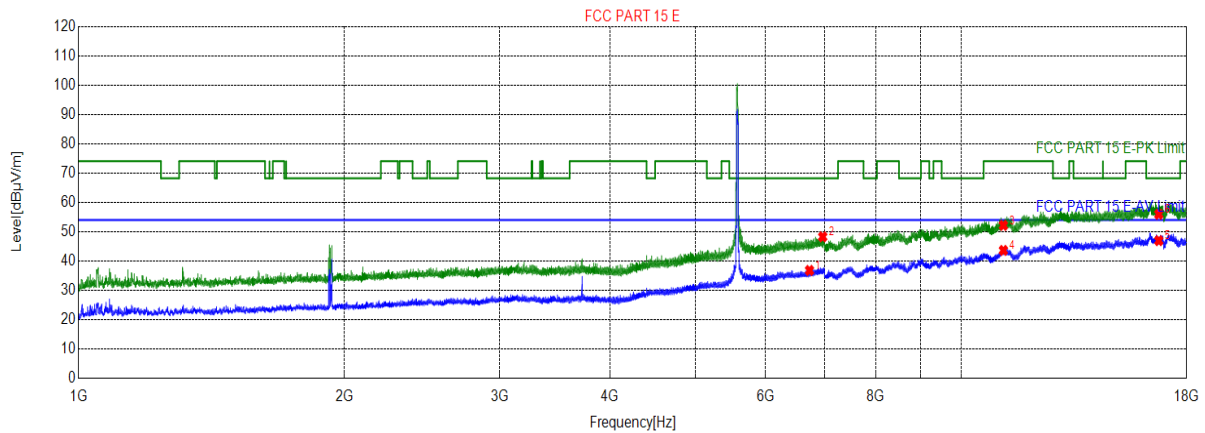
- Final Level = Receiver Read level + Factor (Antenna Factor + Cable Loss – Preamplifier Factor).
- The emission levels of other frequencies are very lower than the limit and not show in test report.



<b>Product Name:</b>	Smart Phone	<b>Product Model:</b>	TA-1370
<b>Test By:</b>	Mike	<b>Polarization:</b>	Horizontal
<b>Test Voltage:</b>	AC 120V/60Hz	<b>Environment:</b>	Temp: 24°C Humi: 57%

802.11ac 20 Channel 116

Test Graph



★ PK Detector    ★ RMS Detector

Suspected List

Suspected List								
NO.	Freq. [MHz]	Level [dBµV/m]	Factor [dB]	Limit [dBµV/m]	Margin [dB]	Height [cm]	Angle [°]	Polarity
1	6730.28	36.78	18.92	54.00	17.22	174	321	Horizontal
2	6966.99	48.25	18.80	68.20	19.95	158	0	Horizontal
3	11160.0	52.13	-0.79	74.00	21.87	165	305	Horizontal
4	11160.0	43.62	-0.79	54.00	10.38	184	191	Horizontal
5	16740.0	46.94	4.14	54.00	7.06	132	321	Horizontal
6	16740.0	55.93	4.14	68.20	12.27	185	122	Horizontal

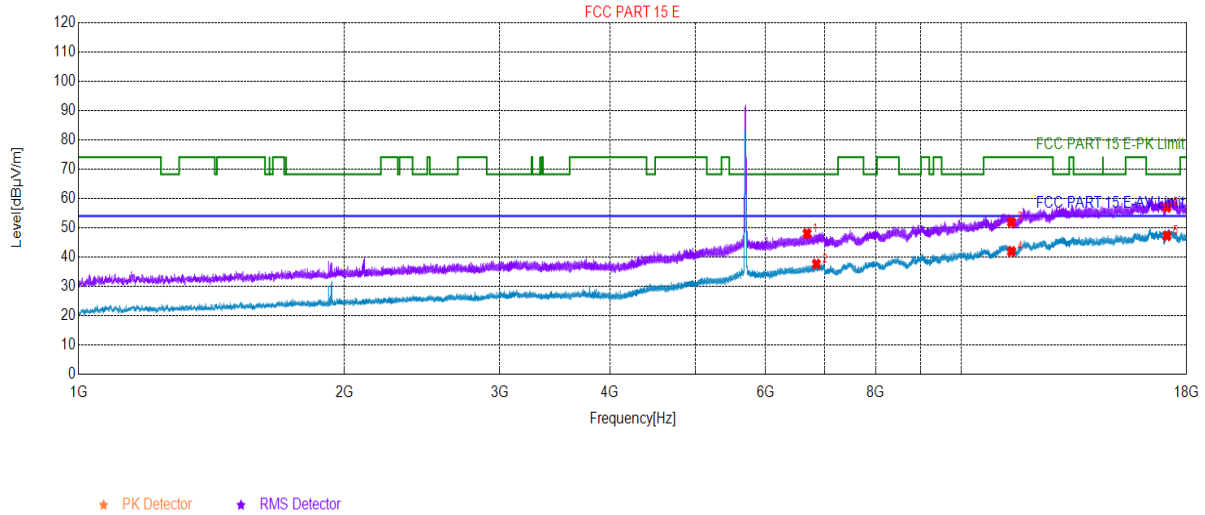
Remark:

- Final Level = Receiver Read level + Factor (Antenna Factor + Cable Loss – Preamplifier Factor).
- The emission levels of other frequencies are very lower than the limit and not show in test report.

<b>Product Name:</b>	Smart Phone	<b>Product Model:</b>	TA-1370
<b>Test By:</b>	Mike	<b>Polarization:</b>	Vertical
<b>Test Voltage:</b>	AC 120V/60Hz	<b>Environment:</b>	Temp: 24℃ Huni: 57%

**802.11ac 20 Channel 140**

**Test Graph**



**Suspected List**

Suspected List								
NO.	Freq. [MHz]	Level [dBµV/m]	Factor [dB]	Limit [dBµV/m]	Margin [dB]	Height [cm]	Angle [°]	Polarity
1	6688.28	47.99	19.29	68.20	20.21	241	214	Vertical
2	6852.09	37.59	19.08	54.00	16.41	251	305	Vertical
3	11400.0	51.87	-0.41	74.00	22.13	257	268	Vertical
4	11400.0	41.89	-0.41	54.00	12.11	268	47	Vertical
5	17100.0	47.24	2.35	54.00	6.76	295	100	Vertical
6	17100.0	56.94	2.35	68.20	11.26	241	153	Vertical

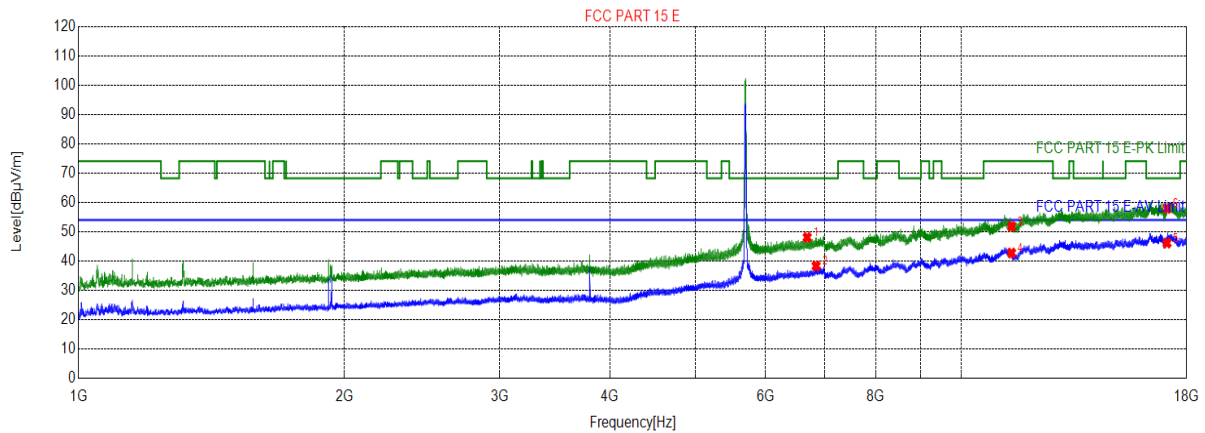
*Remark:*

- Final Level = Receiver Read level + Factor (Antenna Factor + Cable Loss – Preamplifier Factor).
- The emission levels of other frequencies are very lower than the limit and not show in test report.

<b>Product Name:</b>	Smart Phone	<b>Product Model:</b>	TA-1370
<b>Test By:</b>	Mike	<b>Polarization:</b>	Horizontal
<b>Test Voltage:</b>	AC 120V/60Hz	<b>Environment:</b>	Temp: 24℃ Huni: 57%

**802.11ac 20 Channel 140**

**Test Graph**



★ PK Detector    ★ RMS Detector

**Suspected List**

Suspected List								
NO.	Freq. [MHz]	Level [dBµV/m]	Factor [dB]	Limit [dBµV/m]	Margin [dB]	Height [cm]	Angle [°]	Polarity
1	6689.78	48.03	19.37	68.20	20.17	141	102	Horizontal
2	6848.19	38.29	19.10	54.00	15.71	175	358	Horizontal
3	11400.0	51.78	-0.41	74.00	22.22	165	192	Horizontal
4	11400.0	42.72	-0.41	54.00	11.28	184	9	Horizontal
5	17100.0	46.13	2.35	54.00	7.87	171	138	Horizontal
6	17100.0	57.96	2.35	68.20	10.24	136	207	Horizontal

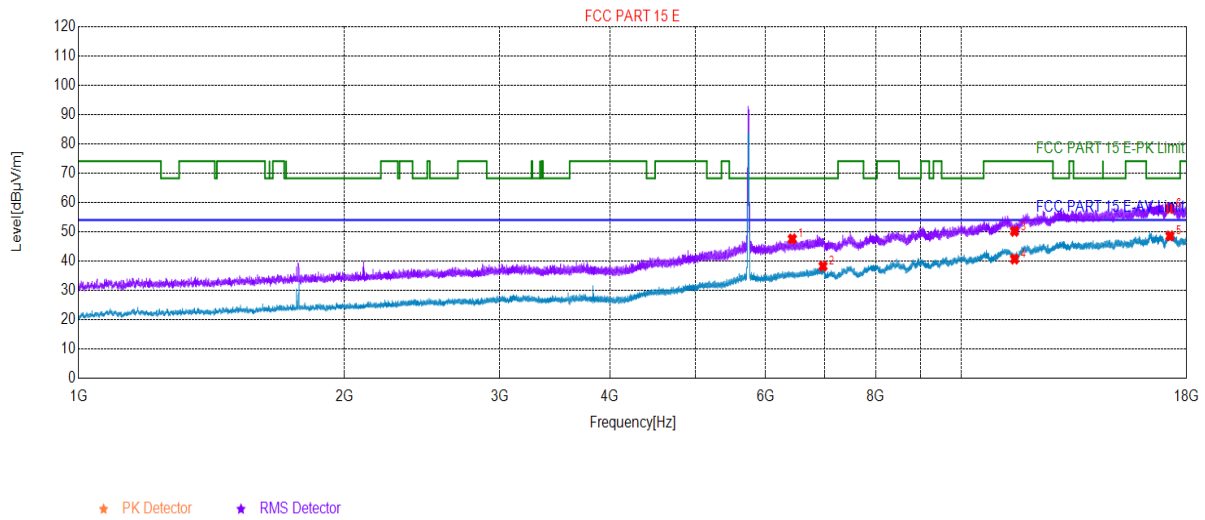
*Remark:*

1. Final Level = Receiver Read level + Factor (Antenna Factor + Cable Loss – Preamplifier Factor).
2. The emission levels of other frequencies are very lower than the limit and not show in test report.

<b>Product Name:</b>	Smart Phone	<b>Product Model:</b>	TA-1370
<b>Test By:</b>	Mike	<b>Polarization:</b>	Vertical
<b>Test Voltage:</b>	AC 120V/60Hz	<b>Environment:</b>	Temp: 24℃ Huni: 57%

**802.11ac 20 Channel 149**

**Test Graph**



**Suspected List**

Suspected List								
NO.	Freq. [MHz]	Level [dBµV/m]	Factor [dB]	Limit [dBµV/m]	Margin [dB]	Height [cm]	Angle [°]	Polarity
1	6435.37	47.52	18.05	68.20	20.68	241	329	Vertical
2	6972.99	38.24	18.89	54.00	15.76	275	207	Vertical
3	11490.0	50.12	-0.39	74.00	23.88	258	290	Vertical
4	11490.0	40.67	-0.39	54.00	13.33	263	54	Vertical
5	17235.0	48.53	2.88	54.00	5.47	214	114	Vertical
6	17235.0	57.94	2.88	68.20	10.26	258	243	Vertical

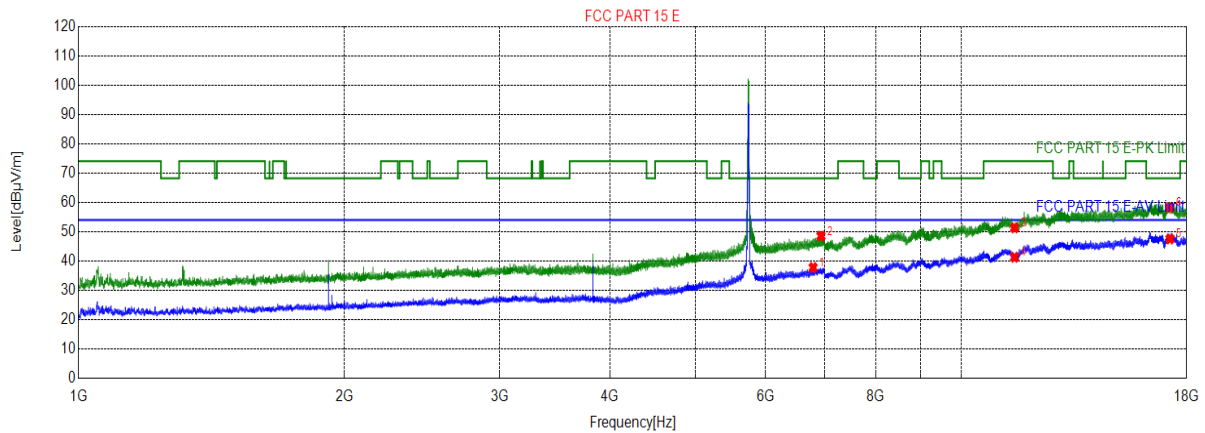
**Remark:**

- Final Level = Receiver Read level + Factor (Antenna Factor + Cable Loss – Preamplifier Factor).
- The emission levels of other frequencies are very lower than the limit and not show in test report.

<b>Product Name:</b>	Smart Phone	<b>Product Model:</b>	TA-1370
<b>Test By:</b>	Mike	<b>Polarization:</b>	Horizontal
<b>Test Voltage:</b>	AC 120V/60Hz	<b>Environment:</b>	Temp: 24℃ Huni: 57%

802.11ac 20 Channel 149

Test Graph



★ PK Detector    ★ RMS Detector

Suspected List

Suspected List								
NO.	Freq. [MHz]	Level [dBµV/m]	Factor [dB]	Limit [dBµV/m]	Margin [dB]	Height [cm]	Angle [°]	Polarity
1	6794.78	37.77	18.85	54.00	16.23	174	207	Horizontal
2	6935.19	48.51	19.12	68.20	19.69	158	139	Horizontal
3	11490.0	51.32	-0.39	74.00	22.68	165	153	Horizontal
4	11490.0	41.28	-0.39	54.00	12.72	185	206	Horizontal
5	17235.0	47.53	2.88	54.00	6.47	194	237	Horizontal
6	17235.0	58.22	2.88	68.20	9.98	178	183	Horizontal

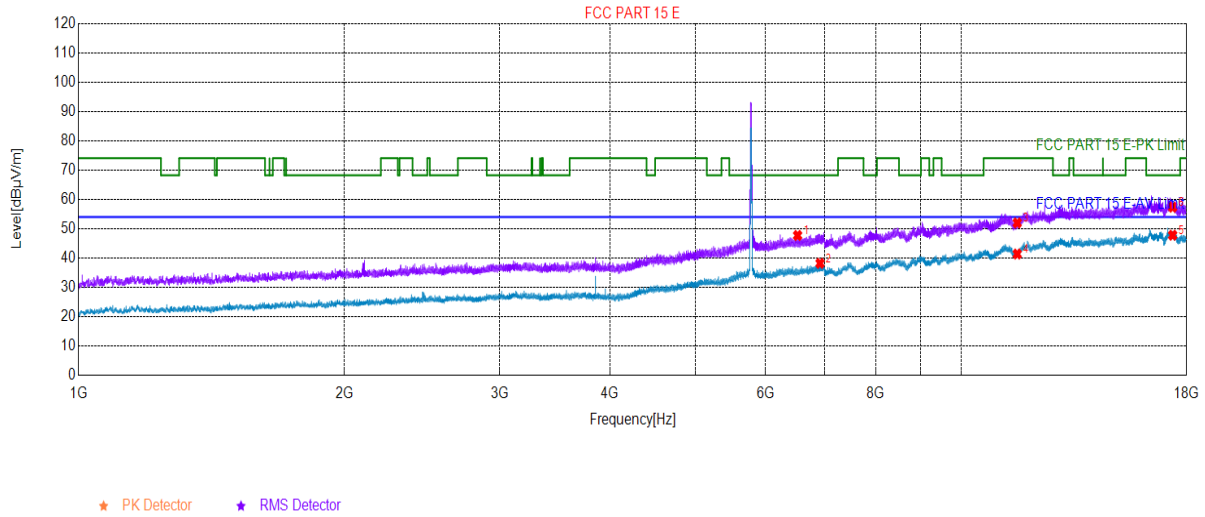
Remark:

- Final Level = Receiver Read level + Factor (Antenna Factor + Cable Loss – Preamplifier Factor).
- The emission levels of other frequencies are very lower than the limit and not show in test report.

<b>Product Name:</b>	Smart Phone	<b>Product Model:</b>	TA-1370
<b>Test By:</b>	Mike	<b>Polarization:</b>	Vertical
<b>Test Voltage:</b>	AC 120V/60Hz	<b>Environment:</b>	Temp: 24°C Huni: 57%

**802.11ac 20 Channel 157**

**Test Graph**



**Suspected List**

Suspected List								
NO.	Freq. [MHz]	Level [dBµV/m]	Factor [dB]	Limit [dBµV/m]	Margin [dB]	Height [cm]	Angle [°]	Polarity
1	6524.47	47.69	18.30	68.20	20.51	217	351	Vertical
2	6917.49	38.18	18.84	54.00	15.82	218	54	Vertical
3	11570.0	51.97	-0.09	74.00	22.03	274	8	Vertical
4	11570.0	41.37	-0.09	54.00	12.63	259	339	Vertical
5	17355.0	47.77	3.40	54.00	6.23	241	312	Vertical
6	17355.0	57.35	3.40	68.20	10.85	285	206	Vertical

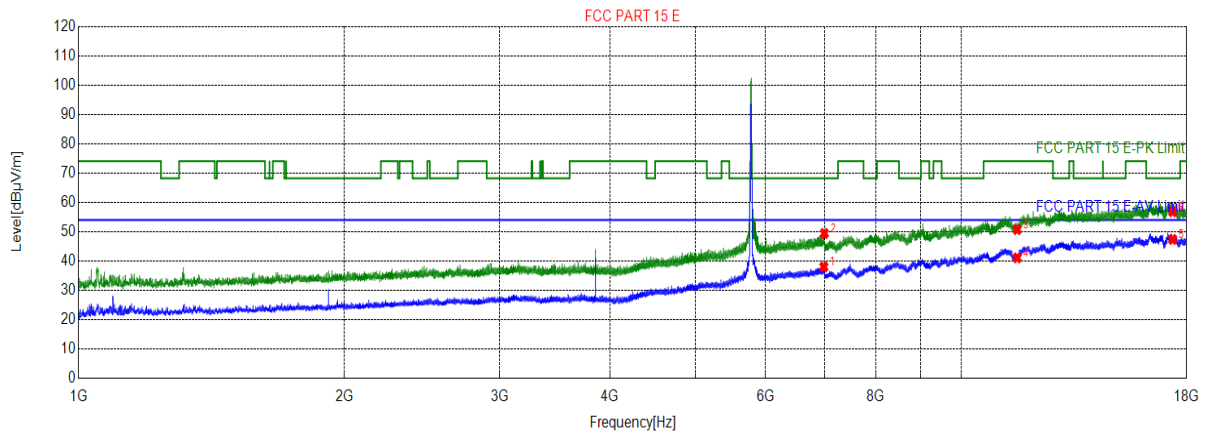
*Remark:*

1. Final Level = Receiver Read level + Factor (Antenna Factor + Cable Loss – Preamplifier Factor).
2. The emission levels of other frequencies are very lower than the limit and not show in test report.

<b>Product Name:</b>	Smart Phone	<b>Product Model:</b>	TA-1370
<b>Test By:</b>	Mike	<b>Polarization:</b>	Horizontal
<b>Test Voltage:</b>	AC 120V/60Hz	<b>Environment:</b>	Temp: 24°C Huni: 57%

**802.11ac 20 Channel 157**

**Test Graph**



**Suspected List**

Suspected List								
NO.	Freq. [MHz]	Level [dBµV/m]	Factor [dB]	Limit [dBµV/m]	Margin [dB]	Height [cm]	Angle [°]	Polarity
1	6986.49	37.99	19.16	54.00	16.01	241	191	Horizontal
2	6995.79	49.40	19.25	68.20	18.80	275	70	Horizontal
3	11570.0	50.71	-0.09	74.00	23.29	225	214	Horizontal
4	11570.0	41.06	-0.09	54.00	12.94	268	259	Horizontal
5	17355.0	47.35	3.40	54.00	6.65	294	206	Horizontal
6	17355.0	56.81	3.40	68.20	11.39	241	31	Horizontal

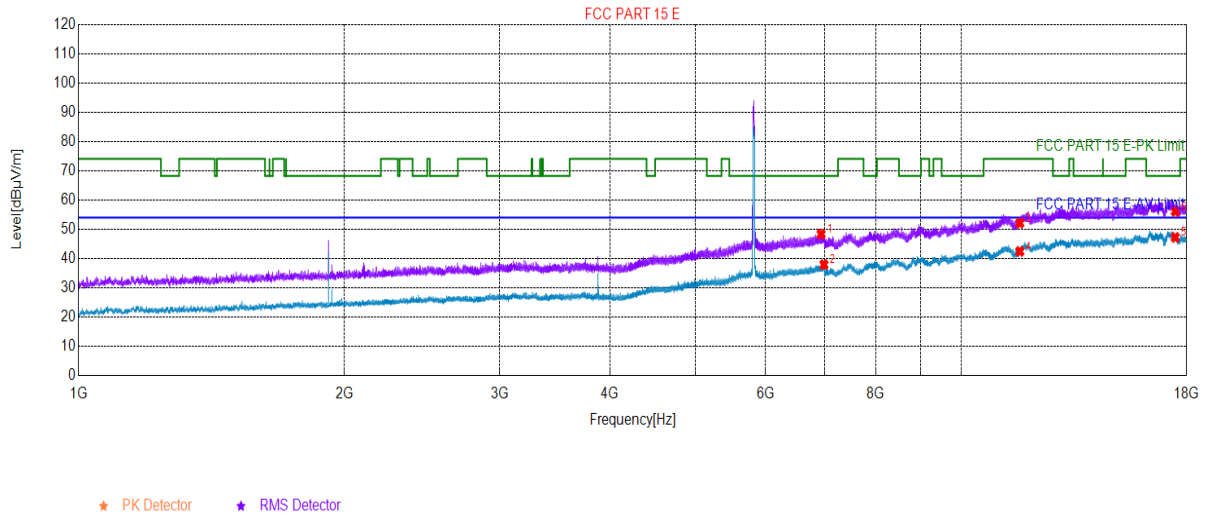
*Remark:*

1. Final Level = Receiver Read level + Factor (Antenna Factor + Cable Loss – Preamplifier Factor).
2. The emission levels of other frequencies are very lower than the limit and not show in test report.

<b>Product Name:</b>	Smart Phone	<b>Product Model:</b>	TA-1370
<b>Test By:</b>	Mike	<b>Polarization:</b>	Vertical
<b>Test Voltage:</b>	AC 120V/60Hz	<b>Environment:</b>	Temp: 24°C Huni: 57%

802.11ac 20 Channel 165

Test Graph



Suspected List

Suspected List								
NO.	Freq. [MHz]	Level [dBµV/m]	Factor [dB]	Limit [dBµV/m]	Margin [dB]	Height [cm]	Angle [°]	Polarity
1	6936.69	48.32	19.13	68.20	19.88	242	184	Vertical
2	6989.49	37.90	19.22	54.00	16.10	222	358	Vertical
3	11650.0	52.11	0.45	74.00	21.89	216	24	Vertical
4	11650.0	42.42	0.45	54.00	11.58	258	320	Vertical
5	17475.0	47.21	3.50	54.00	6.79	236	153	Vertical
6	17475.0	56.09	3.50	68.20	12.11	224	252	Vertical

Remark:

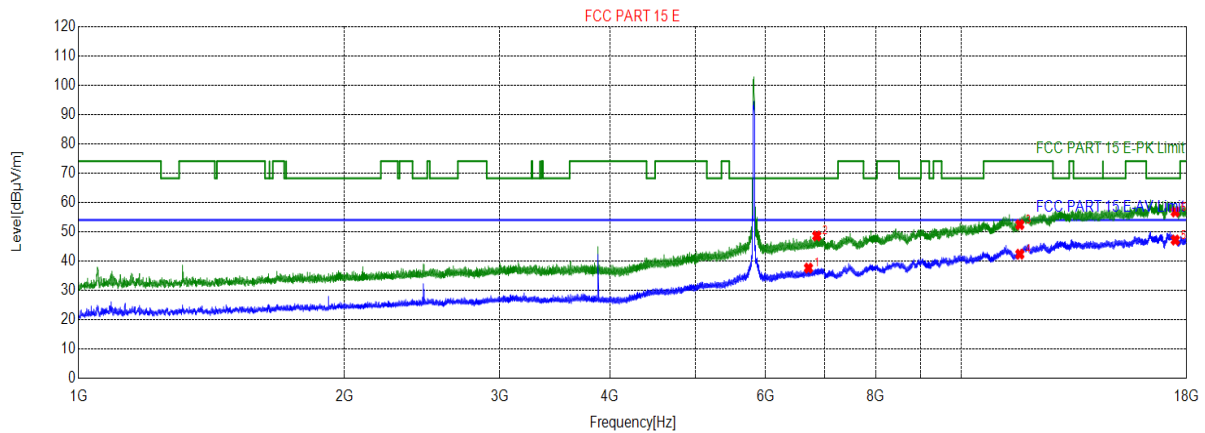
1. Final Level = Receiver Read level + Factor (Antenna Factor + Cable Loss – Preamplifier Factor).
2. The emission levels of other frequencies are very lower than the limit and not show in test report.



<b>Product Name:</b>	Smart Phone	<b>Product Model:</b>	TA-1370
<b>Test By:</b>	Mike	<b>Polarization:</b>	Horizontal
<b>Test Voltage:</b>	AC 120V/60Hz	<b>Environment:</b>	Temp: 24℃ Huni: 57%

**802.11ac 20 Channel 165**

**Test Graph**



★ PK Detector    ★ RMS Detector

**Suspected List**

Suspected List								
NO.	Freq. [MHz]	Level [dBµV/m]	Factor [dB]	Limit [dBµV/m]	Margin [dB]	Height [cm]	Angle [°]	Polarity
1	6712.58	37.58	18.64	54.00	16.42	154	72	Horizontal
2	6860.19	48.54	19.12	68.20	19.66	198	72	Horizontal
3	11650.0	52.40	0.45	74.00	21.60	175	4	Horizontal
4	11650.0	42.33	0.45	54.00	11.67	174	358	Horizontal
5	17475.0	47.14	3.50	54.00	6.86	159	132	Horizontal
6	17475.0	56.77	3.50	68.20	11.43	174	358	Horizontal

**Remark:**

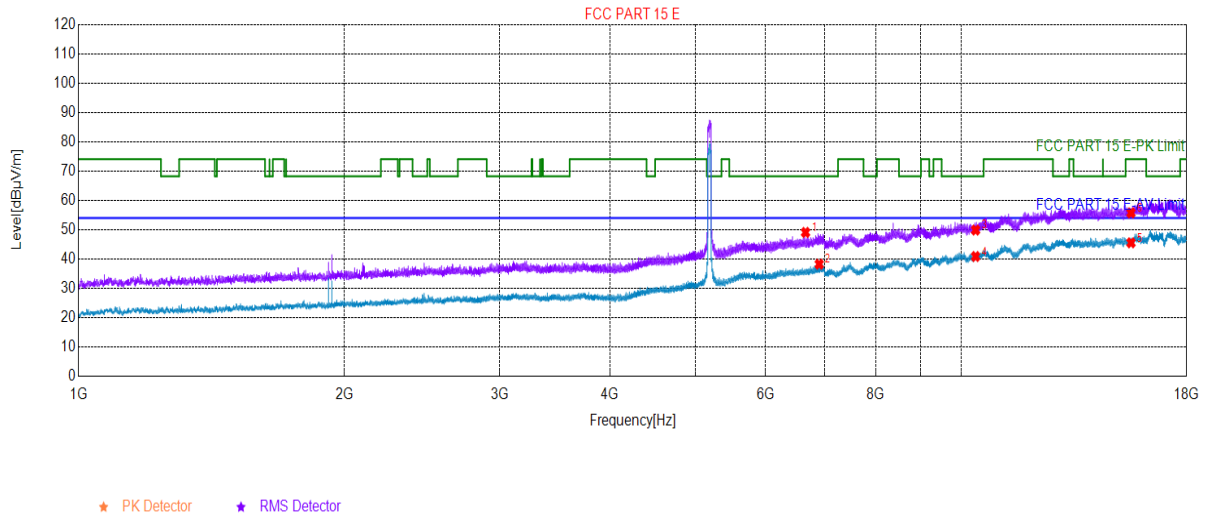
- Final Level = Receiver Read level + Factor (Antenna Factor + Cable Loss – Preamplifier Factor).
- The emission levels of other frequencies are very lower than the limit and not show in test report.

802.11ac 40 mode

Product Name:	Smart Phone	Product Model:	TA-1370
Test By:	Mike	Polarization:	Vertical
Test Voltage:	AC 120V/60Hz	Environment:	Temp: 24°C Huni: 57%

802.11ac 40 Channel 38

Test Graph



Suspected List

Suspected List								
NO.	Freq. [MHz]	Level [dBµV/m]	Factor [dB]	Limit [dBµV/m]	Margin [dB]	Height [cm]	Angle [°]	Polarity
1	6661.28	49.07	18.95	68.20	19.13	245	123	Vertical
2	6903.09	38.23	19.13	54.00	15.77	264	70	Vertical
3	10380.0	49.86	-2.44	68.20	18.34	284	269	Vertical
4	10380.0	40.86	-2.44	54.00	13.14	218	40	Vertical
5	15570.0	45.52	4.49	54.00	8.48	225	261	Vertical
6	15570.0	55.74	4.49	74.00	18.26	264	70	Vertical

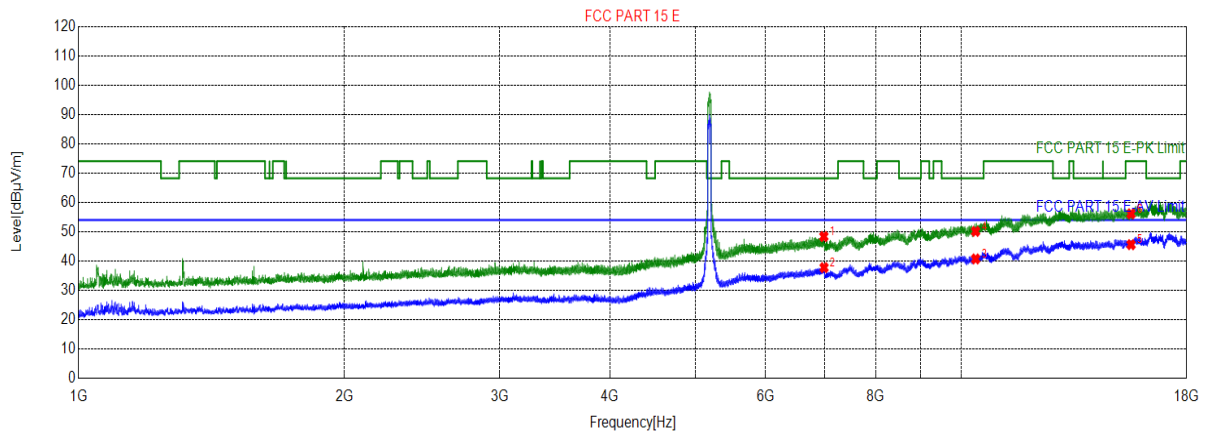
Remark:

- Final Level = Receiver Read level + Factor (Antenna Factor + Cable Loss – Preamplifier Factor).
- The emission levels of other frequencies are very lower than the limit and not show in test report.

<b>Product Name:</b>	Smart Phone	<b>Product Model:</b>	TA-1370
<b>Test By:</b>	Mike	<b>Polarization:</b>	Horizontal
<b>Test Voltage:</b>	AC 120V/60Hz	<b>Environment:</b>	Temp: 24°C Huni: 57%

**802.11ac 40 Channel 38**

**Test Graph**



★ PK Detector    ★ RMS Detector

**Suspected List**

Suspected List								
NO.	Freq. [MHz]	Level [dBµV/m]	Factor [dB]	Limit [dBµV/m]	Margin [dB]	Height [cm]	Angle [°]	Polarity
1	6986.79	48.35	19.16	68.20	19.85	174	282	Horizontal
2	6991.59	37.74	19.23	54.00	16.26	177	282	Horizontal
3	10380.0	40.71	-2.44	54.00	13.29	184	25	Horizontal
4	10380.0	50.10	-2.44	68.20	18.10	195	64	Horizontal
5	15570.0	45.58	4.49	54.00	8.42	187	245	Horizontal
6	15570.0	56.10	4.49	74.00	17.90	176	352	Horizontal

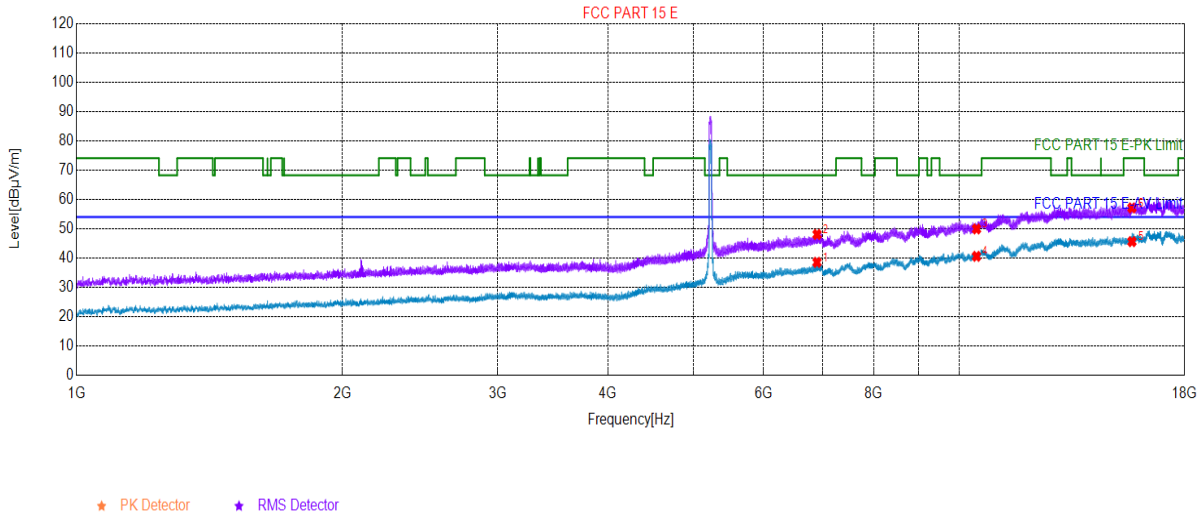
**Remark:**

- Final Level = Receiver Read level + Factor (Antenna Factor + Cable Loss – Preamplifier Factor).
- The emission levels of other frequencies are very lower than the limit and not show in test report.

<b>Product Name:</b>	Smart Phone	<b>Product Model:</b>	TA-1370
<b>Test By:</b>	Mike	<b>Polarization:</b>	Vertical
<b>Test Voltage:</b>	AC 120V/60Hz	<b>Environment:</b>	Temp: 24°C Huni: 57%

**802.11ac 40 Channel 46**

**Test Graph**



**Suspected List**

NO.	Freq. [MHz]	Level [dBµV/m]	Factor [dB]	Limit [dBµV/m]	Margin [dB]	Height [cm]	Angle [°]	Polarity
1	6899.49	38.52	19.22	54.00	15.48	274	2	Vertical
2	6900.69	48.03	19.22	68.20	20.17	285	24	Vertical
3	10460.0	49.91	-2.60	68.20	18.29	241	124	Vertical
4	10460.0	40.57	-2.60	54.00	13.43	265	314	Vertical
5	15690.0	45.59	4.16	54.00	8.41	281	10	Vertical
6	15690.0	57.09	4.16	74.00	16.91	258	139	Vertical

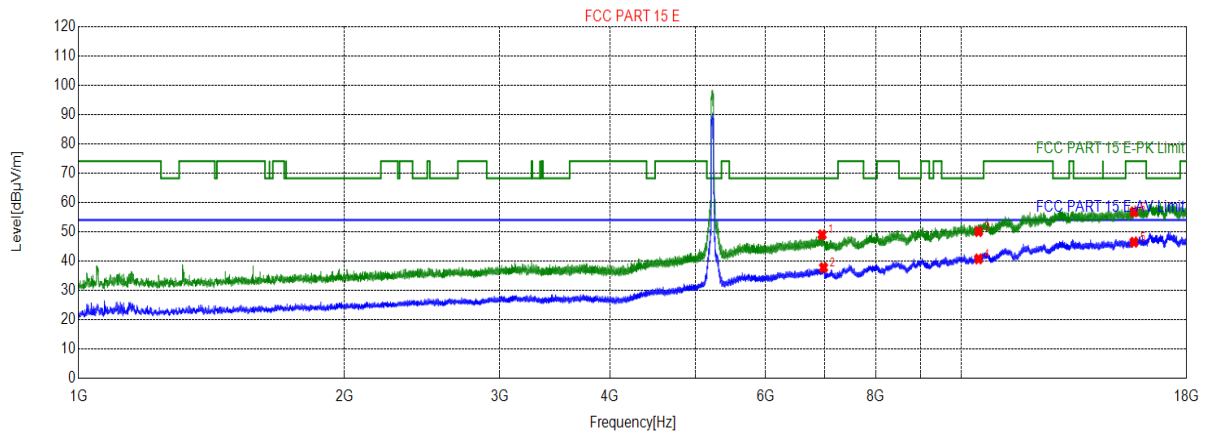
*Remark:*

1. Final Level = Receiver Read level + Factor (Antenna Factor + Cable Loss – Pre-amplifier Factor).
2. The emission levels of other frequencies are very lower than the limit and not show in test report.

<b>Product Name:</b>	Smart Phone	<b>Product Model:</b>	TA-1370
<b>Test By:</b>	Mike	<b>Polarization:</b>	Horizontal
<b>Test Voltage:</b>	AC 120V/60Hz	<b>Environment:</b>	Temp: 24℃ Huni: 57%

**802.11ac 40 Channel 46**

**Test Graph**



★ PK Detector    ★ RMS Detector

**Suspected List**

Suspected List								
NO.	Freq. [MHz]	Level [dBµV/m]	Factor [dB]	Limit [dBµV/m]	Margin [dB]	Height [cm]	Angle [°]	Polarity
1	6954.99	48.92	18.81	68.20	19.28	178	297	Horizontal
2	6981.39	37.75	19.06	54.00	16.25	174	289	Horizontal
3	10460.0	50.02	-2.60	68.20	18.18	195	169	Horizontal
4	10460.0	40.71	-2.60	54.00	13.29	188	100	Horizontal
5	15690.0	46.41	4.16	54.00	7.59	159	237	Horizontal
6	15690.0	56.73	4.16	74.00	17.27	187	321	Horizontal

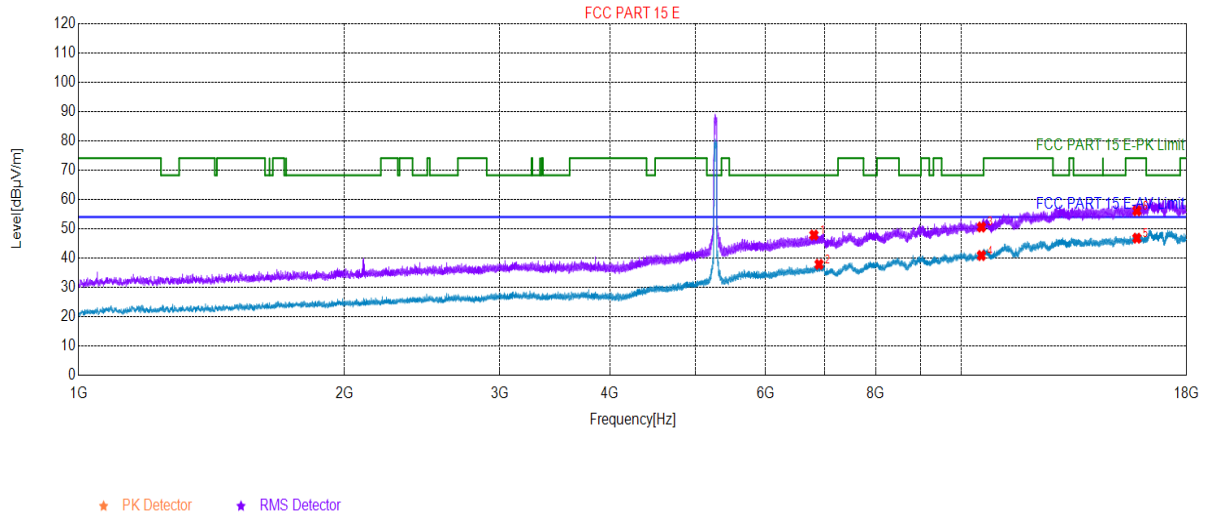
*Remark:*

1. Final Level = Receiver Read level + Factor (Antenna Factor + Cable Loss – Preamplifier Factor).
2. The emission levels of other frequencies are very lower than the limit and not show in test report.

<b>Product Name:</b>	Smart Phone	<b>Product Model:</b>	TA-1370
<b>Test By:</b>	Mike	<b>Polarization:</b>	Vertical
<b>Test Voltage:</b>	AC 120V/60Hz	<b>Environment:</b>	Temp: 24°C Huni: 57%

**802.11ac 40 Channel 54**

**Test Graph**



**Suspected List**

Suspected List								
NO.	Freq. [MHz]	Level [dBµV/m]	Factor [dB]	Limit [dBµV/m]	Margin [dB]	Height [cm]	Angle [°]	Polarity
1	6808.89	47.82	18.90	68.20	20.38	254	39	Vertical
2	6901.29	37.82	19.20	54.00	16.18	247	176	Vertical
3	10540.0	50.54	-2.55	68.20	17.66	241	77	Vertical
4	10540.0	40.85	-2.55	54.00	13.15	226	275	Vertical
5	15810.0	46.76	4.38	54.00	7.24	284	214	Vertical
6	15810.0	56.09	4.38	74.00	17.91	225	191	Vertical

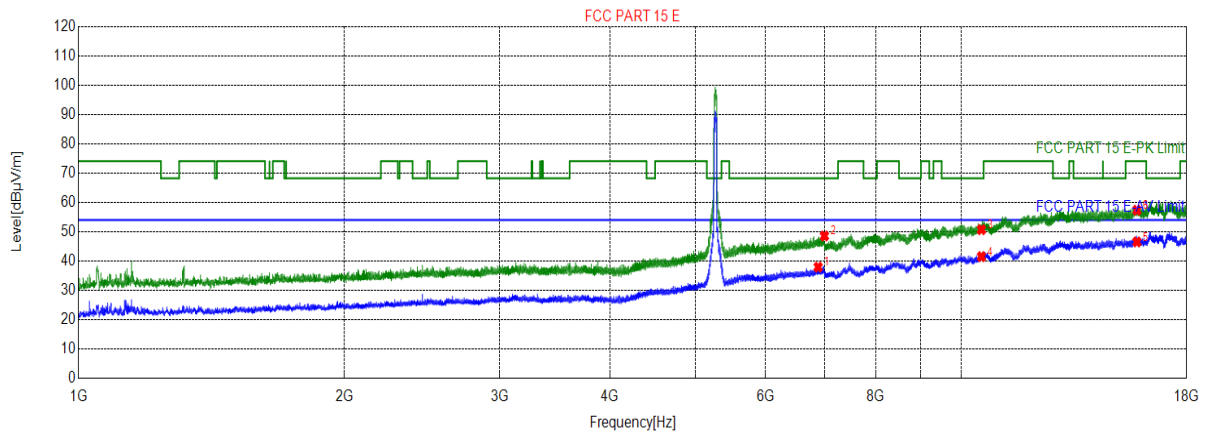
*Remark:*

1. Final Level = Receiver Read level + Factor (Antenna Factor + Cable Loss – Preamplifier Factor).
2. The emission levels of other frequencies are very lower than the limit and not show in test report.

<b>Product Name:</b>	Smart Phone	<b>Product Model:</b>	TA-1370
<b>Test By:</b>	Mike	<b>Polarization:</b>	Horizontal
<b>Test Voltage:</b>	AC 120V/60Hz	<b>Environment:</b>	Temp: 24℃ Huni: 57%

**802.11ac 40 Channel 54**

**Test Graph**



★ PK Detector    ★ RMS Detector

**Suspected List**

Suspected List								
NO.	Freq. [MHz]	Level [dBµV/m]	Factor [dB]	Limit [dBµV/m]	Margin [dB]	Height [cm]	Angle [°]	Polarity
1	6883.89	37.92	18.99	54.00	16.08	174	315	Horizontal
2	6997.29	48.53	19.26	68.20	19.67	195	8	Horizontal
3	10540.0	50.69	-2.55	68.20	17.51	174	245	Horizontal
4	10540.0	41.50	-2.55	54.00	12.50	188	299	Horizontal
5	15810.0	46.51	4.38	54.00	7.49	175	306	Horizontal
6	15810.0	57.32	4.38	74.00	16.68	162	17	Horizontal

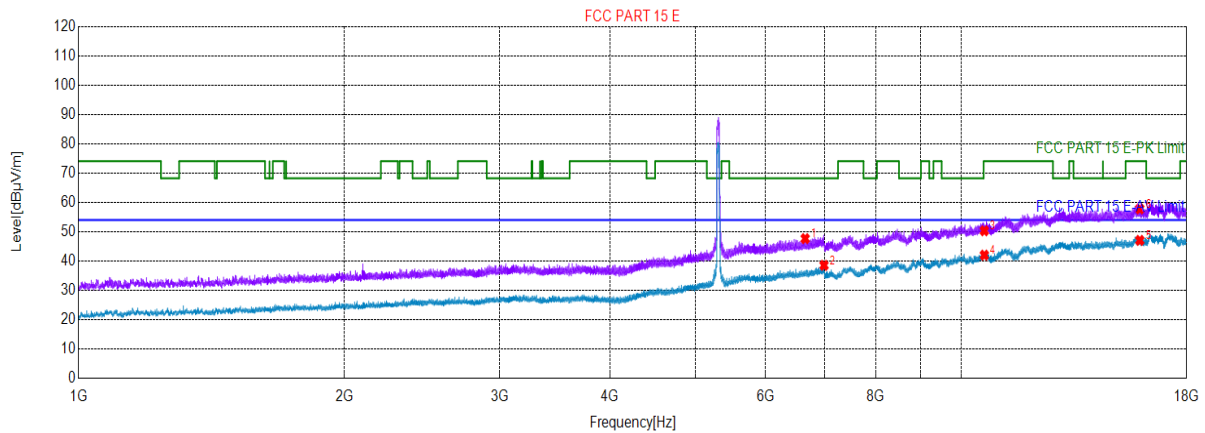
*Remark:*

1. Final Level = Receiver Read level + Factor (Antenna Factor + Cable Loss – Preamplifier Factor).
2. The emission levels of other frequencies are very lower than the limit and not show in test report.

<b>Product Name:</b>	Smart Phone	<b>Product Model:</b>	TA-1370
<b>Test By:</b>	Mike	<b>Polarization:</b>	Vertical
<b>Test Voltage:</b>	AC 120V/60Hz	<b>Environment:</b>	Temp: 24℃ Huni: 57%

**802.11ac 40 Channel 62**

**Test Graph**



★ PK Detector    ★ RMS Detector

**Suspected List**

Suspected List								
NO.	Freq. [MHz]	Level [dBµV/m]	Factor [dB]	Limit [dBµV/m]	Margin [dB]	Height [cm]	Angle [°]	Polarity
1	6654.98	47.62	18.83	68.20	20.58	277	85	Vertical
2	6990.39	38.52	19.23	54.00	15.48	241	146	Vertical
3	10620.0	50.31	-2.24	74.00	23.69	285	161	Vertical
4	10620.0	41.99	-2.24	54.00	12.01	274	237	Vertical
5	15930.0	47.03	4.46	54.00	6.97	259	214	Vertical
6	15930.0	57.78	4.46	74.00	16.22	271	206	Vertical

*Remark:*

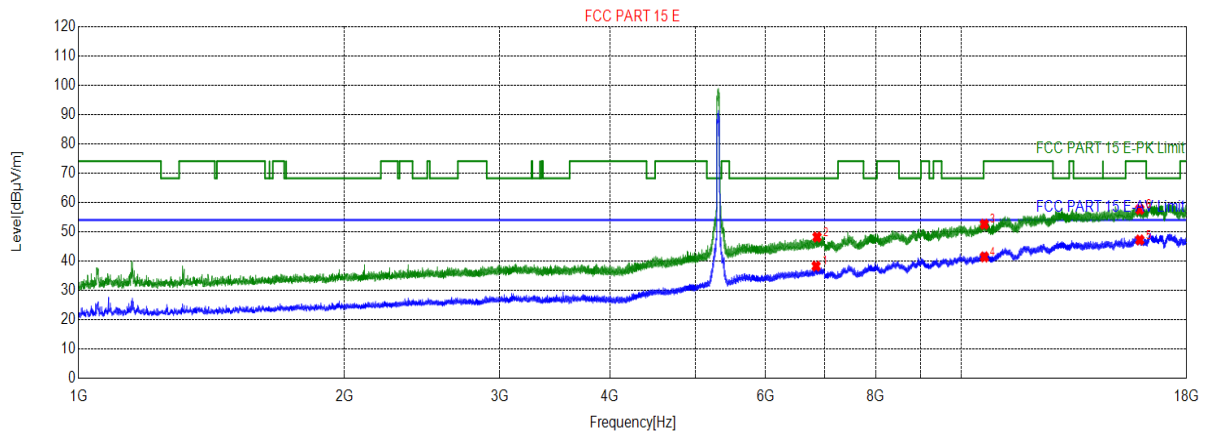
1. Final Level = Receiver Read level + Factor (Antenna Factor + Cable Loss – Preamplifier Factor).
2. The emission levels of other frequencies are very lower than the limit and not show in test report.



<b>Product Name:</b>	Smart Phone	<b>Product Model:</b>	TA-1370
<b>Test By:</b>	Mike	<b>Polarization:</b>	Horizontal
<b>Test Voltage:</b>	AC 120V/60Hz	<b>Environment:</b>	Temp: 24℃ Huni: 57%

**802.11ac 40 Channel 62**

**Test Graph**



★ PK Detector    ★ RMS Detector

**Suspected List**

Suspected List								
NO.	Freq. [MHz]	Level [dBµV/m]	Factor [dB]	Limit [dBµV/m]	Margin [dB]	Height [cm]	Angle [°]	Polarity
1	6848.19	38.24	19.10	54.00	15.76	174	146	Horizontal
2	6864.39	48.17	18.86	68.20	20.03	165	92	Horizontal
3	10620.0	52.54	-2.24	74.00	21.46	184	139	Horizontal
4	10620.0	41.40	-2.24	54.00	12.60	178	177	Horizontal
5	15930.0	47.18	4.46	54.00	6.82	195	48	Horizontal
6	15930.0	57.60	4.46	74.00	16.40	147	192	Horizontal

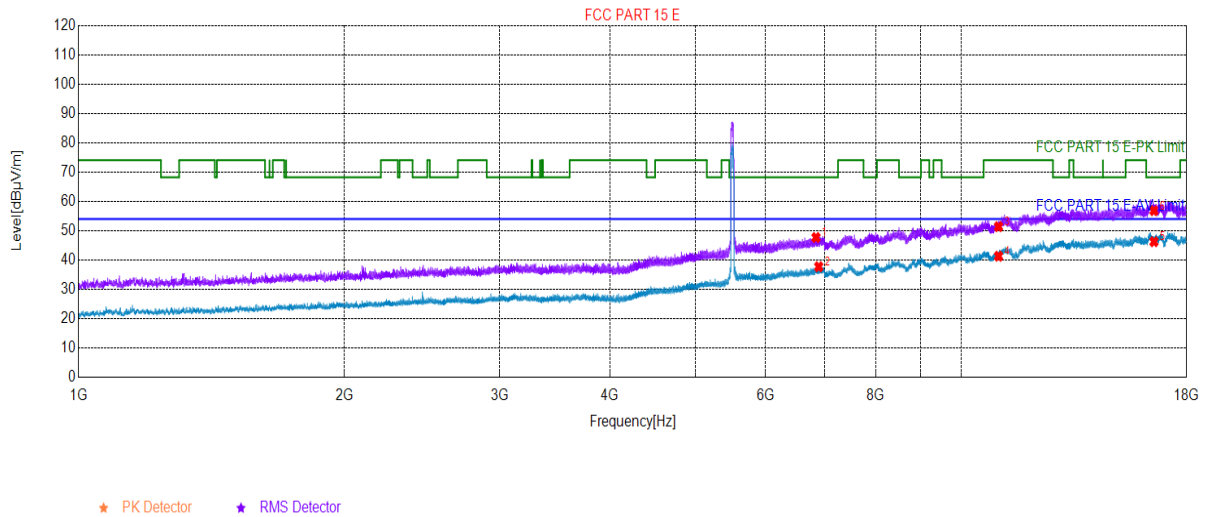
*Remark:*

1. Final Level = Receiver Read level + Factor (Antenna Factor + Cable Loss – Preamplifier Factor).
2. The emission levels of other frequencies are very lower than the limit and not show in test report.

<b>Product Name:</b>	Smart Phone	<b>Product Model:</b>	TA-1370
<b>Test By:</b>	Mike	<b>Polarization:</b>	Vertical
<b>Test Voltage:</b>	AC 120V/60Hz	<b>Environment:</b>	Temp: 24°C Huni: 57%

**802.11ac 40 Channel 102**

**Test Graph**



**Suspected List**

Suspected List								
NO.	Freq. [MHz]	Level [dBµV/m]	Factor [dB]	Limit [dBµV/m]	Margin [dB]	Height [cm]	Angle [°]	Polarity
1	6845.49	47.66	19.15	68.20	20.54	245	360	Vertical
2	6894.99	37.69	18.97	54.00	16.31	259	138	Vertical
3	11020.0	51.37	-1.13	74.00	22.63	241	267	Vertical
4	11020.0	41.29	-1.13	54.00	12.71	274	358	Vertical
5	16530.0	46.23	3.78	54.00	7.77	284	252	Vertical
6	16530.0	56.83	3.78	68.20	11.37	261	206	Vertical

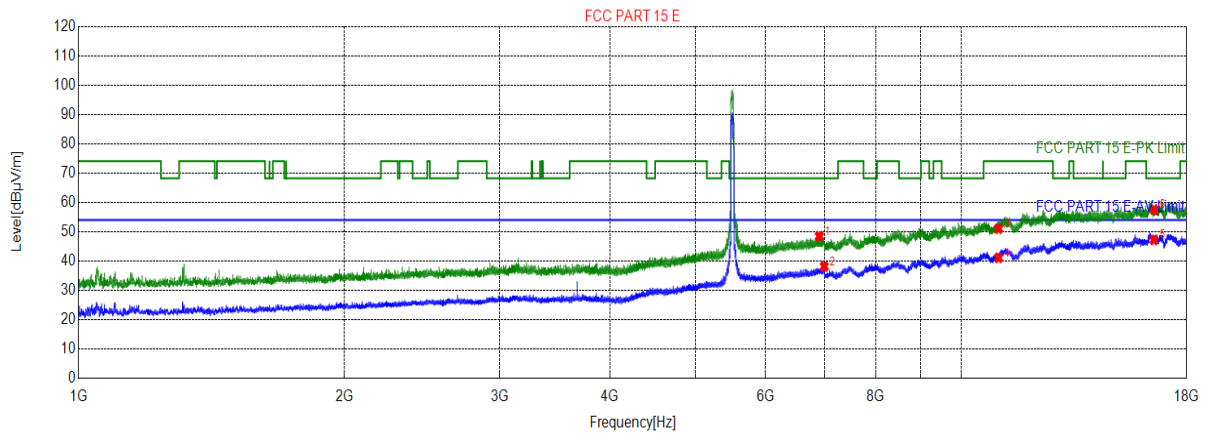
**Remark:**

1. Final Level = Receiver Read level + Factor (Antenna Factor + Cable Loss – Preamplifier Factor).
2. The emission levels of other frequencies are very lower than the limit and not show in test report.

<b>Product Name:</b>	Smart Phone	<b>Product Model:</b>	TA-1370
<b>Test By:</b>	Mike	<b>Polarization:</b>	Horizontal
<b>Test Voltage:</b>	AC 120V/60Hz	<b>Environment:</b>	Temp: 24℃ Huni: 57%

**802.11ac 40 Channel 102**

**Test Graph**



★ PK Detector    ★ RMS Detector

**Suspected List**

Suspected List								
NO.	Freq. [MHz]	Level [dBµV/m]	Factor [dB]	Limit [dBµV/m]	Margin [dB]	Height [cm]	Angle [°]	Polarity
1	6905.19	48.40	19.04	68.20	19.80	174	92	Horizontal
2	6993.99	38.11	19.24	54.00	15.89	185	145	Horizontal
3	11020.0	51.02	-1.13	74.00	22.98	165	351	Horizontal
4	11020.0	41.07	-1.13	54.00	12.93	174	199	Horizontal
5	16530.0	47.19	3.78	54.00	6.81	195	351	Horizontal
6	16530.0	57.52	3.78	68.20	10.68	177	85	Horizontal

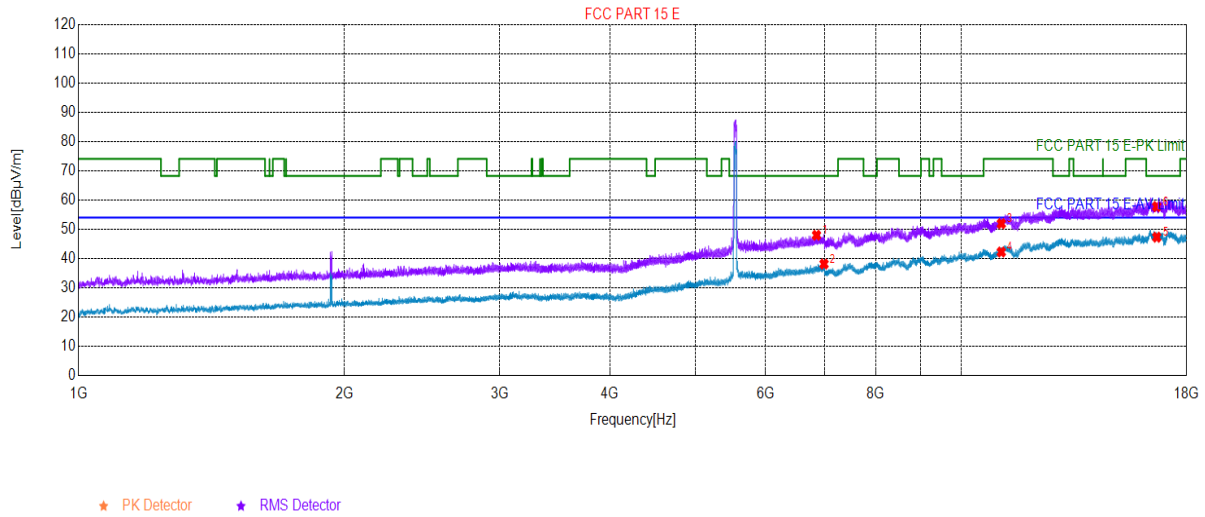
*Remark:*

1. Final Level = Receiver Read level + Factor (Antenna Factor + Cable Loss – Preamplifier Factor).
2. The emission levels of other frequencies are very lower than the limit and not show in test report.

<b>Product Name:</b>	Smart Phone	<b>Product Model:</b>	TA-1370
<b>Test By:</b>	Mike	<b>Polarization:</b>	Vertical
<b>Test Voltage:</b>	AC 120V/60Hz	<b>Environment:</b>	Temp: 24°C Huni: 57%

802.11ac 40 Channel 110

Test Graph



Suspected List

Suspected List								
NO.	Freq. [MHz]	Level [dBµV/m]	Factor [dB]	Limit [dBµV/m]	Margin [dB]	Height [cm]	Angle [°]	Polarity
1	6854.49	47.95	19.10	68.20	20.25	274	298	Vertical
2	6990.69	38.12	19.23	54.00	15.88	258	9	Vertical
3	11100.0	51.91	-0.99	74.00	22.09	264	47	Vertical
4	11100.0	42.22	-0.99	54.00	11.78	284	93	Vertical
5	16650.0	47.29	3.90	54.00	6.71	274	252	Vertical
6	16650.0	57.74	3.90	68.20	10.46	225	215	Vertical

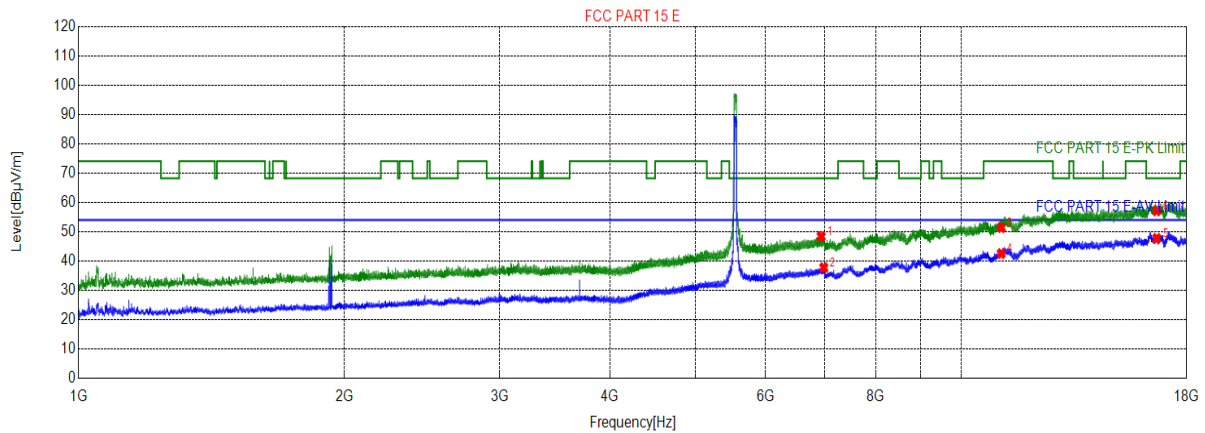
Remark:

- Final Level = Receiver Read level + Factor (Antenna Factor + Cable Loss – Preamplifier Factor).
- The emission levels of other frequencies are very lower than the limit and not show in test report.

<b>Product Name:</b>	Smart Phone	<b>Product Model:</b>	TA-1370
<b>Test By:</b>	Mike	<b>Polarization:</b>	Horizontal
<b>Test Voltage:</b>	AC 120V/60Hz	<b>Environment:</b>	Temp: 24℃ Huni: 57%

**802.11ac 40 Channel 110**

**Test Graph**



★ PK Detector    ★ RMS Detector

**Suspected List**

Suspected List								
NO.	Freq. [MHz]	Level [dBµV/m]	Factor [dB]	Limit [dBµV/m]	Margin [dB]	Height [cm]	Angle [°]	Polarity
1	6938.19	48.37	19.14	68.20	19.83	174	267	Horizontal
2	6985.89	37.74	19.15	54.00	16.26	195	259	Horizontal
3	11100.0	51.39	-0.99	74.00	22.61	148	17	Horizontal
4	11100.0	42.53	-0.99	54.00	11.47	175	329	Horizontal
5	16650.0	47.69	3.90	54.00	6.31	198	70	Horizontal
6	16650.0	57.13	3.90	68.20	11.07	188	25	Horizontal

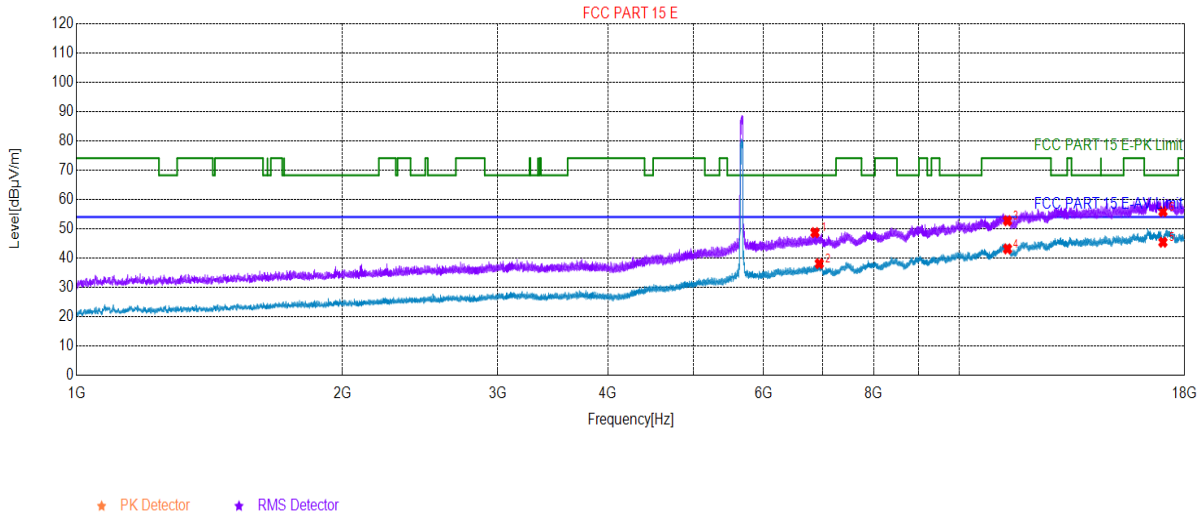
*Remark:*

1. Final Level = Receiver Read level + Factor (Antenna Factor + Cable Loss – Preamplifier Factor).
2. The emission levels of other frequencies are very lower than the limit and not show in test report.

<b>Product Name:</b>	Smart Phone	<b>Product Model:</b>	TA-1370
<b>Test By:</b>	Mike	<b>Polarization:</b>	Vertical
<b>Test Voltage:</b>	AC 120V/60Hz	<b>Environment:</b>	Temp: 24°C Huni: 57%

**802.11ac 40 Channel 134**

**Test Graph**



**Suspected List**

Suspected List								
NO.	Freq. [MHz]	Level [dBµV/m]	Factor [dB]	Limit [dBµV/m]	Margin [dB]	Height [cm]	Angle [°]	Polarity
1	6863.49	48.65	18.92	68.20	19.55	174	191	Vertical
2	6940.59	38.06	19.13	54.00	15.94	195	206	Vertical
3	11340.0	52.71	-0.51	74.00	21.29	187	246	Vertical
4	11340.0	43.11	-0.51	54.00	10.89	168	307	Vertical
5	17010.0	45.37	3.20	54.00	8.63	194	48	Vertical
6	17010.0	55.84	3.20	68.20	12.36	155	200	Vertical

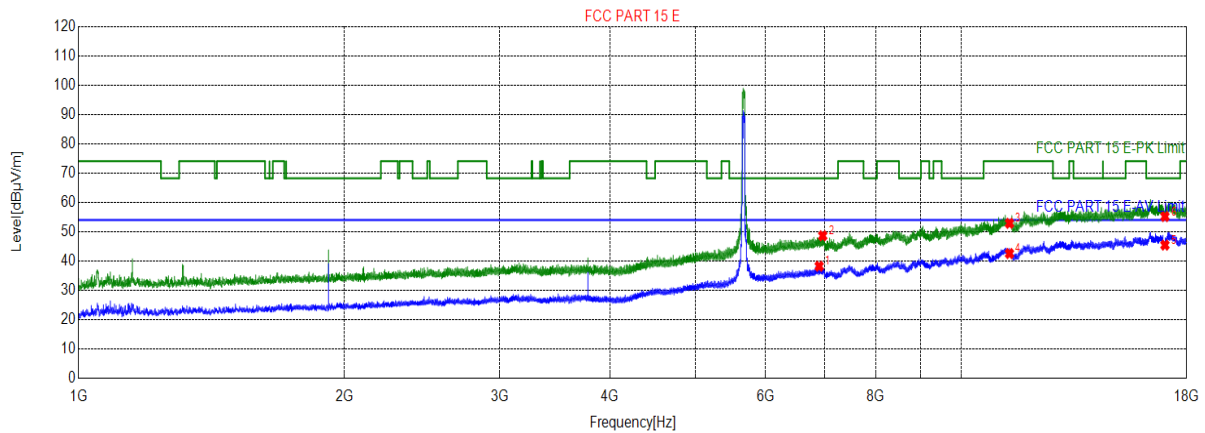
*Remark:*

1. Final Level = Receiver Read level + Factor (Antenna Factor + Cable Loss – Preamplifier Factor).
2. The emission levels of other frequencies are very lower than the limit and not show in test report.

<b>Product Name:</b>	Smart Phone	<b>Product Model:</b>	TA-1370
<b>Test By:</b>	Mike	<b>Polarization:</b>	Horizontal
<b>Test Voltage:</b>	AC 120V/60Hz	<b>Environment:</b>	Temp: 24°C Huni: 57%

**802.11ac 40 Channel 134**

**Test Graph**



★ PK Detector    ★ RMS Detector

**Suspected List**

Suspected List								
NO.	Freq. [MHz]	Level [dBµV/m]	Factor [dB]	Limit [dBµV/m]	Margin [dB]	Height [cm]	Angle [°]	Polarity
1	6903.09	38.20	19.13	54.00	15.80	188	31	Horizontal
2	6966.99	48.60	18.80	68.20	19.60	174	2	Horizontal
3	11340.0	52.85	-0.51	74.00	21.15	165	3	Horizontal
4	11340.0	42.54	-0.51	54.00	11.46	185	358	Horizontal
5	17010.0	45.42	3.20	54.00	8.58	192	246	Horizontal
6	17010.0	55.16	3.20	68.20	13.04	184	0	Horizontal

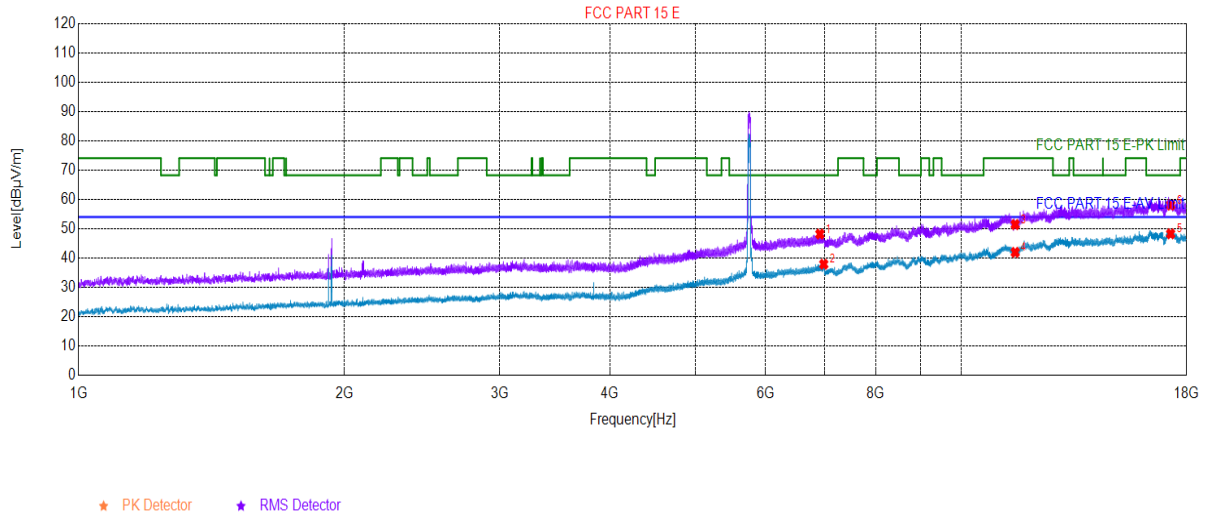
*Remark:*

1. Final Level = Receiver Read level + Factor (Antenna Factor + Cable Loss – Preamplifier Factor).
2. The emission levels of other frequencies are very lower than the limit and not show in test report.

<b>Product Name:</b>	Smart Phone	<b>Product Model:</b>	TA-1370
<b>Test By:</b>	Mike	<b>Polarization:</b>	Vertical
<b>Test Voltage:</b>	AC 120V/60Hz	<b>Environment:</b>	Temp: 24°C Huni: 57%

**802.11ac 40 Channel 151**

**Test Graph**



**Suspected List**

Suspected List								
NO.	Freq. [MHz]	Level [dBµV/m]	Factor [dB]	Limit [dBµV/m]	Margin [dB]	Height [cm]	Angle [°]	Polarity
1	6916.29	48.15	18.84	68.20	20.05	241	297	Vertical
2	6985.59	37.87	19.14	54.00	16.13	258	305	Vertical
3	11510.0	51.40	-0.30	74.00	22.60	274	206	Vertical
4	11510.0	41.93	-0.30	54.00	12.07	265	82	Vertical
5	17265.0	48.25	2.84	54.00	5.75	258	146	Vertical
6	17265.0	58.06	2.84	68.20	10.14	285	138	Vertical

*Remark:*

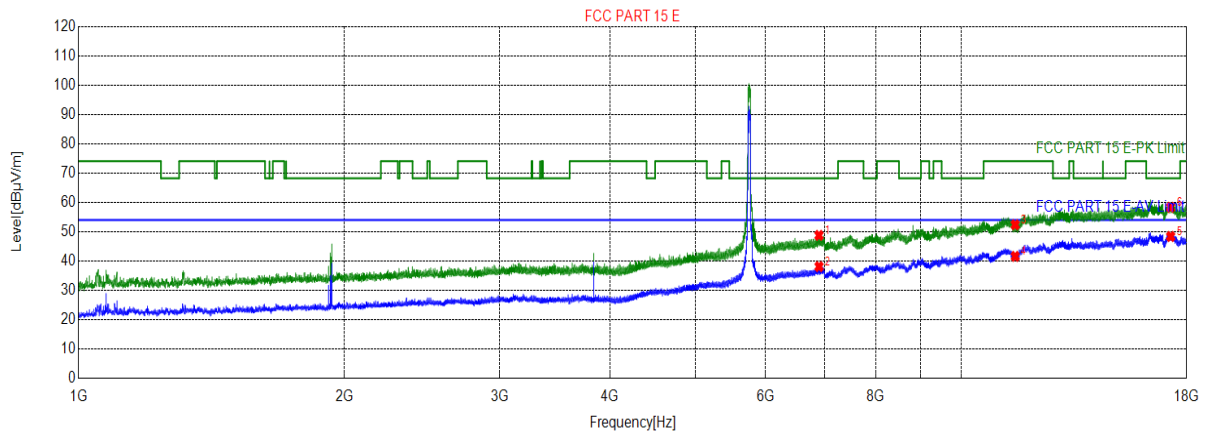
1. Final Level = Receiver Read level + Factor (Antenna Factor + Cable Loss – Preamplifier Factor).
2. The emission levels of other frequencies are very lower than the limit and not show in test report.



<b>Product Name:</b>	Smart Phone	<b>Product Model:</b>	TA-1370
<b>Test By:</b>	Mike	<b>Polarization:</b>	Horizontal
<b>Test Voltage:</b>	AC 120V/60Hz	<b>Environment:</b>	Temp: 24°C Huni: 57%

**802.11ac 40 Channel 151**

**Test Graph**



★ PK Detector    ★ RMS Detector

**Suspected List**

Suspected List								
NO.	Freq. [MHz]	Level [dBµV/m]	Factor [dB]	Limit [dBµV/m]	Margin [dB]	Height [cm]	Angle [°]	Polarity
1	6899.49	48.74	19.22	68.20	19.46	187	147	Horizontal
2	6900.69	38.08	19.22	54.00	15.92	177	330	Horizontal
3	11510.0	52.36	-0.30	74.00	21.64	195	139	Horizontal
4	11510.0	41.58	-0.30	54.00	12.42	184	109	Horizontal
5	17265.0	48.36	2.84	54.00	5.64	159	3	Horizontal
6	17265.0	58.30	2.84	68.20	9.90	167	48	Horizontal

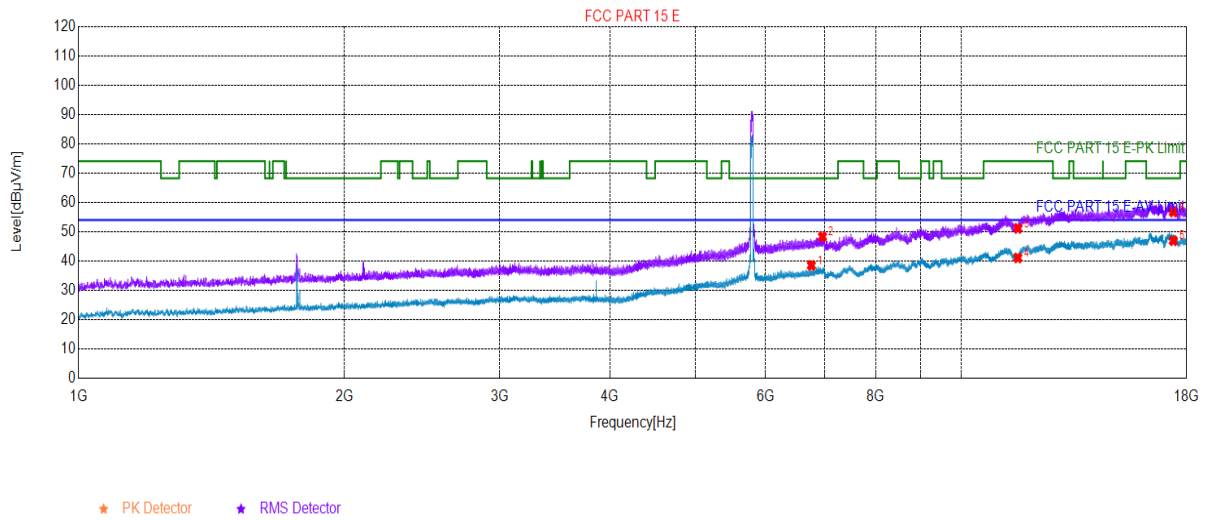
*Remark:*

1. Final Level = Receiver Read level + Factor (Antenna Factor + Cable Loss – Preamplifier Factor).
2. The emission levels of other frequencies are very lower than the limit and not show in test report.

<b>Product Name:</b>	Smart Phone	<b>Product Model:</b>	TA-1370
<b>Test By:</b>	Mike	<b>Polarization:</b>	Vertical
<b>Test Voltage:</b>	AC 120V/60Hz	<b>Environment:</b>	Temp: 24℃ Huni: 57%

802.11ac 40 Channel 159

Test Graph



Suspected List

Suspected List								
NO.	Freq. [MHz]	Level [dBµV/m]	Factor [dB]	Limit [dBµV/m]	Margin [dB]	Height [cm]	Angle [°]	Polarity
1	6763.58	38.49	19.30	54.00	15.51	271	251	Vertical
2	6961.59	48.29	18.76	68.20	19.91	185	289	Vertical
3	11590.0	51.11	-0.06	74.00	22.89	265	191	Vertical
4	11590.0	41.03	-0.06	54.00	12.97	274	69	Vertical
5	17385.0	46.92	3.19	54.00	7.08	241	321	Vertical
6	17385.0	56.74	3.19	68.20	11.46	225	206	Vertical

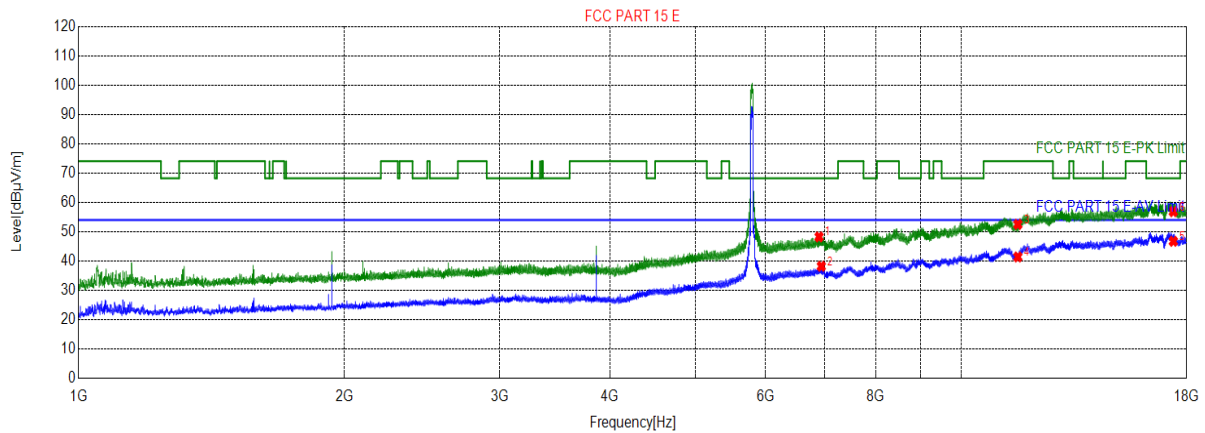
Remark:

- Final Level = Receiver Read level + Factor (Antenna Factor + Cable Loss – Preamplifier Factor).
- The emission levels of other frequencies are very lower than the limit and not show in test report.

<b>Product Name:</b>	Smart Phone	<b>Product Model:</b>	TA-1370
<b>Test By:</b>	Mike	<b>Polarization:</b>	Horizontal
<b>Test Voltage:</b>	AC 120V/60Hz	<b>Environment:</b>	Temp: 24℃ Huni: 57%

**802.11ac 40 Channel 159**

**Test Graph**



★ PK Detector    ★ RMS Detector

**Suspected List**

Suspected List								
NO.	Freq. [MHz]	Level [dBµV/m]	Factor [dB]	Limit [dBµV/m]	Margin [dB]	Height [cm]	Angle [°]	Polarity
1	6900.99	48.21	19.21	68.20	19.99	174	313	Horizontal
2	6941.49	38.19	19.10	54.00	15.81	195	283	Horizontal
3	11590.0	52.48	-0.06	74.00	21.52	174	155	Horizontal
4	11590.0	41.38	-0.06	54.00	12.62	165	94	Horizontal
5	17385.0	46.72	3.19	54.00	7.28	184	208	Horizontal
6	17385.0	56.83	3.19	68.20	11.37	199	42	Horizontal

**Remark:**

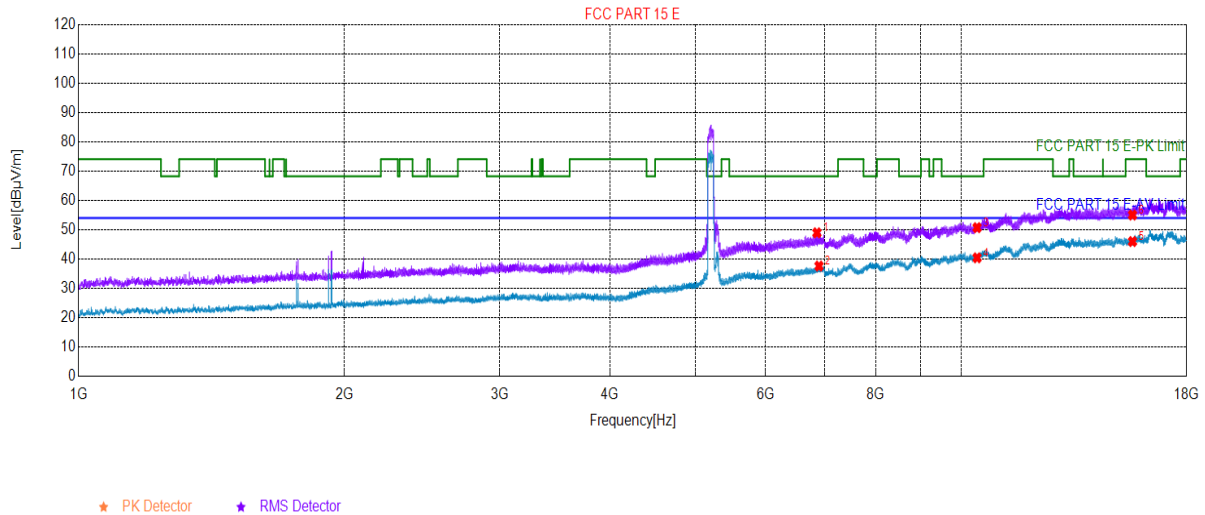
- Final Level = Receiver Read level + Factor (Antenna Factor + Cable Loss – Preamplifier Factor).
- The emission levels of other frequencies are very lower than the limit and not show in test report.

802.11ac 80 mode

Product Name:	Smart Phone	Product Model:	TA-1370
Test By:	Mike	Polarization:	Vertical
Test Voltage:	AC 120V/60Hz	Environment:	Temp: 24°C Huni: 57%

802.11ac 80 Channel 42

Test Graph



Suspected List

Suspected List								
NO.	Freq. [MHz]	Level [dBµV/m]	Factor [dB]	Limit [dBµV/m]	Margin [dB]	Height [cm]	Angle [°]	Polarity
1	6861.99	48.93	19.01	68.20	19.27	178	152	Vertical
2	6899.79	37.58	19.24	54.00	16.42	195	252	Vertical
3	10420.0	50.69	-2.28	68.20	17.51	184	351	Vertical
4	10420.0	40.40	-2.28	54.00	13.60	156	1	Vertical
5	15630.0	45.96	4.31	54.00	8.04	187	70	Vertical
6	15630.0	55.00	4.31	74.00	19.00	191	100	Vertical

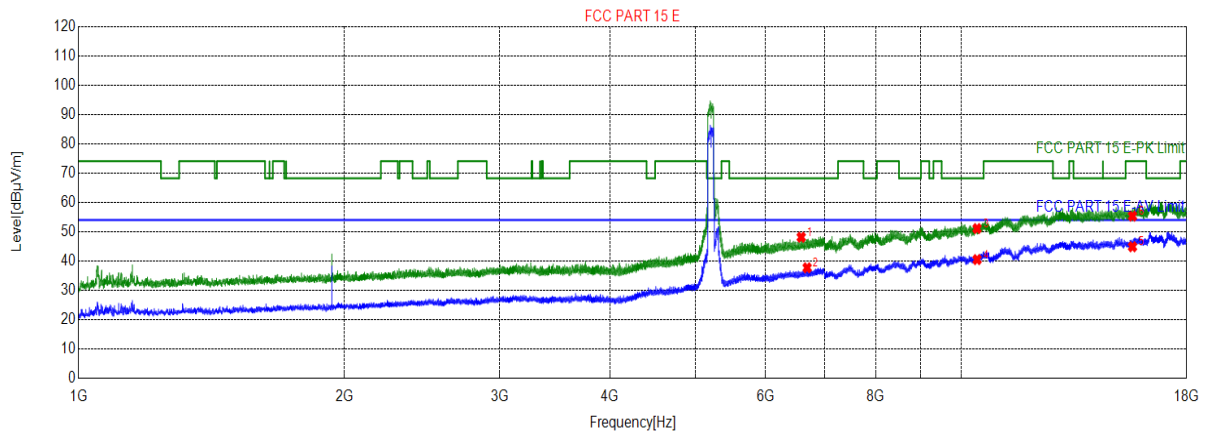
Remark:

- Final Level = Receiver Read level + Factor (Antenna Factor + Cable Loss – Preamplifier Factor).
- The emission levels of other frequencies are very lower than the limit and not show in test report.

<b>Product Name:</b>	Smart Phone	<b>Product Model:</b>	TA-1370
<b>Test By:</b>	Mike	<b>Polarization:</b>	Horizontal
<b>Test Voltage:</b>	AC 120V/60Hz	<b>Environment:</b>	Temp: 24℃ Huni: 57%

**802.11ac 80 Channel 42**

**Test Graph**



★ PK Detector    ★ RMS Detector

**Suspected List**

Suspected List								
NO.	Freq. [MHz]	Level [dBµV/m]	Factor [dB]	Limit [dBµV/m]	Margin [dB]	Height [cm]	Angle [°]	Polarity
1	6586.57	48.11	18.68	68.20	20.09	184	276	Horizontal
2	6689.18	37.68	19.34	54.00	16.32	174	260	Horizontal
3	10420.0	51.07	-2.28	68.20	17.13	165	145	Horizontal
4	10420.0	40.48	-2.28	54.00	13.52	185	290	Horizontal
5	15630.0	44.86	4.31	54.00	9.14	195	46	Horizontal
6	15630.0	55.31	4.31	74.00	18.69	117	108	Horizontal

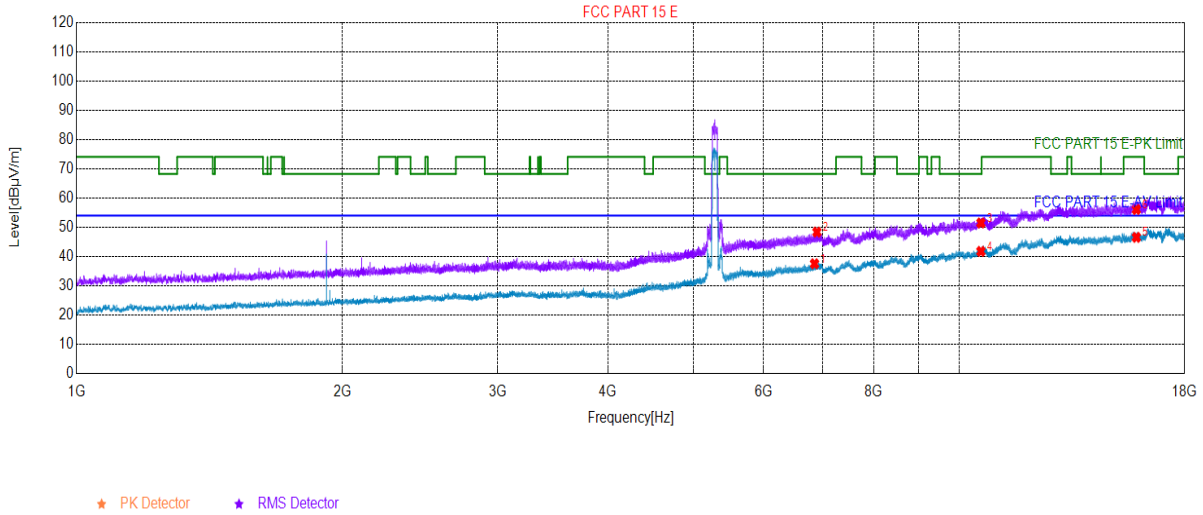
*Remark:*

1. Final Level = Receiver Read level + Factor (Antenna Factor + Cable Loss – Preamplifier Factor).
2. The emission levels of other frequencies are very lower than the limit and not show in test report.

<b>Product Name:</b>	Smart Phone	<b>Product Model:</b>	TA-1370
<b>Test By:</b>	Mike	<b>Polarization:</b>	Vertical
<b>Test Voltage:</b>	AC 120V/60Hz	<b>Environment:</b>	Temp: 24°C Huni: 57%

802.11ac 80 Channel 58

**Test Graph**



**Suspected List**

Suspected List								
NO.	Freq. [MHz]	Level [dBµV/m]	Factor [dB]	Limit [dBµV/m]	Margin [dB]	Height [cm]	Angle [°]	Polarity
1	6855.09	37.52	19.10	54.00	16.48	221	17	Vertical
2	6898.29	48.34	19.16	68.20	19.86	245	108	Vertical
3	10580.0	51.45	-2.33	68.20	16.75	263	305	Vertical
4	10580.0	41.75	-2.33	54.00	12.25	284	228	Vertical
5	15870.0	46.54	4.36	54.00	7.46	256	267	Vertical
6	15870.0	56.03	4.36	74.00	17.97	281	206	Vertical

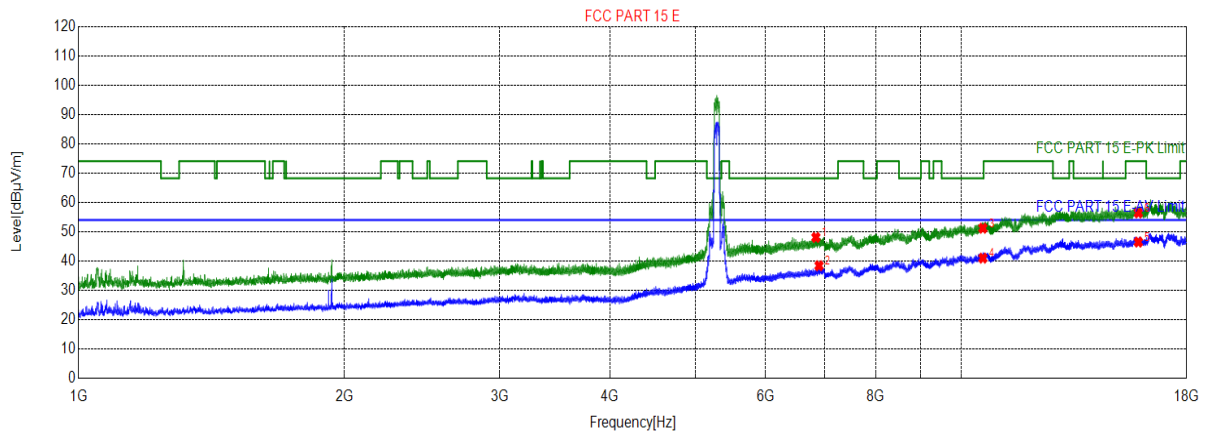
*Remark:*

1. Final Level = Receiver Read level + Factor (Antenna Factor + Cable Loss – Pre-amplifier Factor).
2. The emission levels of other frequencies are very lower than the limit and not show in test report.

<b>Product Name:</b>	Smart Phone	<b>Product Model:</b>	TA-1370
<b>Test By:</b>	Mike	<b>Polarization:</b>	Horizontal
<b>Test Voltage:</b>	AC 120V/60Hz	<b>Environment:</b>	Temp: 24℃ Huni: 57%

**802.11ac 80 Channel 58**

**Test Graph**



★ PK Detector    ★ RMS Detector

**Suspected List**

Suspected List								
NO.	Freq. [MHz]	Level [dBµV/m]	Factor [dB]	Limit [dBµV/m]	Margin [dB]	Height [cm]	Angle [°]	Polarity
1	6843.99	48.04	19.18	68.20	20.16	174	206	Horizontal
2	6900.09	38.37	19.25	54.00	15.63	198	343	Horizontal
3	10580.0	51.18	-2.33	68.20	17.02	175	89	Horizontal
4	10580.0	40.98	-2.33	54.00	13.02	154	0	Horizontal
5	15870.0	46.45	4.36	54.00	7.55	178	210	Horizontal
6	15870.0	56.40	4.36	74.00	17.60	162	286	Horizontal

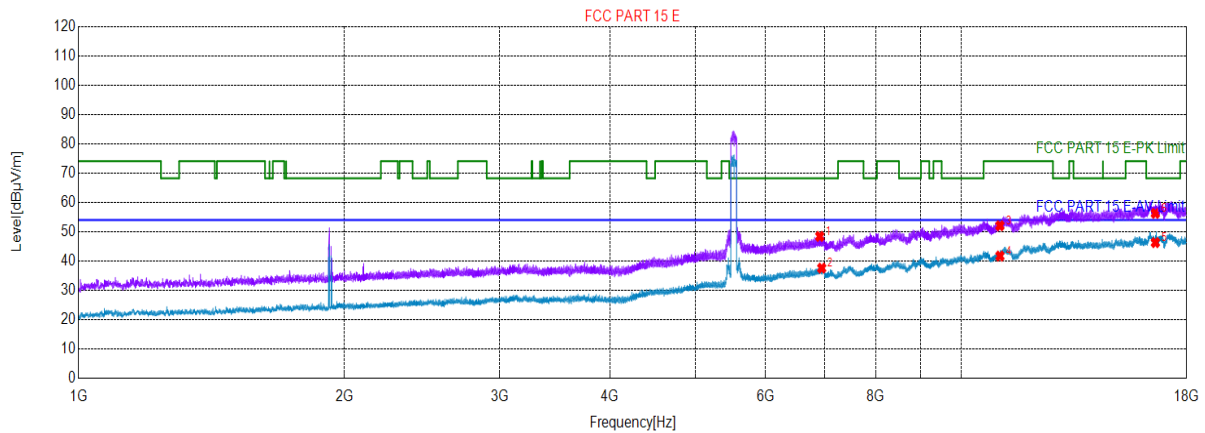
*Remark:*

1. Final Level = Receiver Read level + Factor (Antenna Factor + Cable Loss – Preamplifier Factor).
2. The emission levels of other frequencies are very lower than the limit and not show in test report.

<b>Product Name:</b>	Smart Phone	<b>Product Model:</b>	TA-1370
<b>Test By:</b>	Mike	<b>Polarization:</b>	Vertical
<b>Test Voltage:</b>	AC 120V/60Hz	<b>Environment:</b>	Temp: 24℃ Huni: 57%

**802.11ac 80 Channel 106**

**Test Graph**



★ PK Detector    ★ RMS Detector

**Suspected List**

Suspected List								
NO.	Freq. [MHz]	Level [dBµV/m]	Factor [dB]	Limit [dBµV/m]	Margin [dB]	Height [cm]	Angle [°]	Polarity
1	6913.89	48.39	18.85	68.20	19.81	222	145	Vertical
2	6948.69	37.56	18.91	54.00	16.44	245	153	Vertical
3	11060.0	52.02	-1.07	74.00	21.98	265	358	Vertical
4	11060.0	41.69	-1.07	54.00	12.31	247	48	Vertical
5	16590.0	46.28	4.21	54.00	7.72	256	214	Vertical
6	16590.0	56.24	4.21	68.20	11.96	248	93	Vertical

*Remark:*

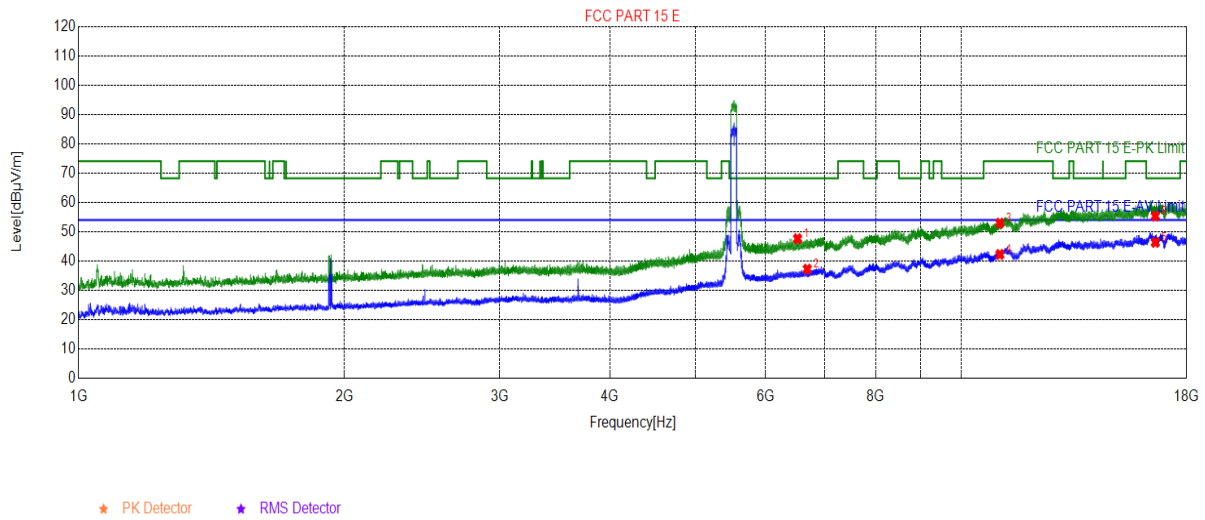
1. Final Level = Receiver Read level + Factor (Antenna Factor + Cable Loss – Preamplifier Factor).
2. The emission levels of other frequencies are very lower than the limit and not show in test report.



<b>Product Name:</b>	Smart Phone	<b>Product Model:</b>	TA-1370
<b>Test By:</b>	Mike	<b>Polarization:</b>	Horizontal
<b>Test Voltage:</b>	AC 120V/60Hz	<b>Environment:</b>	Temp: 24℃ Huni: 57%

**802.11ac 80 Channel 106**

**Test Graph**



**Suspected List**

Suspected List								
NO.	Freq. [MHz]	Level [dBµV/m]	Factor [dB]	Limit [dBµV/m]	Margin [dB]	Height [cm]	Angle [°]	Polarity
1	6524.47	47.61	18.30	68.20	20.59	174	229	Horizontal
2	6691.58	37.24	19.31	54.00	16.76	158	304	Horizontal
3	11060.0	52.91	-1.07	74.00	21.09	165	10	Horizontal
4	11060.0	42.22	-1.07	54.00	11.78	197	253	Horizontal
5	16590.0	46.34	4.21	54.00	7.66	174	154	Horizontal
6	16590.0	55.31	4.21	68.20	12.89	158	283	Horizontal

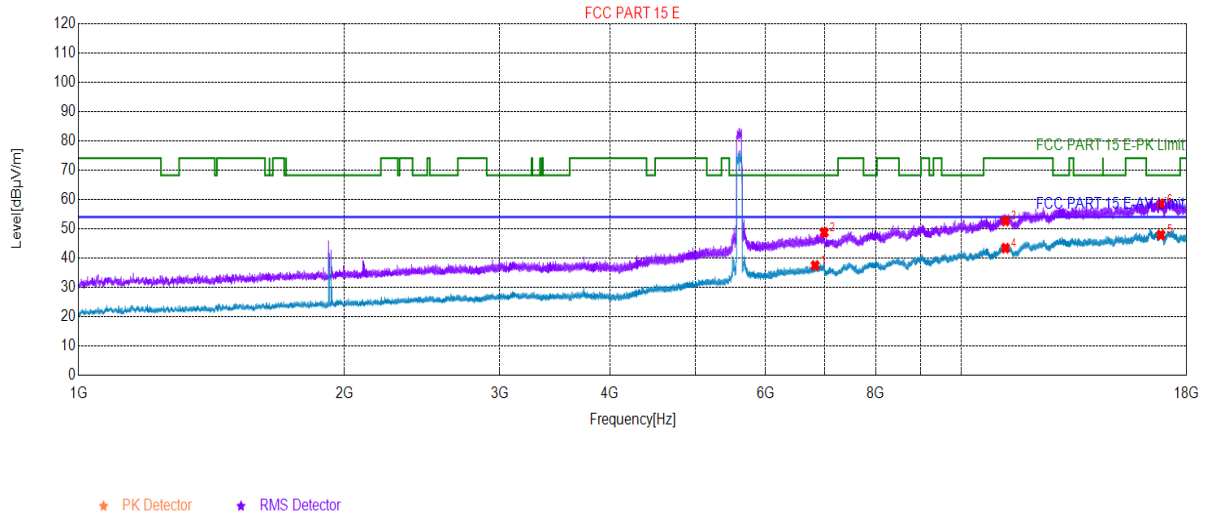
*Remark:*

1. Final Level = Receiver Read level + Factor (Antenna Factor + Cable Loss – Preamplifier Factor).
2. The emission levels of other frequencies are very lower than the limit and not show in test report.

<b>Product Name:</b>	Smart Phone	<b>Product Model:</b>	TA-1370
<b>Test By:</b>	Mike	<b>Polarization:</b>	Vertical
<b>Test Voltage:</b>	AC 120V/60Hz	<b>Environment:</b>	Temp: 24°C Huni: 57%

**802.11ac 80 Channel 122**

**Test Graph**



**Suspected List**

Suspected List								
NO.	Freq. [MHz]	Level [dBµV/m]	Factor [dB]	Limit [dBµV/m]	Margin [dB]	Height [cm]	Angle [°]	Polarity
1	6830.19	37.44	18.71	54.00	16.56	224	184	Vertical
2	6992.79	48.71	19.24	68.20	19.49	214	214	Vertical
3	11220.0	52.60	-0.78	74.00	21.40	258	313	Vertical
4	11220.0	43.35	-0.78	54.00	10.65	264	336	Vertical
5	16830.0	47.86	4.39	54.00	6.14	287	184	Vertical
6	16830.0	58.42	4.39	68.20	9.78	225	275	Vertical

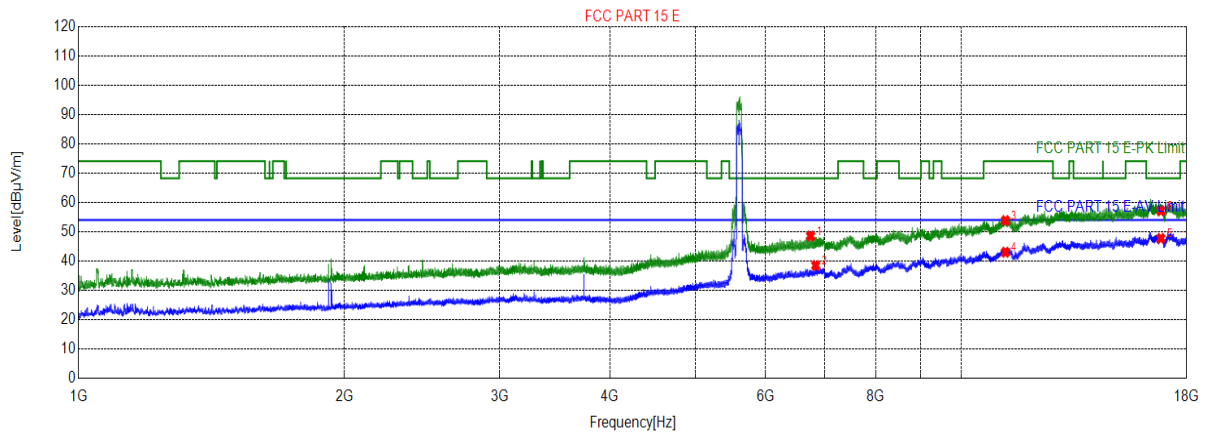
*Remark:*

1. Final Level = Receiver Read level + Factor (Antenna Factor + Cable Loss – Preamplifier Factor).
2. The emission levels of other frequencies are very lower than the limit and not show in test report.

<b>Product Name:</b>	Smart Phone	<b>Product Model:</b>	TA-1370
<b>Test By:</b>	Mike	<b>Polarization:</b>	Horizontal
<b>Test Voltage:</b>	AC 120V/60Hz	<b>Environment:</b>	Temp: 24°C Humi: 57%

**802.11ac 80 Channel 122**

**Test Graph**



★ PK Detector    ★ RMS Detector

**Suspected List**

Suspected List								
NO.	Freq. [MHz]	Level [dBµV/m]	Factor [dB]	Limit [dBµV/m]	Margin [dB]	Height [cm]	Angle [°]	Polarity
1	6748.58	48.51	18.73	68.20	19.69	174	24	Horizontal
2	6840.39	38.48	19.24	54.00	15.52	198	206	Horizontal
3	11220.0	53.80	-0.78	74.00	20.20	175	2	Horizontal
4	11220.0	42.99	-0.78	54.00	11.01	168	2	Horizontal
5	16830.0	47.72	4.39	54.00	6.28	194	70	Horizontal
6	16830.0	57.11	4.39	68.20	11.09	187	100	Horizontal

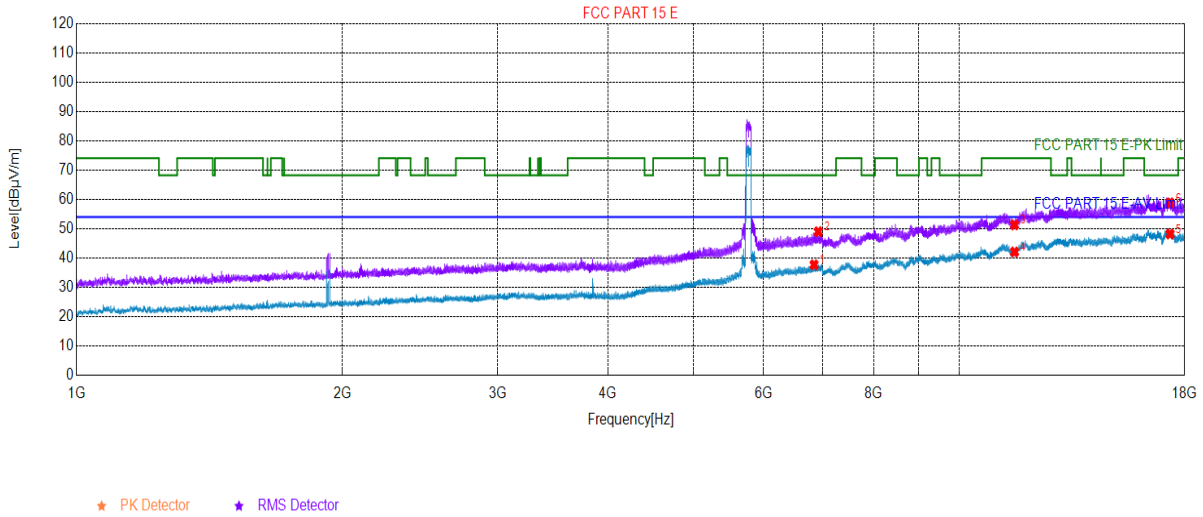
*Remark:*

1. Final Level = Receiver Read level + Factor (Antenna Factor + Cable Loss – Preamplifier Factor).
2. The emission levels of other frequencies are very lower than the limit and not show in test report.

<b>Product Name:</b>	Smart Phone	<b>Product Model:</b>	TA-1370
<b>Test By:</b>	Mike	<b>Polarization:</b>	Vertical
<b>Test Voltage:</b>	AC 120V/60Hz	<b>Environment:</b>	Temp: 24°C Huni: 57%

**802.11ac 80 Channel 155**

**Test Graph**



**Suspected List**

Suspected List								
NO.	Freq. [MHz]	Level [dBµV/m]	Factor [dB]	Limit [dBµV/m]	Margin [dB]	Height [cm]	Angle [°]	Polarity
1	6846.69	37.69	19.13	54.00	16.31	241	211	Vertical
2	6921.39	48.97	18.87	68.20	19.23	257	120	Vertical
3	11550.0	51.29	-0.12	74.00	22.71	265	176	Vertical
4	11550.0	42.07	-0.12	54.00	11.93	214	63	Vertical
5	17325.0	48.18	3.07	54.00	5.82	225	109	Vertical
6	17325.0	58.81	3.07	68.20	9.39	236	0	Vertical

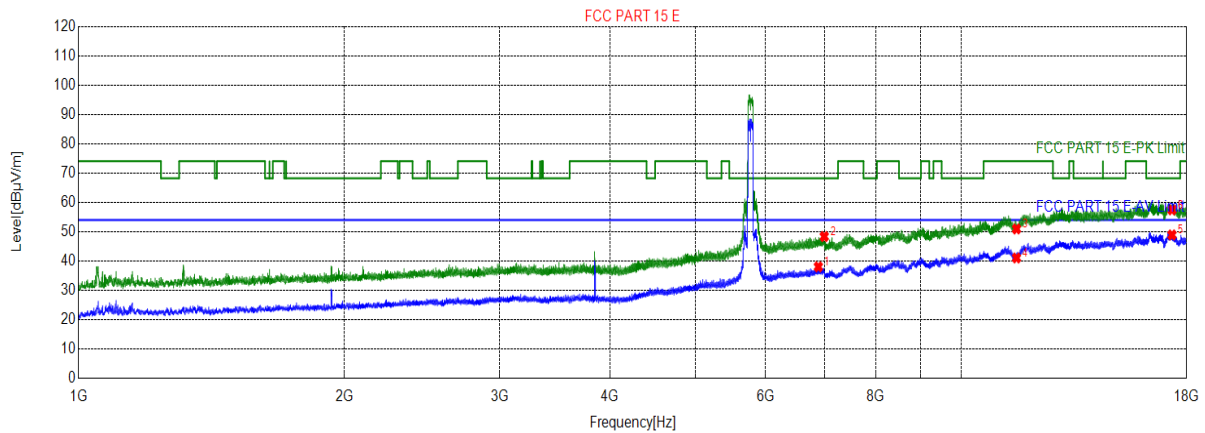
*Remark:*

1. Final Level = Receiver Read level + Factor (Antenna Factor + Cable Loss – Pre-amplifier Factor).
2. The emission levels of other frequencies are very lower than the limit and not show in test report.

<b>Product Name:</b>	Smart Phone	<b>Product Model:</b>	TA-1370
<b>Test By:</b>	Mike	<b>Polarization:</b>	Horizontal
<b>Test Voltage:</b>	AC 120V/60Hz	<b>Environment:</b>	Temp: 24℃ Huni: 57%

**802.11ac 80 Channel 155**

**Test Graph**



★ PK Detector    ★ RMS Detector

**Suspected List**

Suspected List								
NO.	Freq. [MHz]	Level [dBµV/m]	Factor [dB]	Limit [dBµV/m]	Margin [dB]	Height [cm]	Angle [°]	Polarity
1	6888.09	38.02	18.79	54.00	15.98	174	98	Horizontal
2	6994.29	48.34	19.24	68.20	19.86	165	343	Horizontal
3	11550.0	50.92	-0.12	74.00	23.08	187	69	Horizontal
4	11550.0	41.03	-0.12	54.00	12.97	174	344	Horizontal
5	17325.0	48.88	3.07	54.00	5.12	165	129	Horizontal
6	17325.0	57.44	3.07	68.20	10.76	181	129	Horizontal

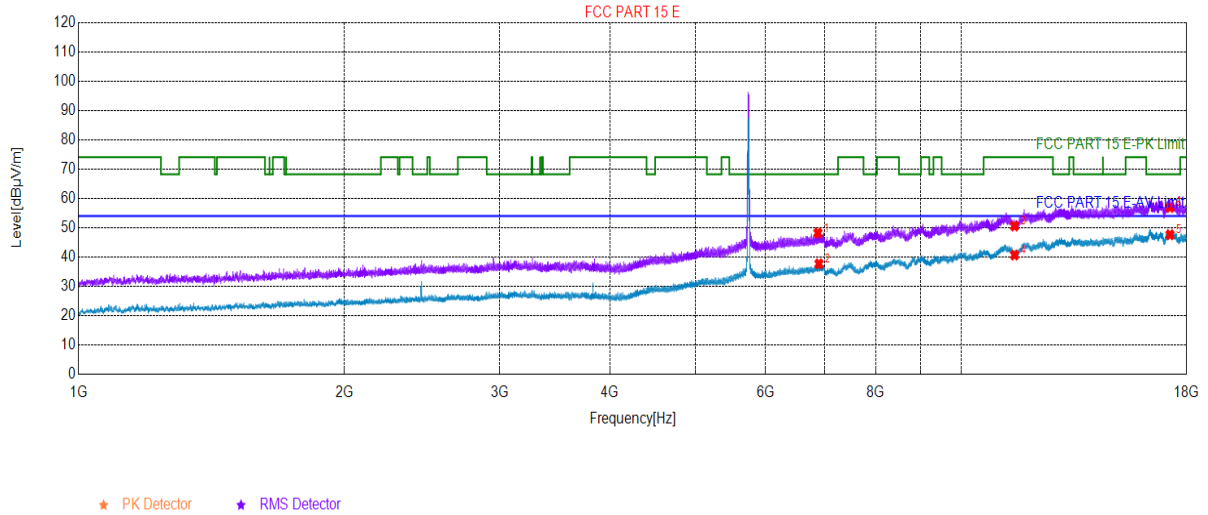
*Remark:*

- Final Level = Receiver Read level + Factor (Antenna Factor + Cable Loss – Preamplifier Factor).
- The emission levels of other frequencies are very lower than the limit and not show in test report.

Above 1GHz:  
AT-1361:

Product Name:	Smart Phone	Product Model:	TA-1361
Test By:	Mike	Polarization:	Vertical
Test Voltage:	AC 120V/60Hz	Environment:	Temp: 24°C Humi: 57%

802.11N20 Channel 149



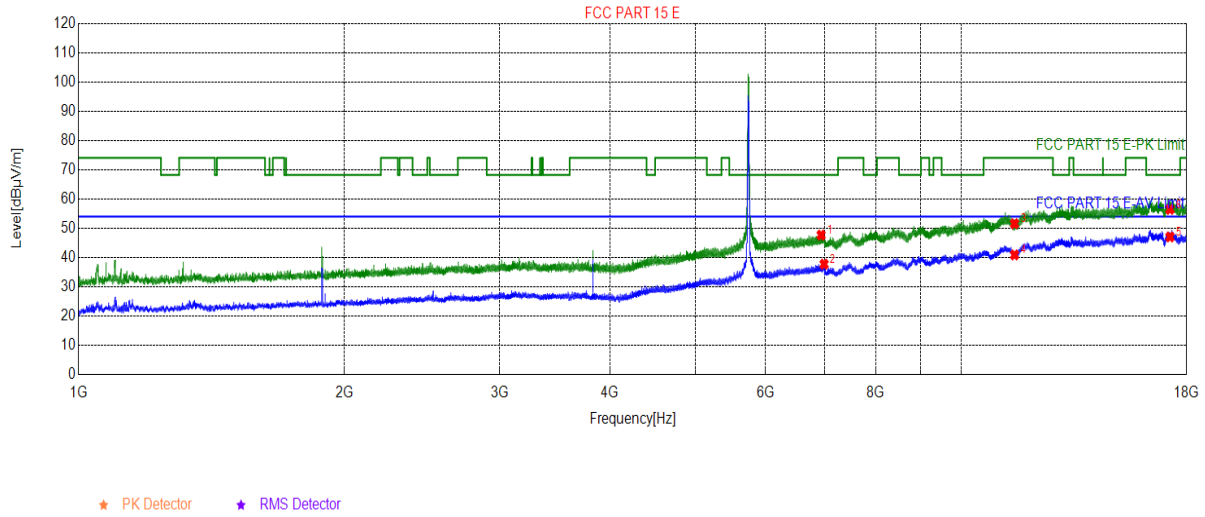
Suspected List								
NO.	Freq. [MHz]	Level [dBµV/m]	Factor [dB]	Limit [dBµV/m]	Margin [dB]	Height [cm]	Angle [°]	Polarity
1	6878.7939	48.16	19.09	68.20	20.04	224	125	Vertical
2	6898.2949	37.66	19.16	54.00	16.34	265	193	Vertical
3	11490.0000	50.58	-0.39	74.00	23.42	241	31	Vertical
4	11490.0000	40.67	-0.39	54.00	13.33	287	244	Vertical
5	17235.0000	47.58	2.88	54.00	6.42	213	39	Vertical
6	17235.0000	56.91	2.88	68.20	11.29	217	130	Vertical

Remark:

- Final Level = Receiver Read level + Factor (Antenna Factor + Cable Loss – Preamplifier Factor).
- The emission levels of other frequencies are very lower than the limit and not show in test report.

<b>Product Name:</b>	Smart Phone	<b>Product Model:</b>	TA-1361
<b>Test By:</b>	Mike	<b>Polarization:</b>	Horizontal
<b>Test Voltage:</b>	AC 120V/60Hz	<b>Environment:</b>	Temp: 24℃ Humi: 57%

802.11N20 Channel 149



Suspected List								
NO.	Freq. [MHz]	Level [dBµV/m]	Factor [dB]	Limit [dBµV/m]	Margin [dB]	Height [cm]	Angle [°]	Polarity
1	6937.2969	47.66	19.13	68.20	20.54	174	253	Horizontal
2	6991.8996	37.73	19.23	54.00	16.27	165	26	Horizontal
3	11490.0000	51.56	-0.39	74.00	22.44	184	251	Horizontal
4	11490.0000	40.88	-0.39	54.00	13.12	199	2	Horizontal
5	17235.0000	47.03	2.88	54.00	6.97	175	137	Horizontal
6	17235.0000	56.45	2.88	68.20	11.75	162	184	Horizontal

Remark:

- Final Level = Receiver Read level + Factor (Antenna Factor + Cable Loss – Preamplifier Factor).
- The emission levels of other frequencies are very lower than the limit and not show in test report.

## 7 Test Setup Photo

Reference to the test setup photos:: BT & Wi-Fi & NII Setup Photos.

## 8 EUT Constructional Details

Reference to the External Photo and Internal Photo

-----End of report-----