



Appendix D

Photographs

1. SAR measurement System
2. Photographs of Tissue Simulate Liquid
3. Photographs of EUT test position
4. EUT Constructional Details







1. SAR measurement System



2. Photographs of Tissue Simulate Liquid

Photo 1: Tissue Simulant Liquid for HBBL600-10000MHz	NA
	NA

3. Photographs of EUT test position

<p>Photo 2: Left cheek</p>	<p>Photo 3: Left tilted</p>
	
<p>Photo 4: Right cheek</p>	<p>Photo 5: Right tilted</p>
	
<p>Photo 6: Front side 10mm</p>	<p>Photo 7: Back side 10mm</p>
	











<p>Photo 8: Left side 10mm</p>	<p>Photo 9: Right side 10mm</p>
	
<p>Photo 10: Top side 10mm</p>	<p>Photo 11: Bottom side 10mm</p>
	
<p>Photo 12: Front side 17mm</p>	<p>Photo 13: Back side 21mm</p>
	

Photo 14: Bottom side 20mm	NA
	<p>NA</p>

4. EUT Constructional Details

Photo 15: Front View	Photo 16: Back View
	
Photo 17: DUT Antenna Locations	NA
 <p>ANT5: TRX: NR n78</p> <p>ANT10: TRX: WIFI 5G</p> <p>ANT1: TRX: GSM850/900, V5/8, LTE B5/8/12/20/28, NR n5/28</p> <p>ANT2: TRX: GSM1800/1900, W1/2/4, LTE B1/2/3/4/7/38/39/40/41/66, NR n1/2/3/7/38/41/66</p> <p>ANT3: TRX: LTE B1/2/3/7/66 NR n1/2/3/7/38/41/66(Only for EN_DC)</p> <p>Labels: Top, Bottom, Right, Left</p>	<p>NA</p> <p>NA</p>