



# TEST REPORT

No. I22N00821-RF-LTE

for

**HMD Global Oy**

**Smart Phone**

**Model Name: TA-1339**

**FCC ID: 2AJOTTA-1339**

with

**Hardware Version: V01B**

**Software Version: 000T\_1\_111**

**Issued Date: 2022-04-19**

**Note:**

The test results in this test report relate only to the devices specified in this report. This report shall not be reproduced except in full without the written approval of SAICT.

**Test Laboratory:**

**SAICT, Shenzhen Academy of Information and Communications Technology**

Building G, Shenzhen International Innovation Center, No.1006 Shennan Road, Futian District, Shenzhen, Guangdong, P. R. China 518000.

Tel:+86(0)755-33322000, Fax:+86(0)755-33322001

Email: yewu@saict.ac.cn www.saict.ac.cn



No. I22N00821-RF-LTE

## **REPORT HISTORY**

<b>Report Number</b>	<b>Revision</b>	<b>Description</b>	<b>Issue Date</b>
I22N00821-RF-LTE	Rev.0	1st edition	2022-04-19



## **CONTENTS**

<b>1. SUMMARY OF TEST REPORT .....</b>	<b>4</b>
1.1. TEST ITEMS.....	4
1.2. TEST STANDARDS .....	4
1.3. TEST RESULT .....	4
1.4. TESTING LOCATION .....	4
1.5. PROJECT DATA .....	4
1.6. SIGNATURE.....	4
<b>2. CLIENT INFORMATION .....</b>	<b>5</b>
2.1. APPLICANT INFORMATION.....	5
2.2. MANUFACTURER INFORMATION.....	5
<b>3. EQUIPMENT UNDER TEST (EUT) AND ANCILLARY EQUIPMENT (AE) .....</b>	<b>6</b>
3.1. ABOUT EUT.....	6
3.2. INTERNAL IDENTIFICATION OF EUT USED DURING THE TEST .....	6
3.3. INTERNAL IDENTIFICATION OF AE USED DURING THE TEST.....	6
3.4. GENERAL DESCRIPTION .....	7
<b>4. REFERENCE DOCUMENTS.....</b>	<b>8</b>
<b>5. LABORATORY ENVIRONMENT.....</b>	<b>9</b>
<b>6. SUMMARY OF TEST RESULTS.....</b>	<b>10</b>
<b>7. STATEMENT .....</b>	<b>13</b>
<b>8. TEST EQUIPMENTS UTILIZED.....</b>	<b>14</b>
<b>ANNEX A: MEASUREMENT RESULTS .....</b>	<b>15</b>
A.1 OUTPUT POWER.....	15
A.2 FIELD STRENGTH OF SPURIOUS RADIATION.....	53
A.3 FREQUENCY STABILITY .....	77
A.4 OCCUPIED BANDWIDTH.....	82
A.5 EMISSION BANDWIDTH .....	146
A.6 BAND EDGE COMPLIANCE .....	210
A.7 CONDUCTED SPURIOUS EMISSION .....	234
A.8 PEAK-TO-AVERAGE POWER RATIO.....	239

## 1. SUMMARY OF TEST REPORT

### 1.1. Test Items

Description	Smart Phone
Model Name	TA-1339
Applicant's name	HMD Global Oy
Manufacturer's Name	HMD Global Oy

### 1.2. Test Standards

FCC Part 2/22/24/27	10-1-19 Edition
ANSI C63.26	2015
KDB971168 D01	v03r01

### 1.3. Test Result

All test items are pass. Please refer to "6 Summary of Test Results" for detail.

### 1.4. Testing Location


Address: Building G, Shenzhen International Innovation Center, No.1006 Shennan Road, Futian District, Shenzhen, Guangdong, P. R. China 518000

### 1.5. Project Data

Testing Start Date: 2021-02-23

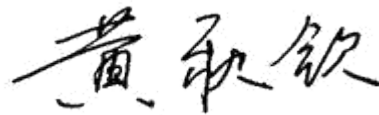
Testing End Date: 2022-04-18

### 1.6. Signature



---

Wang Ping  
(Prepared this test report)



---

Huang Qiuqin  
(Reviewed this test report)



---

Zhang Hao  
(Approved this test report)



## **2. CLIENT INFORMATION**

### **2.1. Applicant Information**

Company Name: HMD Global Oy  
Address /Post: Bertel Jungin aukio 9, 02600 Espoo, Finland  
Contact Person: Reza Serafat  
Contact Email: reza.serafat@hmdglobal.com  
Telephone: +393 31 6272922  
Fax: /

### **2.2. Manufacturer Information**

Company Name: HMD Global Oy  
Address /Post: Bertel Jungin aukio 9, 02600 Espoo, Finland  
Contact Person: Reza Serafat  
Contact Email: reza.serafat@hmdglobal.com  
Telephone: +393 31 6272922  
Fax: /



### **3. EQUIPMENT UNDER TEST (EUT) AND ANCILLARY EQUIPMENT**

#### **(AE)**

#### **3.1. About EUT**

Description	Smart Phone
Model Name	TA-1339
FCC ID	2AJOTTA-1339
Frequency Bands	LTE Bands 2,4,5,7,12,17, 66
Antenna	Integrated
Extreme vol. Limits	3.60V to 4.35V (nominal: 3.80V)
Extreme temp. Tolerance	-10°C to +55°C
Condition of EUT as received	No abnormality in appearance

Note1: Components list, please refer to documents of the manufacturer; it is also included in the original test record of SAICT.

Note2: The Declaration of changes from initial TA-1339 to variant TA-1339 are as below:

- 1) The SW Version is different. The initial is 000T\_0\_513. The variant is 000T\_1\_111.
- 2) The chip changed from SC9863A to SC9863A1
- 3) The variant TA-1339 added a Battery(AE1-2) Model:BL-29CI

#### **3.2. Internal Identification of EUT used during the test**

<b>EUT ID*</b>	<b>IMEI</b>	<b>HW Version</b>	<b>SW Version</b>	<b>Sample Arrival Date</b>
UT09aa	357321210003348	V01B	000T_0_513	2021-02-22
UT03aa	357321210004569	V01B	000T_0_513	2021-02-19
UT01aa	357321212704901	V01B	000T_1_111	2022-04-01
UT03aa	357321212704885	V01B	000T_1_111	2022-04-01

\*EUT ID: is used to identify the test sample in the lab internally.

UT01aa/UT09aa are used for conduction test, UT03aa is used for radiation test.

#### **3.3. Internal Identification of AE used during the test**

<b>AE ID*</b>	<b>Description</b>
AE1	Battery
AE2	Charger
AE3	USB Cable
AE4	Headset

##### **AE1-1**

Model	BL-29CI
Manufacturer	Fenghua Battery Co.,Ltd.
Capacity	2950mAh
Nominal Voltage	3.8V

##### **AE1-2**

Model	BL-29CI
Manufacturer	Shenzhen Aerospace Electronic Co.,Ltd.
Capacity	2950mAh



Nominal Voltage	3.8V
AE2	
Model	A18A-050100U-US2
Manufacturer	Dongguan Aohai Technology Co.,Ltd.
AE3	
Model	MO34B1000100
Manufacturer	FKY-QY Electronic Technology Co. Ltd
AE4	
Model	JWEP1199-M01H (178210504)
Manufacturer	JUWEI ELECTRONICS CO.,LTD

\*AE ID is used to identify the test sample in the lab internally.

AE: ancillary equipment

### **3.4. General Description**

The Equipment Under Test (EUT) is a model Smart Phone with integrated antenna. It consists of normal options: lithium battery, charger. Manual and specifications of the EUT were provided to fulfil the test. Samples undergoing test were selected by the Client.



#### **4. REFERENCE DOCUMENTS**

The following documents listed in this section are referred for testing.

<b>Reference</b>	<b>Title</b>	<b>Version</b>
FCC Part 22	PUBLIC MOBILE SERVICES	10-1-19 Edition
FCC Part 24	PERSONAL COMMUNICATIONS SERVICES	10-1-19 Edition
FCC Part 2	FREQUENCY ALLOCATIONS AND RADIO TREATY MATTERS; GENERAL RULES AND REGULATIONS	10-1-19 Edition
FCC Part 27	MISCELLANEOUS WIRELESS COMMUNICATIONS SERVICES	10-1-19 Edition
ANSI C63.26	American National Standard for Compliance Testing of Transmitters Used in Licensed Radio Services	2015
KDB971168 D01	Power Meas License Digital Systems	v03r01



## 5. LABORATORY ENVIRONMENT

**Shielded room** did not exceed following limits along the RF testing:

Temperature	Min. = 15 °C, Max. = 35 °C
Relative humidity	Min. = 20 %, Max. = 75 %
Shielding effectiveness	0.014MHz-1MHz>60 dB; 1MHz-18000MHz>90 dB
Electrical insulation	>2 MΩ
Ground system resistance	< 4 Ω

**Fully-anechoic chamber** did not exceed following limits along the EMC testing

Temperature	Min. = 15 °C, Max. = 35 °C
Relative humidity	Min. = 20 %, Max. = 75 %
Shielding effectiveness	0.014MHz-1MHz> 60 dB; 1MHz-18000MHz>90 dB
Electrical insulation	> 2MΩ
Ground system resistance	< 4 Ω
Voltage Standing Wave Ratio (VSWR)	≤ 6 dB, from 1 to 18 GHz, 3 m distance
Uniformity of field strength	Between 0 and 6 dB, from 80 to 6000 MHz

## 6. SUMMARY OF TEST RESULTS

Abbreviations used in this clause:		
Verdict Column	P	Pass
	F	Fail
	NA	Not applicable
	NM	Not measured
Location Column	A/B/C/D	The test is performed in test location A, B, C or D which are described in section 1.4 of this report

### LTE Band 2

Items	Test Name	Clause in FCC rules	Section in this report	Verdict
1	Output Power	2.1046/24.232	A.1	P
2	Field Strength of Spurious Radiation	2.1053/24.238	A.2	P
3	Frequency Stability	2.1055/24.235	A.3	P
4	Occupied Bandwidth	2.1049/24.238	A.4	P
5	Emission Bandwidth	2.1049/24.238	A.5	P
6	Band Edge Compliance	2.1051/24.238	A.6	P
7	Conducted Spurious Emission	2.1051/24.238	A.7	P
8	Peak-to-Average Power Ratio	24.232/ KDB971168 D01	A.8	P

### LTE Band 4

Items	Test Name	Clause in FCC rules	Section in this report	Verdict
1	Output Power	2.1046/27.50(d)	A.1	P
2	Field Strength of Spurious Radiation	2.1053/27.53(h)	A.2	P
3	Frequency Stability	2.1055/27.54	A.3	P
4	Occupied Bandwidth	2.1049/27.53(g)	A.4	P
5	Emission Bandwidth	2.1049/27.53(g)	A.5	P
6	Band Edge Compliance	2.1051/27.53(h)	A.6	P
7	Conducted Spurious Emission	2.1051/27.53(h)	A.7	P
8	Peak-to-Average Power Ratio	27.50(d)/ KDB971168 D01	A.8	P



## LTE Band 5

Items	Test Name	Clause in FCC rules	Section in this report	Verdict
1	Output Power	2.1046/22.913	A.1	P
2	Field Strength of Spurious Radiation	2.1053/22.917	A.2	P
3	Frequency Stability	2.1055/22.355	A.3	P
4	Occupied Bandwidth	2.1049/22.917	A.4	P
5	Emission Bandwidth	2.1049/22.917	A.5	P
6	Band Edge Compliance	2.1051/22.917	A.6	P
7	Conducted Spurious Emission	2.1051/22.917	A.7	P
8	Peak-to-Average Power Ratio	KDB971168 D01	A.8	P

## LTE Band 7

Items	Test Name	Clause in FCC rules	Section in this report	Verdict
1	Output Power	2.1046/27.50(h)	A.1	P
2	Field Strength of Spurious Radiation	2.1053/27.53(m)	A.2	P
3	Frequency Stability	2.1055/27.54	A.3	P
4	Occupied Bandwidth	2.1049/27.53(m)	A.4	P
5	Emission Bandwidth	2.1049/27.53(m)	A.5	P
6	Band Edge Compliance	2.1051/27.53(m)	A.6	P
7	Conducted Spurious Emission	2.1051/27.53(m)	A.7	P
8	Peak-to-Average Power Ratio	27.50(a)/ KDB971168 D01	A.8	P

## LTE Band 12

Items	Test Name	Clause in FCC rules	Section in this report	Verdict
1	Output Power	2.1046/27.50(c)	A.1	P
2	Field Strength of Spurious Radiation	2.1053/27.53(g)	A.2	P
3	Frequency Stability	2.1055/27.54	A.3	P
4	Occupied Bandwidth	2.1049/27.53(g)	A.4	P
5	Emission Bandwidth	2.1049/27.53(g)	A.5	P
6	Band Edge Compliance	2.1051/27.53(g)	A.6	P
7	Conducted Spurious Emission	2.1051/27.53(g)	A.7	P
8	Peak-to-Average Power Ratio	27.50(a)/ KDB971168 D01	A.8	P



## LTE Band 17

Items	Test Name	Clause in FCC rules	Section in this report	Verdict
1	Output Power	2.1046/27.50(c)	A.1	P
2	Field Strength of Spurious Radiation	2.1053/27.53(g)	A.2	P
3	Frequency Stability	2.1055/27.54	A.3	P
4	Occupied Bandwidth	2.1049/27.53(g)	A.4	P
5	Emission Bandwidth	2.1049/27.53(g)	A.5	P
6	Band Edge Compliance	2.1051/27.53(g)	A.6	P
7	Conducted Spurious Emission	2.1051/27.53(g)	A.7	P
8	Peak-to-Average Power Ratio	27.50(a)/ KDB971168 D01	A.8	P

## LTE Band 66

Items	Test Name	Clause in FCC rules	Section in this report	Verdict
1	Output Power	2.1046/27.50(d)	A.1	P
2	Field Strength of Spurious Radiation	2.1053/27.53(h)	A.2	P
3	Frequency Stability	2.1055/27.54	A.3	P
4	Occupied Bandwidth	2.1049/27.53(h)	A.4	P
5	Emission Bandwidth	2.1049/27.53(h)	A.5	P
6	Band Edge Compliance	2.1051/27.53(h)	A.6	P
7	Conducted Spurious Emission	2.1051/27.53(h)	A.7	P
8	Peak-to-Average Power Ratio	27.50(a)/ KDB971168 D01	A.8	P



## **7. STATEMENT**

The EUT is a variant model of TA-1339, All the original values of this report are quoted directly from I21N000548-RF-LTE. We just do some spot check of Variant TA-1339.

Since the information of samples in this report is provided by the client, the laboratory is not responsible for the authenticity of sample information.

This report takes measured values as criterion of test conclusion. The test conclusion meets the limit requirements.

**8. TEST EQUIPMENTS UTILIZED**

NO.	Description	TYPE	Manufacture	series number	CAL DUE DATE
1	Test Receiver	ESR7	R&S	101676	2022-11-24
2	BiLog Antenna	3142E	ETS-Lindgren	0224831	2024-05-27
3	Horn Antenna	3117	ETS-Lindgren	00066577	2022-04-02
4	Horn Antenna	QSH-SL-18 -26-S-20	Q-par	17013	2023-01-06
5	Antenna	BBHA 9120D	Schwarzbeck	1593	2022-12-05
6	Antenna	VUBA 9117	Schwarzbeck	207	2023-07-15
7	Antenna	QWH-SL-18 -40-K-SG	Q-par	15979	2023-01-06
8	preamplifier	83017A	Agilent	MY39501110	/
9	Signal Generator	SMB100A	R&S	179725	2022-11-24
10	Fully Anechoic Chamber	FACT3-2.0	ETS-Lindgren	1285	2023-05-29
11	Spectrum Analyzer	FSV40	R&S	101192	2022-01-13
12	Universal Radio Communication Tester	CMU200	R&S	114545	2022-01-13
13	Universal Radio Communication Tester	CMU200	R&S	123210	2022-12-13
14	Spectrum Analyzer	FSU	R&S	101506	2022-12-13
15	Temperature Chamber	SH-241	ESPEC	92007516	2022-10-15
16	DC Power Supply	U3606A	Agilent Technologies	MY50450012	2022-11-13

**Test software**

Item	Name	Vesion
Radiated	EMC32	V10.50.40

## **ANNEX A: MEASUREMENT RESULTS**

### **A.1 OUTPUT POWER**

#### **Reference**

FCC: CFR Part 2.1046, 22.913, 24.232, 27.50.

#### **A.1.1 Summary**

During the process of testing, the EUT was controlled via Rhode & Schwarz Digital Radio Communication tester (CMW500) to ensure max power transmission and proper modulation.

This result contains peak output power and ERP/EIRP measurements for the EUT.

In all cases, output power is within the specified limits.

#### **A.1.2 Conducted**

##### **A.1.2.1 Method of Measurements**

The EUT was set up for the max output power with pseudo random data modulation.

These measurements were done at 3 frequencies (bottom, middle and top of operational frequency range) for each bandwidth.

##### **A.1.2.2 Measurement result**

#### **LTE band 2**

Bandwidth	RB size/offset	Frequency (MHz)	Power(dBm)		
			QPSK	16QAM	64QAM
1.4MHz	1 RB high	1909.3	23.03	22.56	22.15
		1880.0	23.10	22.71	22.16
		1850.7	23.02	22.51	22.05
	1 RB low	1909.3	23.01	22.48	22.00
		1880.0	23.13	22.61	22.19
		1850.7	22.97	22.51	21.89
	50% RB mid	1909.3	22.99	22.37	21.72
		1880.0	23.07	22.37	21.65
		1850.7	22.89	22.37	21.83
	100% RB	1909.3	22.60	21.48	20.45
		1880.0	22.35	21.37	20.21
		1850.7	22.50	21.44	20.49
3MHz	1 RB high	1908.5	23.00	22.56	22.15
		1880.0	23.09	22.70	22.15
		1851.5	22.98	22.52	21.98
	1 RB low	1908.5	22.98	22.47	21.98
		1880.0	23.07	22.69	22.17
		1851.5	22.91	22.47	21.93
	50% RB mid	1908.5	22.36	21.56	20.71
		1880.0	22.55	21.59	20.74
		1851.5	22.41	21.59	20.64



	100% RB	1908.5	22.59	21.48	20.46
		1880.0	22.39	21.42	20.22
		1851.5	22.48	21.41	20.46
5MHz	1 RB high	1907.5	23.05	22.58	22.22
		1880.0	23.15	22.67	22.12
		1852.5	23.03	22.47	21.98
	1 RB low	1907.5	22.99	22.48	22.06
		1880.0	23.11	22.71	22.18
		1852.5	23.01	22.51	21.90
	50% RB mid	1907.5	22.38	21.53	20.71
		1880.0	22.60	21.63	20.73
		1852.5	22.43	21.55	20.67
	100% RB	1907.5	22.59	21.57	20.47
		1880.0	22.44	21.41	20.25
		1852.5	22.49	21.46	20.49
10MHz	1 RB high	1905.0	23.02	22.62	22.18
		1880.0	23.08	22.65	22.15
		1855.0	23.00	22.54	21.98
	1 RB low	1905.0	23.00	22.48	22.03
		1880.0	23.10	22.68	22.24
		1855.0	22.93	22.47	21.93
	50% RB mid	1905.0	22.41	21.55	20.77
		1880.0	22.54	21.63	20.81
		1855.0	22.45	21.50	20.65
	100% RB	1905.0	22.57	21.51	20.50
		1880.0	22.35	21.35	20.22
		1855.0	22.43	21.41	20.42
15MHz	1 RB high	1902.5	22.98	22.56	22.17
		1880.0	23.14	22.68	22.13
		1857.5	23.01	22.52	21.99
	1 RB low	1902.5	23.02	22.45	22.05
		1880.0	23.14	22.67	22.21
		1857.5	22.94	22.45	21.95
	50% RB mid	1902.5	22.43	21.56	20.78
		1880.0	22.56	21.61	20.77
		1857.5	22.48	21.59	20.67
	100% RB	1902.5	22.54	21.54	20.49
		1880.0	22.39	21.41	20.20
		1857.5	22.48	21.41	20.45





20MHz	1 RB high	1900.0	23.08	22.64	22.23
		1880.0	23.15	22.74	22.19
		1860.0	23.05	22.55	22.06
	1 RB low	1900.0	23.06	22.50	22.08
		1880.0	23.17	22.71	22.25
		1860.0	23.01	22.53	21.98
	50% RB mid	1900.0	22.46	21.62	20.79
		1880.0	22.61	21.67	20.82
		1860.0	22.49	21.60	20.70
	100% RB	1900.0	22.63	21.58	20.52
		1880.0	22.45	21.43	20.29
		1860.0	22.53	21.49	20.50

Note: Expanded measurement uncertainty is  $U = 0.49\text{dB}$ ,  $k = 1.96$



**LTE band 4**

Bandwidth	RB size/offset	Frequency (MHz)	Power(dBm)		
			QPSK	16QAM	64QAM
1.4MHz	1 RB high	1754.3	22.75	22.18	21.61
		1732.5	22.94	22.31	21.82
		1710.7	22.95	22.32	21.83
	1 RB low	1754.3	22.68	22.01	21.46
		1732.5	22.91	22.27	21.62
		1710.7	22.93	22.32	21.72
	50% RB mid	1754.3	22.32	21.18	20.12
		1732.5	22.56	21.36	20.01
		1710.7	22.49	21.27	20.11
	100% RB	1754.3	22.31	21.27	20.08
		1732.5	22.10	20.93	19.86
		1710.7	22.33	21.21	20.22
3MHz	1 RB high	1753.5	22.67	22.19	21.61
		1732.5	22.94	22.41	21.91
		1711.5	22.95	22.39	21.74
	1 RB low	1753.5	22.64	22.03	21.52
		1732.5	22.89	22.23	21.63
		1711.5	22.89	22.22	21.72
	50% RB mid	1753.5	22.33	21.22	20.10
		1732.5	22.43	21.33	20.03
		1711.5	22.46	21.26	20.06
	100% RB	1753.5	22.28	21.20	20.12
		1732.5	22.09	20.91	19.87
		1711.5	22.39	21.29	20.18
5MHz	1 RB high	1752.5	22.66	22.15	21.60
		1732.5	22.92	22.40	21.95
		1712.5	22.95	22.40	21.74
	1 RB low	1752.5	22.68	22.05	21.55
		1732.5	22.91	22.27	21.67
		1712.5	22.93	22.24	21.70
	50% RB mid	1752.5	22.29	21.17	20.09
		1732.5	22.43	21.28	20.01
		1712.5	22.46	21.21	20.10
	100% RB	1752.5	22.29	21.22	20.13
		1732.5	22.14	20.96	19.87
		1712.5	22.39	21.23	20.22
10MHz	1 RB high	1750.0	22.66	22.16	21.59



		1732.5	22.93	22.36	21.87	
		1715.0	22.94	22.42	21.77	
		1750.0	22.65	22.01	21.53	
	1 RB low	1732.5	22.91	22.29	21.66	
		1715.0	22.91	22.31	21.67	
		1750.0	22.36	21.21	20.07	
	50% RB mid	1732.5	22.44	21.26	19.98	
		1715.0	22.43	21.28	20.14	
		1750.0	22.28	21.18	20.07	
	100% RB	1732.5	22.06	20.93	19.89	
		1715.0	22.30	21.28	20.14	
		1750.0	22.72	22.19	21.62	
15MHz	1 RB high	1732.5	22.96	22.36	21.87	
		1717.5	22.96	22.34	21.82	
		1747.5	22.68	22.01	21.48	
	1 RB low	1732.5	22.90	22.25	21.64	
		1717.5	22.94	22.30	21.70	
		1747.5	22.31	21.15	20.14	
	50% RB mid	1732.5	22.52	21.32	20.00	
		1717.5	22.46	21.28	20.13	
		1747.5	22.33	21.25	20.06	
	100% RB	1732.5	22.12	20.92	19.89	
		1717.5	22.32	21.24	20.20	
		1745.0	22.74	22.22	21.63	
	20MHz	1 RB high	1732.5	22.98	22.45	21.97
			1720.0	22.97	22.42	21.83
			1745.0	22.74	22.09	21.56
1 RB low		1732.5	22.93	22.32	21.69	
		1720.0	22.95	22.32	21.76	
		1745.0	22.38	21.24	20.15	
50% RB mid		1732.5	22.53	21.34	20.07	
		1720.0	22.50	21.31	20.15	
		1745.0	22.36	21.28	20.15	
100% RB		1732.5	22.15	21.00	19.90	
		1720.0	22.39	21.33	20.23	

Note: Expanded measurement uncertainty is  $U = 0.49\text{dB}$ ,  $k = 1.96$



**LTE band 5**

Bandwidth	RB size/offset	Frequency (MHz)	Power(dBm)		
			QPSK	16QAM	64QAM
1.4MHz	1 RB high	848.3	23.09	22.10	21.12
		836.5	23.18	22.05	21.01
		824.7	22.88	22.03	21.09
	1 RB low	848.3	23.19	22.23	21.30
		836.5	22.86	21.95	21.07
		824.7	23.04	22.08	21.14
	50% RB mid	848.3	23.17	22.11	21.17
		836.5	22.89	21.84	20.87
		824.7	22.93	21.93	20.90
	100% RB	848.3	22.01	20.96	19.88
		836.5	21.80	20.71	19.77
		824.7	21.99	21.01	20.06
3MHz	1 RB high	847.5	23.08	22.13	21.18
		836.5	23.15	22.02	21.05
		825.5	22.89	22.04	21.01
	1 RB low	847.5	23.21	22.20	21.29
		836.5	22.86	22.01	21.02
		825.5	22.99	22.05	21.18
	50% RB mid	847.5	21.95	21.02	20.20
		836.5	21.81	21.04	20.21
		825.5	21.89	21.04	20.11
	100% RB	847.5	21.97	20.89	19.90
		836.5	21.71	20.79	19.79
		825.5	22.06	21.08	20.06
5MHz	1 RB high	846.5	23.00	22.09	21.19
		836.5	23.15	22.02	21.01
		826.5	22.92	21.99	21.07
	1 RB low	846.5	23.20	22.27	21.23
		836.5	22.92	21.97	21.03
		826.5	23.05	22.09	21.12
	50% RB mid	846.5	21.96	21.03	20.13
		836.5	21.90	21.06	20.17
		826.5	21.82	21.04	20.19
	100% RB	846.5	22.01	20.93	19.89
		836.5	21.75	20.76	19.79
		826.5	22.02	21.02	20.13
10MHz	1 RB high	844.0	23.09	22.16	21.19



		836.5	23.23	22.05	21.07
		829.0	22.96	22.06	21.11
	1 RB low	844.0	23.22	22.29	21.33
		836.5	22.95	22.04	21.08
		829.0	23.06	22.11	21.22
	50% RB mid	844.0	22.00	21.07	20.22
		836.5	21.90	21.12	20.25
		829.0	21.92	21.09	20.20
	100% RB	844.0	22.03	20.99	19.96
		836.5	21.80	20.80	19.86
		829.0	22.07	21.10	20.13

Note: Expanded measurement uncertainty is  $U = 0.49\text{dB}$ ,  $k = 1.96$



**LTE band 7**

Bandwidth	RB size/offset	Frequency (MHz)	Power(dBm)		
			QPSK	16QAM	64QAM
5MHz	1 RB high	2567.5	21.83	21.25	20.70
		2535.0	21.82	21.29	20.81
		2502.5	21.83	21.26	20.86
	1 RB low	2567.5	21.53	20.90	20.23
		2535.0	21.76	21.13	20.63
		2502.5	21.57	20.93	20.29
	50% RB mid	2567.5	21.01	19.97	18.99
		2535.0	21.09	20.21	19.21
		2502.5	21.12	20.15	19.19
	100% RB	2567.5	20.97	20.14	19.16
		2535.0	21.16	20.28	19.44
		2502.5	21.20	20.27	19.29
10MHz	1 RB high	2565.0	21.81	21.21	20.69
		2535.0	21.77	21.23	20.82
		2505.0	21.80	21.35	20.85
	1 RB low	2565.0	21.53	20.87	20.24
		2535.0	21.75	21.12	20.55
		2505.0	21.53	20.88	20.26
	50% RB mid	2565.0	21.00	19.97	19.02
		2535.0	21.17	20.16	19.16
		2505.0	21.11	20.20	19.26
	100% RB	2565.0	20.98	20.15	19.20
		2535.0	21.14	20.29	19.46
		2505.0	21.21	20.26	19.35
15MHz	1 RB high	2562.5	21.82	21.22	20.71
		2535.0	21.78	21.30	20.82
		2507.5	21.83	21.32	20.88
	1 RB low	2562.5	21.56	20.88	20.27
		2535.0	21.78	21.14	20.58
		2507.5	21.49	20.94	20.29
	50% RB mid	2562.5	20.94	20.03	19.00
		2535.0	21.10	20.23	19.16
		2507.5	21.11	20.18	19.27
	100% RB	2562.5	20.97	20.11	19.12
		2535.0	21.22	20.29	19.44
		2507.5	21.20	20.25	19.28



20MHz	1 RB high	2560.0	21.85	21.27	20.78
		2535.0	21.83	21.31	20.83
		2510.0	21.87	21.36	20.93
	1 RB low	2560.0	21.59	20.95	20.30
		2535.0	21.79	21.21	20.64
		2510.0	21.58	20.96	20.33
	50% RB mid	2560.0	21.02	20.05	19.03
		2535.0	21.18	20.25	19.26
		2510.0	21.17	20.24	19.29
	100% RB	2560.0	21.00	20.16	19.20
		2535.0	21.22	20.36	19.49
		2510.0	21.23	20.33	19.36

Note: Expanded measurement uncertainty is  $U = 0.49\text{dB}$ ,  $k = 1.96$



LTE band 12

Bandwidth	RB size/offset	Frequency (MHz)	Power(dBm)		
			QPSK	16QAM	64QAM
1.4MHz	1 RB high	715.3	23.10	22.34	21.53
		707.5	23.20	22.14	21.60
		699.7	22.96	22.32	21.72
	1 RB low	715.3	22.99	22.43	21.81
		707.5	23.07	22.43	21.64
		699.7	23.12	22.43	21.76
	50% RB mid	715.3	22.92	22.31	21.57
		707.5	22.91	22.22	21.38
		699.7	23.03	22.36	21.64
	100% RB	715.3	22.30	21.18	19.95
		707.5	22.39	21.20	19.95
		699.7	22.43	21.32	20.17
3MHz	1 RB high	714.5	23.01	22.31	21.55
		707.5	23.15	22.12	21.55
		700.5	22.99	22.32	21.68
	1 RB low	714.5	23.02	22.38	21.79
		707.5	23.10	22.41	21.73
		700.5	23.17	22.47	21.75
	50% RB mid	714.5	22.39	21.20	20.16
		707.5	22.32	21.07	19.85
		700.5	22.40	21.30	20.04
	100% RB	714.5	22.30	21.17	19.98
		707.5	22.39	21.19	19.89
		700.5	22.43	21.27	20.18
5MHz	1 RB high	713.5	23.04	22.28	21.61
		707.5	23.16	22.19	21.55
		701.5	23.01	22.31	21.67
	1 RB low	713.5	22.97	22.43	21.78
		707.5	23.12	22.39	21.72
		701.5	23.11	22.49	21.73
	50% RB mid	713.5	22.42	21.20	20.14
		707.5	22.35	21.09	19.87
		701.5	22.37	21.24	20.11
	100% RB	713.5	22.35	21.23	19.93
		707.5	22.33	21.18	19.93
		701.5	22.42	21.28	20.17
10MHz	1 RB high	711.0	23.10	22.38	21.62





		707.5	23.21	22.22	21.61
		704.0	23.05	22.37	21.74
	1 RB low	711.0	23.06	22.47	21.81
		707.5	23.15	22.47	21.74
		704.0	23.20	22.52	21.76
	50% RB mid	711.0	22.43	21.23	20.20
		707.5	22.35	21.12	19.92
		704.0	22.41	21.33	20.14
	100% RB	711.0	22.36	21.25	20.02
		707.5	22.40	21.21	19.97
		704.0	22.49	21.32	20.25

Note: Expanded measurement uncertainty is  $U = 0.49\text{dB}$ ,  $k = 1.96$

**LTE band 17**

Bandwidth	RB size/offset	Frequency (MHz)	Power(dBm)		
			QPSK	16QAM	64QAM
5MHz	1 RB high	713.5	23.08	22.21	21.51
		710.0	23.11	22.13	21.45
		706.5	23.05	22.33	21.61
	1 RB low	713.5	22.94	22.41	21.72
		710.0	23.01	22.33	21.70
		706.5	23.06	22.41	21.56
	50% RB mid	713.5	22.40	21.22	20.11
		710.0	22.32	21.08	19.89
		706.5	22.32	21.21	20.10
	100% RB	713.5	22.32	21.22	19.96
		710.0	22.37	21.13	19.96
		706.5	22.36	21.26	20.12
10MHz	1 RB high	711.0	23.12	22.32	21.64
		710.0	23.27	22.29	21.68
		709.0	23.08	22.31	21.72
	1 RB low	711.0	23.07	22.41	21.83
		710.0	23.16	22.42	21.72
		709.0	23.24	22.45	21.63
	50% RB mid	711.0	22.45	21.26	20.28
		710.0	22.36	21.13	19.95
		709.0	22.45	21.36	20.18
	100% RB	711.0	22.37	21.21	20.08
		710.0	22.42	21.27	19.99
		709.0	22.41	21.35	20.20

Note: Expanded measurement uncertainty is U = 0.49dB, k = 1.96



LTE band 66

Bandwidth	RB size/offset	Frequency (MHz)	Power(dBm)		
			QPSK	16QAM	64QAM
1.4MHz	1 RB high	1779.3	22.95	21.99	20.95
		1745.0	22.87	21.79	20.80
		1710.7	23.26	22.20	21.06
	1 RB low	1779.3	22.96	21.83	20.66
		1745.0	22.96	21.61	20.45
		1710.7	23.20	21.97	20.81
	50% RB mid	1779.3	22.99	21.88	20.87
		1745.0	22.88	21.87	20.94
		1710.7	23.04	22.02	20.93
	100% RB	1779.3	22.00	21.15	20.36
		1745.0	21.96	21.20	20.40
		1710.7	21.98	21.15	20.23
3MHz	1 RB high	1778.5	23.02	21.97	20.97
		1745.0	22.80	21.79	20.81
		1711.5	23.25	22.18	21.11
	1 RB low	1778.5	23.02	21.88	20.69
		1745.0	22.92	21.62	20.37
		1711.5	23.12	22.01	20.81
	50% RB mid	1778.5	21.87	20.97	19.81
		1745.0	21.90	20.84	19.76
		1711.5	22.02	20.94	19.90
	100% RB	1778.5	22.07	21.17	20.36
		1745.0	22.03	21.16	20.33
		1711.5	22.00	21.16	20.23
5MHz	1 RB high	1777.5	23.01	21.98	20.91
		1745.0	22.84	21.82	20.83
		1712.5	23.23	22.18	21.09
	1 RB low	1777.5	22.99	21.81	20.64
		1745.0	22.92	21.61	20.38
		1712.5	23.17	22.00	20.77
	50% RB mid	1777.5	21.87	20.89	19.85
		1745.0	21.94	20.81	19.75
		1712.5	21.99	20.88	19.93
	100% RB	1777.5	21.99	21.20	20.38
		1745.0	22.02	21.17	20.40
		1712.5	21.99	21.13	20.16
10MHz	1 RB high	1775.0	22.96	22.02	20.89



	1 RB low	1745.0	22.83	21.82	20.76	
		1715.0	23.23	22.16	21.09	
		1775.0	23.02	21.88	20.68	
	50% RB mid	1745.0	22.96	21.64	20.39	
		1715.0	23.19	22.00	20.75	
		1775.0	21.96	20.87	19.78	
	100% RB	1745.0	21.87	20.84	19.71	
		1715.0	22.00	20.90	19.90	
		1775.0	22.04	21.18	20.34	
	15MHz	1 RB high	1775.0	21.97	21.20	20.38
			1745.0	21.97	21.20	20.38
			1715.0	21.99	21.07	20.15
1 RB low		1772.5	22.97	21.98	20.95	
		1745.0	22.81	21.77	20.81	
		1717.5	23.25	22.21	21.10	
50% RB mid		1772.5	22.98	21.81	20.64	
		1745.0	22.97	21.64	20.35	
		1717.5	23.13	21.94	20.75	
100% RB		1772.5	21.88	20.92	19.82	
		1745.0	21.95	20.85	19.70	
		1717.5	21.96	20.88	19.92	
20MHz	1 RB high	1772.5	22.03	21.13	20.32	
		1745.0	22.00	21.18	20.32	
		1717.5	21.98	21.08	20.20	
	1 RB low	1770.0	23.03	22.03	20.98	
		1745.0	22.89	21.83	20.83	
		1720.0	23.27	22.24	21.15	
	50% RB mid	1770.0	23.05	21.89	20.69	
		1745.0	22.98	21.71	20.45	
		1720.0	23.21	22.04	20.82	
	100% RB	1770.0	21.96	20.97	19.88	
		1745.0	21.95	20.88	19.78	
		1720.0	22.06	20.98	19.94	
	1 RB high	1770.0	22.07	21.22	20.41	
		1745.0	22.05	21.21	20.41	
		1720.0	22.05	21.16	20.24	

Note: Expanded measurement uncertainty is  $U = 0.49\text{dB}$ ,  $k = 1.96$



**Spot check of Variant TA-1339**

**LTE band 5**

Bandwidth	RB size/offset	Frequency (MHz)	Power(dBm)		
			QPSK	16QAM	64QAM
5MHz	1 RB high	846.5	23.01	22.04	21.16
		836.5	23.11	21.96	20.96
		826.5	22.87	21.91	21.03
	1 RB low	846.5	23.15	22.24	21.16
		836.5	22.85	21.92	21.01
		826.5	23.01	22.03	21.05

Note: Expanded measurement uncertainty is  $U = 0.49\text{dB}$ ,  $k = 1.96$

### A.1.3 Radiated

#### A.1.3.1 Description

This is the test for the maximum radiated power from the EUT.

Rule Part 24.232(b) specifies, "Mobile/portable stations are limited to 2 watts e.i.r.p. Peak power" and 24.232(c) specifies that "Peak transmit power must be measured over any interval of continuous transmission using instrumentation calibrated in terms of an rms-equivalent voltage."

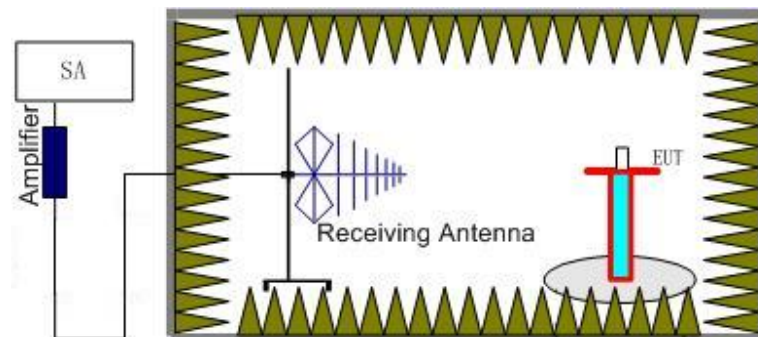
Rule Part 27.50(d) specifies "Fixed, mobile, and portable (handheld) stations operating in the 1710–1755 MHz band are limited to 1 watt EIRP".

Rule Part 27.50(h)(2) specifies "Mobile stations are limited to 2.0 watts EIRP".

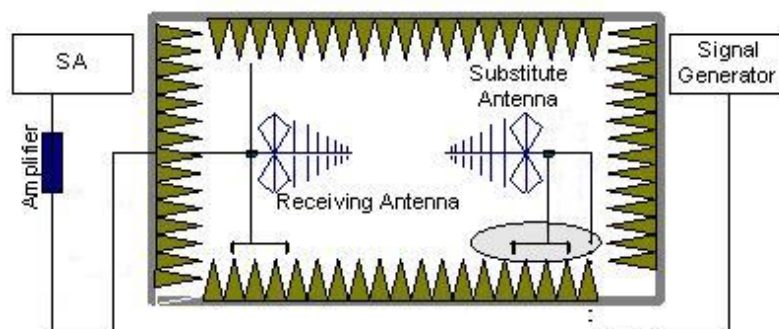
Rule Part 27.50(c) specifies "Portable stations (hand-held de-vices) are limited to 3 watts ERP".

#### A.1.3.2 Method of Measurement

1. For radiated emissions measurements performed at frequencies less than or equal to 1 GHz, EUT was placed on a 80 cm high non-conductive stand at a 3 meter test distance from the receive antenna. For radiated measurements performed at frequencies above 1 GHz, EUT was placed on a 1.5 meter high non-conductive stand at a 3 meter test distance from the receive antenna. Receiving antenna was placed on the antenna mast 3 meters from the EUT. For emission measurements. The receiving antenna shall be varied from 1 m to 4 m in height above the reference ground in a search for the relative positioning that produces the maximum radiated signal level. The test setup refers to figure below. Detected emissions were maximized at each frequency by rotating the EUT through 360° and adjusting the receiving antenna polarization. The radiated emission measurements of all transmit frequencies in three channels (High, Middle, Low) were measured with peak detector.



2. The EUT is then put into continuously transmitting mode at its maximum power level during the test. And the maximum value of the receiver should be recorded as (Pr).
3. The EUT shall be replaced by a substitution antenna. The test setup refers to figure below.



In the chamber, a substitution antenna for the frequency band of interest is placed at the reference point of the chamber. An RF signal source for the frequency band of interest is connected to the substitution antenna with a cable that has been constructed to not interfere with the radiation pattern of the antenna. A power ( $P_{Mea}$ ) is applied to the input of the substitution antenna and adjusts the level of the signal generator output until the value of the receiver reaches the previously recorded ( $P_r$ ). The power of signal source ( $P_{Mea}$ ) is recorded. The test should be performed by rotating the test item and adjusting the receiving antenna polarization.

4. An amplifier should be connected to the Signal Source output port. And the cable should be connected between the amplifier and the substitution antenna.

The cable loss ( $P_{cl}$ ), the substitution Antenna Gain(dBi) ( $G_a$ ) and the amplifier Gain ( $P_{Ag}$ ) should be recorded after test.

The measurement results are obtained as described below:

$$\text{Power (EIRP)} = P_{Mea} - P_{Ag} - P_{cl} + G_a$$

5. This value is EIRP since the measurement is calibrated using an antenna of known gain (unit dBi) and known input power.
6. ERP can be calculated from EIRP by subtracting the gain of the dipole,  $ERP = EIRP - 2.15dB$ .

**A.1.3.3 Measurement result**

**LTE Band 2- EIRP Part 24. 232(b)**

Limits: ≤33dBm (2W)

**LTE Band 2\_1.4MHz\_QPSK**

Frequency(MHz)	P <sub>Mea</sub> (dBm)	P <sub>cl</sub> (dB)+ P <sub>Ag</sub> (dB)	Ga Antenna Gain(dBi)	EIRP(dBm)	Limit(dBm)	Polarization
1850.70	-16.28	-29.30	8.10	21.12	33.00	H
<b>1880.00</b>	<b>-16.30</b>	<b>-29.40</b>	<b>8.10</b>	<b>21.20</b>	<b>33.00</b>	<b>H</b>
1909.30	-17.20	-29.30	8.10	20.20	33.00	H

**LTE Band 2\_3MHz\_QPSK**

Frequency(MHz)	P <sub>Mea</sub> (dBm)	P <sub>cl</sub> (dB)+ P <sub>Ag</sub> (dB)	Ga Antenna Gain(dBi)	EIRP(dBm)	Limit(dBm)	Polarization
1851.50	-17.33	-29.30	8.10	20.07	33.00	H
1880.00	-17.31	-29.40	8.10	20.19	33.00	H
1908.50	-17.95	-29.30	8.10	19.45	33.00	H

**LTE Band 2\_5MHz\_QPSK**

Frequency(MHz)	P <sub>Mea</sub> (dBm)	P <sub>cl</sub> (dB)+ P <sub>Ag</sub> (dB)	Ga Antenna Gain(dBi)	EIRP(dBm)	Limit(dBm)	Polarization
1852.50	-17.42	-29.30	8.10	19.98	33.00	H
1880.00	-17.33	-29.40	8.10	20.17	33.00	H
1907.50	-17.72	-29.30	8.10	19.68	33.00	H

**LTE Band 2\_10MHz\_QPSK**

Frequency(MHz)	P <sub>Mea</sub> (dBm)	P <sub>cl</sub> (dB)+ P <sub>Ag</sub> (dB)	Ga Antenna Gain(dBi)	EIRP(dBm)	Limit(dBm)	Polarization
1855.00	-17.67	-29.30	8.10	19.74	33.00	H
1880.00	-17.73	-29.40	8.10	19.77	33.00	H
1905.00	-18.21	-29.30	8.10	19.19	33.00	H

**LTE Band 2\_15MHz\_QPSK**

Frequency(MHz)	P <sub>Mea</sub> (dBm)	P <sub>cl</sub> (dB)+ P <sub>Ag</sub> (dB)	Ga Antenna Gain(dBi)	EIRP(dBm)	Limit(dBm)	Polarization
1857.50	-18.65	-29.30	8.10	18.75	33.00	H
1880.00	-18.78	-29.40	8.10	18.72	33.00	H
1902.50	-17.61	-29.30	8.10	19.79	33.00	H

**LTE Band 2\_20 MHz\_QPSK**

Frequency(MHz)	P <sub>Mea</sub> (dBm)	P <sub>cl</sub> (dB)+ P <sub>Ag</sub> (dB)	Ga Antenna Gain(dBi)	EIRP(dBm)	Limit(dBm)	Polarization
1860.00	-17.60	-29.30	8.10	19.80	33.00	H
1880.00	-17.36	-29.40	8.10	20.14	33.00	H
1900.00	-17.56	-29.30	8.10	19.84	33.00	H



**LTE Band 2\_1.4MHz\_16QAM**

Frequency(MHz)	P <sub>Mea</sub> (dBm)	P <sub>ci</sub> (dB)+ P <sub>Ag</sub> (dB)	Ga Antenna Gain(dBi)	EIRP(dBm)	Limit(dBm)	Polarization
1850.70	-16.81	-29.30	8.10	20.59	33.00	H
1880.00	-16.95	-29.40	8.10	20.55	33.00	H
1909.30	-17.73	-29.30	8.10	19.67	33.00	H

**LTE Band 2\_3MHz\_16QAM**

Frequency(MHz)	P <sub>Mea</sub> (dBm)	P <sub>ci</sub> (dB)+ P <sub>Ag</sub> (dB)	Ga Antenna Gain(dBi)	EIRP(dBm)	Limit(dBm)	Polarization
1851.50	-17.86	-29.30	8.10	19.54	33.00	H
1880.00	-18.16	-29.40	8.10	19.34	33.00	H
1908.50	-18.80	-29.30	8.10	18.60	33.00	H

**LTE Band 2\_5MHz\_16QAM**

Frequency(MHz)	P <sub>Mea</sub> (dBm)	P <sub>ci</sub> (dB)+ P <sub>Ag</sub> (dB)	Ga Antenna Gain(dBi)	EIRP(dBm)	Limit(dBm)	Polarization
1852.50	-17.97	-29.30	8.10	19.43	33.00	H
1880.00	-17.98	-29.40	8.10	19.52	33.00	H
1907.50	-18.27	-29.30	8.10	19.13	33.00	H

**LTE Band 2\_10MHz\_16QAM**

Frequency(MHz)	P <sub>Mea</sub> (dBm)	P <sub>ci</sub> (dB)+ P <sub>Ag</sub> (dB)	Ga Antenna Gain(dBi)	EIRP(dBm)	Limit(dBm)	Polarization
1855.00	-18.42	-29.30	8.10	18.99	33.00	H
1880.00	-18.38	-29.40	8.10	19.12	33.00	H
1905.00	-18.66	-29.30	8.10	18.74	33.00	H

**LTE Band 2\_15MHz\_16QAM**

Frequency(MHz)	P <sub>Mea</sub> (dBm)	P <sub>ci</sub> (dB)+ P <sub>Ag</sub> (dB)	Ga Antenna Gain(dBi)	EIRP(dBm)	Limit(dBm)	Polarization
1857.50	-19.10	-29.30	8.10	18.30	33.00	H
1880.00	-19.43	-29.40	8.10	18.07	33.00	H
1902.50	-18.86	-29.30	8.10	18.54	33.00	H

**LTE Band 2\_20 MHz\_16QAM**

Frequency(MHz)	P <sub>Mea</sub> (dBm)	P <sub>ci</sub> (dB)+ P <sub>Ag</sub> (dB)	Ga Antenna Gain(dBi)	EIRP(dBm)	Limit(dBm)	Polarization
1860.00	-18.05	-29.30	8.10	19.35	33.00	H
1880.00	-18.01	-29.40	8.10	19.49	33.00	H
1900.00	-18.11	-29.30	8.10	19.29	33.00	H



**LTE Band 2\_1.4MHz\_64QAM**

Frequency(MHz)	P <sub>Mea</sub> (dBm)	P <sub>cl</sub> (dB)+ P <sub>Ag</sub> (dB)	Ga Antenna Gain(dBi)	EIRP(dBm)	Limit(dBm)	Polarization
1850.70	-17.05	-29.30	8.10	20.35	33.00	H
1880.00	-17.09	-29.40	8.10	20.41	33.00	H
1909.30	-18.04	-29.30	8.10	19.36	33.00	H

**LTE Band 2\_3MHz\_64QAM**

Frequency(MHz)	P <sub>Mea</sub> (dBm)	P <sub>cl</sub> (dB)+ P <sub>Ag</sub> (dB)	Ga Antenna Gain(dBi)	EIRP(dBm)	Limit(dBm)	Polarization
1851.50	-18.10	-29.30	8.10	19.30	33.00	H
1880.00	-18.13	-29.40	8.10	19.37	33.00	H
1908.50	-18.67	-29.30	8.10	18.73	33.00	H

**LTE Band 2\_5MHz\_64QAM**

Frequency(MHz)	P <sub>Mea</sub> (dBm)	P <sub>cl</sub> (dB)+ P <sub>Ag</sub> (dB)	Ga Antenna Gain(dBi)	EIRP(dBm)	Limit(dBm)	Polarization
1852.50	-18.19	-29.30	8.10	19.21	33.00	H
1880.00	-18.10	-29.40	8.10	19.40	33.00	H
1907.50	-18.54	-29.30	8.10	18.86	33.00	H

**LTE Band 2\_10MHz\_64QAM**

Frequency(MHz)	P <sub>Mea</sub> (dBm)	P <sub>cl</sub> (dB)+ P <sub>Ag</sub> (dB)	Ga Antenna Gain(dBi)	EIRP(dBm)	Limit(dBm)	Polarization
1855.00	-18.40	-29.30	8.10	19.01	33.00	H
1880.00	-18.54	-29.40	8.10	18.96	33.00	H
1905.00	-18.98	-29.30	8.10	18.42	33.00	H

**LTE Band 2\_15MHz\_64QAM**

Frequency(MHz)	P <sub>Mea</sub> (dBm)	P <sub>cl</sub> (dB)+ P <sub>Ag</sub> (dB)	Ga Antenna Gain(dBi)	EIRP(dBm)	Limit(dBm)	Polarization
1857.50	-19.43	-29.30	8.10	17.97	33.00	H
1880.00	-19.55	-29.40	8.10	17.95	33.00	H
1902.50	-18.41	-29.30	8.10	18.99	33.00	H

**LTE Band 2\_20 MHz\_64QAM**

Frequency(MHz)	P <sub>Mea</sub> (dBm)	P <sub>cl</sub> (dB)+ P <sub>Ag</sub> (dB)	Ga Antenna Gain(dBi)	EIRP(dBm)	Limit(dBm)	Polarization
1860.00	-18.07	-29.30	8.10	19.33	33.00	H
1880.00	-18.10	-29.40	8.10	19.40	33.00	H
1900.00	-18.13	-29.30	8.10	19.27	33.00	H

Peak EIRP (dBm)=P<sub>Mea</sub>(-16.30dBm)-(P<sub>cl</sub>+P<sub>Ag</sub>)(-29.40dB)+G<sub>a</sub>(8.10dB) =21.20dBm



**LTE Band 4- EIRP Part 27.50(d)**

**Limits:** ≤30dBm (1W)

**LTE Band 4\_1.4MHz\_QPSK**

Frequency(MHz)	P <sub>Mea</sub> (dBm)	P <sub>cl</sub> (dB)+ P <sub>Ag</sub> (dB)	Ga Antenna Gain(dBi)	EIRP(dBm)	Limit(dBm)	Polarization
1710.70	-17.19	-29.60	8.10	20.51	30.00	H
<b>1732.50</b>	<b>-17.11</b>	<b>-29.60</b>	<b>8.10</b>	<b>20.59</b>	<b>30.00</b>	<b>H</b>
1754.30	-18.01	-29.50	8.10	19.59	30.00	H

**LTE Band 4\_3MHz\_QPSK**

Frequency(MHz)	P <sub>Mea</sub> (dBm)	P <sub>cl</sub> (dB)+ P <sub>Ag</sub> (dB)	Ga Antenna Gain(dBi)	EIRP(dBm)	Limit(dBm)	Polarization
1711.50	-17.62	-29.60	8.10	20.08	30.00	H
1732.50	-17.50	-29.60	8.10	20.20	30.00	H
1753.50	-18.14	-29.50	8.10	19.46	30.00	H

**LTE Band 4\_5MHz\_QPSK**

Frequency(MHz)	P <sub>Mea</sub> (dBm)	P <sub>cl</sub> (dB)+ P <sub>Ag</sub> (dB)	Ga Antenna Gain(dBi)	EIRP(dBm)	Limit(dBm)	Polarization
1712.50	-17.71	-29.60	8.10	19.99	30.00	H
1732.50	-17.52	-29.60	8.10	20.18	30.00	H
1752.50	-17.91	-29.50	8.10	19.69	30.00	H

**LTE Band 4\_10MHz\_QPSK**

Frequency(MHz)	P <sub>Mea</sub> (dBm)	P <sub>cl</sub> (dB)+ P <sub>Ag</sub> (dB)	Ga Antenna Gain(dBi)	EIRP(dBm)	Limit(dBm)	Polarization
1715.00	-17.96	-29.60	8.10	19.75	30.00	H
1732.50	-17.92	-29.60	8.10	19.78	30.00	H
1750.00	-18.40	-29.50	8.10	19.20	30.00	H

**LTE Band 4\_15MHz\_QPSK**

Frequency(MHz)	P <sub>Mea</sub> (dBm)	P <sub>cl</sub> (dB)+ P <sub>Ag</sub> (dB)	Ga Antenna Gain(dBi)	EIRP(dBm)	Limit(dBm)	Polarization
1717.50	-18.94	-29.60	8.10	18.76	30.00	H
1732.50	-18.97	-29.60	8.10	18.73	30.00	H
1747.50	-17.80	-29.50	8.10	19.80	30.00	H

**LTE Band 4\_20MHz\_QPSK**

Frequency(MHz)	P <sub>Mea</sub> (dBm)	P <sub>cl</sub> (dB)+ P <sub>Ag</sub> (dB)	Ga Antenna Gain(dBi)	EIRP(dBm)	Limit(dBm)	Polarization
1720.00	-17.89	-29.60	8.10	19.81	30.00	H
1732.50	-17.55	-29.60	8.10	20.15	30.00	H
1745.00	-17.75	-29.50	8.10	19.85	30.00	H

**LTE Band 4\_1.4MHz\_16QAM**

Frequency(MHz)	P <sub>Mea</sub> (dBm)	P <sub>cl</sub> (dB)+ P <sub>Ag</sub> (dB)	Ga Antenna Gain(dBi)	EIRP(dBm)	Limit(dBm)	Polarization
1710.70	-17.58	-29.60	8.10	20.12	30.00	H
1732.50	-17.46	-29.60	8.10	20.24	30.00	H
1754.30	-18.26	-29.50	8.10	19.34	30.00	H

**LTE Band 4\_3MHz\_16QAM**

Frequency(MHz)	P <sub>Mea</sub> (dBm)	P <sub>cl</sub> (dB)+ P <sub>Ag</sub> (dB)	Ga Antenna Gain(dBi)	EIRP(dBm)	Limit(dBm)	Polarization
1711.50	-18.07	-29.60	8.10	19.63	30.00	H
1732.50	-17.85	-29.60	8.10	19.85	30.00	H
1753.50	-18.46	-29.50	8.10	19.14	30.00	H

**LTE Band 4\_5MHz\_16QAM**

Frequency(MHz)	P <sub>Mea</sub> (dBm)	P <sub>cl</sub> (dB)+ P <sub>Ag</sub> (dB)	Ga Antenna Gain(dBi)	EIRP(dBm)	Limit(dBm)	Polarization
1712.50	-18.03	-29.60	8.10	19.67	30.00	H
1732.50	-17.92	-29.60	8.10	19.78	30.00	H
1752.50	-18.34	-29.50	8.10	19.26	30.00	H

**LTE Band 4\_10MHz\_16QAM**

Frequency(MHz)	P <sub>Mea</sub> (dBm)	P <sub>cl</sub> (dB)+ P <sub>Ag</sub> (dB)	Ga Antenna Gain(dBi)	EIRP(dBm)	Limit(dBm)	Polarization
1715.00	-18.41	-29.60	8.10	19.30	30.00	H
1732.50	-18.20	-29.60	8.10	19.50	30.00	H
1750.00	-18.75	-29.50	8.10	18.85	30.00	H

**LTE Band 4\_15MHz\_16QAM**

Frequency(MHz)	P <sub>Mea</sub> (dBm)	P <sub>cl</sub> (dB)+ P <sub>Ag</sub> (dB)	Ga Antenna Gain(dBi)	EIRP(dBm)	Limit(dBm)	Polarization
1717.50	-19.35	-29.60	8.10	18.35	30.00	H
1732.50	-19.26	-29.60	8.10	18.44	30.00	H
1747.50	-18.15	-29.50	8.10	19.45	30.00	H

**LTE Band 4\_20MHz\_16QAM**

Frequency(MHz)	P <sub>Mea</sub> (dBm)	P <sub>cl</sub> (dB)+ P <sub>Ag</sub> (dB)	Ga Antenna Gain(dBi)	EIRP(dBm)	Limit(dBm)	Polarization
1720.00	-18.34	-29.60	8.10	19.36	30.00	H
1732.50	-18.00	-29.60	8.10	19.70	30.00	H
1745.00	-17.80	-29.50	8.10	19.80	30.00	H



**LTE Band 4\_1.4MHz\_64QAM**

Frequency(MHz)	P <sub>Mea</sub> (dBm)	P <sub>cl</sub> (dB)+ P <sub>Ag</sub> (dB)	Ga Antenna Gain(dBi)	EIRP(dBm)	Limit(dBm)	Polarization
1710.70	-17.89	-29.60	8.10	19.81	30.00	H
1732.50	-17.79	-29.60	8.10	19.91	30.00	H
1754.30	-18.74	-29.50	8.10	18.86	30.00	H

**LTE Band 4\_3MHz\_64QAM**

Frequency(MHz)	P <sub>Mea</sub> (dBm)	P <sub>cl</sub> (dB)+ P <sub>Ag</sub> (dB)	Ga Antenna Gain(dBi)	EIRP(dBm)	Limit(dBm)	Polarization
1711.50	-18.33	-29.60	8.10	19.37	30.00	H
1732.50	-18.18	-29.60	8.10	19.52	30.00	H
1753.50	-18.85	-29.50	8.10	18.75	30.00	H

**LTE Band 4\_5MHz\_64QAM**

Frequency(MHz)	P <sub>Mea</sub> (dBm)	P <sub>cl</sub> (dB)+ P <sub>Ag</sub> (dB)	Ga Antenna Gain(dBi)	EIRP(dBm)	Limit(dBm)	Polarization
1712.50	-18.39	-29.60	8.10	19.31	30.00	H
1732.50	-18.23	-29.60	8.10	19.47	30.00	H
1752.50	-18.62	-29.50	8.10	18.98	30.00	H

**LTE Band 4\_10MHz\_64QAM**

Frequency(MHz)	P <sub>Mea</sub> (dBm)	P <sub>cl</sub> (dB)+ P <sub>Ag</sub> (dB)	Ga Antenna Gain(dBi)	EIRP(dBm)	Limit(dBm)	Polarization
1715.00	-18.64	-29.60	8.10	19.07	30.00	H
1732.50	-18.56	-29.60	8.10	19.14	30.00	H
1750.00	-19.08	-29.50	8.10	18.52	30.00	H

**LTE Band 4\_15MHz\_64QAM**

Frequency(MHz)	P <sub>Mea</sub> (dBm)	P <sub>cl</sub> (dB)+ P <sub>Ag</sub> (dB)	Ga Antenna Gain(dBi)	EIRP(dBm)	Limit(dBm)	Polarization
1717.50	-19.62	-29.60	8.10	18.08	30.00	H
1732.50	-19.64	-29.60	8.10	18.06	30.00	H
1747.50	-18.48	-29.50	8.10	19.12	30.00	H

**LTE Band 4\_20MHz\_64QAM**

Frequency(MHz)	P <sub>Mea</sub> (dBm)	P <sub>cl</sub> (dB)+ P <sub>Ag</sub> (dB)	Ga Antenna Gain(dBi)	EIRP(dBm)	Limit(dBm)	Polarization
1720.00	-18.67	-29.60	8.10	19.03	30.00	H
1732.50	-18.23	-29.60	8.10	19.47	30.00	H
1745.00	-18.33	-29.50	8.10	19.27	30.00	H

Peak EIRP (dBm)=P<sub>Mea</sub>(-17.11dBm)-(P<sub>cl</sub>+P<sub>Ag</sub>)(-29.60dB)+G<sub>a</sub>(8.10dB) =20.59dBm



**LTE Band 5- ERP Part 22.913(a)**

**Limits:** ≤38.45dBm (7W)

**LTE Band 5\_1.4MHz\_QPSK**

Frequency(MHz)	P <sub>Mea</sub> (dBm)	P <sub>ci</sub> (dB)+ P <sub>Ag</sub> (dB)	Ga Antenna Gain(dBi)	Correction (dB)	ERP(dBm)	Limit(dBm)	Polarization
824.70	-11.08	-33.60	-0.79	2.15	19.57	38.45	H
<b>836.50</b>	<b>-9.77</b>	<b>-33.50</b>	<b>-0.74</b>	<b>2.15</b>	<b>20.84</b>	<b>38.45</b>	<b>H</b>
848.30	-10.15	-33.50	-0.73	2.15	20.47	38.45	H

**LTE Band 5\_3MHz\_QPSK**

Frequency(MHz)	P <sub>Mea</sub> (dBm)	P <sub>ci</sub> (dB)+ P <sub>Ag</sub> (dB)	Ga Antenna Gain(dBi)	Correction (dB)	ERP(dBm)	Limit(dBm)	Polarization
825.50	-10.88	-33.60	-0.84	2.15	19.73	38.45	H
836.50	-10.59	-33.50	-0.74	2.15	20.02	38.45	H
847.50	-10.25	-33.50	-0.73	2.15	20.37	38.45	H

**LTE Band 5\_5MHz\_QPSK**

Frequency(MHz)	P <sub>Mea</sub> (dBm)	P <sub>ci</sub> (dB)+ P <sub>Ag</sub> (dB)	Ga Antenna Gain(dBi)	Correction (dB)	ERP(dBm)	Limit(dBm)	Polarization
826.50	-10.99	-33.60	-0.84	2.15	19.62	38.45	H
836.50	-10.77	-33.50	-0.74	2.15	19.84	38.45	H
846.50	-10.42	-33.50	-0.73	2.15	20.20	38.45	H

**LTE Band 5\_10MHz\_QPSK**

Frequency(MHz)	P <sub>Mea</sub> (dBm)	P <sub>ci</sub> (dB)+ P <sub>Ag</sub> (dB)	Ga Antenna Gain(dBi)	Correction (dB)	ERP(dBm)	Limit(dBm)	Polarization
829.00	-11.27	-33.60	-0.84	2.15	19.34	38.45	H
836.50	-11.25	-33.50	-0.74	2.15	19.36	38.45	H
844.00	-10.96	-33.50	-0.78	2.15	19.61	38.45	H



**LTE Band 5\_1.4MHz\_16QAM**

Frequency(MHz)	P <sub>Mea</sub> (dBm)	P <sub>ci</sub> (dB)+ P <sub>Ag</sub> (dB)	Ga Antenna Gain(dBi)	Correction (dB)	ERP(dBm)	Limit(dBm)	Polarization
824.70	-11.53	-33.60	-0.79	2.15	19.12	38.45	H
836.50	-10.14	-33.50	-0.74	2.15	20.47	38.45	H
848.30	-10.53	-33.50	-0.73	2.15	20.09	38.45	H

**LTE Band 5\_3MHz\_16QAM**

Frequency(MHz)	P <sub>Mea</sub> (dBm)	P <sub>ci</sub> (dB)+ P <sub>Ag</sub> (dB)	Ga Antenna Gain(dBi)	Correction (dB)	ERP(dBm)	Limit(dBm)	Polarization
825.50	-11.25	-33.60	-0.84	2.15	19.36	38.45	H
836.50	-11.06	-33.50	-0.74	2.15	19.55	38.45	H
847.50	-10.67	-33.50	-0.73	2.15	19.95	38.45	H

**LTE Band 5\_5MHz\_16QAM**

Frequency(MHz)	P <sub>Mea</sub> (dBm)	P <sub>ci</sub> (dB)+ P <sub>Ag</sub> (dB)	Ga Antenna Gain(dBi)	Correction (dB)	ERP(dBm)	Limit(dBm)	Polarization
826.50	-11.36	-33.60	-0.84	2.15	19.25	38.45	H
836.50	-11.17	-33.50	-0.74	2.15	19.44	38.45	H
846.50	-10.81	-33.50	-0.73	2.15	19.81	38.45	H

**LTE Band 5\_10MHz\_16QAM**

Frequency(MHz)	P <sub>Mea</sub> (dBm)	P <sub>ci</sub> (dB)+ P <sub>Ag</sub> (dB)	Ga Antenna Gain(dBi)	Correction (dB)	ERP(dBm)	Limit(dBm)	Polarization
829.00	-11.69	-33.60	-0.84	2.15	18.92	38.45	H
836.50	-11.62	-33.50	-0.74	2.15	18.99	38.45	H
844.00	-11.36	-33.50	-0.78	2.15	19.21	38.45	H



**LTE Band 5\_1.4MHz\_64QAM**

Frequency(MHz)	P <sub>Mea</sub> (dBm)	P <sub>ci</sub> (dB)+ P <sub>Ag</sub> (dB)	Ga Antenna Gain(dBi)	Correction (dB)	ERP(dBm)	Limit(dBm)	Polarization
824.70	-11.92	-33.60	-0.79	2.15	18.73	38.45	H
836.50	-10.56	-33.50	-0.74	2.15	20.05	38.45	H
848.30	-10.92	-33.50	-0.73	2.15	19.70	38.45	H

**LTE Band 5\_3MHz\_64QAM**

Frequency(MHz)	P <sub>Mea</sub> (dBm)	P <sub>ci</sub> (dB)+ P <sub>Ag</sub> (dB)	Ga Antenna Gain(dBi)	Correction (dB)	ERP(dBm)	Limit(dBm)	Polarization
825.50	-11.64	-33.60	-0.84	2.15	18.97	38.45	H
836.50	-11.54	-33.50	-0.74	2.15	19.07	38.45	H
847.50	-11.09	-33.50	-0.73	2.15	19.53	38.45	H

**LTE Band 5\_5MHz\_64QAM**

Frequency(MHz)	P <sub>Mea</sub> (dBm)	P <sub>ci</sub> (dB)+ P <sub>Ag</sub> (dB)	Ga Antenna Gain(dBi)	Correction (dB)	ERP(dBm)	Limit(dBm)	Polarization
826.50	-11.80	-33.60	-0.84	2.15	18.81	38.45	H
836.50	-11.52	-33.50	-0.74	2.15	19.09	38.45	H
846.50	-11.20	-33.50	-0.73	2.15	19.42	38.45	H

**LTE Band 5\_10MHz\_64QAM**

Frequency(MHz)	P <sub>Mea</sub> (dBm)	P <sub>ci</sub> (dB)+ P <sub>Ag</sub> (dB)	Ga Antenna Gain(dBi)	Correction (dB)	ERP(dBm)	Limit(dBm)	Polarization
829.00	-12.08	-33.60	-0.84	2.15	18.53	38.45	H
836.50	-11.95	-33.50	-0.74	2.15	18.66	38.45	H
844.00	-11.68	-33.50	-0.78	2.15	18.89	38.45	H

Peak ERP (dBm)=P<sub>Mea</sub>(-9.77dBm)-(P<sub>ci</sub>+P<sub>Ag</sub>)(-33.50dB)+G<sub>a</sub>(-0.74dB) -2.15dB =20.84dBm



**LTE Band 7- EIRP Part 27.50(h)(2)****Limits:** ≤33 dBm (2W)**LTE Band 7\_5MHz\_QPSK**

Frequency(MHz)	P <sub>Mea</sub> (dBm)	P <sub>ci</sub> (dB)+ P <sub>Ag</sub> (dB)	G <sub>a</sub> Antenna Gain(dBi)	EIRP(dBm)	Limit(dBm)	Polarization
2502.50	-19.52	-28.70	10.70	19.88	33.00	H
2535.00	-19.32	-28.60	10.70	19.98	33.00	H
<b>2567.50</b>	<b>-19.08</b>	<b>-28.60</b>	<b>10.70</b>	<b>20.22</b>	<b>33.00</b>	<b>H</b>

**LTE Band 7\_10MHz\_QPSK**

Frequency(MHz)	P <sub>Mea</sub> (dBm)	P <sub>ci</sub> (dB)+ P <sub>Ag</sub> (dB)	G <sub>a</sub> Antenna Gain(dBi)	EIRP(dBm)	Limit(dBm)	Polarization
2505.00	-20.81	-28.70	10.70	18.59	33.00	H
2535.00	-19.80	-28.60	10.70	19.50	33.00	H
2565.00	-19.46	-28.60	10.70	19.84	33.00	H

**LTE Band 7\_15MHz\_QPSK**

Frequency(MHz)	P <sub>Mea</sub> (dBm)	P <sub>ci</sub> (dB)+ P <sub>Ag</sub> (dB)	G <sub>a</sub> Antenna Gain(dB)	EIRP(dBm)	Limit(dBm)	Polarization
2507.50	-19.40	-28.70	10.70	20.00	33.00	H
2535.00	-19.58	-28.60	10.70	19.72	33.00	H
2562.50	-19.22	-28.60	10.70	20.08	33.00	H

**LTE Band 7\_20MHz\_QPSK**

Frequency(MHz)	P <sub>Mea</sub> (dBm)	P <sub>ci</sub> (dB)+ P <sub>Ag</sub> (dB)	G <sub>a</sub> Antenna Gain(dBi)	EIRP(dBm)	Limit(dBm)	Polarization
2510.00	-20.11	-28.70	10.70	19.29	33.00	H
2535.00	-19.89	-28.60	10.70	19.41	33.00	H
2560.00	-19.54	-28.60	10.70	19.76	33.00	H



**LTE Band 7\_5MHz\_16QAM**

Frequency(MHz)	P <sub>Mea</sub> (dBm)	P <sub>ci</sub> (dB)+ P <sub>Ag</sub> (dB)	G <sub>a</sub> Antenna Gain(dBi)	EIRP(dBm)	Limit(dBm)	Polarization
2502.50	-19.84	-28.70	10.70	19.56	33.00	H
2535.00	-19.61	-28.60	10.70	19.69	33.00	H
2567.50	-19.49	-28.60	10.70	19.81	33.00	H

**LTE Band 7\_10MHz\_16QAM**

Frequency(MHz)	P <sub>Mea</sub> (dBm)	P <sub>ci</sub> (dB)+ P <sub>Ag</sub> (dB)	G <sub>a</sub> Antenna Gain(dBi)	EIRP(dBm)	Limit(dBm)	Polarization
2505.00	-21.10	-28.70	10.70	18.30	33.00	H
2535.00	-20.13	-28.60	10.70	19.17	33.00	H
2565.00	-19.74	-28.60	10.70	19.56	33.00	H

**LTE Band 7\_15MHz\_16QAM**

Frequency(MHz)	P <sub>Mea</sub> (dBm)	P <sub>ci</sub> (dB)+ P <sub>Ag</sub> (dB)	G <sub>a</sub> Antenna Gain(dBi)	EIRP(dBm)	Limit(dBm)	Polarization
2507.50	-19.69	-28.70	10.70	19.71	33.00	H
2535.00	-19.90	-28.60	10.70	19.40	33.00	H
2562.50	-19.54	-28.60	10.70	19.76	33.00	H

**LTE Band 7\_20MHz\_16QAM**

Frequency(MHz)	P <sub>Mea</sub> (dBm)	P <sub>ci</sub> (dB)+ P <sub>Ag</sub> (dB)	G <sub>a</sub> Antenna Gain(dBi)	EIRP(dBm)	Limit(dBm)	Polarization
2510.00	-20.50	-28.70	10.70	18.90	33.00	H
2535.00	-20.24	-28.60	10.70	19.06	33.00	H
2560.00	-19.83	-28.60	10.70	19.47	33.00	H



**LTE Band 7\_5MHz\_64QAM**

Frequency(MHz)	P <sub>Mea</sub> (dBm)	P <sub>ci</sub> (dB)+ P <sub>Ag</sub> (dB)	G <sub>a</sub> Antenna Gain(dBi)	EIRP(dBm)	Limit(dBm)	Polarization
2502.50	-20.06	-28.70	10.70	19.34	33.00	H
2535.00	-19.93	-28.60	10.70	19.37	33.00	H
2567.50	-19.83	-28.60	10.70	19.47	33.00	H

**LTE Band 7\_10MHz\_64QAM**

Frequency(MHz)	P <sub>Mea</sub> (dBm)	P <sub>ci</sub> (dB)+ P <sub>Ag</sub> (dB)	G <sub>a</sub> Antenna Gain(dBi)	EIRP(dBm)	Limit(dBm)	Polarization
2505.00	-21.32	-28.70	10.70	18.08	33.00	H
2535.00	-20.45	-28.60	10.70	18.85	33.00	H
2565.00	-20.04	-28.60	10.70	19.26	33.00	H

**LTE Band 7\_15MHz\_64QAM**

Frequency(MHz)	P <sub>Mea</sub> (dBm)	P <sub>ci</sub> (dB)+ P <sub>Ag</sub> (dB)	G <sub>a</sub> Antenna Gain(dBi)	EIRP(dBm)	Limit(dBm)	Polarization
2507.50	-19.91	-28.70	10.70	19.49	33.00	H
2535.00	-20.22	-28.60	10.70	19.08	33.00	H
2562.50	-19.89	-28.60	10.70	19.41	33.00	H

**LTE Band 7\_20MHz\_64QAM**

Frequency(MHz)	P <sub>Mea</sub> (dBm)	P <sub>ci</sub> (dB)+ P <sub>Ag</sub> (dB)	G <sub>a</sub> Antenna Gain(dBi)	EIRP(dBm)	Limit(dBm)	Polarization
2510.00	-20.82	-28.70	10.70	18.58	33.00	H
2535.00	-20.36	-28.60	10.70	18.94	33.00	H
2560.00	-19.94	-28.60	10.70	19.36	33.00	H

Peak EIRP (dBm)=P<sub>Mea</sub>(-19.08dBm)-(P<sub>ci</sub>+P<sub>Ag</sub>)(-28.60dB)+G<sub>a</sub>(10.70dB) =20.22dBm



**LTE Band 12 - ERP Part 27.50(c)(10)**

**Limits:** ≤34.77dBm (3W)

**LTE Band 12\_1.4MHz\_QPSK**

Frequency(MHz)	P <sub>Mea</sub> (dBm)	P <sub>ci</sub> (dB)+ P <sub>Ag</sub> (dB)	Ga Antenna Gain(dBi)	Correction (dB)	ERP(dBm)	Limit(dBm)	Polarization
699.70	-12.77	-34.80	-0.93	2.15	18.95	34.77	H
707.50	-12.04	-34.70	-0.91	2.15	19.60	34.77	H
715.30	-11.69	-34.70	-0.68	2.15	20.18	34.77	H

**LTE Band 12\_3MHz\_QPSK**

Frequency(MHz)	P <sub>Mea</sub> (dBm)	P <sub>ci</sub> (dB)+ P <sub>Ag</sub> (dB)	Ga Antenna Gain(dBi)	Correction (dB)	ERP(dBm)	Limit(dBm)	Polarization
700.50	-12.61	-34.80	-0.97	2.15	19.07	34.77	H
707.50	-12.33	-34.70	-0.91	2.15	19.31	34.77	H
<b>714.50</b>	<b>-10.97</b>	<b>-34.70</b>	<b>-0.64</b>	<b>2.15</b>	<b>20.94</b>	<b>34.77</b>	<b>H</b>

**LTE Band 12\_5MHz\_QPSK**

Frequency(MHz)	P <sub>Mea</sub> (dBm)	P <sub>ci</sub> (dB)+ P <sub>Ag</sub> (dB)	Ga Antenna Gain(dBi)	Correction (dB)	ERP(dBm)	Limit(dBm)	Polarization
701.50	-13.14	-34.80	-0.97	2.15	18.54	34.77	H
707.50	-12.32	-34.70	-0.91	2.15	19.32	34.77	H
713.50	-11.08	-34.70	-0.64	2.15	20.82	34.77	H

**LTE Band 12\_10MHz\_QPSK**

Frequency(MHz)	P <sub>Mea</sub> (dBm)	P <sub>ci</sub> (dB)+ P <sub>Ag</sub> (dB)	Ga Antenna Gain(dBi)	Correction (dB)	ERP(dBm)	Limit(dBm)	Polarization
704.00	-13.82	-34.80	-0.97	2.15	17.86	34.77	H
707.50	-12.71	-34.70	-0.91	2.15	18.93	34.77	H
711.00	-12.42	-34.70	-0.64	2.15	19.49	34.77	H



**LTE Band 12\_1.4MHz\_16QAM**

Frequency(MHz)	P <sub>Mea</sub> (dBm)	P <sub>cl</sub> (dB)+ P <sub>Ag</sub> (dB)	Ga Antenna Gain(dBi)	Correction (dB)	ERP(dBm)	Limit(dBm)	Polarization
699.70	-13.20	-34.80	-0.93	2.15	18.52	34.77	H
707.50	-12.45	-34.70	-0.91	2.15	19.19	34.77	H
715.30	-12.20	-34.70	-0.68	2.15	19.67	34.77	H

**LTE Band 12\_3MHz\_16QAM**

Frequency(MHz)	P <sub>Mea</sub> (dBm)	P <sub>cl</sub> (dB)+ P <sub>Ag</sub> (dB)	Ga Antenna Gain(dBi)	Correction (dB)	ERP(dBm)	Limit(dBm)	Polarization
700.50	-13.12	-34.80	-0.97	2.15	18.56	34.77	H
707.50	-12.74	-34.70	-0.91	2.15	18.90	34.77	H
714.50	-11.40	-34.70	-0.64	2.15	20.51	34.77	H

**LTE Band 12\_5MHz\_16QAM**

Frequency(MHz)	P <sub>Mea</sub> (dBm)	P <sub>cl</sub> (dB)+ P <sub>Ag</sub> (dB)	Ga Antenna Gain(dBi)	Correction (dB)	ERP(dBm)	Limit(dBm)	Polarization
701.50	-13.49	-34.80	-0.97	2.15	18.19	34.77	H
707.50	-12.73	-34.70	-0.91	2.15	18.91	34.77	H
713.50	-11.79	-34.70	-0.64	2.15	20.11	34.77	H

**LTE Band 12\_10MHz\_16QAM**

Frequency(MHz)	P <sub>Mea</sub> (dBm)	P <sub>cl</sub> (dB)+ P <sub>Ag</sub> (dB)	Ga Antenna Gain(dBi)	Correction (dB)	ERP(dBm)	Limit(dBm)	Polarization
704.00	-13.93	-34.80	-0.97	2.15	17.75	34.77	H
707.50	-13.12	-34.70	-0.91	2.15	18.52	34.77	H
711.00	-12.73	-34.70	-0.64	2.15	19.18	34.77	H



**LTE Band 12\_1.4MHz\_64QAM**

Frequency(MHz)	P <sub>Mea</sub> (dBm)	P <sub>cl</sub> (dB)+ P <sub>Ag</sub> (dB)	Ga Antenna Gain(dBi)	Correction (dB)	ERP(dBm)	Limit(dBm)	Polarization
699.70	-13.62	-34.80	-0.93	2.15	18.10	34.77	H
707.50	-13.09	-34.70	-0.91	2.15	18.55	34.77	H
715.30	-12.64	-34.70	-0.68	2.15	19.23	34.77	H

**LTE Band 12\_3MHz\_64QAM**

Frequency(MHz)	P <sub>Mea</sub> (dBm)	P <sub>cl</sub> (dB)+ P <sub>Ag</sub> (dB)	Ga Antenna Gain(dBi)	Correction (dB)	ERP(dBm)	Limit(dBm)	Polarization
700.50	-13.46	-34.80	-0.97	2.15	18.22	34.77	H
707.50	-13.28	-34.70	-0.91	2.15	18.36	34.77	H
714.50	-11.89	-34.70	-0.64	2.15	20.02	34.77	H

**LTE Band 12\_5MHz\_64QAM**

Frequency(MHz)	P <sub>Mea</sub> (dBm)	P <sub>cl</sub> (dB)+ P <sub>Ag</sub> (dB)	Ga Antenna Gain(dBi)	Correction (dB)	ERP(dBm)	Limit(dBm)	Polarization
701.50	-13.99	-34.80	-0.97	2.15	17.69	34.77	H
707.50	-13.37	-34.70	-0.91	2.15	18.27	34.77	H
713.50	-12.53	-34.70	-0.64	2.15	19.37	34.77	H

**LTE Band 12\_10MHz\_64QAM**

Frequency(MHz)	P <sub>Mea</sub> (dBm)	P <sub>cl</sub> (dB)+ P <sub>Ag</sub> (dB)	Ga Antenna Gain(dBi)	Correction (dB)	ERP(dBm)	Limit(dBm)	Polarization
704.00	-14.67	-34.80	-0.97	2.15	17.01	34.77	H
707.50	-13.46	-34.70	-0.91	2.15	18.18	34.77	H
711.00	-13.38	-34.70	-0.64	2.15	18.53	34.77	H

Peak ERP (dBm)=P<sub>Mea</sub>(-10.97Bm)-(P<sub>cl</sub>+P<sub>Ag</sub>)(-34.70dB)+G<sub>a</sub>(-0.64dB) -2.15dB =20.94dBm



**LTE Band 17 - ERP Part 27.50(c)(10)**

**Limits:** ≤34.77dBm (3W)

**LTE Band 17\_5MHz\_QPSK**

Frequency(MHz)	P <sub>Mea</sub> (dBm)	P <sub>cl</sub> (dB)+ P <sub>Ag</sub> (dB)	Ga Antenna Gain(dBi)	Correction (dB)	ERP(dBm)	Limit(dBm)	Polarization
<b>706.50</b>	<b>-12.12</b>	<b>-34.70</b>	<b>-0.91</b>	<b>2.15</b>	<b>19.53</b>	<b>34.77</b>	<b>V</b>
710.00	-12.69	-34.70	-0.64	2.15	19.21	34.77	V
713.50	-12.97	-34.70	-0.64	2.15	18.94	34.77	V

**LTE Band 17\_10MHz\_QPSK**

Frequency(MHz)	P <sub>Mea</sub> (dBm)	P <sub>cl</sub> (dB)+ P <sub>Ag</sub> (dB)	Ga Antenna Gain(dBi)	Correction (dB)	ERP(dBm)	Limit(dBm)	Polarization
709.00	-12.33	-34.70	-0.91	2.15	19.31	34.77	V
710.00	-12.77	-34.70	-0.64	2.15	19.14	34.77	V
711.00	-12.83	-34.70	-0.64	2.15	19.08	34.77	V

**LTE Band 17\_5MHz\_16QAM**

Frequency(MHz)	P <sub>Mea</sub> (dBm)	P <sub>cl</sub> (dB)+ P <sub>Ag</sub> (dB)	Ga Antenna Gain(dBi)	Correction (dB)	ERP(dBm)	Limit(dBm)	Polarization
706.50	-12.63	-34.70	-0.91	2.15	19.02	34.77	H
710.00	-13.16	-34.70	-0.64	2.15	18.74	34.77	H
713.50	-13.08	-34.70	-0.64	2.15	18.83	34.77	H

**LTE Band 17\_10MHz\_16QAM**

Frequency(MHz)	P <sub>Mea</sub> (dBm)	P <sub>cl</sub> (dB)+ P <sub>Ag</sub> (dB)	Ga Antenna Gain(dBi)	Correction (dB)	ERP(dBm)	Limit(dBm)	Polarization
709.00	-12.73	-34.70	-0.91	2.15	18.91	34.77	H
710.00	-13.18	-34.70	-0.64	2.15	18.73	34.77	H
711.00	-13.04	-34.70	-0.64	2.15	18.87	34.77	H



**LTE Band 17\_5MHz\_64QAM**

Frequency(MHz)	P <sub>Mea</sub> (dBm)	P <sub>cl</sub> (dB)+ P <sub>Ag</sub> (dB)	Ga Antenna Gain(dBi)	Correction (dB)	ERP(dBm)	Limit(dBm)	Polarization
706.50	-12.97	-34.70	-0.91	2.15	18.68	34.77	H
710.00	-13.46	-34.70	-0.64	2.15	18.44	34.77	H
713.50	-13.82	-34.70	-0.64	2.15	18.09	34.77	H

**LTE Band 17\_10MHz\_64QAM**

Frequency(MHz)	P <sub>Mea</sub> (dBm)	P <sub>cl</sub> (dB)+ P <sub>Ag</sub> (dB)	Ga Antenna Gain(dBi)	Correction (dB)	ERP(dBm)	Limit(dBm)	Polarization
709.00	-13.18	-34.70	-0.91	2.15	18.46	34.77	H
710.00	-13.72	-34.70	-0.64	2.15	18.19	34.77	H
711.00	-13.62	-34.70	-0.64	2.15	18.29	34.77	H

Peak ERP (dBm)=P<sub>Mea</sub>(-12.12dBm)-(P<sub>cl</sub>+P<sub>Ag</sub>)(-34.70dB)+G<sub>a</sub>(-0.91dB) -2.15dB =19.53dBm



**LTE Band 66- EIRP Part 27.50(d)**

Limits: ≤30dBm (1W)

**LTE Band 66\_1.4MHz\_QPSK**

Frequency(MHz)	P <sub>Mea</sub> (dBm)	P <sub>cl</sub> (dB)+ P <sub>Ag</sub> (dB)	Ga Antenna Gain(dBi)	EIRP(dBm)	Limit(dBm)	Polarization
1710.70	-18.09	-29.60	8.10	19.62	30.00	H
1745.00	-17.94	-29.50	8.10	19.66	30.00	H
1779.30	-17.18	-29.50	8.10	20.42	30.00	H

**LTE Band 66\_3MHz\_QPSK**

Frequency(MHz)	P <sub>Mea</sub> (dBm)	P <sub>cl</sub> (dB)+ P <sub>Ag</sub> (dB)	Ga Antenna Gain(dBi)	EIRP(dBm)	Limit(dBm)	Polarization
1711.50	-18.20	-29.60	8.10	19.50	30.00	H
1745.00	-17.98	-29.50	8.10	19.62	30.00	H
1778.50	-17.46	-29.50	8.10	20.14	30.00	H

**LTE Band 66\_5MHz\_QPSK**

Frequency(MHz)	P <sub>Mea</sub> (dBm)	P <sub>cl</sub> (dB)+ P <sub>Ag</sub> (dB)	Ga Antenna Gain(dBi)	EIRP(dBm)	Limit(dBm)	Polarization
1712.50	-18.39	-29.60	8.10	19.31	30.00	H
1745.00	-18.15	-29.50	8.10	19.45	30.00	H
1777.50	-17.62	-29.50	8.10	19.98	30.00	H

**LTE Band 66\_10MHz\_QPSK**

Frequency(MHz)	P <sub>Mea</sub> (dBm)	P <sub>cl</sub> (dB)+ P <sub>Ag</sub> (dB)	Ga Antenna Gain(dBi)	EIRP(dBm)	Limit(dBm)	Polarization
1715.00	-19.22	-29.60	8.10	18.48	30.00	H
1745.00	-18.78	-29.50	8.10	18.82	30.00	H
1775.00	-18.09	-29.50	8.10	19.51	30.00	H

**LTE Band 66\_15MHz\_QPSK**

Frequency(MHz)	P <sub>Mea</sub> (dBm)	P <sub>cl</sub> (dB)+ P <sub>Ag</sub> (dB)	Ga Antenna Gain(dBi)	EIRP(dBm)	Limit(dBm)	Polarization
1717.50	-18.46	-29.60	8.10	19.24	30.00	H
1745.00	-18.74	-29.50	8.10	18.86	30.00	H
1772.53	-18.21	-29.50	8.10	19.39	30.00	H

**LTE Band 66\_20MHz\_QPSK**

Frequency(MHz)	P <sub>Mea</sub> (dBm)	P <sub>cl</sub> (dB)+ P <sub>Ag</sub> (dB)	Ga Antenna Gain(dBi)	EIRP(dBm)	Limit(dBm)	Polarization
1720.00	-17.50	-29.60	8.10	20.20	30.00	H
1745.00	-17.46	-29.50	8.10	20.14	30.00	H
<b>1770.00</b>	<b>-16.33</b>	<b>-29.50</b>	<b>8.10</b>	<b>21.27</b>	<b>30.00</b>	<b>H</b>

**LTE Band 66\_1.4MHz\_16QAM**

Frequency(MHz)	P <sub>Mea</sub> (dBm)	P <sub>cl</sub> (dB)+ P <sub>Ag</sub> (dB)	Ga Antenna Gain(dBi)	EIRP(dBm)	Limit(dBm)	Polarization
1710.70	-18.52	-29.60	8.10	19.19	30.00	H
1745.00	-18.27	-29.50	8.10	19.33	30.00	H
1779.30	-17.61	-29.50	8.10	19.99	30.00	H

**LTE Band 66\_3MHz\_16QAM**

Frequency(MHz)	P <sub>Mea</sub> (dBm)	P <sub>cl</sub> (dB)+ P <sub>Ag</sub> (dB)	Ga Antenna Gain(dBi)	EIRP(dBm)	Limit(dBm)	Polarization
1711.50	-18.43	-29.60	8.10	19.27	30.00	H
1745.00	-18.31	-29.50	8.10	19.29	30.00	H
1778.50	-17.89	-29.50	8.10	19.71	30.00	H

**LTE Band 66\_5MHz\_16QAM**

Frequency(MHz)	P <sub>Mea</sub> (dBm)	P <sub>cl</sub> (dB)+ P <sub>Ag</sub> (dB)	Ga Antenna Gain(dBi)	EIRP(dBm)	Limit(dBm)	Polarization
1712.50	-18.82	-29.60	8.10	18.88	30.00	H
1745.00	-18.48	-29.50	8.10	19.12	30.00	H
1777.50	-18.05	-29.50	8.10	19.55	30.00	H

**LTE Band 66\_10MHz\_16QAM**

Frequency(MHz)	P <sub>Mea</sub> (dBm)	P <sub>cl</sub> (dB)+ P <sub>Ag</sub> (dB)	Ga Antenna Gain(dBi)	EIRP(dBm)	Limit(dBm)	Polarization
1715.00	-19.35	-29.60	8.10	18.35	30.00	H
1745.00	-19.11	-29.50	8.10	18.49	30.00	H
1775.00	-18.25	-29.50	8.10	19.35	30.00	H

**LTE Band 66\_15MHz\_16QAM**

Frequency(MHz)	P <sub>Mea</sub> (dBm)	P <sub>cl</sub> (dB)+ P <sub>Ag</sub> (dB)	Ga Antenna Gain(dBi)	EIRP(dBm)	Limit(dBm)	Polarization
1717.50	-18.89	-29.60	8.10	18.81	30.00	H
1745.00	-19.17	-29.50	8.10	18.43	30.00	H
1772.53	-18.74	-29.50	8.10	18.86	30.00	H

**LTE Band 66\_20MHz\_16QAM**

Frequency(MHz)	P <sub>Mea</sub> (dBm)	P <sub>cl</sub> (dB)+ P <sub>Ag</sub> (dB)	Ga Antenna Gain(dBi)	EIRP(dBm)	Limit(dBm)	Polarization
1720.00	-17.93	-29.60	8.10	19.77	30.00	H
1745.00	-17.89	-29.50	8.10	19.71	30.00	H
1770.00	-17.66	-29.50	8.10	19.94	30.00	H



**LTE Band 66\_1.4MHz\_64QAM**

Frequency(MHz)	P <sub>Mea</sub> (dBm)	P <sub>cl</sub> (dB)+ P <sub>Ag</sub> (dB)	Ga Antenna Gain(dBi)	EIRP(dBm)	Limit(dBm)	Polarization
1710.70	-18.71	-29.60	8.10	19.00	30.00	H
1745.00	-18.66	-29.50	8.10	18.94	30.00	H
1779.30	-17.80	-29.50	8.10	19.80	30.00	H

**LTE Band 66\_3MHz\_64QAM**

Frequency(MHz)	P <sub>Mea</sub> (dBm)	P <sub>cl</sub> (dB)+ P <sub>Ag</sub> (dB)	Ga Antenna Gain(dBi)	EIRP(dBm)	Limit(dBm)	Polarization
1711.50	-19.02	-29.60	8.10	18.68	30.00	H
1745.00	-18.70	-29.50	8.10	18.90	30.00	H
1778.50	-18.12	-29.50	8.10	19.48	30.00	H

**LTE Band 66\_5MHz\_64QAM**

Frequency(MHz)	P <sub>Mea</sub> (dBm)	P <sub>cl</sub> (dB)+ P <sub>Ag</sub> (dB)	Ga Antenna Gain(dBi)	EIRP(dBm)	Limit(dBm)	Polarization
1712.50	-19.01	-29.60	8.10	18.69	30.00	H
1745.00	-18.90	-29.50	8.10	18.70	30.00	H
1777.50	-18.34	-29.50	8.10	19.26	30.00	H

**LTE Band 66\_10MHz\_64QAM**

Frequency(MHz)	P <sub>Mea</sub> (dBm)	P <sub>cl</sub> (dB)+ P <sub>Ag</sub> (dB)	Ga Antenna Gain(dBi)	EIRP(dBm)	Limit(dBm)	Polarization
1715.00	-19.94	-29.60	8.10	17.76	30.00	H
1745.00	-19.80	-29.50	8.10	17.80	30.00	H
1775.00	-19.11	-29.50	8.10	18.49	30.00	H

**LTE Band 66\_15MHz\_64QAM**

Frequency(MHz)	P <sub>Mea</sub> (dBm)	P <sub>cl</sub> (dB)+ P <sub>Ag</sub> (dB)	Ga Antenna Gain(dBi)	EIRP(dBm)	Limit(dBm)	Polarization
1717.50	-19.18	-29.60	8.10	18.52	30.00	H
1745.00	-19.56	-29.50	8.10	18.04	30.00	H
1772.53	-18.94	-29.50	8.10	18.66	30.00	H

**LTE Band 66\_20MHz\_64QAM**

Frequency(MHz)	P <sub>Mea</sub> (dBm)	P <sub>cl</sub> (dB)+ P <sub>Ag</sub> (dB)	Ga Antenna Gain(dBi)	EIRP(dBm)	Limit(dBm)	Polarization
1720.00	-18.22	-29.60	8.10	19.48	30.00	H
1745.00	-18.28	-29.50	8.10	19.32	30.00	H
1770.00	-17.05	-29.50	8.10	20.55	30.00	H

Peak EIRP (dBm)=P<sub>Mea</sub>(-16.33dBm)-(P<sub>cl</sub>+P<sub>Ag</sub>)(-29.50dB)+G<sub>a</sub>(8.10dB) =21.27dBm

**ANALYZER SETTINGS:**

RBW = VBW = 8MHz for occupied bandwidths equal to or less than 5MHz.

RBW = VBW = 20MHz for occupied bandwidths equal to or greater than 10MHz.

Note: The maximum value of expanded measurement uncertainty for this test item is U =

2.72dB(30MHz-3GHz)/3.60dB(3GHz-18GHz)/3.58dB(18GHz-40GHz), k = 2

**Note: Both of Vertical and Horizontal polarizations are evaluated, but only the worst case is recorded in this report.**



**Spot check of Variant TA-1339**

**LTE Band 66- EIRP Part 27.50(d)**

**Limits:**  $\leq 30\text{dBm}$  (1W)

**LTE Band 66\_20MHz\_QPSK**

Frequency(MHz)	$P_{\text{Mea}}$ (dBm)	$P_{\text{cl}}$ (dB)+ $P_{\text{Ag}}$ (dB)	Ga Antenna Gain(dBi)	EIRP(dBm)	Limit(dBm)	Polarization
<b>1770.00</b>	<b>-16.43</b>	<b>-29.50</b>	<b>8.10</b>	<b>21.18</b>	<b>30.00</b>	<b>H</b>

Peak EIRP (dBm)= $P_{\text{Mea}}(-16.43\text{dBm})-(P_{\text{cl}}+P_{\text{Ag}})(-29.50\text{ dB})+G_{\text{a}}(8.10\text{dB})=21.18\text{dBm}$

**ANALYZER SETTINGS:**

RBW = VBW = 8MHz for occupied bandwidths equal to or less than 5MHz.

RBW = VBW = 20MHz for occupied bandwidths equal to or greater than 10MHz.

Note: The maximum value of expanded measurement uncertainty for this test item is U =

2.72dB(30MHz-3GHz)/3.60dB(3GHz-18GHz)/3.58dB(18GHz-40GHz), k = 2

**Note: Both of Vertical and Horizontal polarizations are evaluated, but only the worst case is recorded in this report.**

## **A.2 FIELD STRENGTH OF SPURIOUS RADIATION**

### **Reference**

FCC: CFR 2.1053, 22.917, 24.238, 27.53.

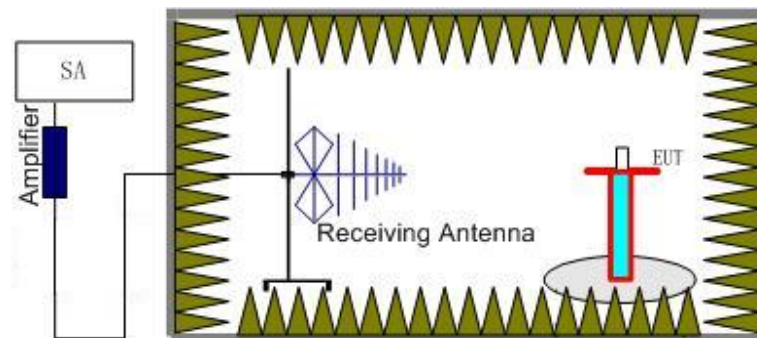
### **A.2.1 Measurement Method**

This measurement is carried out in fully-anechoic chamber FAC-3.

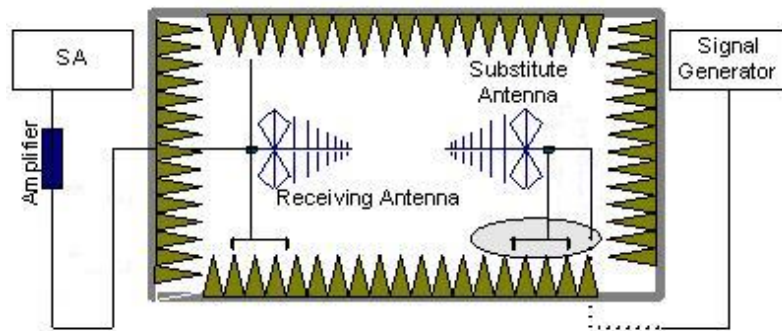
The spectrum was scanned from 30 MHz to the 10th harmonic of the highest frequency generated within the equipment, which is the transmitted carrier. The resolution bandwidth is set 1MHz as outlined in Part 22.917, 24.238, 27.53(h) . The spectrum was scanned with the mobile station transmitting at carrier frequencies that pertain to low, mid and high channels of the LTE Bands 2,4,5,7,12,17,66.

### **The procedure of radiated spurious emissions is as follows:**

1. For radiated emissions measurements performed at frequencies less than or equal to 1 GHz, EUT was placed on a 80 cm high non-conductive stand at a 3 meter test distance from the receive antenna. For radiated measurements performed at frequencies above 1 GHz, EUT was placed on a 1.5 meter high non-conductive stand at a 3 meter test distance from the receive antenna. Receiving antenna was placed on the antenna mast 3 meters from the EUT. For emission measurements. The receiving antenna shall be varied from 1 m to 4 m in height above the reference ground in a search for the relative positioning that produces the maximum radiated signal level. The test setup refers to figure below. Detected emissions were maximized at each frequency by rotating the EUT through 360° and adjusting the receiving antenna polarization. The radiated emission measurements of all transmit frequencies in three channels (High, Middle, Low) were measured with peak detector.



2. The EUT is then put into continuously transmitting mode at its maximum power level during the test. And the maximum value of the receiver should be recorded as (Pr).
3. The EUT shall be replaced by a substitution antenna. The test setup refers to figure below.



In the chamber, an substitution antenna for the frequency band of interest is placed at the reference point of the chamber. An RF Signal source for the frequency band of interest is connected to the substitution antenna with a cable that has been constructed to not interfere with the radiation pattern of the antenna. A power ( $P_{Mea}$ ) is applied to the input of the substitution antenna and adjusts the level of the signal generator output until the value of the receiver reaches the previously recorded ( $P_r$ ). The power of signal source ( $P_{Mea}$ ) is recorded. The test should be performed by rotating the test item and adjusting the receiving antenna polarization.

4. The Path loss ( $P_{pl}$ ) between the Signal Source with the Substitution Antenna and the Substitution Antenna Gain(dBi) ( $G_a$ ) should be recorded after test.  
An amplifier should be connected in for the test.  
The Path loss ( $P_{pl}$ ) is the summation of the cable loss and the gain of the amplifier.  
The measurement results are obtained as described below:  
Power (EIRP)= $P_{Mea} - P_{pl} + G_a$
5. This value is EIRP since the measurement is calibrated using an antenna of known gain (unit: dBi) and known input power.
6. ERP can be calculated from EIRP by subtracting the gain of the dipole,  $ERP = EIRP - 2.15dB$ .

### A.2.2 Measurement Results

Radiated emissions measurements were made only at the upper, middle, and lower carrier frequencies of the LTE Bands 2,4,5,7,12,17,66. It was decided that measurements at these three carrier frequencies would be sufficient to demonstrate compliance with emissions limits because it was seen that all the significant spurs occur well outside the band and no radiation was seen from a carrier in one block of the LTE Bands 2,4,5,7,12,17,66 into any of the other blocks. The equipment must still, however, meet emissions requirements with the carrier at all frequencies over which it is capable of operating and it is the manufacturer's responsibility to verify this. Only worst case result is given below.

**LTE Band 2, 1.4MHz, QPSK, Channel 18607**

Frequency(MHz)	P <sub>Mea</sub> (dBm)	Path Loss	Antenna Gain(dBi)	Peak EIRP(dBm)	Limit(dBm)	Polarization
3700.40	-63.64	1.20	12.20	-52.64	-13.00	H
5550.80	-61.18	1.40	13.10	-49.48	-13.00	V
7400.77	-66.97	1.90	12.00	-56.87	-13.00	H
9250.97	-66.40	2.10	11.60	-56.90	-13.00	H
11106.30	-63.10	2.30	10.50	-54.90	-13.00	V
12952.10	-63.99	2.50	13.80	-52.69	-13.00	V

**LTE Band 2, 1.4MHz, QPSK, Channel 18900**

Frequency(MHz)	P <sub>Mea</sub> (dBm)	Path Loss	Antenna Gain(dBi)	Peak EIRP(dBm)	Limit(dBm)	Polarization
3758.80	-66.58	1.10	12.20	-55.48	-13.00	H
5638.80	-64.67	1.30	13.10	-52.87	-13.00	V
7518.10	-65.86	1.90	11.30	-56.46	-13.00	H
9404.97	-67.72	2.10	11.60	-58.22	-13.00	V
11306.87	-62.01	2.60	10.50	-54.11	-13.00	V
13156.70	-63.71	2.30	13.30	-52.71	-13.00	V

**LTE Band 2, 1.4MHz, QPSK, Channel 19193**

Frequency(MHz)	P <sub>Mea</sub> (dBm)	Path Loss	Antenna Gain(dBi)	Peak EIRP(dBm)	Limit(dBm)	Polarization
3817.60	-65.34	1.20	12.20	-54.34	-13.00	V
5726.40	-66.02	1.50	13.10	-54.42	-13.00	H
7635.07	-65.32	1.80	11.30	-55.82	-13.00	H
9524.50	-66.97	2.10	11.20	-57.87	-13.00	V
11476.27	-61.79	2.60	10.50	-53.89	-13.00	V
13362.03	-64.05	2.30	13.30	-53.05	-13.00	V

**LTE Band 2, 1.4MHz, 16QAM, Channel 18607**

Frequency(MHz)	P <sub>Mea</sub> (dBm)	Path Loss	Antenna Gain(dBi)	Peak EIRP(dBm)	Limit(dBm)	Polarization
3700.40	-63.44	1.20	12.20	-52.44	-13.00	H
5550.80	-61.69	1.40	13.10	-49.99	-13.00	H
7400.77	-67.36	1.90	12.00	-57.26	-13.00	H
9251.33	-66.29	2.10	11.60	-56.79	-13.00	H
11092.73	-63.15	2.30	10.50	-54.95	-13.00	V
12953.57	-64.83	2.50	13.80	-53.53	-13.00	V

**LTE Band 2, 1.4MHz, 16QAM, Channel 18900**

Frequency(MHz)	P <sub>Mea</sub> (dBm)	Path Loss	Antenna Gain(dBi)	Peak EIRP(dBm)	Limit(dBm)	Polarization
3760.00	-66.36	1.10	12.20	-55.26	-13.00	H
5640.40	-62.46	1.30	13.10	-50.66	-13.00	V
7519.93	-65.83	1.90	11.30	-56.43	-13.00	H
9400.20	-66.42	2.10	11.60	-56.92	-13.00	H
11280.47	-62.25	2.60	10.50	-54.35	-13.00	V
13187.13	-64.04	2.40	13.30	-53.14	-13.00	V

**LTE Band 2, 1.4MHz, 16QAM, Channel 19193**

Frequency(MHz)	P <sub>Mea</sub> (dBm)	Path Loss	Antenna Gain(dBi)	Peak EIRP(dBm)	Limit(dBm)	Polarization
3819.20	-65.23	1.20	12.20	-54.23	-13.00	V
5729.20	-63.97	1.50	13.10	-52.37	-13.00	H
7638.73	-64.76	1.80	11.30	-55.26	-13.00	H
9509.10	-67.06	2.10	11.20	-57.96	-13.00	H
11476.27	-61.81	2.60	10.50	-53.91	-13.00	V
13366.80	-64.53	2.30	13.30	-53.53	-13.00	V



**LTE Band 2, 1.4MHz, 64QAM, Channel 18607**

Frequency(MHz)	P <sub>Mea</sub> (dBm)	Path Loss	Antenna Gain(dBi)	Peak EIRP(dBm)	Limit(dBm)	Polarization
3700.40	-63.08	1.20	12.20	-52.08	-13.00	H
5550.80	-60.92	1.40	13.10	-49.22	-13.00	H
7400.77	-67.11	1.90	12.00	-57.01	-13.00	H
9250.97	-66.16	2.10	11.60	-56.66	-13.00	H
11090.17	-62.86	2.30	10.50	-54.66	-13.00	V
12952.10	-63.80	2.50	13.80	-52.50	-13.00	V

**LTE Band 2, 1.4MHz, 64QAM, Channel 18900**

Frequency(MHz)	P <sub>Mea</sub> (dBm)	Path Loss	Antenna Gain(dBi)	Peak EIRP(dBm)	Limit(dBm)	Polarization
3760.00	-66.58	1.10	12.20	-55.48	-13.00	H
5640.40	-62.99	1.30	13.10	-51.19	-13.00	H
7520.30	-65.56	1.90	11.30	-56.16	-13.00	H
9400.20	-66.50	2.10	11.60	-57.00	-13.00	V
11288.53	-61.65	2.60	10.50	-53.75	-13.00	V
13188.60	-63.97	2.40	13.30	-53.07	-13.00	V

**LTE Band 2, 1.4MHz, 64QAM, Channel 19193**

Frequency(MHz)	P <sub>Mea</sub> (dBm)	Path Loss	Antenna Gain(dBi)	Peak EIRP(dBm)	Limit(dBm)	Polarization
3819.20	-66.42	1.20	12.20	-55.42	-13.00	H
5729.20	-64.67	1.50	13.10	-53.07	-13.00	H
7638.37	-66.02	1.80	11.30	-56.52	-13.00	H
9510.93	-67.07	2.10	11.20	-57.97	-13.00	V
11476.63	-61.45	2.60	10.50	-53.55	-13.00	V
13363.50	-64.71	2.30	13.30	-53.71	-13.00	V

Note: The maximum value of expanded measurement uncertainty for this test item is  $U = 2.72\text{dB}(30\text{MHz}-3\text{GHz})/3.60\text{dB}(3\text{GHz}-18\text{GHz})/3.58\text{dB}(18\text{GHz}-40\text{GHz})$ ,  $k = 2$

**LTE Band 4, 1.4MHz QPSK, Channel 19957**

Frequency(MHz)	P <sub>Mea</sub> (dBm)	Path Loss	Antenna Gain(dBi)	Peak EIRP(dBm)	Limit(dBm)	Polarization
3416.00	-50.08	1.20	11.50	-39.78	-13.00	V
5130.80	-61.58	1.30	12.50	-50.38	-13.00	V
6841.20	-67.82	1.80	12.40	-57.22	-13.00	H
8550.63	-69.37	2.10	12.00	-59.47	-13.00	H
10262.23	-65.46	2.10	11.30	-56.26	-13.00	H
11971.27	-62.33	2.60	11.00	-53.93	-13.00	V

**LTE Band 4, 1.4MHz, QPSK, Channel 20175**

Frequency(MHz)	P <sub>Mea</sub> (dBm)	Path Loss	Antenna Gain(dBi)	Peak EIRP(dBm)	Limit(dBm)	Polarization
3462.80	-47.76	1.10	11.50	-37.36	-13.00	V
5197.60	-57.45	1.60	12.50	-46.55	-13.00	V
6930.40	-68.24	1.80	12.40	-57.64	-13.00	H
8662.83	-68.25	2.00	12.00	-58.25	-13.00	V
10396.43	-65.65	2.30	11.30	-56.65	-13.00	V
12127.83	-63.61	2.70	12.60	-53.71	-13.00	V

**LTE Band 4, 1.4MHz, QPSK, Channel 20393**

Frequency(MHz)	P <sub>Mea</sub> (dBm)	Path Loss	Antenna Gain(dBi)	Peak EIRP(dBm)	Limit(dBm)	Polarization
3507.20	-52.35	1.10	12.20	-41.25	-13.00	V
5264.40	-56.88	1.80	12.50	-46.18	-13.00	H
7018.70	-69.17	1.80	12.00	-58.97	-13.00	H
8774.67	-70.61	1.90	12.00	-60.51	-13.00	V
10531.00	-65.35	2.30	10.80	-56.85	-13.00	V
12283.30	-63.39	2.60	12.60	-53.39	-13.00	V

**LTE Band 4, 1.4MHz, 16QAM, Channel 19957**

Frequency(MHz)	P <sub>Mea</sub> (dBm)	Path Loss	Antenna Gain(dBi)	Peak EIRP(dBm)	Limit(dBm)	Polarization
3417.20	-49.90	1.20	11.50	-39.60	-13.00	V
5130.80	-63.48	1.30	12.50	-52.28	-13.00	V
6841.20	-67.70	1.80	12.40	-57.10	-13.00	H
8551.00	-69.06	2.10	12.00	-59.16	-13.00	H
10262.60	-65.72	2.10	11.30	-56.52	-13.00	H
11971.27	-62.19	2.60	11.00	-53.79	-13.00	V

**LTE Band 4, 1.4MHz, 16QAM, Channel 20175**

Frequency(MHz)	P <sub>Mea</sub> (dBm)	Path Loss	Antenna Gain(dBi)	Peak EIRP(dBm)	Limit(dBm)	Polarization
3463.60	-48.77	1.10	11.50	-38.37	-13.00	V
5198.00	-58.59	1.60	12.50	-47.69	-13.00	V
6930.40	-68.75	1.80	12.40	-58.15	-13.00	H
8662.83	-68.31	2.00	12.00	-58.31	-13.00	V
10396.80	-65.48	2.30	11.30	-56.48	-13.00	V
12128.20	-63.34	2.70	12.60	-53.44	-13.00	V

**LTE Band 4, 1.4MHz, 16QAM, Channel 20393**

Frequency(MHz)	P <sub>Mea</sub> (dBm)	Path Loss	Antenna Gain(dBi)	Peak EIRP(dBm)	Limit(dBm)	Polarization
3507.60	-50.29	1.10	12.20	-39.19	-13.00	V
5264.40	-57.34	1.80	12.50	-46.64	-13.00	V
7018.70	-69.28	1.80	12.00	-59.08	-13.00	H
8774.30	-70.48	1.90	12.00	-60.38	-13.00	V
10531.73	-65.43	2.30	10.80	-56.93	-13.00	H
12281.10	-63.75	2.60	12.60	-53.75	-13.00	V

**LTE Band 4, 1.4MHz, 64QAM, Channel 19957**

Frequency(MHz)	P <sub>Mea</sub> (dBm)	Path Loss	Antenna Gain(dBi)	Peak EIRP(dBm)	Limit(dBm)	Polarization
3417.20	-50.23	1.20	11.50	-39.93	-13.00	V
5130.80	-64.82	1.30	12.50	-53.62	-13.00	V
6841.20	-68.40	1.80	12.40	-57.80	-13.00	H
8551.00	-68.91	2.10	12.00	-59.01	-13.00	H
10261.87	-65.20	2.10	11.30	-56.00	-13.00	V
11971.63	-62.23	2.60	11.00	-53.83	-13.00	V

**LTE Band 4, 1.4MHz, 64QAM, Channel 20175**

Frequency(MHz)	P <sub>Mea</sub> (dBm)	Path Loss	Antenna Gain(dBi)	Peak EIRP(dBm)	Limit(dBm)	Polarization
3462.40	-48.07	1.10	11.50	-37.67	-13.00	V
5197.60	-58.42	1.60	12.50	-47.52	-13.00	V
6930.40	-68.68	1.80	12.40	-58.08	-13.00	H
8662.47	-68.55	2.00	12.00	-58.55	-13.00	V
10396.43	-65.58	2.30	11.30	-56.58	-13.00	V
12128.20	-63.49	2.70	12.60	-53.59	-13.00	V

**LTE Band 4, 1.4MHz, 64QAM, Channel 20393**

Frequency(MHz)	P <sub>Mea</sub> (dBm)	Path Loss	Antenna Gain(dBi)	Peak EIRP(dBm)	Limit(dBm)	Polarization
3506.80	-50.55	1.10	12.20	-39.45	-13.00	V
5264.00	-56.80	1.80	12.50	-46.10	-13.00	V
7018.70	-69.37	1.80	12.00	-59.17	-13.00	H
8773.57	-69.90	1.90	12.00	-59.80	-13.00	V
10531.37	-65.45	2.30	10.80	-56.95	-13.00	V
12281.10	-63.25	2.60	12.60	-53.25	-13.00	V

Note: The maximum value of expanded measurement uncertainty for this test item is  $U = 2.72\text{dB}(30\text{MHz}-3\text{GHz})/3.60\text{dB}(3\text{GHz}-18\text{GHz})/3.58\text{dB}(18\text{GHz}-40\text{GHz})$ ,  $k = 2$

**LTE Band 5, 1.4MHz, QPSK, Channel 20407**

Frequency(MHz)	P <sub>Mea</sub> (dBm)	Path Loss	Antenna Gain(dBi)	Peak ERP(dBm)	Limit(dBm)	Polarization
1648.40	-57.56	0.80	8.10	-52.41	-13.00	H
2472.80	-58.06	0.90	9.80	-51.31	-13.00	H
3296.80	-66.87	1.10	11.50	-58.62	-13.00	V
4120.80	-77.08	1.20	12.40	-68.03	-13.00	H
4945.60	-75.80	1.30	12.50	-66.75	-13.00	H
5771.20	-76.59	1.50	13.10	-67.14	-13.00	V

**LTE Band 5, 1.4MHz, QPSK, Channel 20525**

Frequency(MHz)	P <sub>Mea</sub> (dBm)	Path Loss	Antenna Gain(dBi)	Peak ERP(dBm)	Limit(dBm)	Polarization
1673.20	-66.25	0.80	8.10	-61.10	-13.00	H
2509.60	-65.78	0.90	10.70	-58.13	-13.00	H
3346.40	-70.19	1.10	11.50	-61.94	-13.00	V
4183.20	-77.92	1.20	12.40	-68.87	-13.00	H
5019.20	-75.46	1.30	12.50	-66.41	-13.00	H
5856.00	-75.08	1.40	13.10	-65.53	-13.00	V

**LTE Band 5, 1.4MHz, QPSK, Channel 20643**

Frequency(MHz)	P <sub>Mea</sub> (dBm)	Path Loss	Antenna Gain(dBi)	Peak ERP(dBm)	Limit(dBm)	Polarization
1697.60	-62.92	0.80	8.10	-57.77	-13.00	H
2546.20	-59.56	0.90	10.70	-51.91	-13.00	V
3394.80	-65.08	1.10	11.50	-56.83	-13.00	H
4244.00	-76.57	1.20	12.40	-67.52	-13.00	V
5094.40	-75.43	1.20	12.50	-66.28	-13.00	H
5940.80	-75.19	1.50	13.10	-65.74	-13.00	H



**LTE Band 5, 1.4MHz, 16QAM, Channel 20407**

Frequency(MHz)	P <sub>Mea</sub> (dBm)	Path Loss	Antenna Gain(dBi)	Peak ERP(dBm)	Limit(dBm)	Polarization
1648.60	-62.42	0.80	8.10	-57.27	-13.00	H
2472.40	-61.14	0.90	9.80	-54.39	-13.00	H
3296.80	-67.04	1.10	11.50	-58.79	-13.00	V
4121.20	-75.99	1.20	12.40	-66.94	-13.00	V
4945.20	-75.56	1.30	12.50	-66.51	-13.00	H
5771.60	-76.39	1.50	13.10	-66.94	-13.00	H

**LTE Band 5, 1.4MHz, 16QAM, Channel 20525**

Frequency(MHz)	P <sub>Mea</sub> (dBm)	Path Loss	Antenna Gain(dBi)	Peak ERP(dBm)	Limit(dBm)	Polarization
1673.20	-62.80	0.80	8.10	-57.65	-13.00	V
2509.60	-62.94	0.90	10.70	-55.29	-13.00	V
3346.00	-67.31	1.10	11.50	-59.06	-13.00	V
4182.80	-78.06	1.20	12.40	-69.01	-13.00	V
5019.20	-75.24	1.30	12.50	-66.19	-13.00	H
5856.40	-75.29	1.40	13.10	-65.74	-13.00	H

**LTE Band 5, 1.4MHz, 16QAM, Channel 20643**

Frequency(MHz)	P <sub>Mea</sub> (dBm)	Path Loss	Antenna Gain(dBi)	Peak ERP(dBm)	Limit(dBm)	Polarization
1697.40	-64.50	0.80	8.10	-59.35	-13.00	V
2546.00	-61.34	0.90	10.70	-53.69	-13.00	V
3394.80	-66.47	1.10	11.50	-58.22	-13.00	V
4244.40	-76.96	1.20	12.40	-67.91	-13.00	H
5093.20	-75.85	1.20	12.50	-66.70	-13.00	H
5941.20	-74.92	1.50	13.10	-65.47	-13.00	H

**LTE Band 5, 1.4MHz, 64QAM, Channel 20407**

Frequency(MHz)	P <sub>Mea</sub> (dBm)	Path Loss	Antenna Gain(dBi)	Peak ERP(dBm)	Limit(dBm)	Polarization
1648.40	-62.57	0.80	8.10	-57.42	-13.00	V
2473.00	-59.56	0.90	9.80	-52.81	-13.00	H
3296.80	-67.33	1.10	11.50	-59.08	-13.00	V
4121.20	-76.64	1.20	12.40	-67.59	-13.00	V
4945.20	-75.46	1.30	12.50	-66.41	-13.00	H
5771.60	-76.09	1.50	13.10	-66.64	-13.00	H

**LTE Band 5, 1.4MHz, 64QAM, Channel 20525**

Frequency(MHz)	P <sub>Mea</sub> (dBm)	Path Loss	Antenna Gain(dBi)	Peak ERP(dBm)	Limit(dBm)	Polarization
1673.20	-63.74	0.80	8.10	-58.59	-13.00	V
2509.80	-63.45	0.90	10.70	-55.80	-13.00	V
3346.00	-67.49	1.10	11.50	-59.24	-13.00	V
4183.20	-77.96	1.20	12.40	-68.91	-13.00	H
5019.60	-75.44	1.30	12.50	-66.39	-13.00	H
5857.20	-75.25	1.40	13.10	-65.70	-13.00	V

**LTE Band 5, 1.4MHz, 64QAM, Channel 20643**

Frequency(MHz)	P <sub>Mea</sub> (dBm)	Path Loss	Antenna Gain(dBi)	Peak ERP(dBm)	Limit(dBm)	Polarization
1697.40	-64.17	0.80	8.10	-59.02	-13.00	V
2546.40	-60.37	0.90	10.70	-52.72	-13.00	V
3394.80	-66.05	1.10	11.50	-57.80	-13.00	V
4244.40	-76.77	1.20	12.40	-67.72	-13.00	H
5093.60	-75.88	1.20	12.50	-66.73	-13.00	V
5941.60	-75.12	1.50	13.10	-65.67	-13.00	H

Note: The maximum value of expanded measurement uncertainty for this test item is  $U = 2.72\text{dB}(30\text{MHz}-3\text{GHz})/3.60\text{dB}(3\text{GHz}-18\text{GHz})/3.58\text{dB}(18\text{GHz}-40\text{GHz})$ ,  $k = 2$



**LTE Band 7, 5 MHz, QPSK, Channel 20775**

Frequency(MHz)	P <sub>Mea</sub> (dBm)	Path Loss	Antenna Gain(dBi)	Peak EIRP(dBm)	Limit(dBm)	Polarization
5000.80	-66.81	1.30	12.50	-55.61	-25.00	V
7500.87	-61.02	1.90	11.30	-51.62	-25.00	H
10001.17	-64.65	2.20	11.30	-55.55	-25.00	V
12501.47	-58.28	2.60	13.80	-47.08	-25.00	H
15002.13	-58.25	2.40	12.40	-48.25	-25.00	V
17495.83	-60.46	2.90	14.50	-48.86	-25.00	H

**LTE Band 7, 5 MHz, QPSK, Channel 21100**

Frequency(MHz)	P <sub>Mea</sub> (dBm)	Path Loss	Antenna Gain(dBi)	Peak EIRP(dBm)	Limit(dBm)	Polarization
5070.40	-67.83	1.20	12.50	-56.53	-25.00	V
7605.37	-66.73	1.80	11.30	-57.23	-25.00	H
10139.77	-64.83	2.00	11.30	-55.53	-25.00	V
12676.00	-59.47	2.60	13.80	-48.27	-25.00	V
15212.23	-61.43	2.50	12.40	-51.53	-25.00	H
17789.53	-56.83	3.60	12.80	-47.63	-25.00	H

**LTE Band 7, 5 MHz, QPSK, Channel 21425**

Frequency(MHz)	P <sub>Mea</sub> (dBm)	Path Loss	Antenna Gain(dBi)	Peak EIRP(dBm)	Limit(dBm)	Polarization
5139.20	-70.49	1.30	12.50	-59.29	-25.00	V
7708.77	-64.51	1.80	11.30	-55.01	-25.00	H
10269.93	-63.80	2.10	11.30	-54.60	-25.00	V
12848.33	-60.26	2.70	13.80	-49.16	-25.00	V
15416.47	-61.77	2.70	12.40	-52.07	-25.00	H
17949.77	-54.98	3.20	12.80	-45.38	-25.00	H



**LTE Band 7, 5 MHz, 16QAM, Channel 20775**

Frequency(MHz)	P <sub>Mea</sub> (dBm)	Path Loss	Antenna Gain(dBi)	Peak EIRP(dBm)	Limit(dBm)	Polarization
5000.80	-67.59	1.30	12.50	-56.39	-25.00	H
7500.87	-68.49	1.90	11.30	-59.09	-25.00	H
10001.17	-64.69	2.20	11.30	-55.59	-25.00	V
12501.47	-60.66	2.60	13.80	-49.46	-25.00	V
15002.13	-58.45	2.40	12.40	-48.45	-25.00	H
17497.67	-60.65	2.90	14.50	-49.05	-25.00	H

**LTE Band 7, 5 MHz, 16QAM, Channel 21100**

Frequency(MHz)	P <sub>Mea</sub> (dBm)	Path Loss	Antenna Gain(dBi)	Peak EIRP(dBm)	Limit(dBm)	Polarization
5070.40	-69.98	1.20	12.50	-58.68	-25.00	V
7605.37	-66.50	1.80	11.30	-57.00	-25.00	H
10139.77	-64.71	2.00	11.30	-55.41	-25.00	V
12676.00	-59.64	2.60	13.80	-48.44	-25.00	V
15208.20	-61.43	2.50	12.40	-51.53	-25.00	H
17791.00	-56.84	3.60	12.80	-47.64	-25.00	H

**LTE Band 7, 5 MHz, 16QAM, Channel 21425**

Frequency(MHz)	P <sub>Mea</sub> (dBm)	Path Loss	Antenna Gain(dBi)	Peak EIRP(dBm)	Limit(dBm)	Polarization
5139.20	-69.47	1.30	12.50	-58.27	-25.00	V
7708.40	-65.64	1.80	11.30	-56.14	-25.00	H
10269.93	-63.69	2.10	11.30	-54.49	-25.00	V
12848.33	-61.23	2.70	13.80	-50.13	-25.00	V
15416.83	-61.69	2.70	12.40	-51.99	-25.00	H
17950.13	-55.01	3.20	12.80	-45.41	-25.00	H



**LTE Band 7, 5 MHz, 64QAM, Channel 20775**

Frequency(MHz)	P <sub>Mea</sub> (dBm)	Path Loss	Antenna Gain(dBi)	Peak EIRP(dBm)	Limit(dBm)	Polarization
5000.80	-66.99	1.30	12.50	-55.79	-25.00	V
7500.87	-61.87	1.90	11.30	-52.47	-25.00	H
10001.17	-63.83	2.20	11.30	-54.73	-25.00	V
12501.83	-58.66	2.60	13.80	-47.46	-25.00	V
15002.13	-58.67	2.40	12.40	-48.67	-25.00	V
17496.20	-60.58	2.90	14.50	-48.98	-25.00	H

**LTE Band 7, 5 MHz, 64QAM, Channel 21100**

Frequency(MHz)	P <sub>Mea</sub> (dBm)	Path Loss	Antenna Gain(dBi)	Peak EIRP(dBm)	Limit(dBm)	Polarization
5070.40	-73.01	1.20	12.50	-61.71	-25.00	H
7605.37	-66.42	1.80	11.30	-56.92	-25.00	V
10145.63	-66.08	2.00	11.30	-56.78	-25.00	H
12676.00	-59.68	2.60	13.80	-48.48	-25.00	V
15208.20	-61.67	2.50	12.40	-51.77	-25.00	H
17790.63	-56.86	3.60	12.80	-47.66	-25.00	H

**LTE Band 7, 5 MHz, 64QAM, Channel 21425**

Frequency(MHz)	P <sub>Mea</sub> (dBm)	Path Loss	Antenna Gain(dBi)	Peak EIRP(dBm)	Limit(dBm)	Polarization
5139.60	-70.54	1.30	12.50	-59.34	-25.00	V
7709.13	-64.96	1.80	11.30	-55.46	-25.00	H
10269.93	-63.98	2.10	11.30	-54.78	-25.00	V
12848.33	-61.28	2.70	13.80	-50.18	-25.00	V
15414.63	-61.70	2.70	12.40	-52.00	-25.00	H
17950.13	-55.16	3.20	12.80	-45.56	-25.00	H

Note: The maximum value of expanded measurement uncertainty for this test item is  $U = 2.72\text{dB}(30\text{MHz}-3\text{GHz})/3.60\text{dB}(3\text{GHz}-18\text{GHz})/3.58\text{dB}(18\text{GHz}-40\text{GHz})$ ,  $k = 2$

**LTE Band 12, 1.4MHz, QPSK, Channel 23017**

Frequency(MHz)	P <sub>Mea</sub> (dBm)	Path Loss	Antenna Gain(dBi)	Peak ERP(dBm)	Limit(dBm)	Polarization
1398.40	-44.66	0.70	6.00	-41.51	-13.00	V
2097.60	-66.76	0.90	9.80	-60.01	-13.00	H
2797.20	-53.35	1.00	10.70	-45.80	-13.00	V
3490.40	-60.05	1.10	11.50	-51.80	-13.00	V
4197.20	-77.30	1.20	12.40	-68.25	-13.00	V
4906.40	-74.72	1.40	12.50	-65.77	-13.00	H

**LTE Band 12, 1.4MHz, QPSK, Channel 23095**

Frequency(MHz)	P <sub>Mea</sub> (dBm)	Path Loss	Antenna Gain(dBi)	Peak ERP(dBm)	Limit(dBm)	Polarization
1415.20	-46.86	0.70	6.00	-43.71	-13.00	V
2122.80	-66.87	0.90	9.80	-60.12	-13.00	V
2830.40	-59.13	1.00	10.70	-51.58	-13.00	V
3532.00	-58.18	1.10	12.20	-49.23	-13.00	H
4245.60	-75.39	1.20	12.40	-66.34	-13.00	V
4952.00	-75.50	1.30	12.50	-66.45	-13.00	H

**LTE Band 12, 1.4MHz, QPSK, Channel 23173**

Frequency(MHz)	P <sub>Mea</sub> (dBm)	Path Loss	Antenna Gain(dBi)	Peak ERP(dBm)	Limit(dBm)	Polarization
1431.20	-41.61	0.70	6.00	-38.46	-13.00	H
2147.20	-64.16	0.90	9.80	-57.41	-13.00	V
2862.80	-53.37	1.00	10.70	-45.82	-13.00	V
3572.80	-54.90	1.20	12.20	-46.05	-13.00	H
4294.40	-73.13	1.20	12.40	-64.08	-13.00	V
5010.20	-75.38	1.30	12.50	-66.33	-13.00	H



**LTE Band 12, 1.4MHz, 16QAM, Channel 23017**

Frequency(MHz)	P <sub>Mea</sub> (dBm)	Path Loss	Antenna Gain(dBi)	Peak ERP(dBm)	Limit(dBm)	Polarization
1398.40	-42.97	0.70	6.00	-39.82	-13.00	H
2097.60	-64.90	0.90	9.80	-58.15	-13.00	V
2797.20	-53.65	1.00	10.70	-46.10	-13.00	V
3490.80	-55.72	1.10	11.50	-47.47	-13.00	H
4195.60	-75.89	1.20	12.40	-66.84	-13.00	V
4892.40	-74.83	1.40	12.50	-65.88	-13.00	H

**LTE Band 12, 1.4MHz 16QAM, Channel 23095**

Frequency(MHz)	P <sub>Mea</sub> (dBm)	Path Loss	Antenna Gain(dBi)	Peak ERP(dBm)	Limit(dBm)	Polarization
1414.80	-47.53	0.70	6.00	-44.38	-13.00	H
2122.80	-65.61	0.90	9.80	-58.86	-13.00	V
2830.80	-60.10	1.00	10.70	-52.55	-13.00	V
3532.40	-58.05	1.10	12.20	-49.10	-13.00	H
4400.00	-74.33	1.30	12.40	-65.38	-13.00	H
4951.20	-75.92	1.30	12.50	-66.87	-13.00	H

**LTE Band 12, 1.4MHz, 16QAM, Channel 23173**

Frequency(MHz)	P <sub>Mea</sub> (dBm)	Path Loss	Antenna Gain(dBi)	Peak ERP(dBm)	Limit(dBm)	Polarization
1431.20	-41.55	0.70	6.00	-38.40	-13.00	H
2147.20	-62.18	0.90	9.80	-55.43	-13.00	V
2863.20	-52.00	1.00	10.70	-44.45	-13.00	V
3572.80	-55.67	1.20	12.20	-46.82	-13.00	H
4294.40	-73.04	1.20	12.40	-63.99	-13.00	V
5011.10	-75.29	1.30	12.50	-66.24	-13.00	H

**LTE Band 12, 1.4MHz, 64QAM, Channel 23017**

Frequency(MHz)	P <sub>Mea</sub> (dBm)	Path Loss	Antenna Gain(dBi)	Peak ERP(dBm)	Limit(dBm)	Polarization
1398.40	-43.01	0.70	6.00	-39.86	-13.00	H
2097.60	-64.68	0.90	9.80	-57.93	-13.00	V
2797.20	-53.40	1.00	10.70	-45.85	-13.00	V
3490.80	-55.52	1.10	11.50	-47.27	-13.00	H
4195.60	-75.82	1.20	12.40	-66.77	-13.00	H
4894.40	-75.01	1.40	12.50	-66.06	-13.00	H

**LTE Band 12, 1.4MHz 64QAM, Channel 23095**

Frequency(MHz)	P <sub>Mea</sub> (dBm)	Path Loss	Antenna Gain(dBi)	Peak ERP(dBm)	Limit(dBm)	Polarization
1415.20	-47.66	0.70	6.00	-44.51	-13.00	H
2122.80	-65.15	0.90	9.80	-58.40	-13.00	V
2830.40	-59.34	1.00	10.70	-51.79	-13.00	V
3532.80	-59.09	1.10	12.20	-50.14	-13.00	H
4245.60	-75.72	1.20	12.40	-66.67	-13.00	V
4943.20	-75.30	1.30	12.50	-66.25	-13.00	H

**LTE Band 12, 1.4MHz, 64QAM, Channel 23173**

Frequency(MHz)	P <sub>Mea</sub> (dBm)	Path Loss	Antenna Gain(dBi)	Peak ERP(dBm)	Limit(dBm)	Polarization
1431.20	-41.80	0.70	6.00	-38.65	-13.00	H
2147.20	-62.46	0.90	9.80	-55.71	-13.00	V
2863.20	-52.74	1.00	10.70	-45.19	-13.00	V
3573.20	-55.20	1.20	12.20	-46.35	-13.00	H
4294.40	-73.03	1.20	12.40	-63.98	-13.00	V
5011.70	-75.45	1.30	12.50	-66.40	-13.00	H

Note: The maximum value of expanded measurement uncertainty for this test item is  $U = 2.72\text{dB}(30\text{MHz}-3\text{GHz})/3.60\text{dB}(3\text{GHz}-18\text{GHz})/3.58\text{dB}(18\text{GHz}-40\text{GHz})$ ,  $k = 2$

**LTE Band 17, 5MHz, QPSK, Channel 23755**

Frequency(MHz)	P <sub>Mea</sub> (dBm)	Path Loss	Antenna Gain(dBi)	Peak ERP(dBm)	Limit(dBm)	Polarization
1408.40	-43.33	0.70	6.00	-40.18	-13.00	H
2112.80	-64.57	0.90	9.80	-57.82	-13.00	V
2817.60	-53.49	1.00	10.70	-45.94	-13.00	V
3516.40	-52.49	1.10	12.20	-43.54	-13.00	H
4226.00	-74.42	1.20	12.40	-65.37	-13.00	V
4932.00	-74.93	1.30	12.50	-65.88	-13.00	H

**LTE Band 17, 5MHz, QPSK, Channel 23790**

Frequency(MHz)	P <sub>Mea</sub> (dBm)	Path Loss	Antenna Gain(dBi)	Peak ERP(dBm)	Limit(dBm)	Polarization
1420.40	-41.60	0.70	6.00	-38.45	-13.00	H
2130.40	-65.27	0.90	9.80	-58.52	-13.00	V
2840.80	-56.95	1.00	10.70	-49.40	-13.00	V
3545.60	-61.49	1.20	12.20	-52.64	-13.00	H
4253.20	-77.76	1.20	12.40	-68.71	-13.00	H
4962.00	-75.56	1.30	12.50	-66.51	-13.00	H

**LTE Band 17, 5MHz, QPSK, Channel 23825**

Frequency(MHz)	P <sub>Mea</sub> (dBm)	Path Loss	Antenna Gain(dBi)	Peak ERP(dBm)	Limit(dBm)	Polarization
1431.20	-41.11	0.70	6.00	-37.96	-13.00	H
2146.80	-63.23	0.90	9.80	-56.48	-13.00	V
2862.80	-51.76	1.00	10.70	-44.21	-13.00	V
3573.20	-56.49	1.20	12.20	-47.64	-13.00	H
4294.00	-73.28	1.20	12.40	-64.23	-13.00	V
5009.90	-75.41	1.30	12.50	-66.36	-13.00	H

**LTE Band 17, 5MHz, 16QAM, Channel 23755**

Frequency(MHz)	P <sub>Mea</sub> (dBm)	Path Loss	Antenna Gain(dBi)	Peak ERP(dBm)	Limit(dBm)	Polarization
1408.40	-43.50	0.70	6.00	-40.35	-13.00	H
2113.20	-66.32	0.90	9.80	-59.57	-13.00	V
2817.60	-54.86	1.00	10.70	-47.31	-13.00	V
3516.40	-53.56	1.10	12.20	-44.61	-13.00	H
4226.00	-74.52	1.20	12.40	-65.47	-13.00	V
4932.40	-75.07	1.30	12.50	-66.02	-13.00	H

**LTE Band 17, 5MHz 16QAM, Channel 23790**

Frequency(MHz)	P <sub>Mea</sub> (dBm)	Path Loss	Antenna Gain(dBi)	Peak ERP(dBm)	Limit(dBm)	Polarization
1420.00	-42.58	0.70	6.00	-39.43	-13.00	H
2130.40	-66.17	0.90	9.80	-59.42	-13.00	V
2840.80	-57.59	1.00	10.70	-50.04	-13.00	V
3545.60	-61.89	1.20	12.20	-53.04	-13.00	H
4253.60	-77.62	1.20	12.40	-68.57	-13.00	H
4962.80	-75.61	1.30	12.50	-66.56	-13.00	H

**LTE Band 17, 5MHz, 16QAM, Channel 23825**

Frequency(MHz)	P <sub>Mea</sub> (dBm)	Path Loss	Antenna Gain(dBi)	Peak ERP(dBm)	Limit(dBm)	Polarization
1431.20	-41.36	0.70	6.00	-38.21	-13.00	H
2146.80	-63.60	0.90	9.80	-56.85	-13.00	V
2862.80	-52.58	1.00	10.70	-45.03	-13.00	V
3572.80	-55.10	1.20	12.20	-46.25	-13.00	H
4294.00	-73.68	1.20	12.40	-64.63	-13.00	V
5010.20	-75.36	1.30	12.50	-66.31	-13.00	H

**LTE Band 17, 5MHz, 64QAM, Channel 23755**

Frequency(MHz)	P <sub>Mea</sub> (dBm)	Path Loss	Antenna Gain(dBi)	Peak ERP(dBm)	Limit(dBm)	Polarization
1408.40	-43.79	0.70	6.00	-40.64	-13.00	H
2112.80	-65.53	0.90	9.80	-58.78	-13.00	V
2817.60	-54.18	1.00	10.70	-46.63	-13.00	V
3516.40	-53.67	1.10	12.20	-44.72	-13.00	H
4226.00	-74.80	1.20	12.40	-65.75	-13.00	V
4931.60	-75.18	1.30	12.50	-66.13	-13.00	H

**LTE Band 17, 5MHz 64QAM, Channel 23790**

Frequency(MHz)	P <sub>Mea</sub> (dBm)	Path Loss	Antenna Gain(dBi)	Peak ERP(dBm)	Limit(dBm)	Polarization
1420.40	-42.35	0.70	6.00	-39.20	-13.00	H
2130.80	-66.99	0.90	9.80	-60.24	-13.00	V
2840.80	-59.71	1.00	10.70	-52.16	-13.00	V
3545.60	-61.84	1.20	12.20	-52.99	-13.00	H
4254.80	-77.55	1.20	12.40	-68.50	-13.00	H
4962.40	-75.53	1.30	12.50	-66.48	-13.00	H

**LTE Band 17, 5MHz, 64QAM, Channel 23825**

Frequency(MHz)	P <sub>Mea</sub> (dBm)	Path Loss	Antenna Gain(dBi)	Peak ERP(dBm)	Limit(dBm)	Polarization
1431.20	-41.58	0.70	6.00	-38.43	-13.00	H
2147.20	-63.75	0.90	9.80	-57.00	-13.00	V
2862.80	-52.58	1.00	10.70	-45.03	-13.00	V
3572.80	-55.81	1.20	12.20	-46.96	-13.00	H
4294.00	-73.22	1.20	12.40	-64.17	-13.00	V
5010.80	-75.43	1.30	12.50	-66.38	-13.00	V

Note: The maximum value of expanded measurement uncertainty for this test item is  $U = 2.72\text{dB}(30\text{MHz}-3\text{GHz})/3.60\text{dB}(3\text{GHz}-18\text{GHz})/3.58\text{dB}(18\text{GHz}-40\text{GHz})$ ,  $k = 2$



**LTE Band 66, 1.4MHz QPSK, Channel 131979**

Frequency(MHz)	P <sub>Mea</sub> (dBm)	Path Loss	Antenna Gain(dBi)	Peak EIRP(dBm)	Limit(dBm)	Polarization
3415.20	-49.56	1.20	11.50	-39.26	-13.00	V
5130.80	-58.61	1.30	12.50	-47.41	-13.00	V
6841.20	-67.74	1.80	12.40	-57.14	-13.00	V
8086.43	-66.44	1.80	11.30	-56.94	-13.00	H
9703.80	-66.06	2.20	11.20	-57.06	-13.00	V
11319.70	-61.66	2.60	10.50	-53.76	-13.00	V

**LTE Band 66, 1.4MHz, QPSK, Channel 132322**

Frequency(MHz)	P <sub>Mea</sub> (dBm)	Path Loss	Antenna Gain(dBi)	Peak EIRP(dBm)	Limit(dBm)	Polarization
3484.40	-46.20	1.10	11.50	-35.80	-13.00	H
5235.20	-58.27	1.80	12.50	-47.57	-13.00	H
6980.40	-68.87	1.80	12.40	-58.27	-13.00	H
8725.53	-69.75	2.00	12.00	-59.75	-13.00	V
10469.03	-64.86	2.30	11.30	-55.86	-13.00	V
12215.47	-64.11	2.60	12.60	-54.11	-13.00	V

**LTE Band 66, 1.4MHz, QPSK, Channel 132665**

Frequency(MHz)	P <sub>Mea</sub> (dBm)	Path Loss	Antenna Gain(dBi)	Peak EIRP(dBm)	Limit(dBm)	Polarization
3553.60	-45.46	1.20	12.20	-34.46	-13.00	H
5339.20	-59.72	1.30	12.50	-48.52	-13.00	H
7118.80	-68.30	1.90	12.00	-58.20	-13.00	H
8898.97	-68.73	1.90	12.00	-58.63	-13.00	V
10678.40	-64.13	2.40	10.80	-55.73	-13.00	H
12456.00	-63.48	2.60	12.60	-53.48	-13.00	V



**LTE Band 66, 1.4MHz, 16QAM, Channel 131979**

Frequency(MHz)	P <sub>Mea</sub> (dBm)	Path Loss	Antenna Gain(dBi)	Peak EIRP(dBm)	Limit(dBm)	Polarization
3414.80	-49.87	1.20	11.50	-39.57	-13.00	V
5130.80	-59.99	1.30	12.50	-48.79	-13.00	V
6841.20	-67.62	1.80	12.40	-57.02	-13.00	V
8083.13	-68.54	1.80	11.30	-59.04	-13.00	H
9703.43	-65.92	2.20	11.20	-56.92	-13.00	V
11319.33	-61.49	2.60	10.50	-53.59	-13.00	V

**LTE Band 66, 1.4MHz, 16QAM, Channel 132322**

Frequency(MHz)	P <sub>Mea</sub> (dBm)	Path Loss	Antenna Gain(dBi)	Peak EIRP(dBm)	Limit(dBm)	Polarization
3484.00	-46.12	1.10	11.50	-35.72	-13.00	H
5235.20	-57.70	1.80	12.50	-47.00	-13.00	H
6980.40	-68.59	1.80	12.40	-57.99	-13.00	H
8725.53	-69.78	2.00	12.00	-59.78	-13.00	V
10469.40	-65.12	2.30	11.30	-56.12	-13.00	V
12220.60	-63.84	2.60	12.60	-53.84	-13.00	V

**LTE Band 66, 1.4MHz, 16QAM, Channel 132665**

Frequency(MHz)	P <sub>Mea</sub> (dBm)	Path Loss	Antenna Gain(dBi)	Peak EIRP(dBm)	Limit(dBm)	Polarization
3552.80	-52.82	1.20	12.20	-41.82	-13.00	V
5339.20	-69.12	1.30	12.50	-57.92	-13.00	V
7117.33	-69.28	1.90	12.00	-59.18	-13.00	H
8897.13	-68.66	1.90	12.00	-58.56	-13.00	H
10679.87	-63.99	2.40	10.80	-55.59	-13.00	H
12458.93	-63.34	2.60	12.60	-53.34	-13.00	V

**LTE Band 66, 1.4MHz, 64QAM, Channel 131979**

Frequency(MHz)	P <sub>Mea</sub> (dBm)	Path Loss	Antenna Gain(dBi)	Peak EIRP(dBm)	Limit(dBm)	Polarization
3414.80	-50.09	1.20	11.50	-39.79	-13.00	V
5130.80	-60.02	1.30	12.50	-48.82	-13.00	V
6841.20	-67.29	1.80	12.40	-56.69	-13.00	V
8085.33	-68.61	1.80	11.30	-59.11	-13.00	H
9703.43	-66.12	2.20	11.20	-57.12	-13.00	V
11318.23	-61.55	2.60	10.50	-53.65	-13.00	V

**LTE Band 66, 1.4MHz, 64QAM, Channel 132322**

Frequency(MHz)	P <sub>Mea</sub> (dBm)	Path Loss	Antenna Gain(dBi)	Peak EIRP(dBm)	Limit(dBm)	Polarization
3484.40	-46.13	1.10	11.50	-35.73	-13.00	H
5235.20	-57.88	1.80	12.50	-47.18	-13.00	H
6980.40	-68.63	1.80	12.40	-58.03	-13.00	H
8725.53	-69.95	2.00	12.00	-59.95	-13.00	V
10470.50	-64.70	2.30	11.30	-55.70	-13.00	H
12200.07	-64.15	2.60	12.60	-54.15	-13.00	V

**LTE Band 66, 1.4MHz, 64QAM, Channel 132665**

Frequency(MHz)	P <sub>Mea</sub> (dBm)	Path Loss	Antenna Gain(dBi)	Peak EIRP(dBm)	Limit(dBm)	Polarization
3553.20	-46.22	1.20	12.20	-35.22	-13.00	H
5339.20	-58.85	1.30	12.50	-47.65	-13.00	H
7118.80	-68.46	1.90	12.00	-58.36	-13.00	H
8898.23	-68.79	1.90	12.00	-58.69	-13.00	H
10679.13	-64.11	2.40	10.80	-55.71	-13.00	H
12450.13	-63.15	2.60	12.60	-53.15	-13.00	V

Note: The maximum value of expanded measurement uncertainty for this test item is  $U = 2.72\text{dB}(30\text{MHz}-3\text{GHz})/3.60\text{dB}(3\text{GHz}-18\text{GHz})/3.58\text{dB}(18\text{GHz}-40\text{GHz})$ ,  $k = 2$



**Spot check of Variant TA-1339**

**LTE Band 7, 5 MHz, QPSK, Channel 21425**

Frequency(MHz)	P <sub>Mea</sub> (dBm)	Path Loss	Antenna Gain(dBi)	Peak EIRP(dBm)	Limit(dBm)	Polarization
16978.13	-56.19	2.90	16.50	-42.59	-25.00	H
17366.88	-54.23	3.20	14.50	-42.93	-25.00	H
17521.88	-50.99	2.90	12.80	-41.09	-25.00	H
17591.88	-50.69	3.30	12.80	-41.19	-25.00	H
17839.38	-50.79	3.60	12.80	-41.59	-25.00	H
17996.88	-48.86	3.20	12.80	-39.26	-25.00	H

Note: The maximum value of expanded measurement uncertainty for this test item is  $U = 2.72\text{dB}(30\text{MHz}-3\text{GHz})/3.60\text{dB}(3\text{GHz}-18\text{GHz})/3.58\text{dB}(18\text{GHz}-40\text{GHz})$ ,  $k = 2$



### **A.3 FREQUENCY STABILITY**

#### **Reference**

FCC: CFR Part 2.1055, 22.355, 24.235, 27.54.

#### **A.3.1 Method of Measurement**

In order to measure the carrier frequency under the condition of AFC lock, it is necessary to make measurements with the EUT in a “call mode”. This is accomplished with the use of R&S CMW500 DIGITAL RADIO COMMUNICATION TESTER.

1. Measure the carrier frequency at room temperature.
2. Subject the EUT to overnight soak at -10°C.
3. With the EUT, powered via nominal voltage, connected to the CMW500 and in a simulated call on middle channel, measure the carrier frequency. These measurements should be made within 2 minutes of Powering up the EUT, to prevent significant self-warming.
4. Repeat the above measurements at 10°C increments from -10°C to +50°C. Allow at least 1.5 hours at each temperature, unpowered, before making measurements.
5. Re-measure carrier frequency at room temperature with nominal voltage. Vary supply voltage from minimum voltage to maximum voltage, in 0.1Volt increments re-measuring carrier frequency at each voltage. Pause at nominal voltage for 1.5 hours unpowered, to allow any self-heating to stabilize, before continuing.
6. Subject the EUT to overnight soak at +50°C.
7. With the EUT, powered via nominal voltage, connected to the CMW500 and in a simulated call on the centre channel, measure the carrier frequency. These measurements should be made within 2 minutes of Powering up the EUT, to prevent significant self-warming.
8. Repeat the above measurements at 10 °C increments from +50°C to -10°C. Allow at least 1.5 hours at each temperature, unpowered, before making measurements.
9. At all temperature levels hold the temperature to +/- 0.5°C during the measurement procedure.

#### **A.3.2 Measurement Limit**

According to the JTC standard the frequency stability of the carrier shall be accurate to within 0.1 ppm of the received frequency from the base station. This accuracy is sufficient to meet Sec. 24.235, Frequency Stability. The frequency stability shall be sufficient to ensure that the fundamental emission stays within the authorized frequency block. As this transceiver is considered "Hand carried, battery powered equipment" Section 2.1055(d) (2) applies. This requires that the lower voltage for frequency stability testing be specified by the manufacturer. This transceiver is specified to operate with an input voltage of between 3.60V and 4.35V, with a nominal voltage of 3.80V. Operation above or below these voltage limits is prohibited by transceiver software in order to prevent improper operation as well as to protect components from overstress. These voltages represent a tolerance from -5.4% to 10.8%. For the purposes of measuring frequency stability these voltage limits are to be used.

### A.3.3 Measurement results

#### LTE Band 2, 1.4MHz bandwidth (worst case of all bandwidths)

##### Frequency Error vs Voltage

Voltage (V)	Frequency error (Hz)			Frequency error (ppm)		
	QPSK	16QAM	64QAM	QPSK	16QAM	64QAM
3.60	23	19	11	0.012	0.010	0.006
3.80	15	15	14	0.008	0.008	0.007
4.35	6	28	27	0.003	0.015	0.014

##### Frequency Error vs Temperature

Temperature (°C)	Frequency error (Hz)			Frequency error (ppm)		
	QPSK	16QAM	64QAM	QPSK	16QAM	64QAM
-10	12	9	22	0.006	0.005	0.012
0	15	12	12	0.008	0.006	0.006
10	14	11	14	0.007	0.006	0.007
20	17	14	27	0.009	0.007	0.014
30	22	17	28	0.012	0.009	0.015
40	16	15	23	0.009	0.008	0.012
50	23	16	22	0.012	0.009	0.012

Expanded measurement uncertainty is 10 Hz,  $k = 2$

#### LTE Band 4, 1.4MHz bandwidth (worst case of all bandwidths)

##### Frequency Error vs Voltage

Voltage (V)	Frequency error (Hz)			Frequency error (ppm)		
	QPSK	16QAM	64QAM	QPSK	16QAM	64QAM
3.60	12	9	11	0.007	0.005	0.006
3.80	14	6	15	0.008	0.003	0.009
4.35	11	11	17	0.006	0.006	0.010

##### Frequency Error vs Temperature

Temperature (°C)	Frequency error (Hz)			Frequency error (ppm)		
	QPSK	16QAM	64QAM	QPSK	16QAM	64QAM
-10	15	23	32	0.009	0.013	0.018
0	14	26	15	0.008	0.015	0.009
10	12	25	11	0.007	0.014	0.006
20	18	24	8	0.010	0.014	0.005
30	15	18	16	0.009	0.010	0.009
40	22	28	25	0.013	0.016	0.014
50	26	29	27	0.015	0.017	0.016

Expanded measurement uncertainty is 10Hz,  $k = 2$



**LTE Band 5, 1.4MHz bandwidth (worst case of all bandwidths)**

**Frequency Error vs Voltage**

Voltage (V)	Frequency error (Hz)			Frequency error (ppm)		
	QPSK	16QAM	64QAM	QPSK	16QAM	64QAM
3.60	9	8	11	0.011	0.010	0.013
3.80	5	5	4	0.006	0.006	0.005
4.35	17	14	7	0.020	0.017	0.008

**Frequency Error vs Temperature**

Temperature (°C)	Frequency error (Hz)			Frequency error (ppm)		
	QPSK	16QAM	64QAM	QPSK	16QAM	64QAM
-10	9	3	9	0.011	0.004	0.011
0	6	6	5	0.007	0.007	0.006
10	1	11	14	0.001	0.013	0.017
20	4	25	12	0.005	0.030	0.014
30	3	14	11	0.004	0.017	0.013
40	15	7	7	0.018	0.008	0.008
50	8	9	6	0.010	0.011	0.007

Expanded measurement uncertainty is 10Hz,  $k = 2$

**LTE Band 7, 5MHz bandwidth (worst case of all bandwidths)**

**Frequency Error vs Voltage**

Voltage (V)	Frequency error (Hz)			Frequency error (ppm)		
	QPSK	16QAM	64QAM	QPSK	16QAM	64QAM
3.60	2	8	9	0.001	0.003	0.004
3.80	6	5	8	0.002	0.002	0.003
4.35	14	4	2	0.006	0.002	0.001

**Frequency Error vs Temperature**

Temperature (°C)	Frequency error (Hz)			Frequency error (ppm)		
	QPSK	16QAM	64QAM	QPSK	16QAM	64QAM
-10	3	24	16	0.001	0.009	0.006
0	11	4	2	0.004	0.002	0.001
10	4	18	4	0.002	0.007	0.002
20	7	7	7	0.003	0.003	0.003
30	15	22	18	0.006	0.009	0.007
40	12	15	5	0.005	0.006	0.002
50	11	13	23	0.004	0.005	0.009

Expanded measurement uncertainty is 10 Hz,  $k = 2$



**LTE Band 12, 1.4MHz bandwidth (worst case of all bandwidths)**

**Frequency Error vs Voltage**

Voltage (V)	Frequency error (Hz)			Frequency error (ppm)		
	QPSK	16QAM	64QAM	QPSK	16QAM	64QAM
3.60	6	12	13	0.008	0.017	0.018
3.80	4	5	26	0.006	0.007	0.037
4.35	11	7	5	0.016	0.010	0.007

**Frequency Error vs Temperature**

Temperature (°C)	Frequency error (Hz)			Frequency error (ppm)		
	QPSK	16QAM	64QAM	QPSK	16QAM	64QAM
-10	22	13	22	0.031	0.018	0.031
0	16	15	156	0.023	0.021	0.220
10	15	25	14	0.021	0.035	0.020
20	14	14	17	0.020	0.020	0.024
30	7	7	11	0.010	0.010	0.016
40	8	8	5	0.011	0.011	0.007
50	11	16	9	0.016	0.023	0.013

Expanded measurement uncertainty is 10Hz, k = 2

**LTE Band 17, 5MHz bandwidth (worst case of all bandwidths)**

**Frequency Error vs Voltage**

Voltage (V)	Frequency error (Hz)			Frequency error (ppm)		
	QPSK	16QAM	64QAM	QPSK	16QAM	64QAM
3.60	16	23	9	0.020	0.029	0.012
3.80	5	15	6	0.006	0.019	0.008
4.35	18	17	14	0.023	0.022	0.018

**Frequency Error vs Temperature**

Temperature (°C)	Frequency error (Hz)			Frequency error (ppm)		
	QPSK	16QAM	64QAM	QPSK	16QAM	64QAM
-10	15	16	21	0.019	0.020	0.027
0	14	25	15	0.018	0.032	0.019
10	7	17	3	0.009	0.022	0.004
20	8	14	7	0.010	0.018	0.009
30	5	8	14	0.006	0.010	0.018
40	19	6	15	0.024	0.008	0.019
50	26	15	22	0.033	0.019	0.028

Expanded measurement uncertainty is 10Hz, k = 2



**LTE Band 66, 1.4MHz bandwidth (worst case of all bandwidths)****Frequency Error vs Voltage**

Voltage (V)	Frequency error (Hz)			Frequency error (ppm)		
	QPSK	16QAM	64QAM	QPSK	16QAM	64QAM
3.60	13	9	17	0.007	0.005	0.010
3.80	15	15	15	0.009	0.009	0.009
4.35	7	7	16	0.004	0.004	0.009

**Frequency Error vs Temperature**

Temperature (°C)	Frequency error (Hz)			Frequency error (ppm)		
	QPSK	16QAM	64QAM	QPSK	16QAM	64QAM
-10	19	14	16	0.011	0.008	0.009
0	15	19	25	0.009	0.011	0.014
10	12	22	14	0.007	0.013	0.008
20	14	15	17	0.008	0.009	0.010
30	11	7	22	0.006	0.004	0.013
40	17	16	18	0.010	0.009	0.010
50	22	13	21	0.013	0.007	0.012

Expanded measurement uncertainty is 10Hz, k = 2

**A.4 OCCUPIED BANDWIDTH**

**Reference**

FCC: CFR Part 2.1049, 22.917, 24.238, 27.53.

**A.4.1 Occupied Bandwidth Results**

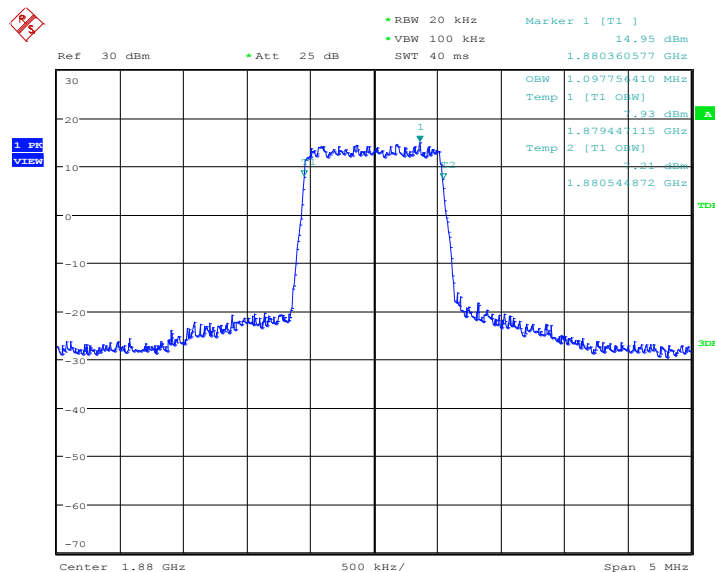
Occupied bandwidth measurements are only provided for selected frequencies in order to reduce the amount of submitted data. Data were taken at the extreme and mid frequencies of the US Cellular/PCS frequency bands. The table below lists the measured 99% BW. Spectrum analyzer plots are included on the following pages.

- a) The spectrum analyzer center frequency is set to the nominal EUT channel center frequency. The frequency span for the spectrum analyzer shall be set wide enough to capture all modulation products including the emission skirts (i.e., two to five times the OBW).
- b) The nominal IF filter bandwidth (3 dB RBW) shall be in the range of 1 to 5 % of the anticipated OBW, and the VBW shall be at least 3 times the RBW.
- c) Set the reference level of the instrument as required to keep the signal from exceeding the maximum input mixer level for linear operation. In general, the peak of the spectral envelope must be at least 10log (OBW / RBW) below the reference level.
- d) Set the detection mode to peak, and the trace mode to max hold.
- e) Use the 99 % power bandwidth function of the spectrum analyzer and report the measured bandwidth.

**LTE band 2, 1.4MHz (99% BW)**

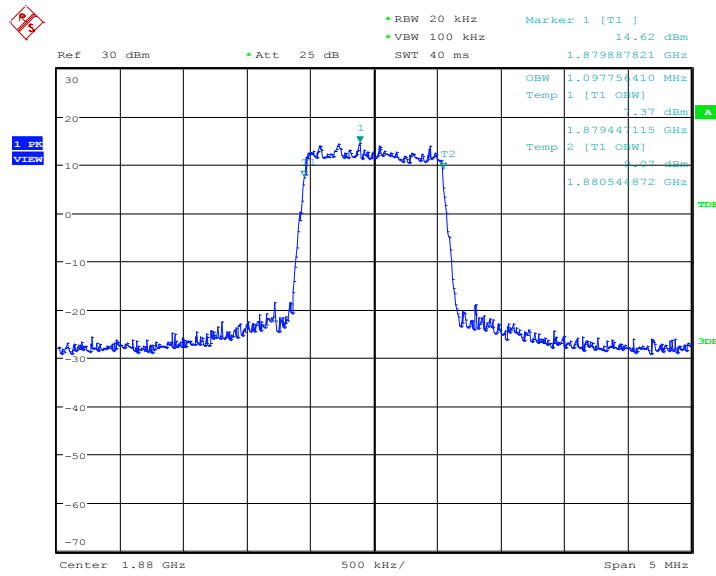
Frequency(MHz)	Occupied Bandwidth (99% BW)(kHz)		
	QPSK	16QAM	64QAM
1880.0	1097.76	1097.76	1089.74

**LTE band 2, 1.4MHz Bandwidth, QPSK (99% BW)**



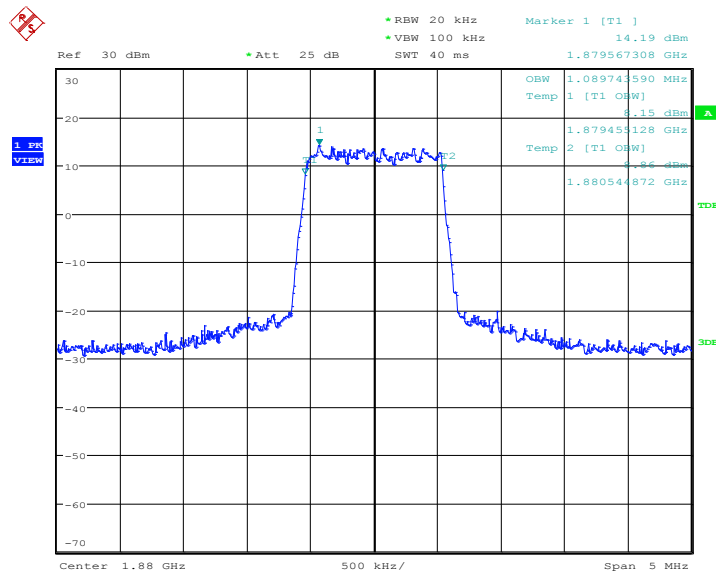
Date: 23.FEB.2021 08:48:52

**LTE band 2, 1.4MHz Bandwidth, 16QAM (99% BW)**



Date: 23.FEB.2021 08:49:06

**LTE band 2, 1.4MHz Bandwidth, 64QAM (99% BW)**



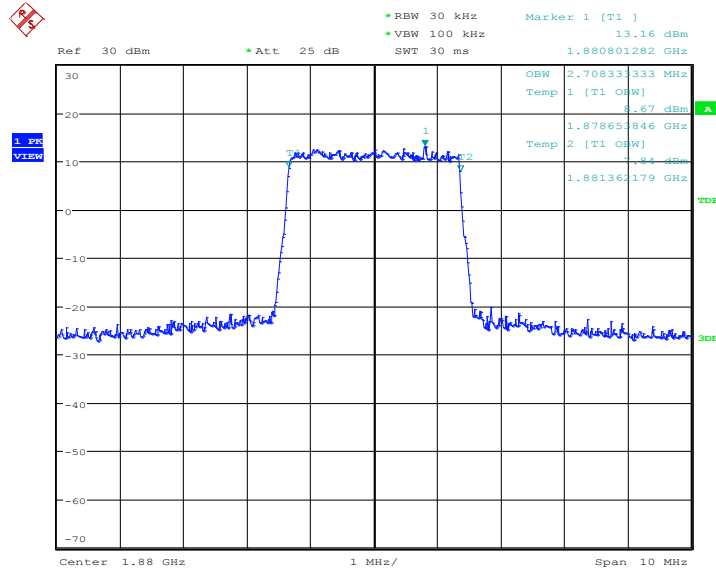
Date: 23.FEB.2021 07:44:23



**LTE band 2, 3MHz (99% BW)**

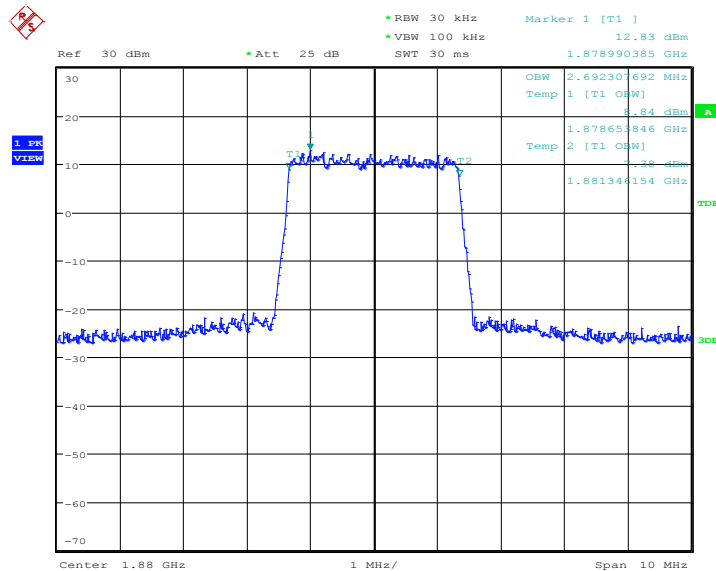
Frequency(MHz)	Occupied Bandwidth (99% BW)(kHz)		
	QPSK	16QAM	64QAM
1880.0	2708.33	2692.31	2708.33

**LTE band 2, 3MHz Bandwidth, QPSK (99% BW)**



Date: 23.FEB.2021 08:51:10

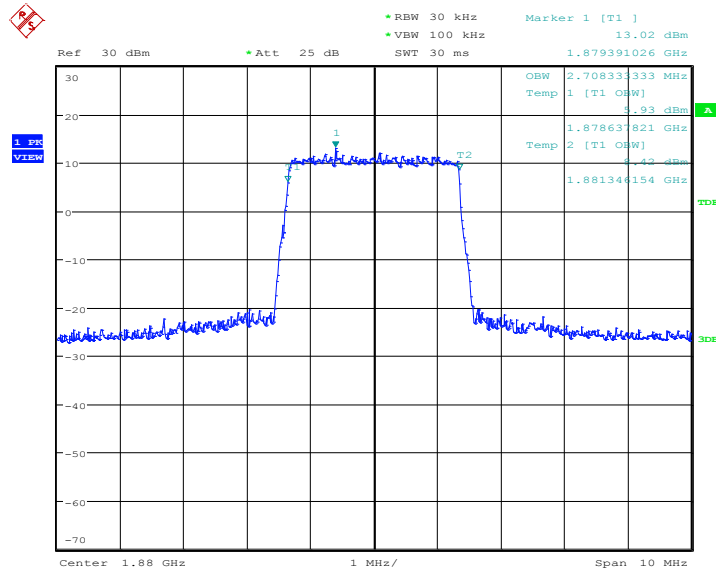
**LTE band 2, 3MHz Bandwidth, 16QAM (99% BW)**



Date: 23.FEB.2021 08:51:24



LTE band 2, 3MHz Bandwidth, 64QAM (99% BW)

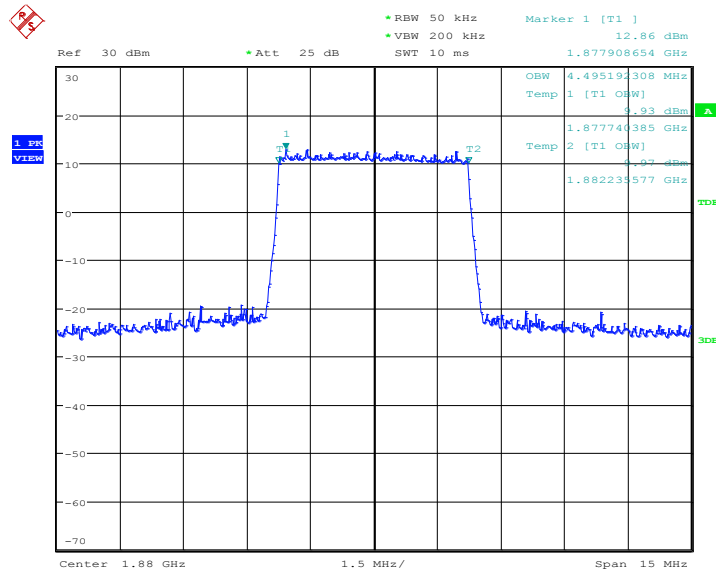


Date: 23.FEB.2021 07:46:12

**LTE band 2, 5MHz (99% BW)**

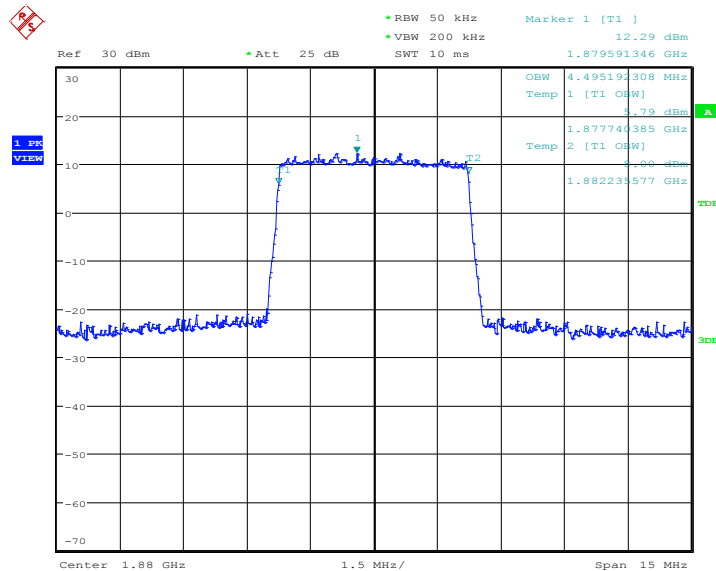
Frequency(MHz)	Occupied Bandwidth (99% BW)(kHz)		
	QPSK	16QAM	64QAM
1880.0	4495.19	4495.19	4471.15

**LTE band 2, 5MHz Bandwidth, QPSK (99% BW)**



Date: 23.FEB.2021 08:53:28

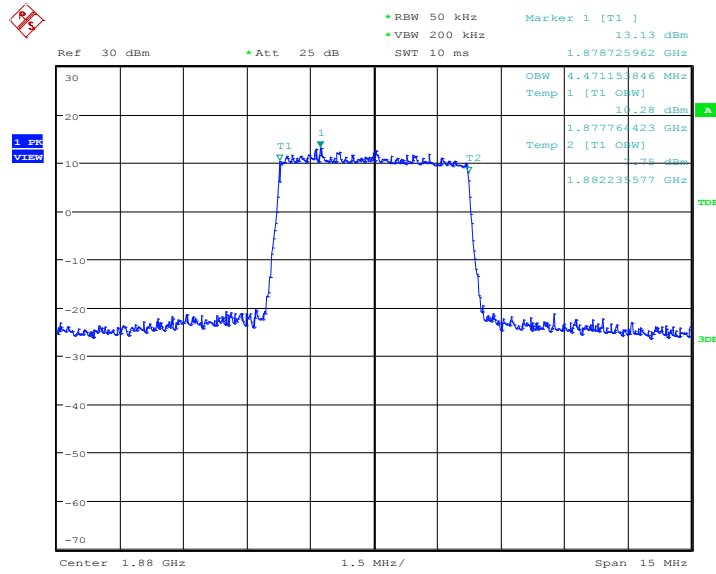
**LTE band 2, 5MHz Bandwidth,16QAM (99% BW)**



Date: 23.FEB.2021 08:53:41



LTE band 2, 5MHz Bandwidth,64QAM (99% BW)



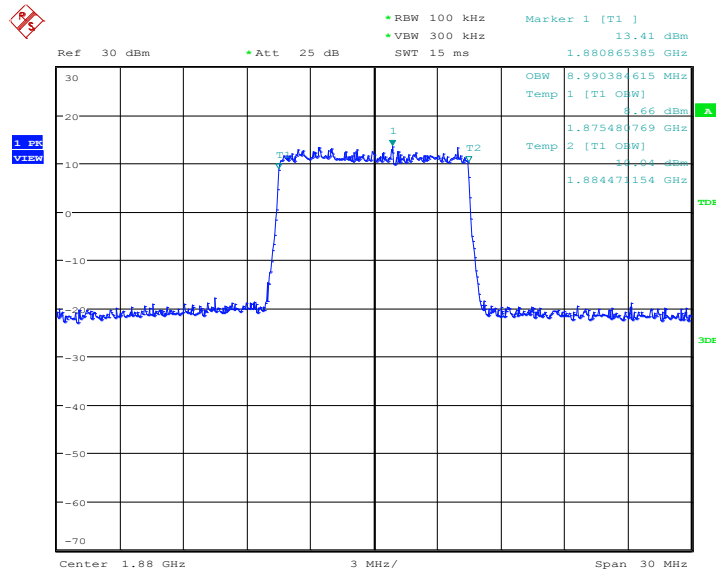
Date: 23.FEB.2021 07:48:00



**LTE band 2, 10MHz (99% BW)**

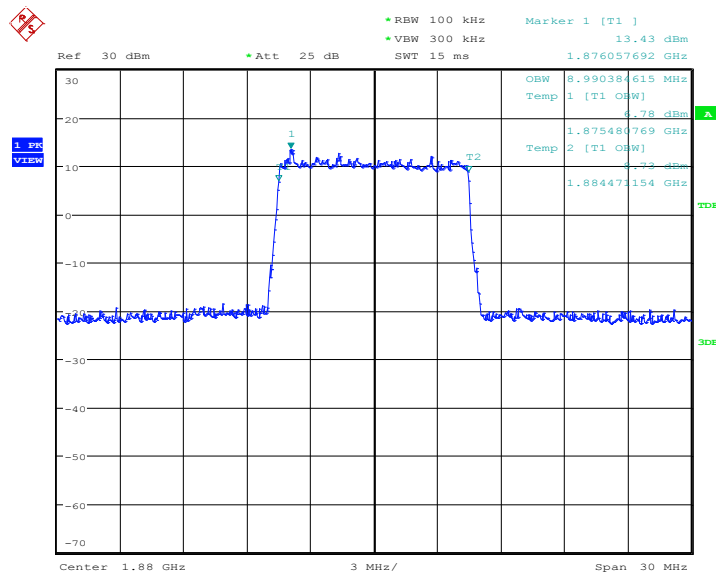
Frequency(MHz)	Occupied Bandwidth (99% BW)(kHz)		
	QPSK	16QAM	64QAM
1880.0	8990.38	8990.38	8990.38

**LTE band 2, 10MHz Bandwidth, QPSK (99% BW)**



Date: 23.FEB.2021 08:55:45

**LTE band 2, 10MHz Bandwidth, 16QAM (99% BW)**

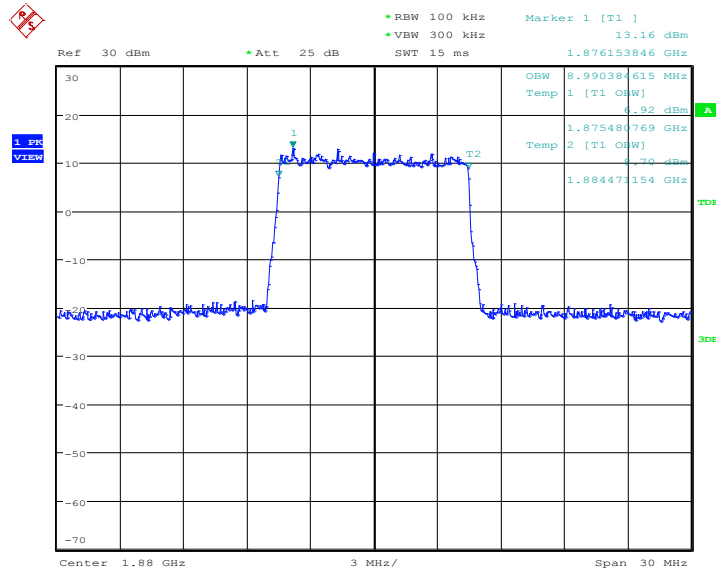


Date: 23.FEB.2021 08:55:59





LTE band 2, 10MHz Bandwidth, 64QAM (99% BW)



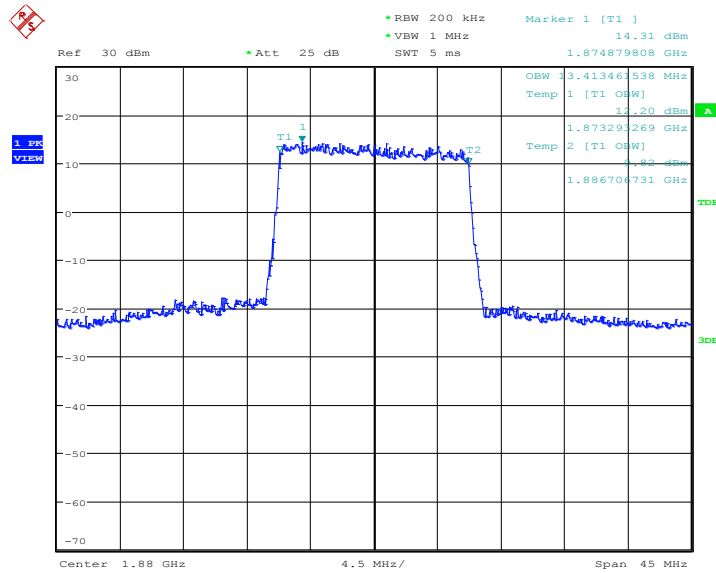
Date: 23.FEB.2021 07:49:48



**LTE band 2, 15MHz (99% BW)**

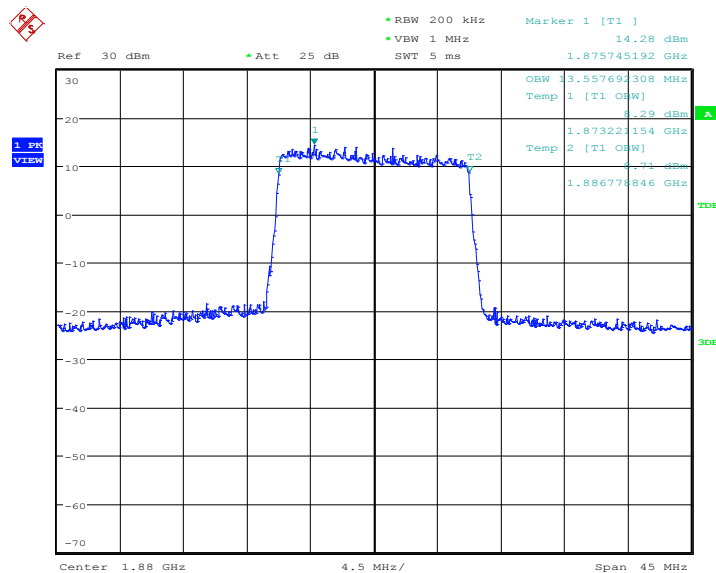
Frequency(MHz)	Occupied Bandwidth (99% BW)(kHz)		
	QPSK	16QAM	64QAM
1880.0	13413.46	13557.69	13485.58

**LTE band 2, 15MHz Bandwidth, QPSK (99% BW)**



Date: 23.FEB.2021 08:58:03

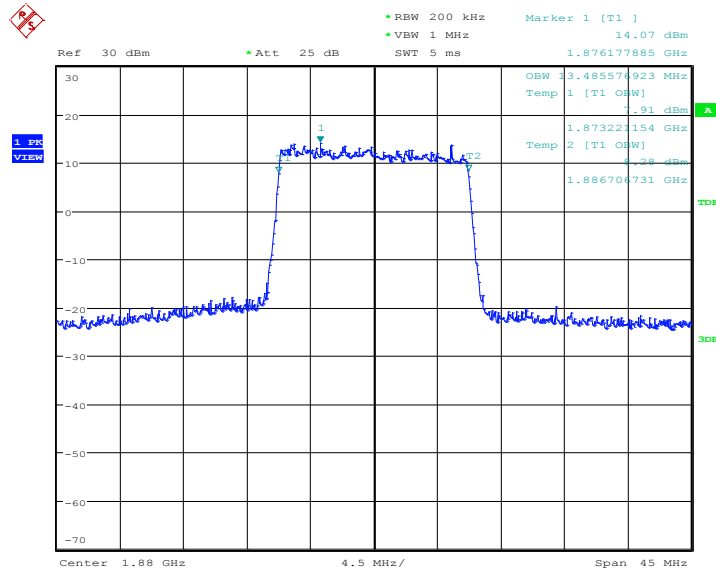
**LTE band 2, 15MHz Bandwidth, 16QAM (99% BW)**



Date: 23.FEB.2021 08:58:17



LTE band 2, 15MHz Bandwidth, 64QAM (99% BW)



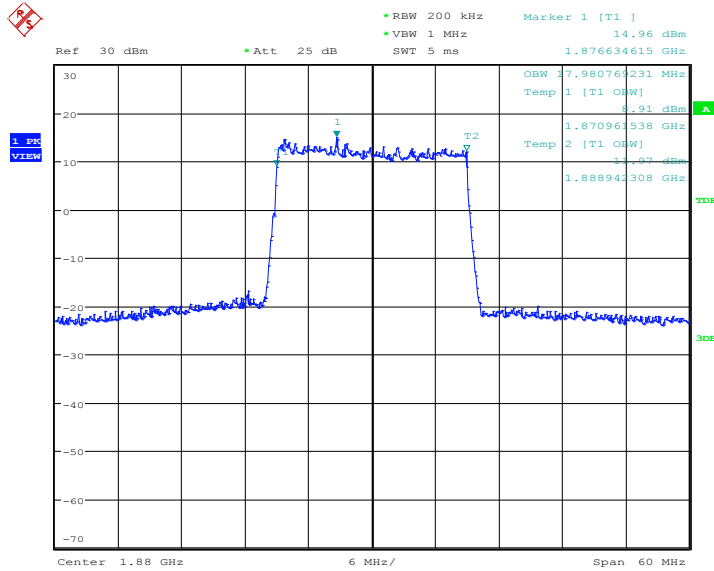
Date: 23.FEB.2021 07:51:36



**LTE band 2, 20MHz (99% BW)**

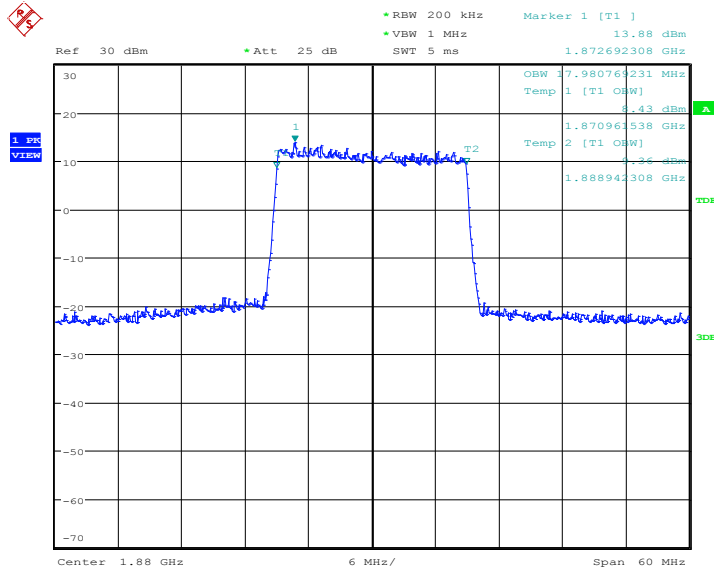
Frequency(MHz)	Occupied Bandwidth (99% BW)(kHz)		
	QPSK	16QAM	64QAM
1880.0	17980.77	17980.77	17980.77

**LTE band 2, 20MHz Bandwidth, QPSK (99% BW)**



Date: 23.FEB.2021 09:00:21

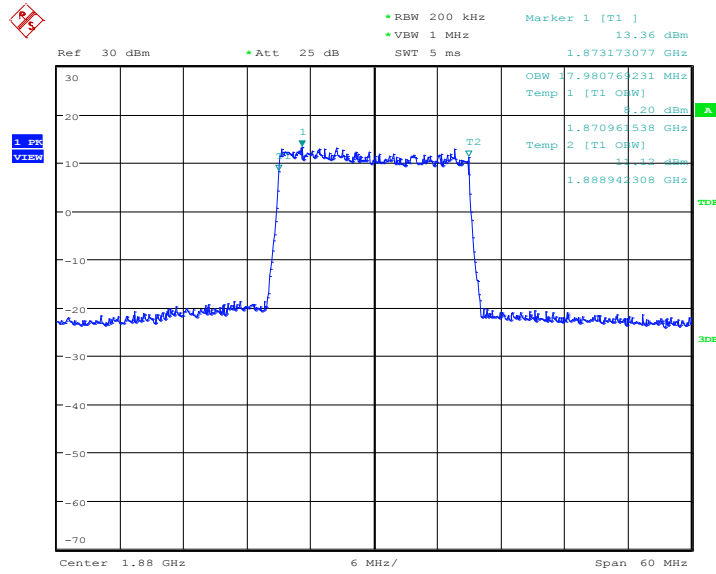
**LTE band 2, 20MHz Bandwidth, 16QAM (99% BW)**



Date: 23.FEB.2021 09:00:35



LTE band 2, 20MHz Bandwidth, 64QAM (99% BW)

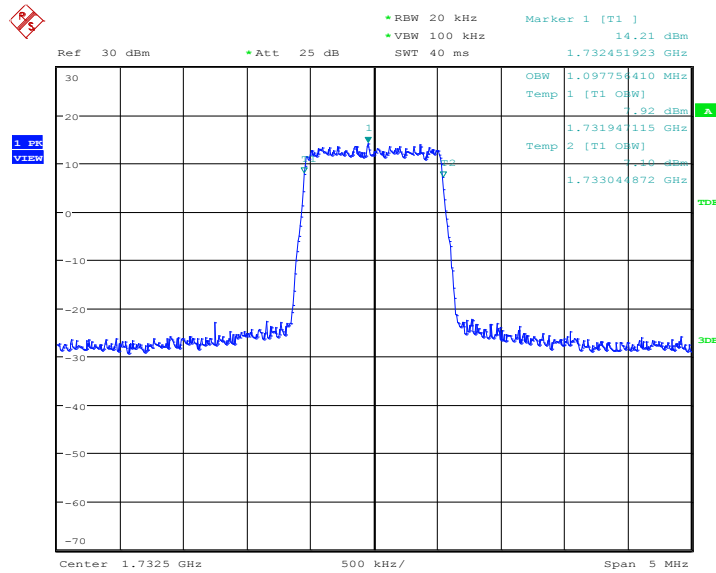


Date: 23.FEB.2021 07:53:25

**LTE band 4, 1.4MHz (99% BW)**

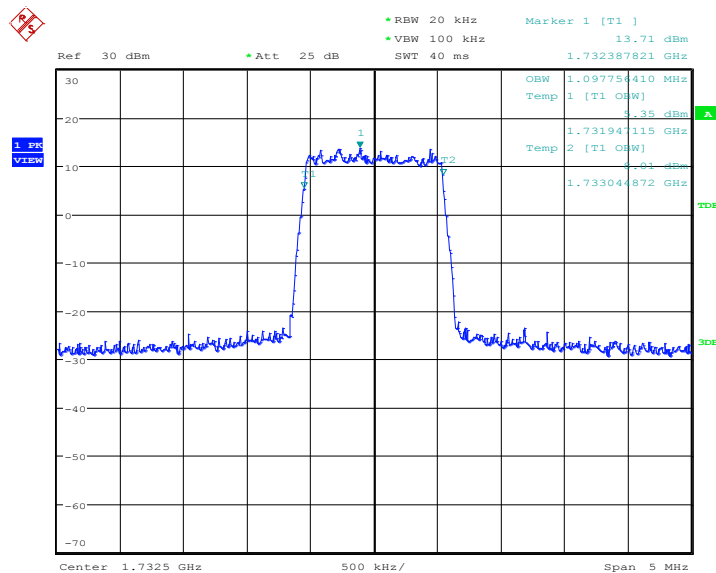
Frequency(MHz)	Occupied Bandwidth (99% BW)(kHz)		
	QPSK	16QAM	64QAM
1732.5	1097.76	1097.76	1089.74

**LTE band 4, 1.4MHz Bandwidth, QPSK (99% BW)**



Date: 23.FEB.2021 09:02:44

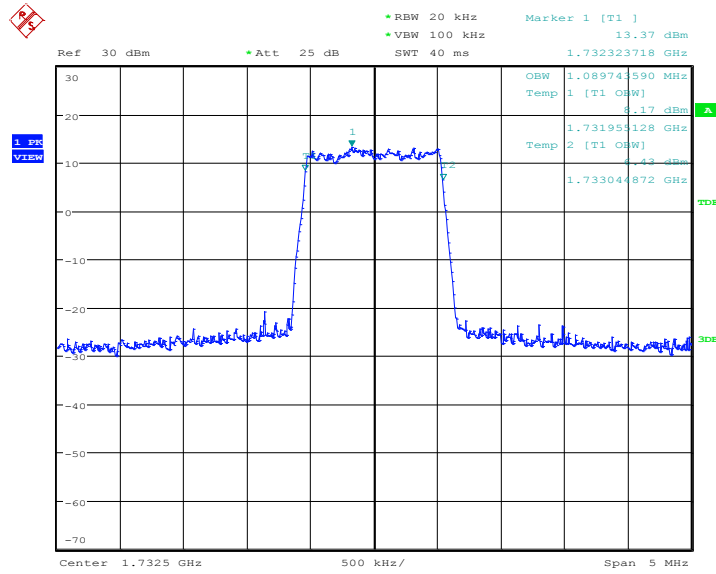
**LTE band 4, 1.4MHz Bandwidth, 16QAM (99% BW)**



Date: 23.FEB.2021 09:02:58



LTE band 4, 1.4MHz Bandwidth, 64QAM (99% BW)



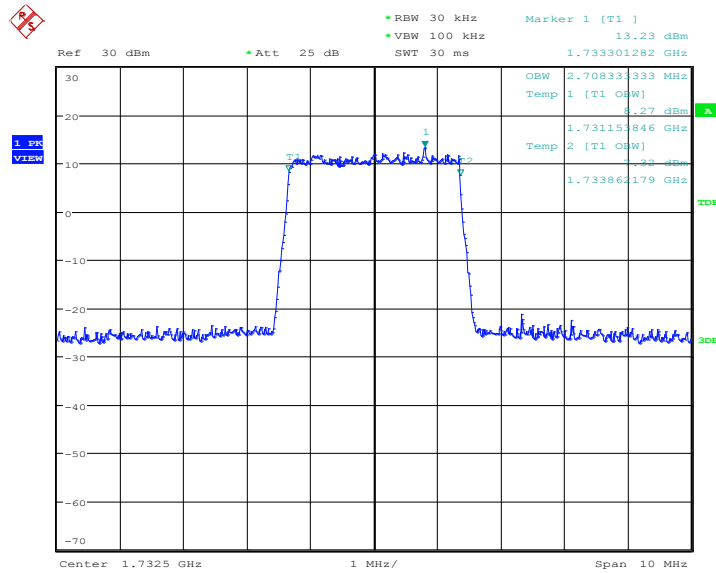
Date: 23.FEB.2021 07:55:17



**LTE band 4, 3MHz (99% BW)**

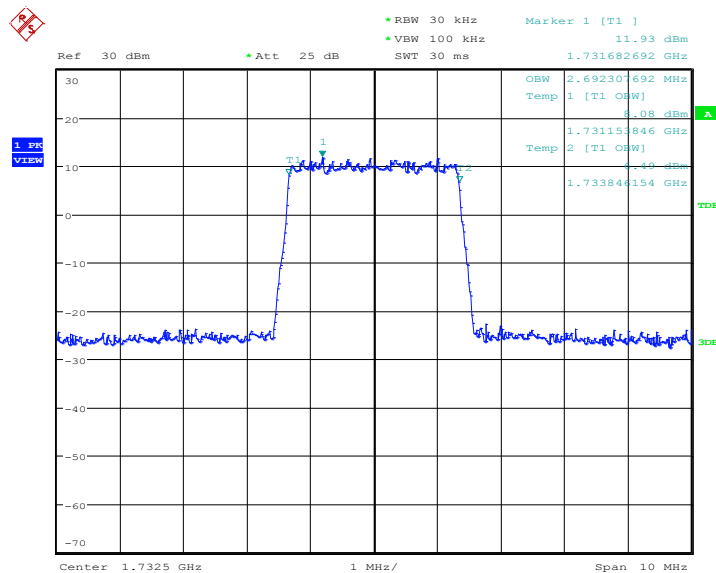
Frequency(MHz)	Occupied Bandwidth (99% BW)(kHz)		
1732.5	QPSK	16QAM	64QAM
	2708.33	2692.31	2708.33

**LTE band 4, 3MHz Bandwidth, QPSK (99% BW)**



Date: 23.FEB.2021 09:05:02

**LTE band 4, 3MHz Bandwidth, 16QAM (99% BW)**

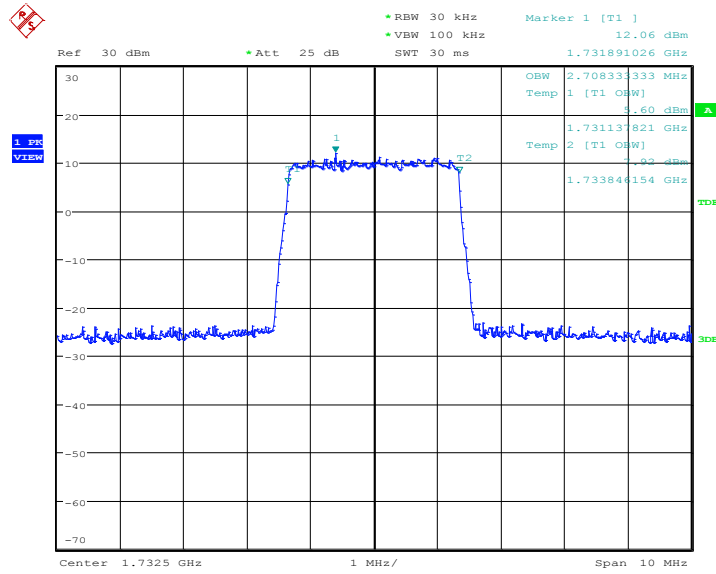


Date: 23.FEB.2021 09:05:16





LTE band 4, 3MHz Bandwidth, 64QAM (99% BW)



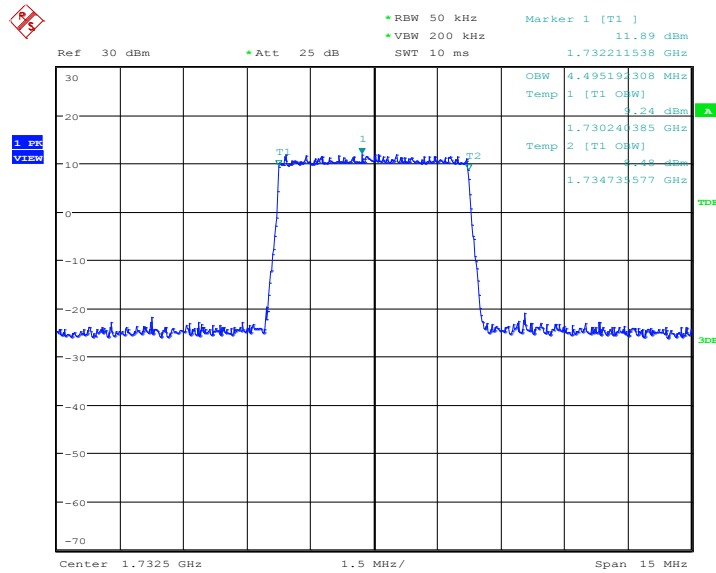
Date: 23.FEB.2021 07:57:05



**LTE band 4, 5MHz (99% BW)**

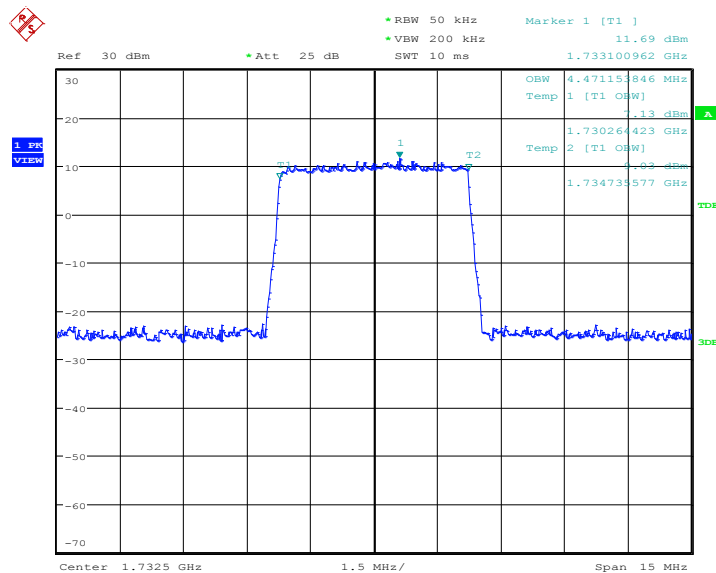
Frequency(MHz)	Occupied Bandwidth (99% BW)(kHz)		
	QPSK	16QAM	64QAM
1732.5	4495.19	4471.15	4495.19

**LTE band 4, 5MHz Bandwidth, QPSK (99% BW)**



Date: 23.FEB.2021 09:07:20

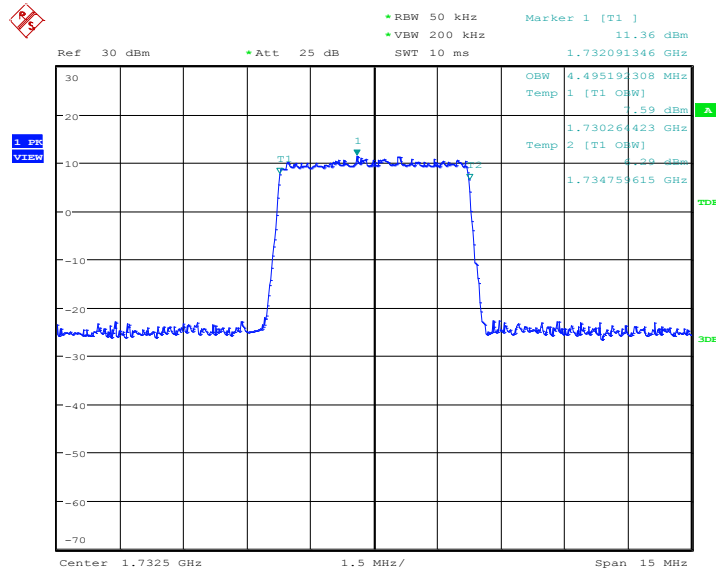
**LTE band 4, 5MHz Bandwidth,16QAM (99% BW)**



Date: 23.FEB.2021 09:07:33



LTE band 4, 5MHz Bandwidth,64QAM (99% BW)



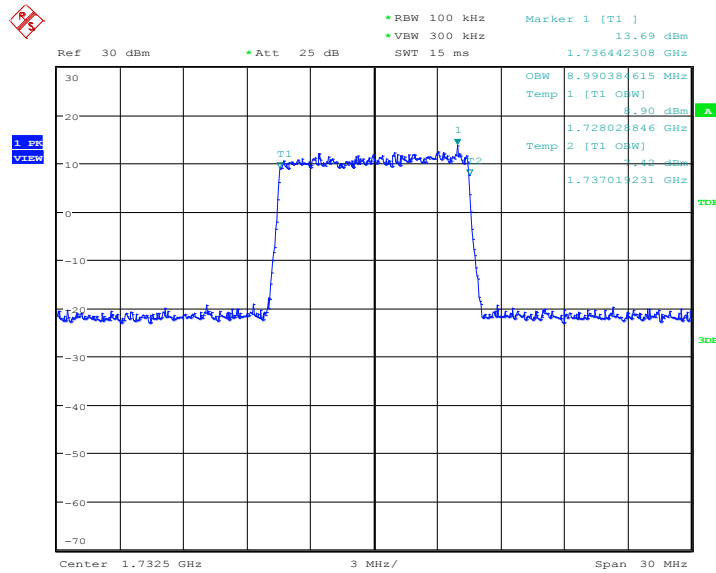
Date: 23.FEB.2021 07:58:54



LTE band 4, 10MHz (99% BW)

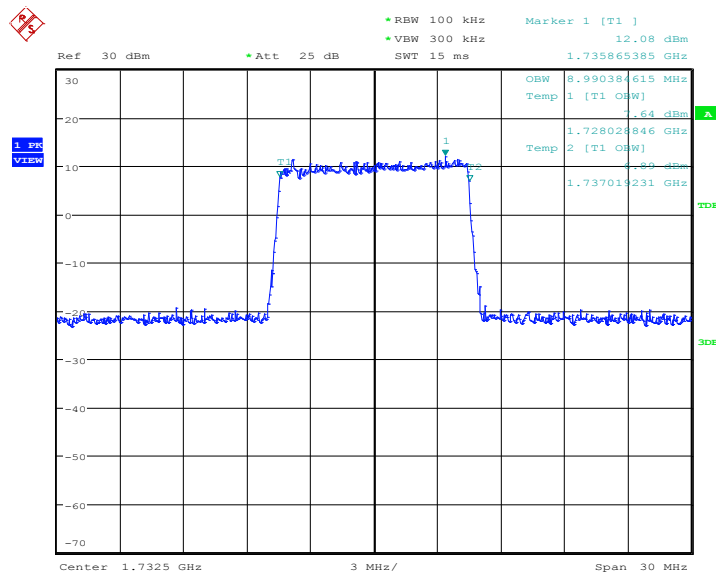
Frequency(MHz)	Occupied Bandwidth (99% BW)(kHz)		
	QPSK	16QAM	64QAM
1732.5	8990.38	8990.38	8990.38

LTE band 4, 10MHz Bandwidth, QPSK (99% BW)



Date: 23.FEB.2021 09:09:37

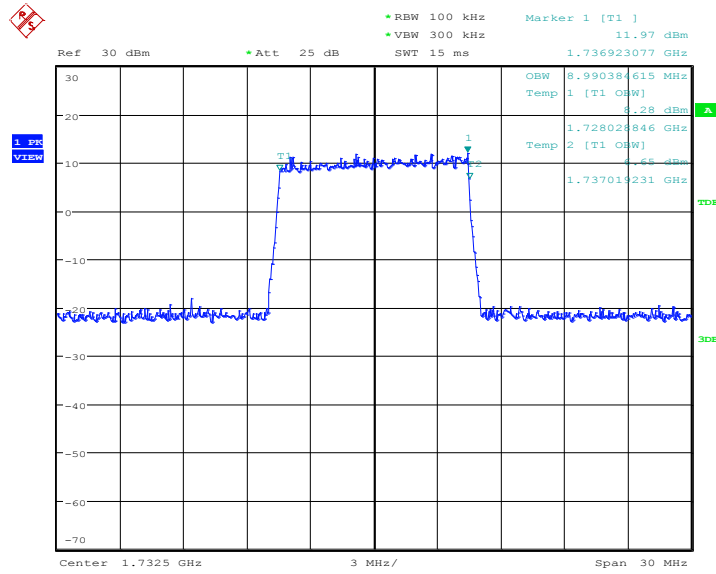
LTE band 4, 10MHz Bandwidth, 16QAM (99% BW)



Date: 23.FEB.2021 09:09:51



LTE band 4, 10MHz Bandwidth, 64QAM (99% BW)

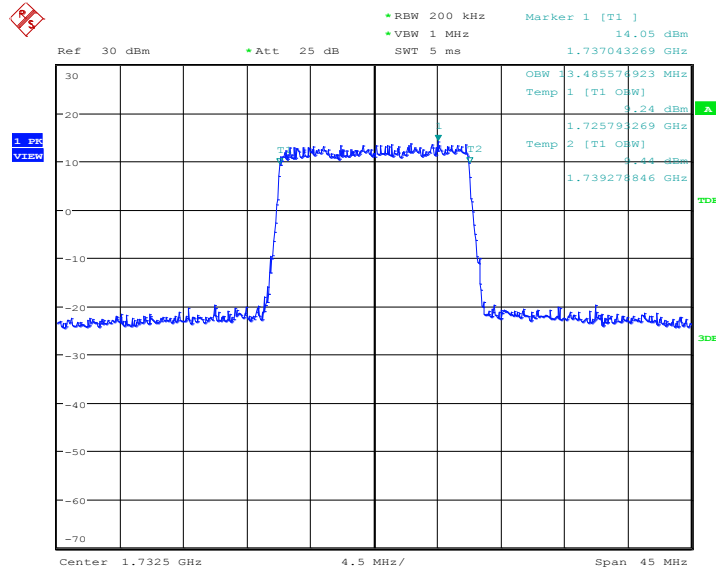


Date: 23.FEB.2021 08:00:42

**LTE band 4, 15MHz (99% BW)**

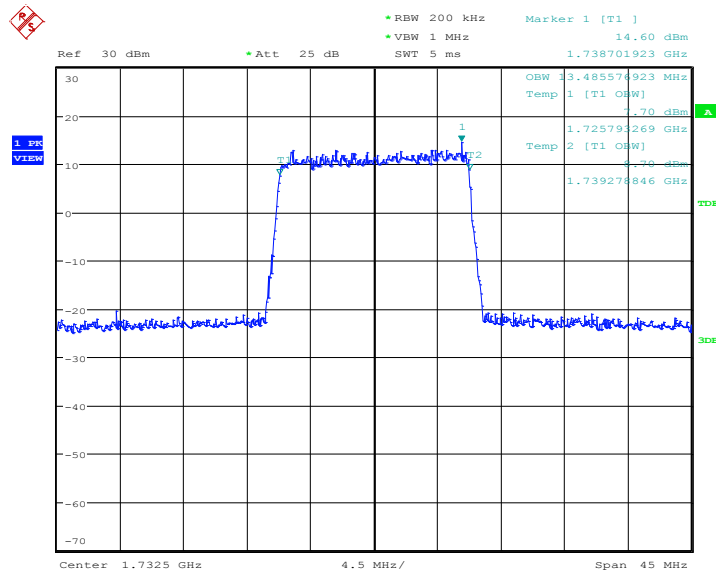
Frequency(MHz)	Occupied Bandwidth (99% BW)(kHz)		
	QPSK	16QAM	64QAM
1732.5	13485.58	13485.58	13485.58

**LTE band 4, 15MHz Bandwidth, QPSK (99% BW)**



Date: 23.FEB.2021 09:11:55

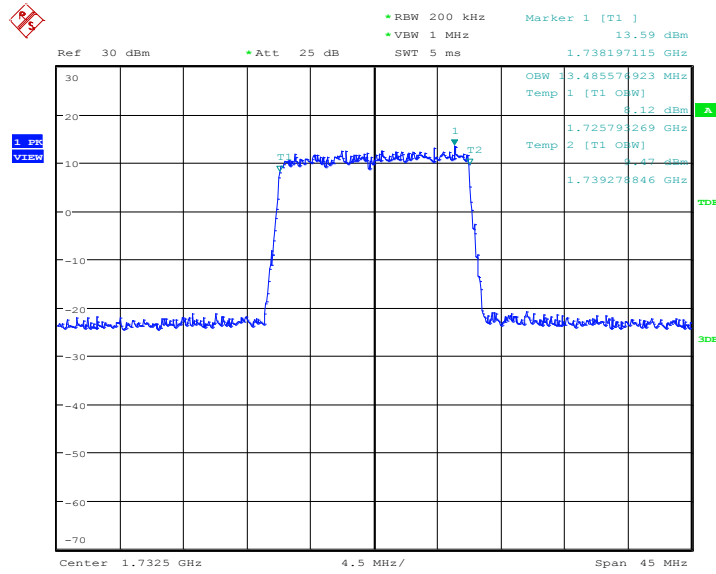
**LTE band 4, 15MHz Bandwidth, 16QAM (99% BW)**



Date: 23.FEB.2021 09:12:09



LTE band 4, 15MHz Bandwidth, 64QAM (99% BW)



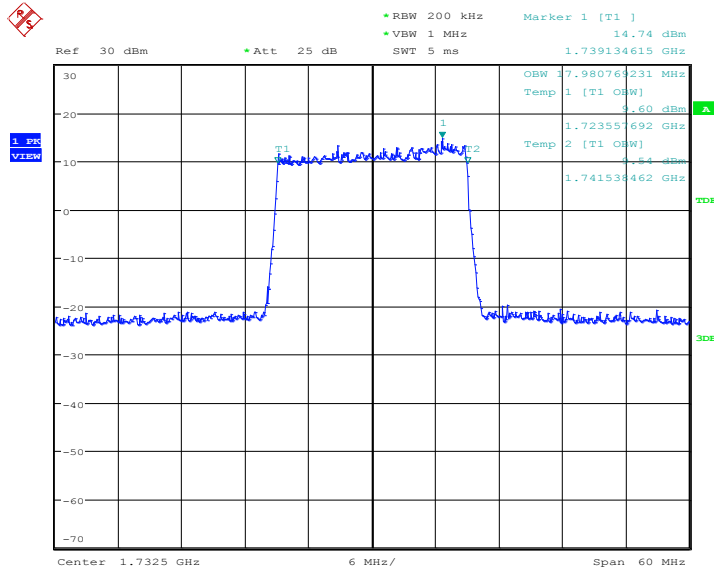
Date: 23.FEB.2021 08:02:30



**LTE band 4, 20MHz (99% BW)**

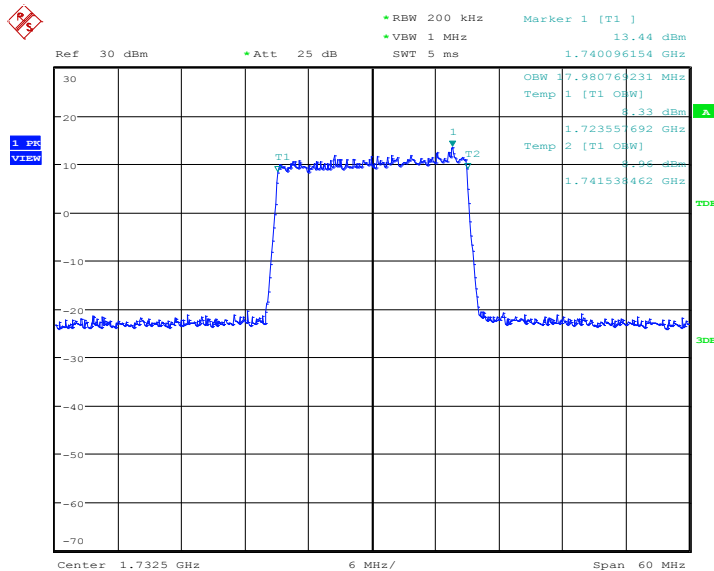
Frequency(MHz)	Occupied Bandwidth (99% BW)(kHz)		
	QPSK	16QAM	64QAM
1732.5	17980.77	17980.77	17980.77

**LTE band 4, 20MHz Bandwidth, QPSK (99% BW)**



Date: 23.FEB.2021 09:14:13

**LTE band 4, 20MHz Bandwidth, 16QAM (99% BW)**

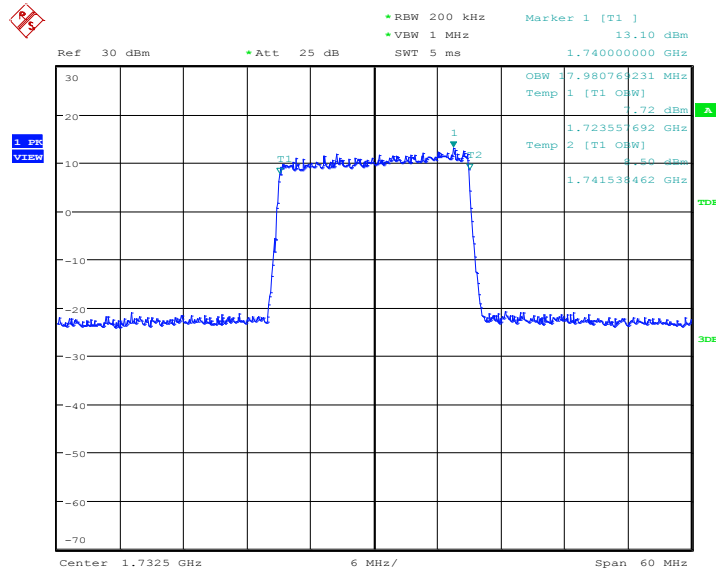


Date: 23.FEB.2021 09:14:27





LTE band 4, 20MHz Bandwidth, 64QAM (99% BW)

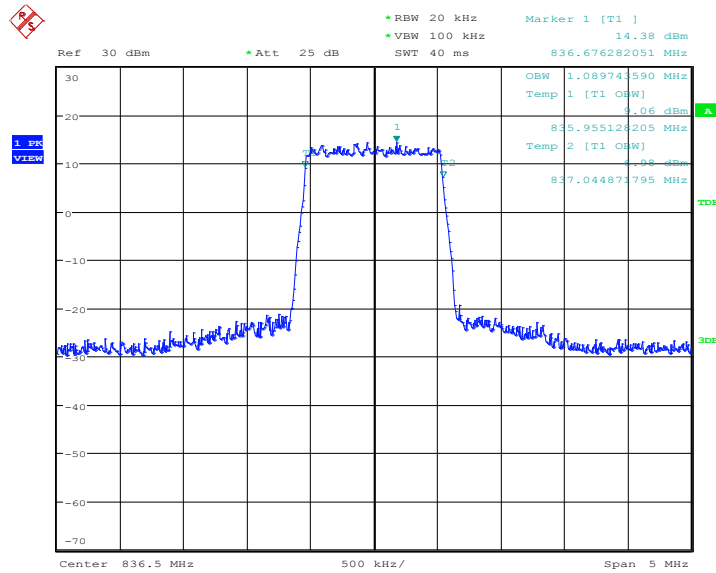


Date: 23.FEB.2021 08:04:19

**LTE band 5, 1.4MHz (99% BW)**

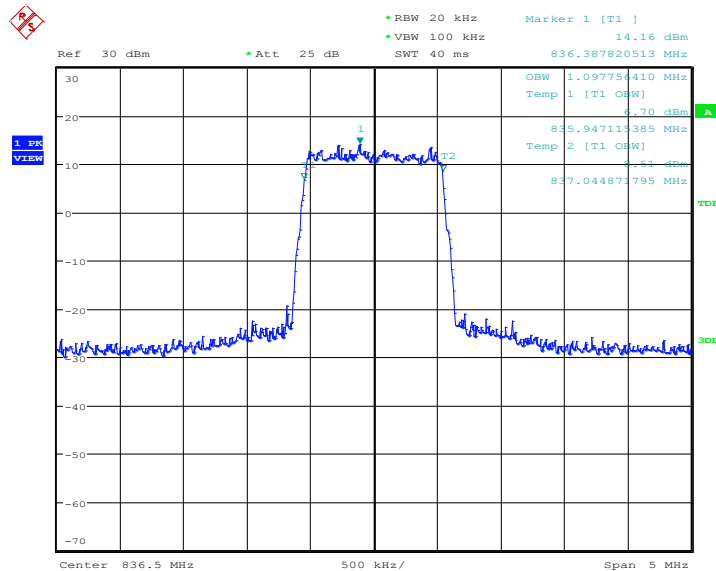
Frequency(MHz)	Occupied Bandwidth (99% BW)(kHz)		
836.5	QPSK	16QAM	64QAM
	1089.74	1097.76	1089.74

**LTE band 5, 1.4MHz Bandwidth, QPSK (99% BW)**



Date: 23.FEB.2021 08:38:36

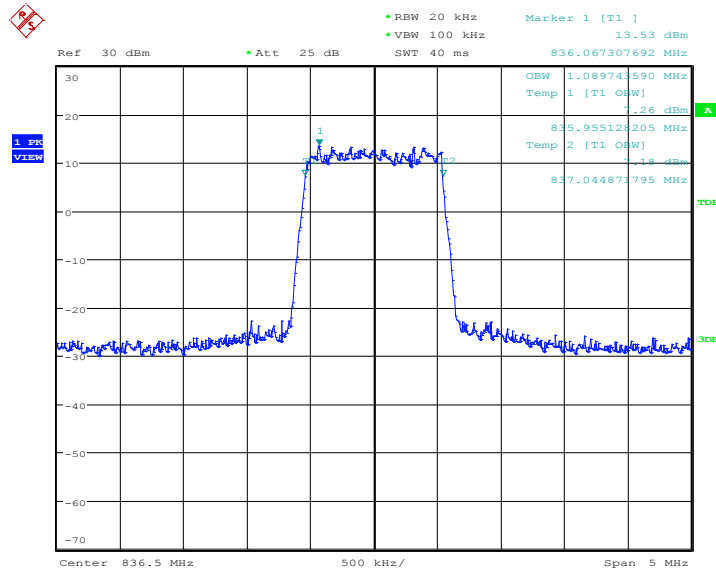
**LTE band 5, 1.4MHz Bandwidth, 16QAM (99% BW)**



Date: 23.FEB.2021 08:38:50



LTE band 5, 1.4MHz Bandwidth, 64QAM (99% BW)

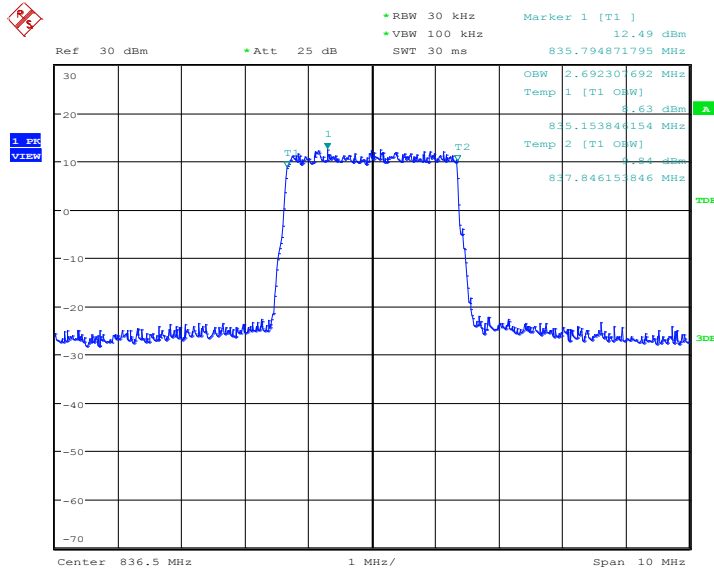


Date: 23.FEB.2021 07:37:09

**LTE band 5, 3MHz (99% BW)**

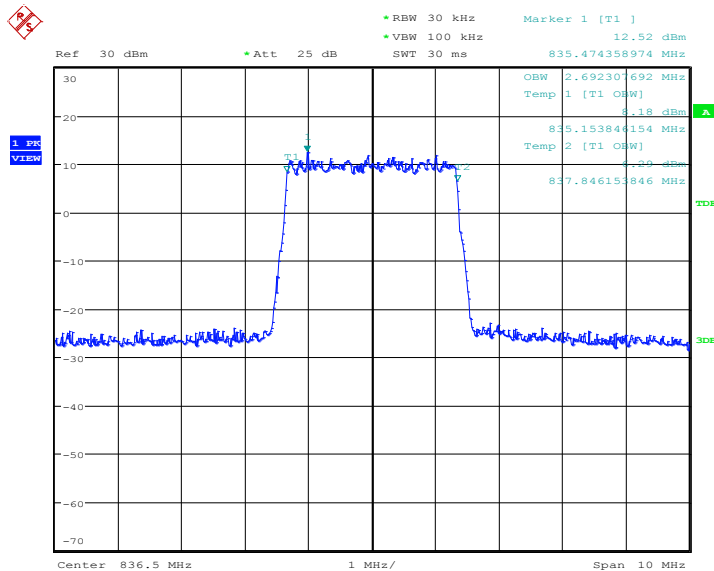
Frequency(MHz)	Occupied Bandwidth (99% BW)(kHz)		
	QPSK	16QAM	64QAM
836.5	2692.31	2692.31	2708.33

**LTE band 5, 3MHz Bandwidth, QPSK (99% BW)**



Date: 23.FEB.2021 08:41:24

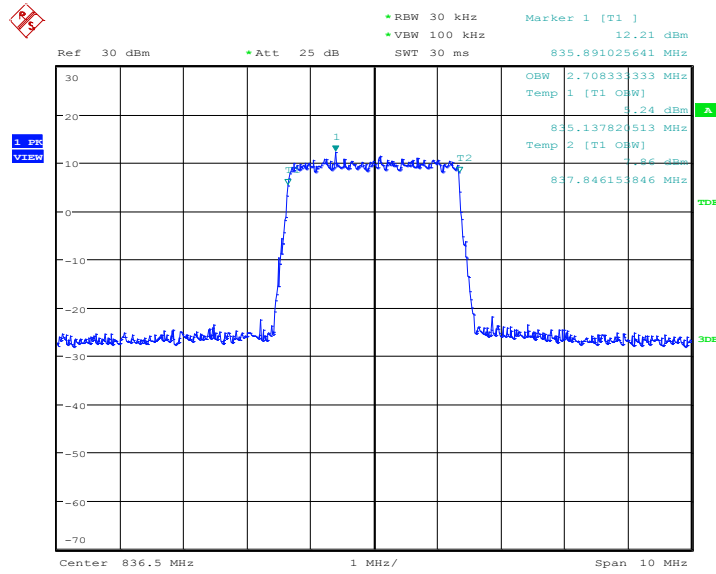
**LTE band 5, 3MHz Bandwidth, 16QAM (99% BW)**



Date: 23.FEB.2021 08:41:37



LTE band 5, 3MHz Bandwidth, 64QAM (99% BW)

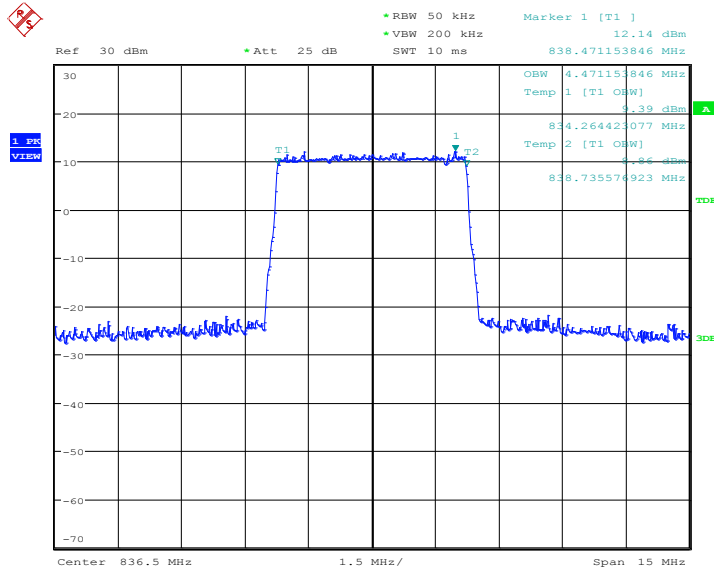


Date: 23.FEB.2021 07:38:57

**LTE band 5, 5MHz (99% BW)**

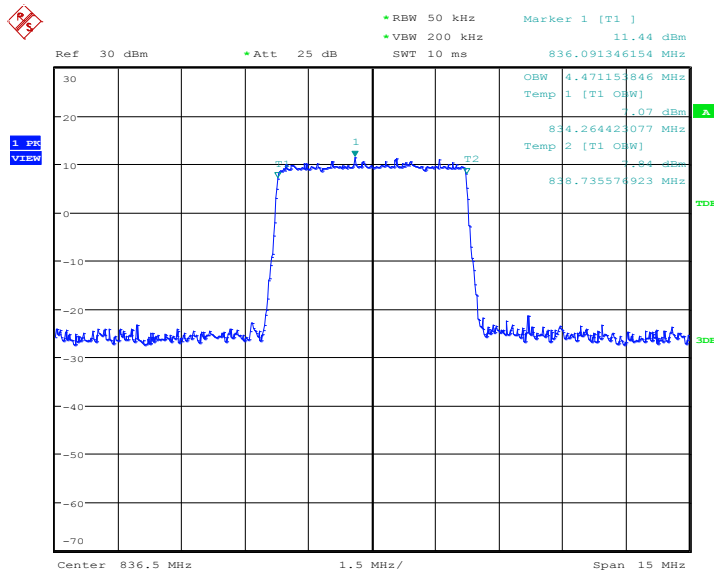
Frequency(MHz)	Occupied Bandwidth (99% BW)(kHz)		
	QPSK	16QAM	64QAM
836.5	4471.15	4471.15	4471.15

**LTE band 5, 5MHz Bandwidth, QPSK (99% BW)**



Date: 23.FEB.2021 08:43:41

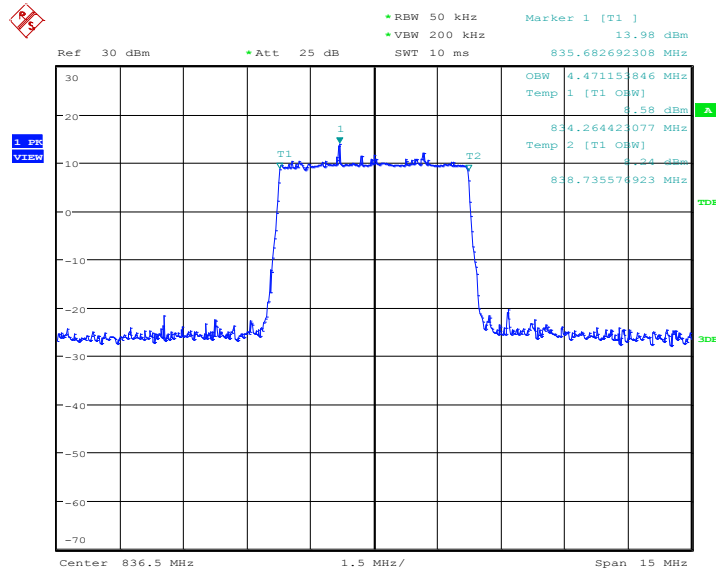
**LTE band 5, 5MHz Bandwidth, 16QAM (99% BW)**



Date: 23.FEB.2021 08:43:55



LTE band 5, 5MHz Bandwidth, 64QAM (99% BW)



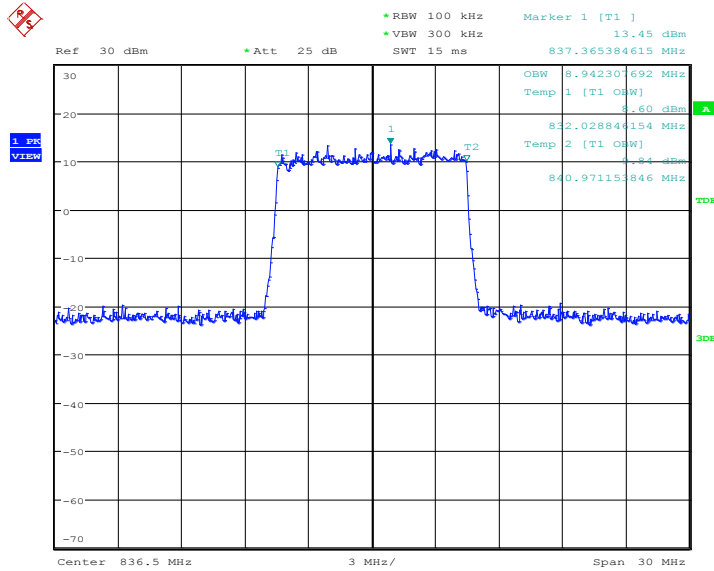
Date: 23.FEB.2021 07:40:45



**LTE band 5, 10MHz (99% BW)**

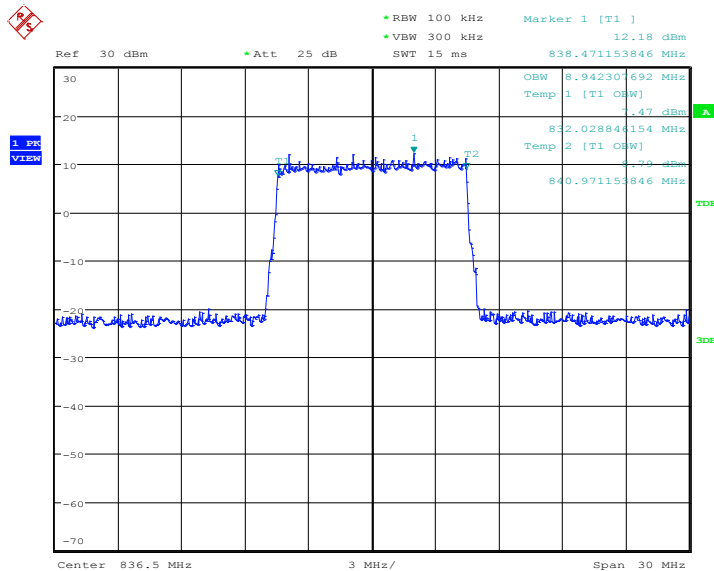
Frequency(MHz)	Occupied Bandwidth (99% BW)(kHz)		
	QPSK	16QAM	64QAM
836.5	8942.31	8942.31	9038.46

**LTE band 5, 10MHz Bandwidth, QPSK (99% BW)**



Date: 23.FEB.2021 08:45:59

**LTE band 5, 10MHz Bandwidth, 16QAM (99% BW)**

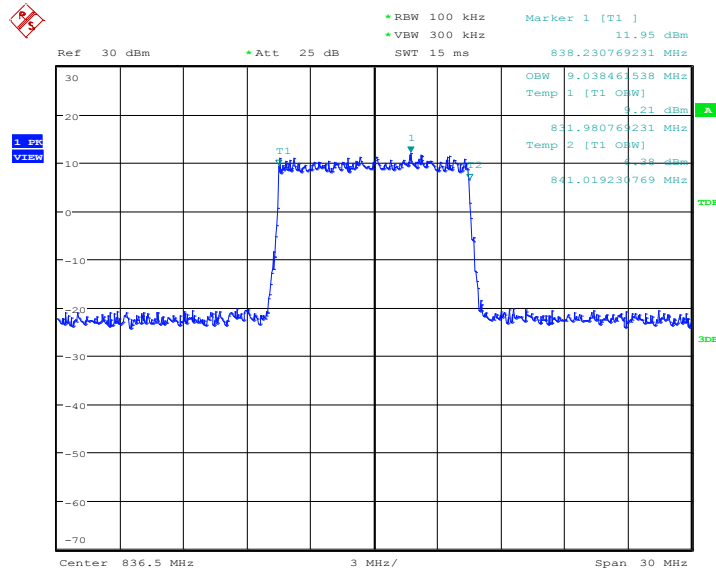


Date: 23.FEB.2021 08:46:13





LTE band 5, 10MHz Bandwidth, 64QAM (99% BW)

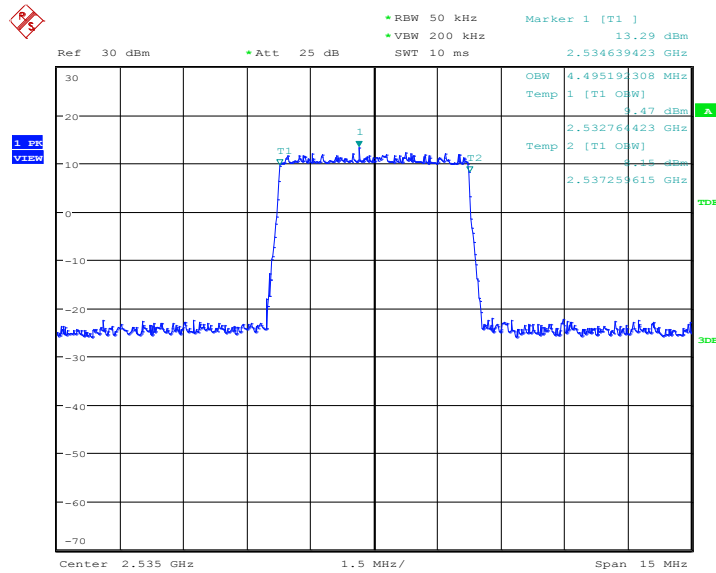


Date: 23.FEB.2021 07:42:34

**LTE band 7, 5MHz (99% BW)**

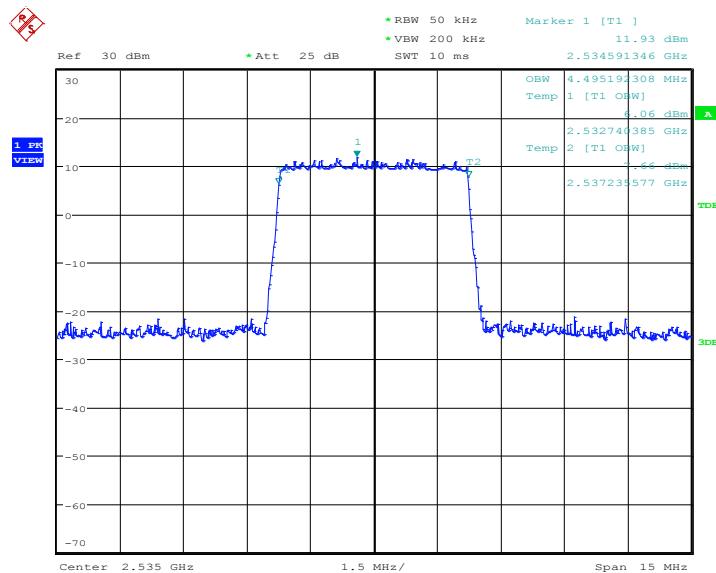
Frequency(MHz)	Occupied Bandwidth (99% BW)(kHz)		
	QPSK	16QAM	64QAM
2535.0	4495.19	4495.19	4519.23

**LTE band 7, 5MHz Bandwidth, QPSK (99% BW)**



Date: 23.FEB.2021 08:28:46

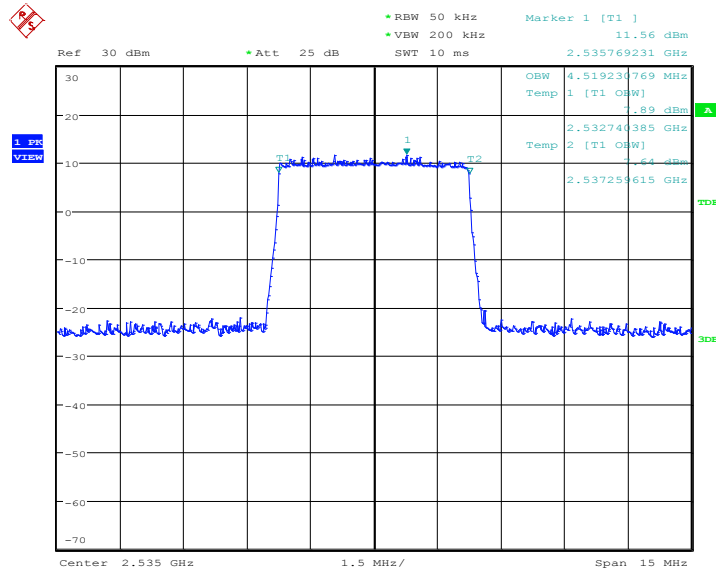
**LTE band 7, 5MHz Bandwidth,16QAM (99% BW)**



Date: 23.FEB.2021 08:29:02



LTE band 7, 5MHz Bandwidth,64QAM (99% BW)

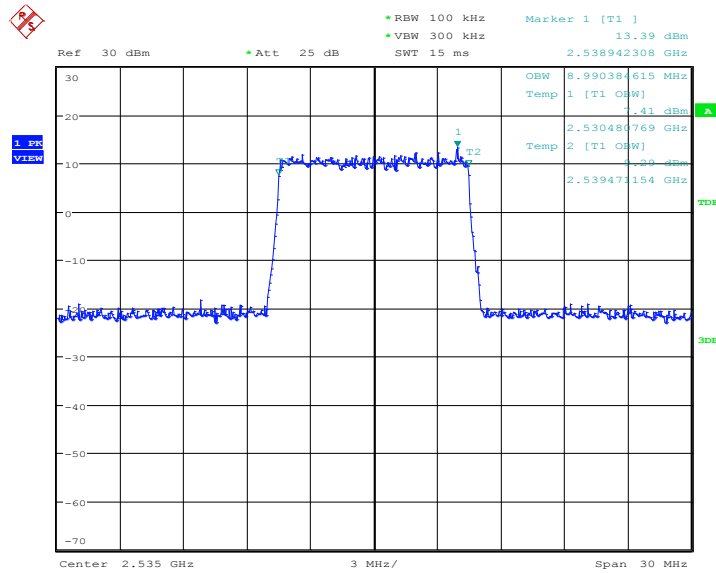


Date: 23.FEB.2021 07:29:54

**LTE band 7, 10MHz (99% BW)**

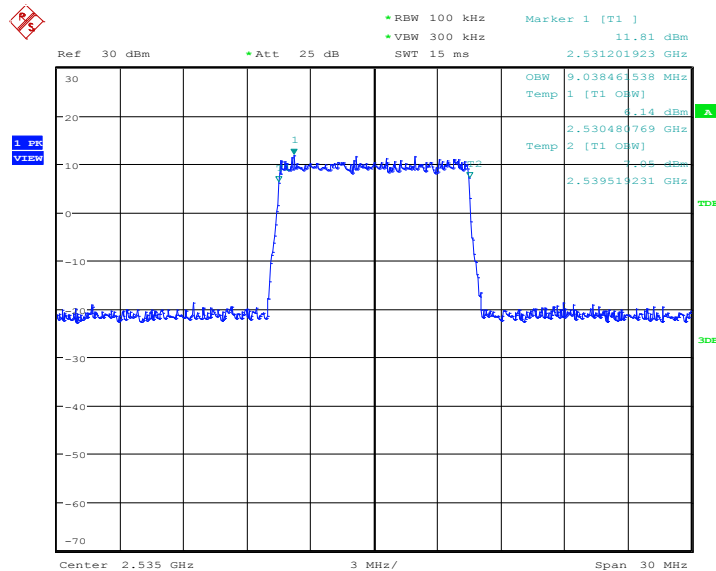
Frequency(MHz)	Occupied Bandwidth (99% BW)(kHz)		
	QPSK	16QAM	64QAM
2535.0	8990.38	9038.46	9038.46

**LTE band 7, 10MHz Bandwidth, QPSK (99% BW)**



Date: 23.FEB.2021 08:31:06

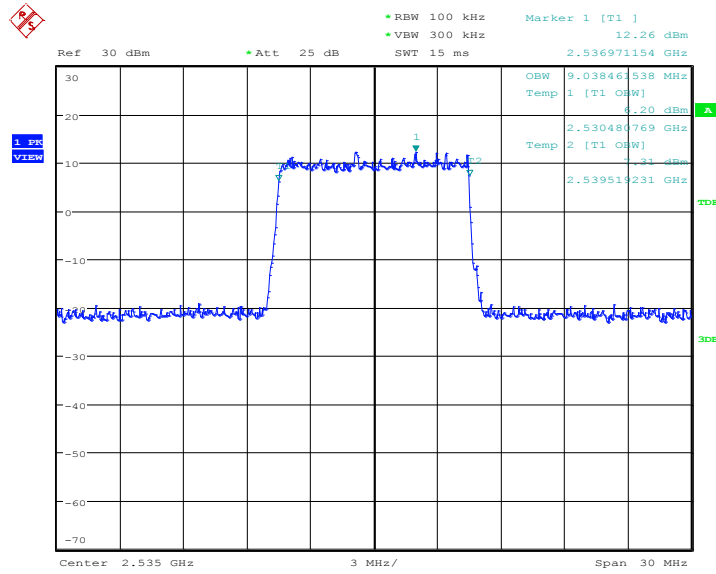
**LTE band 7, 10MHz Bandwidth, 16QAM (99% BW)**



Date: 23.FEB.2021 08:31:19



LTE band 7, 10MHz Bandwidth, 64QAM (99% BW)



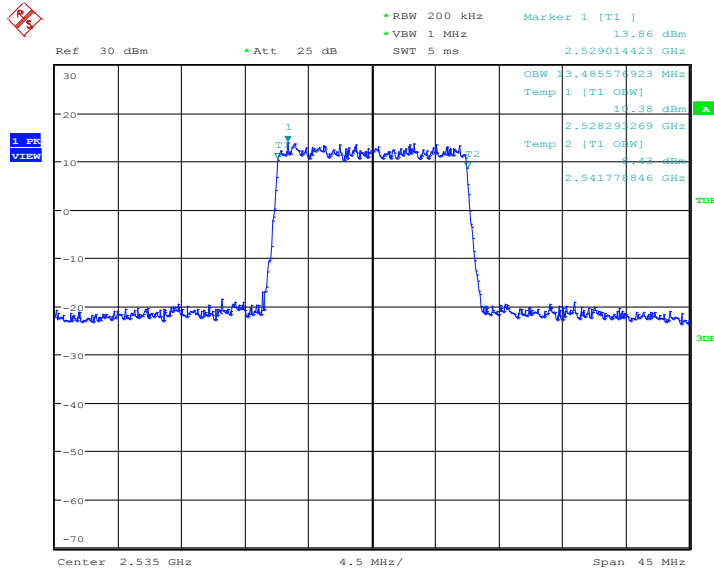
Date: 23.FEB.2021 07:31:42



**LTE band 7, 15MHz (99% BW)**

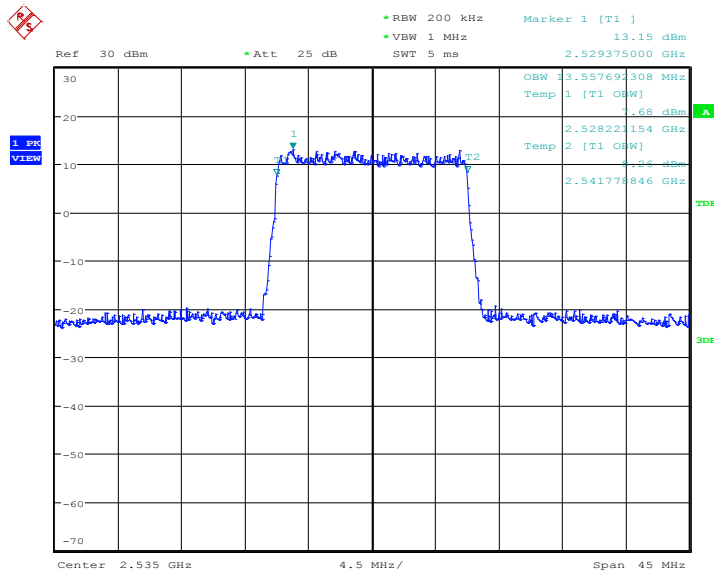
Frequency(MHz)	Occupied Bandwidth (99% BW)(kHz)		
	QPSK	16QAM	64QAM
2535.0	13485.58	13557.69	13557.69

**LTE band 7, 15MHz Bandwidth, QPSK (99% BW)**



Date: 23.FEB.2021 08:33:24

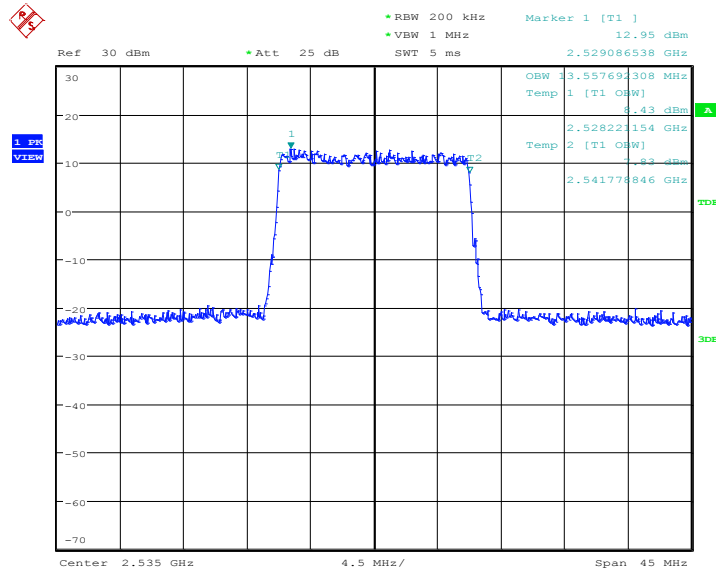
**LTE band 7, 15MHz Bandwidth, 16QAM (99% BW)**



Date: 23.FEB.2021 08:33:37



LTE band 7, 15MHz Bandwidth, 64QAM (99% BW)

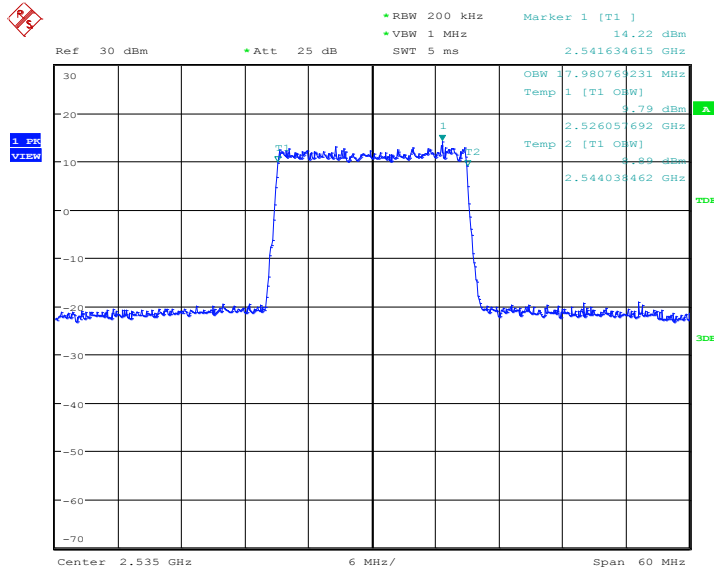


Date: 23.FEB.2021 07:33:31

**LTE band 7, 20MHz (99% BW)**

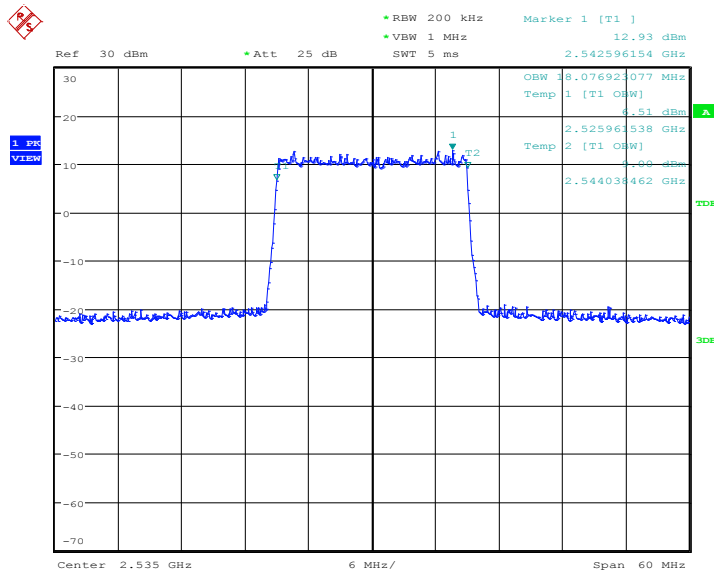
Frequency(MHz)	Occupied Bandwidth (99% BW)(kHz)		
	QPSK	16QAM	64QAM
2535.0	17980.77	18076.92	17980.77

**LTE band 7, 20MHz Bandwidth, QPSK (99% BW)**



Date: 23.FEB.2021 08:35:42

**LTE band 7, 20MHz Bandwidth, 16QAM (99% BW)**

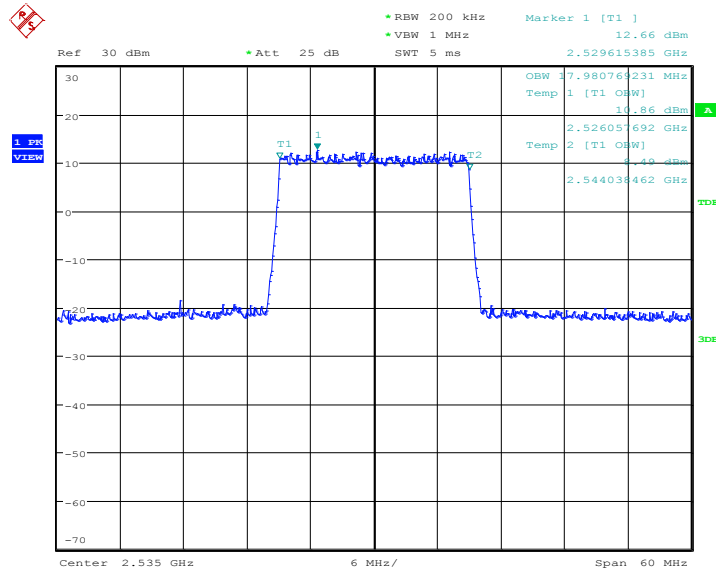


Date: 23.FEB.2021 08:35:55





LTE band 7, 20MHz Bandwidth, 64QAM (99% BW)



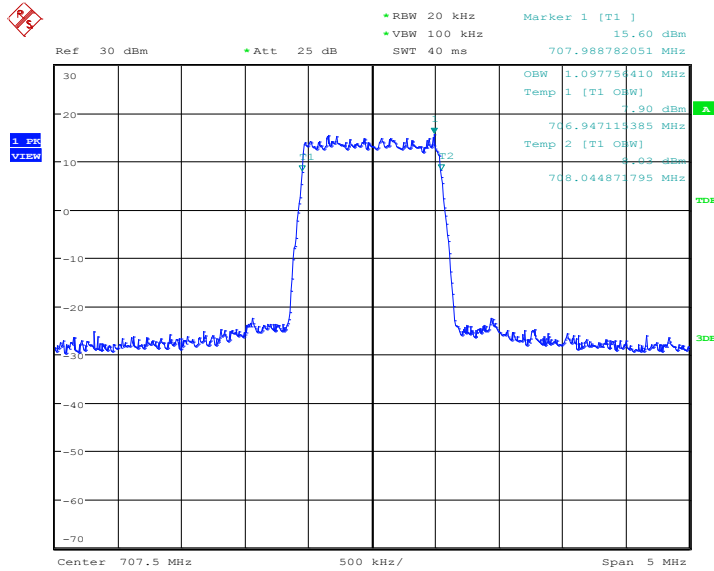
Date: 23.FEB.2021 07:35:19

Note: Expanded measurement uncertainty is  $U = 3428\text{Hz}$ ,  $k = 2$

**LTE band 12, 1.4MHz (99% BW)**

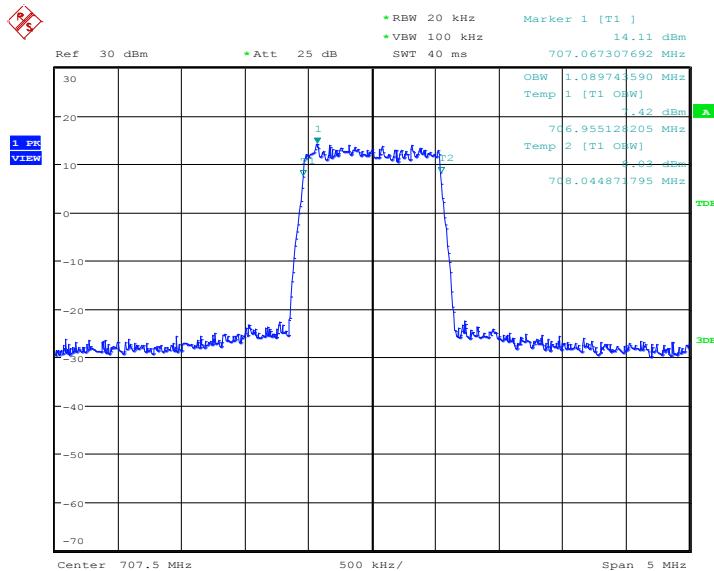
Frequency(MHz)	Occupied Bandwidth (99% BW)(kHz)		
	QPSK	16QAM	64QAM
707.5	1097.76	1089.74	1097.76

**LTE band 12, 1.4MHz Bandwidth, QPSK (99% BW)**



Date: 23.FEB.2021 09:17:03

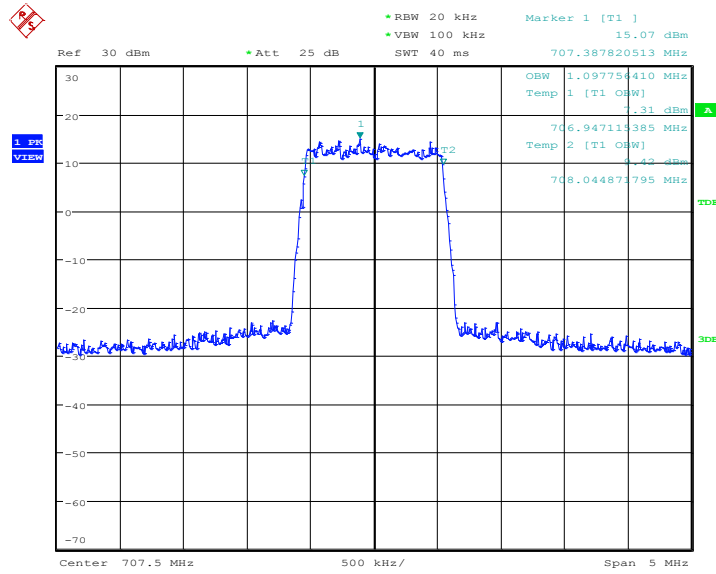
**LTE band 12, 1.4MHz Bandwidth, 16QAM (99% BW)**



Date: 23.FEB.2021 09:17:16



LTE band 12, 1.4MHz Bandwidth, 64QAM (99% BW)



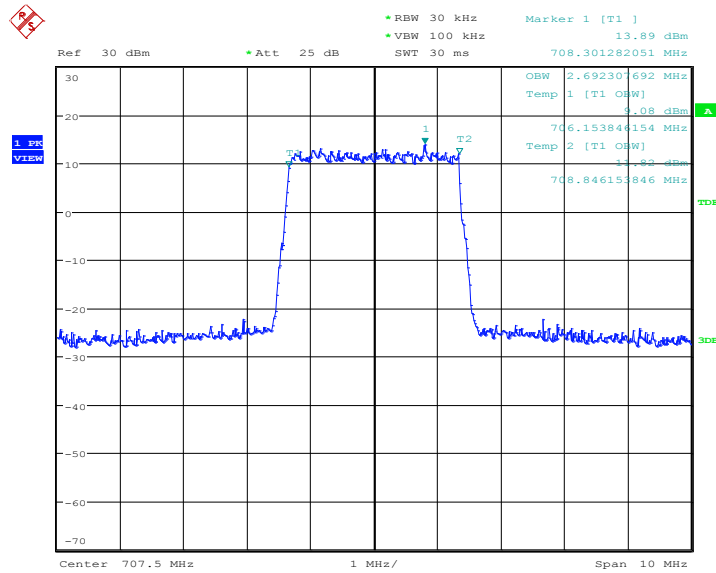
Date: 23.FEB.2021 08:06:11



LTE band 12, 3MHz (99% BW)

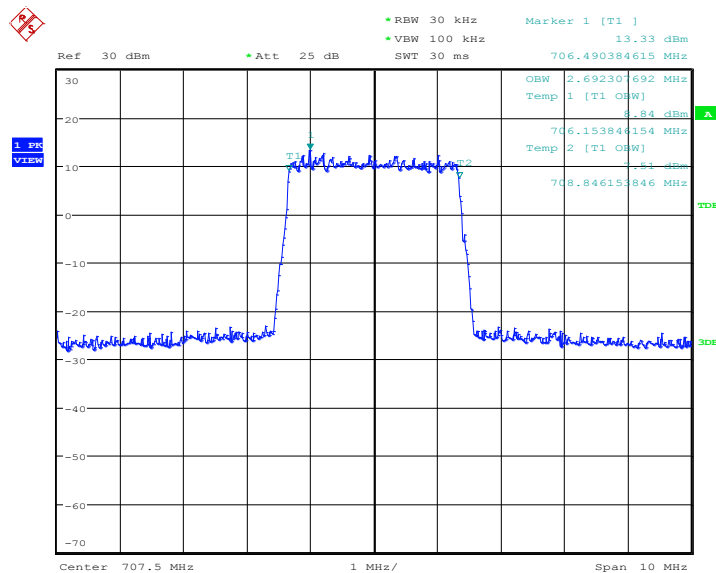
Frequency(MHz)	Occupied Bandwidth (99% BW)(kHz)		
	QPSK	16QAM	64QAM
707.5	2692.31	2692.31	2692.31

LTE band 12, 3MHz Bandwidth, QPSK (99% BW)



Date: 23.FEB.2021 09:19:20

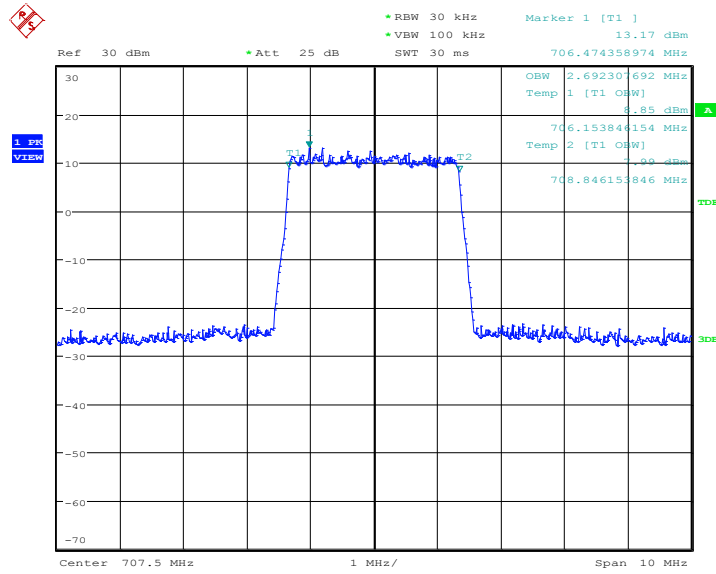
LTE band 12, 3MHz Bandwidth, 16QAM (99% BW)



Date: 23.FEB.2021 09:19:34



LTE band 12, 3MHz Bandwidth, 64QAM (99% BW)

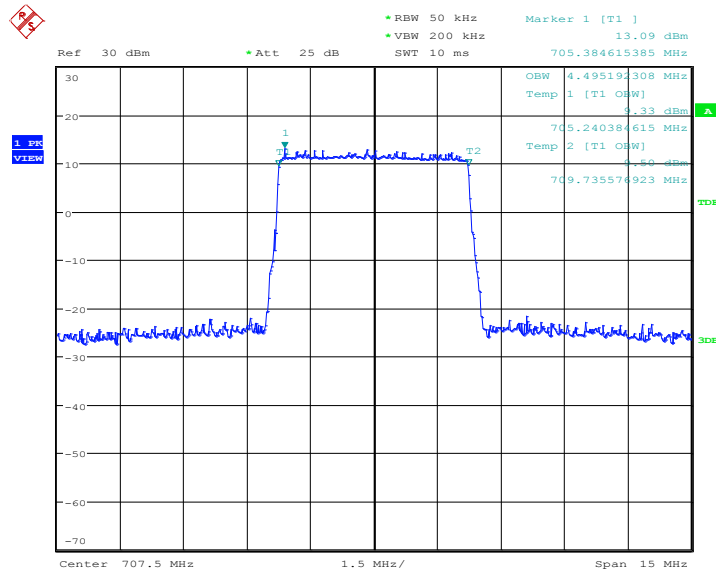


Date: 23.FEB.2021 08:07:59

**LTE band 12, 5MHz (99% BW)**

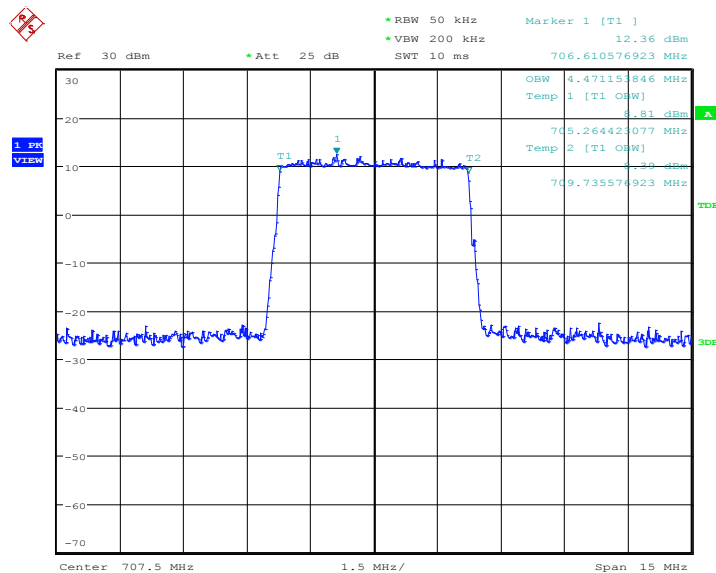
Frequency(MHz)	Occupied Bandwidth (99% BW)(kHz)		
	QPSK	16QAM	64QAM
707.5	4495.19	4471.15	4495.19

**LTE band 12, 5MHz Bandwidth, QPSK (99% BW)**



Date: 23.FEB.2021 09:21:38

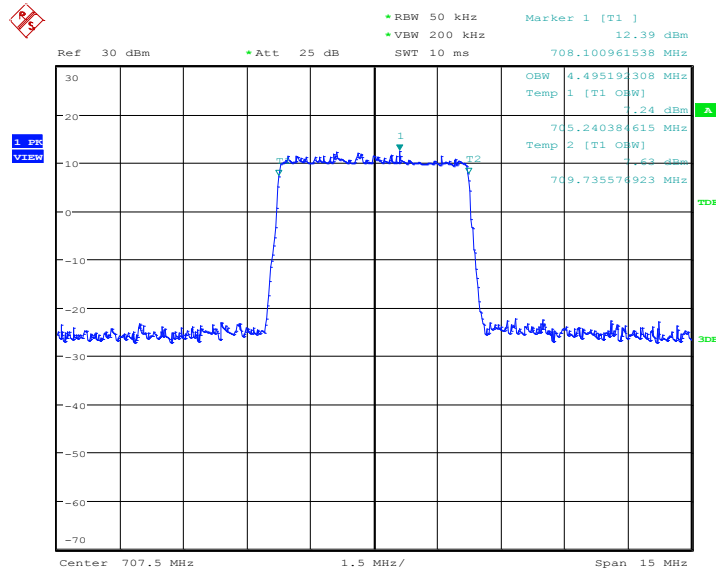
**LTE band 12, 5MHz Bandwidth, 16QAM (99% BW)**



Date: 23.FEB.2021 09:21:52



LTE band 12, 5MHz Bandwidth,64QAM (99% BW)

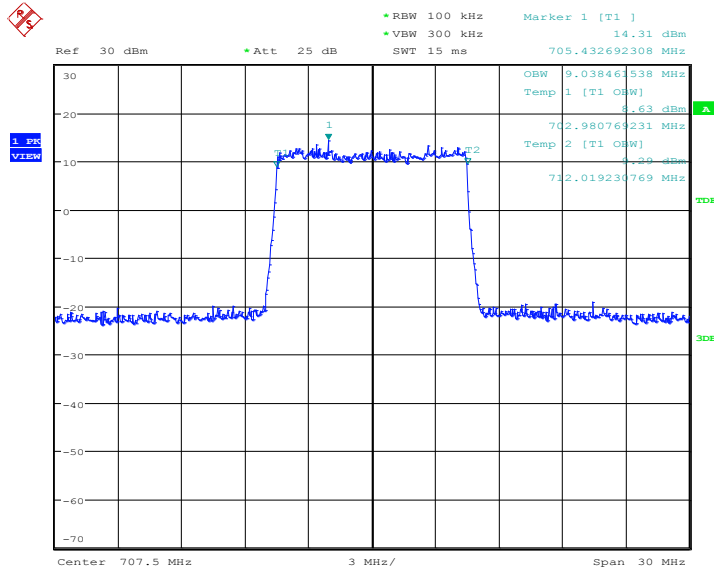


Date: 23.FEB.2021 08:09:47

**LTE band 12, 10MHz (99% BW)**

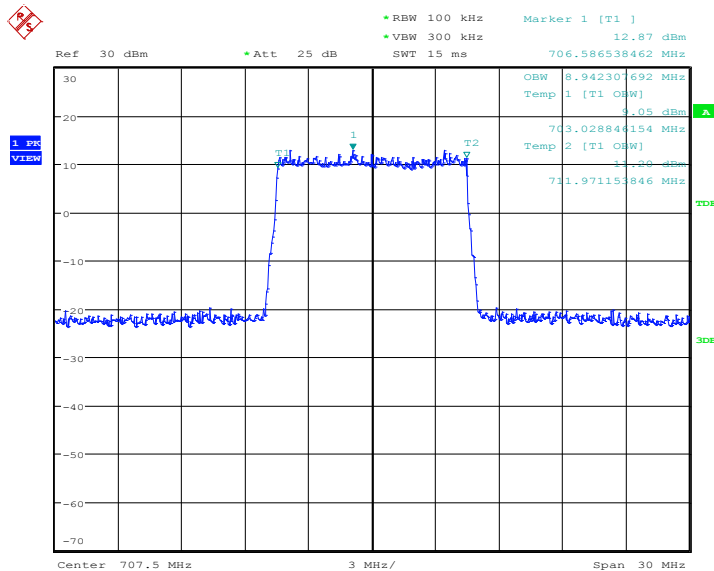
Frequency(MHz)	Occupied Bandwidth (99% BW)(kHz)		
	QPSK	16QAM	64QAM
707.5	9038.46	8942.31	9038.46

**LTE band 12, 10MHz Bandwidth, QPSK (99% BW)**



Date: 23.FEB.2021 09:23:56

**LTE band 12, 10MHz Bandwidth, 16QAM (99% BW)**

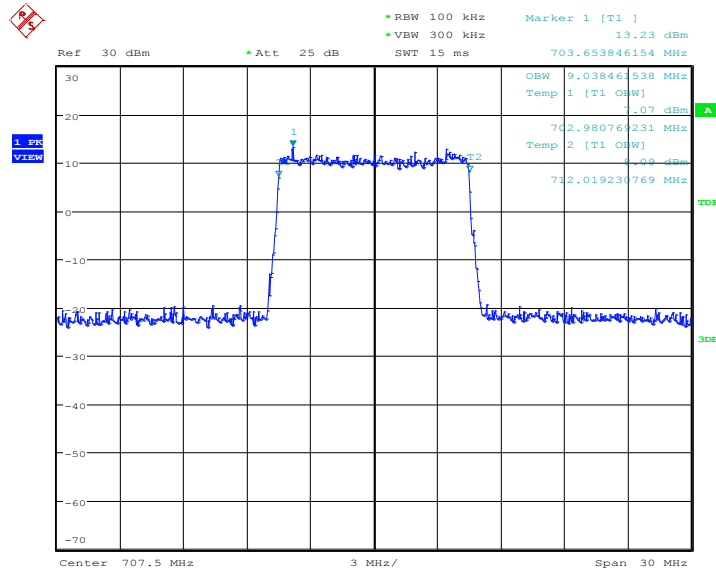


Date: 23.FEB.2021 09:24:09





LTE band 12, 10MHz Bandwidth, 64QAM (99% BW)



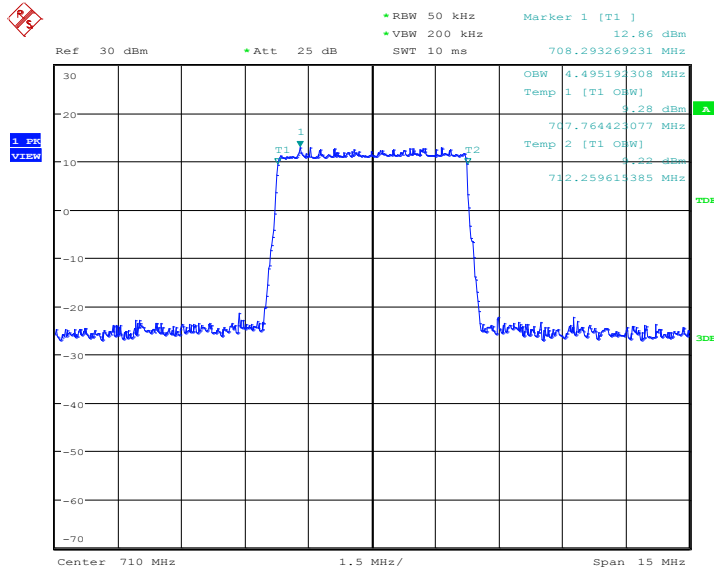
Date: 23.FEB.2021 08:11:35



**LTE band 17, 5MHz (99% BW)**

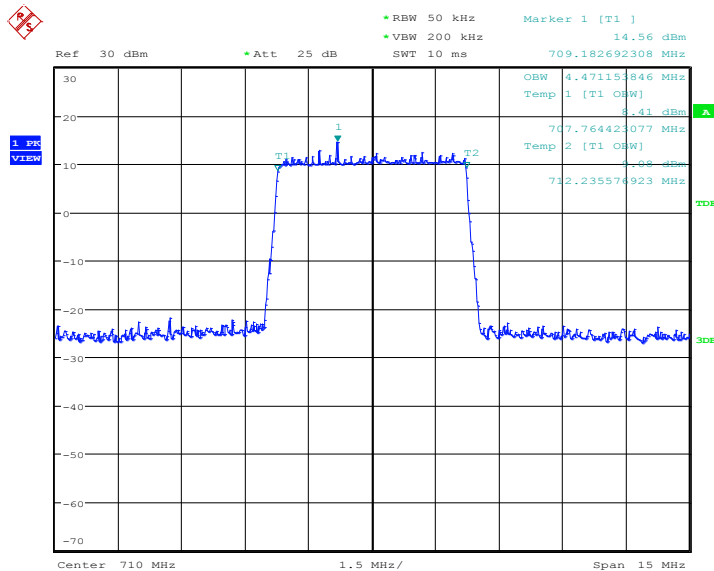
Frequency(MHz)	Occupied Bandwidth (99% BW)(kHz)		
	QPSK	16QAM	64QAM
710.0	4495.19	4471.15	4495.19

**LTE band 17, 5MHz Bandwidth, QPSK (99% BW)**



Date: 23.FEB.2021 09:26:15

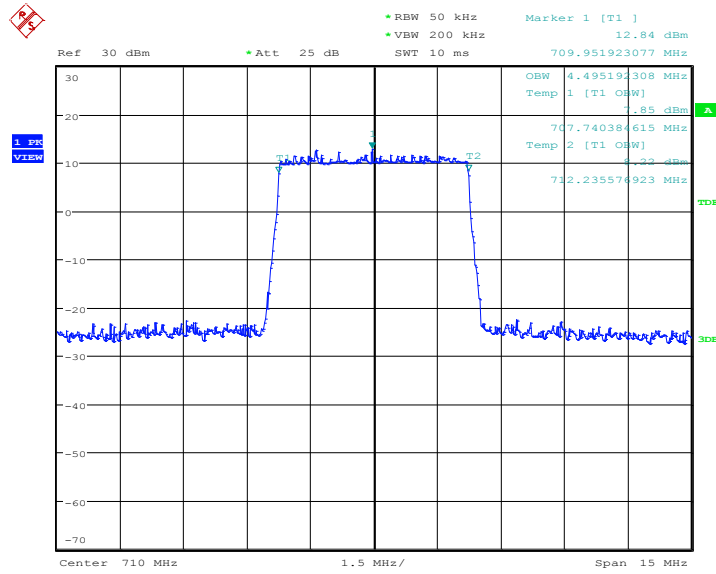
**LTE band 17, 5MHz Bandwidth,16QAM (99% BW)**



Date: 23.FEB.2021 09:26:29



LTE band 17, 5MHz Bandwidth,64QAM (99% BW)



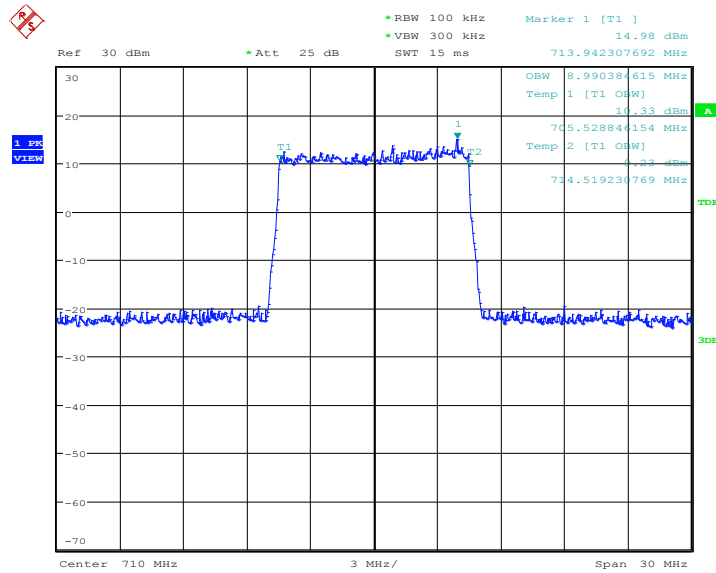
Date: 23.FEB.2021 08:13:27



**LTE band 17, 10MHz (99% BW)**

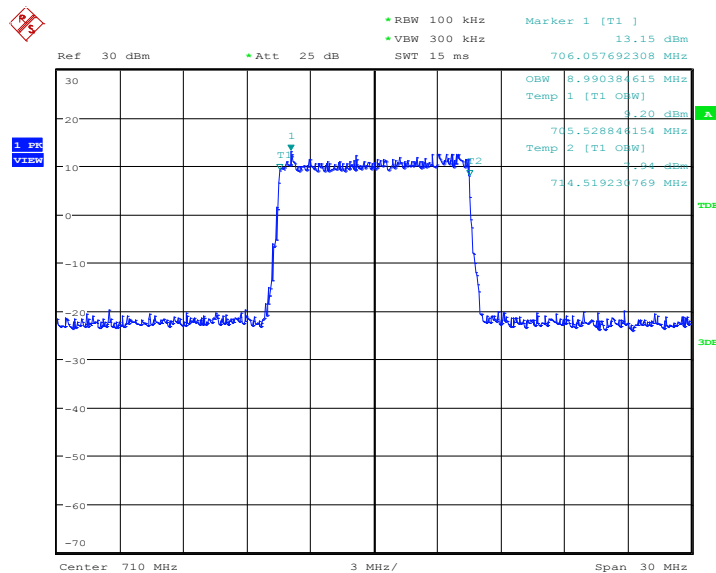
Frequency(MHz)	Occupied Bandwidth (99% BW)(kHz)		
710.0	QPSK	16QAM	64QAM
	8990.38	8990.38	8990.38

**LTE band 17, 10MHz Bandwidth, QPSK (99% BW)**



Date: 23.FEB.2021 09:28:33

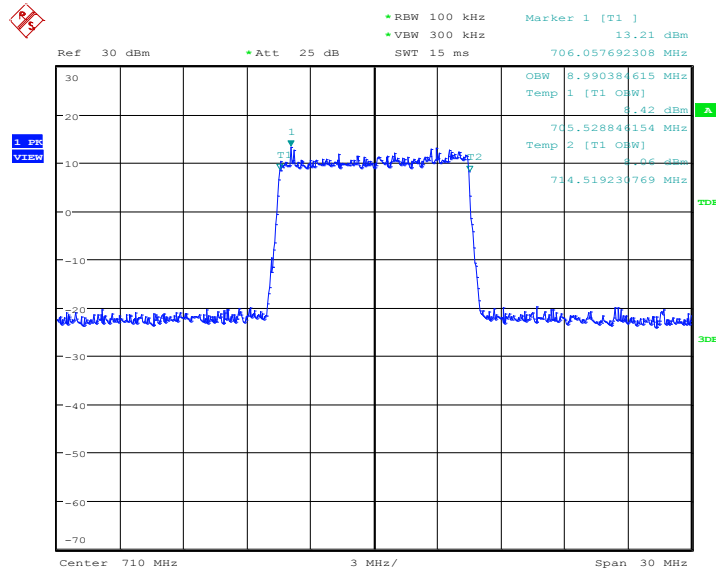
**LTE band 17, 10MHz Bandwidth, 16QAM (99% BW)**



Date: 23.FEB.2021 09:28:46



LTE band 17, 10MHz Bandwidth, 64QAM (99% BW)

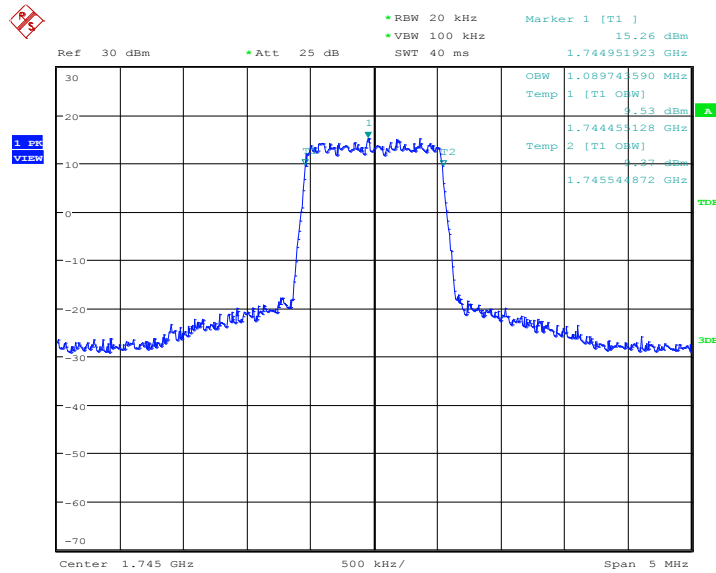


Date: 23.FEB.2021 08:15:15

**LTE band 66, 1.4MHz (99% BW)**

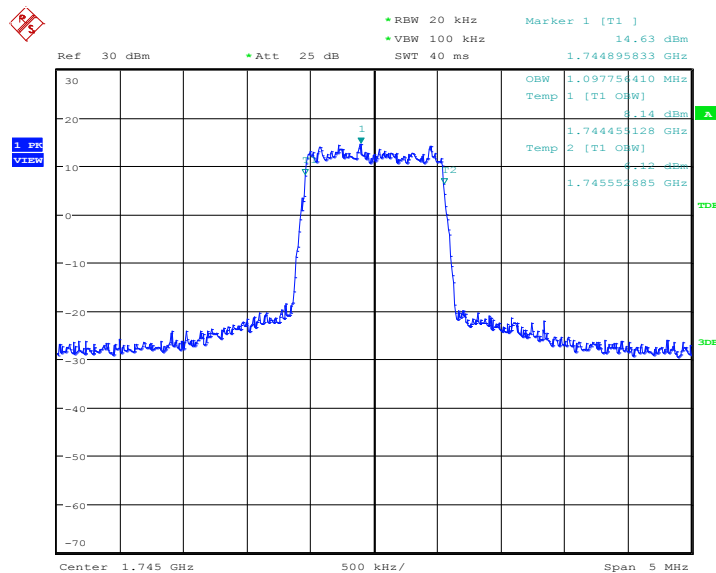
Frequency(MHz)	Occupied Bandwidth (99% BW)(kHz)		
	QPSK	16QAM	64QAM
1745.0	1089.74	1097.76	1089.74

**LTE band 66, 1.4MHz Bandwidth, QPSK (99% BW)**



Date: 23.FEB.2021 09:30:54

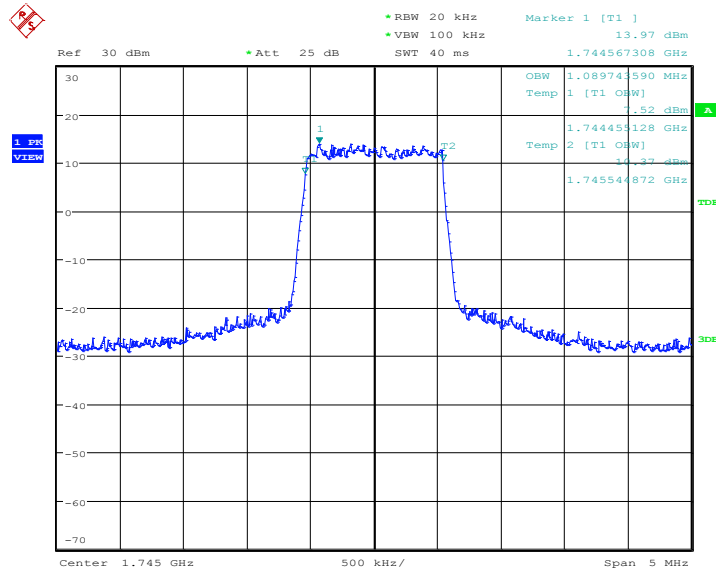
**LTE band 66, 1.4MHz Bandwidth, 16QAM (99% BW)**



Date: 23.FEB.2021 09:31:08



LTE band 66, 1.4MHz Bandwidth, 64QAM (99% BW)

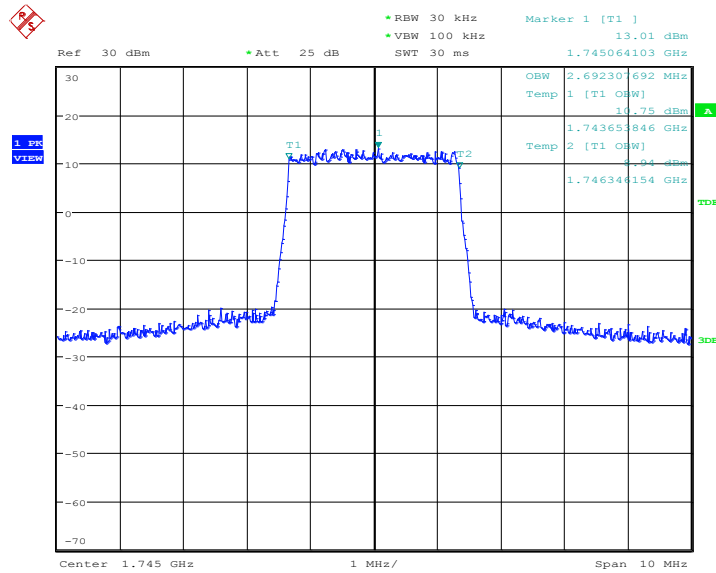


Date: 23.FEB.2021 08:17:05

**LTE band 66, 3MHz (99% BW)**

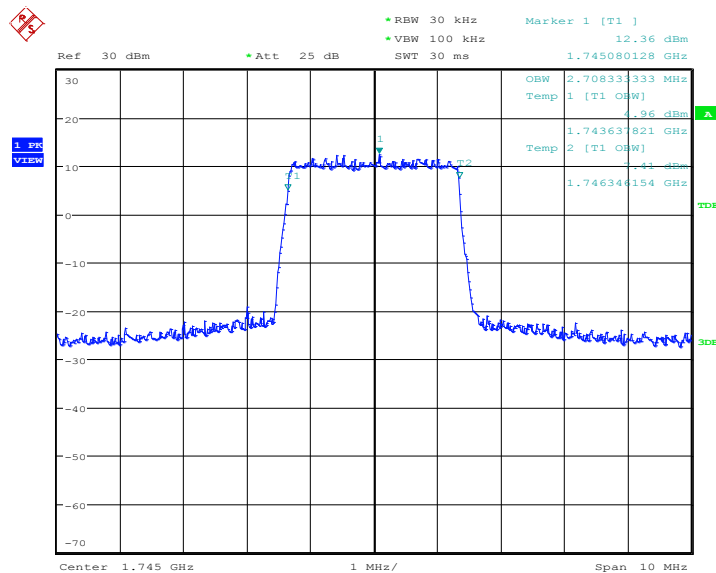
Frequency(MHz)	Occupied Bandwidth (99% BW)(kHz)		
	QPSK	16QAM	64QAM
1745.0	2692.31	2708.33	2692.31

**LTE band 66, 3MHz Bandwidth, QPSK (99% BW)**



Date: 23.FEB.2021 09:33:12

**LTE band 66, 3MHz Bandwidth, 16QAM (99% BW)**

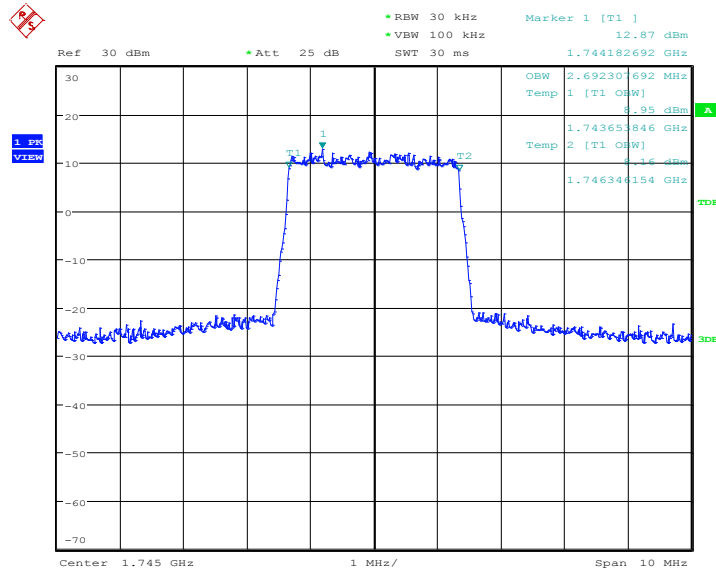


Date: 23.FEB.2021 09:33:26





LTE band 66, 3MHz Bandwidth, 64QAM (99% BW)



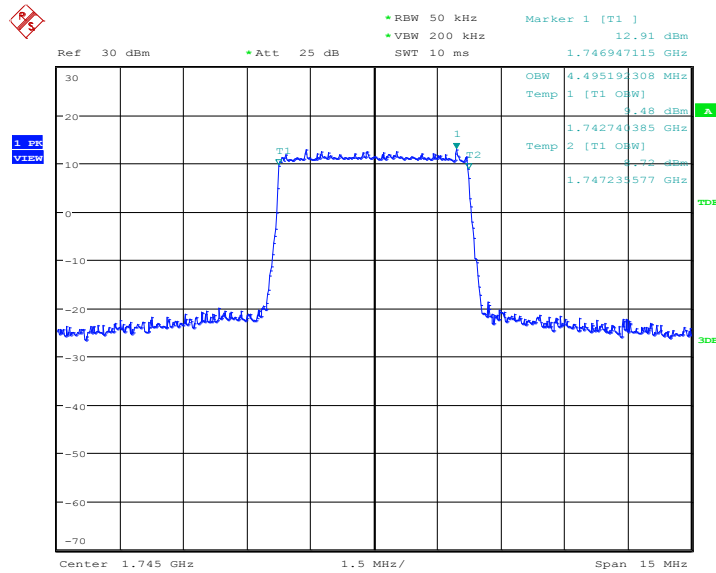
Date: 23.FEB.2021 08:18:53



**LTE band 66, 5MHz (99% BW)**

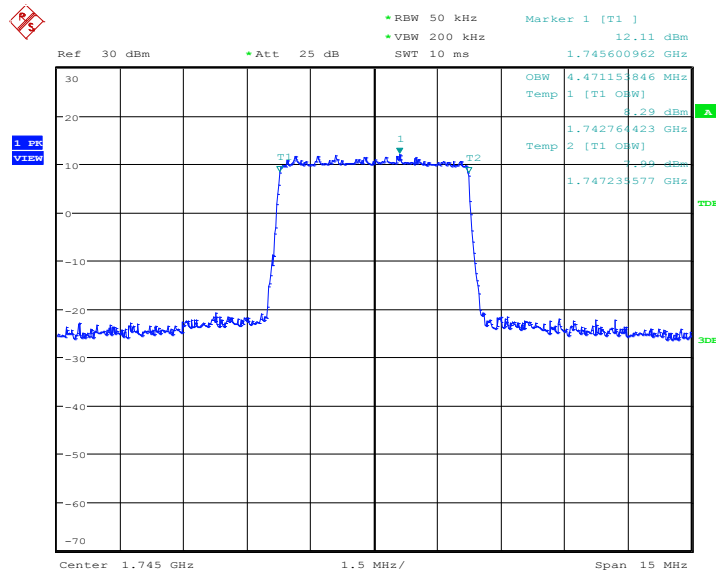
Frequency(MHz)	Occupied Bandwidth (99% BW)(kHz)		
	QPSK	16QAM	64QAM
1745.0	4495.19	4471.15	4471.15

**LTE band 66, 5MHz Bandwidth, QPSK (99% BW)**



Date: 23.FEB.2021 09:35:30

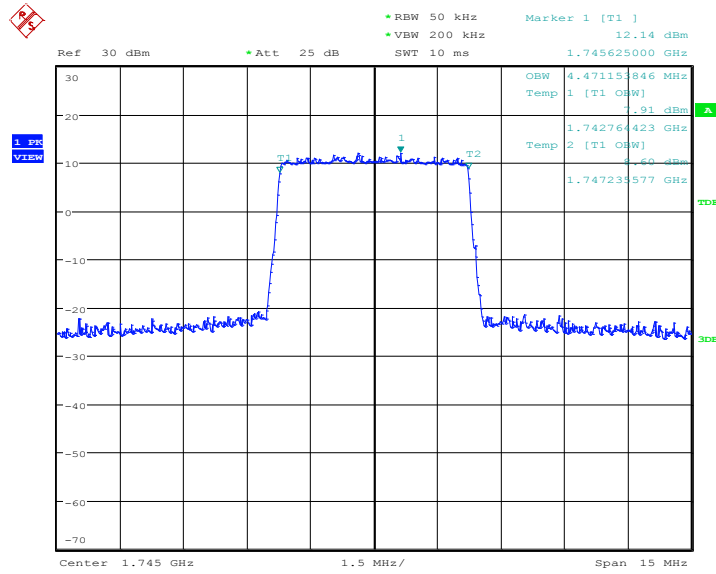
**LTE band 66, 5MHz Bandwidth,16QAM (99% BW)**



Date: 23.FEB.2021 09:35:43



LTE band 66, 5MHz Bandwidth,64QAM (99% BW)



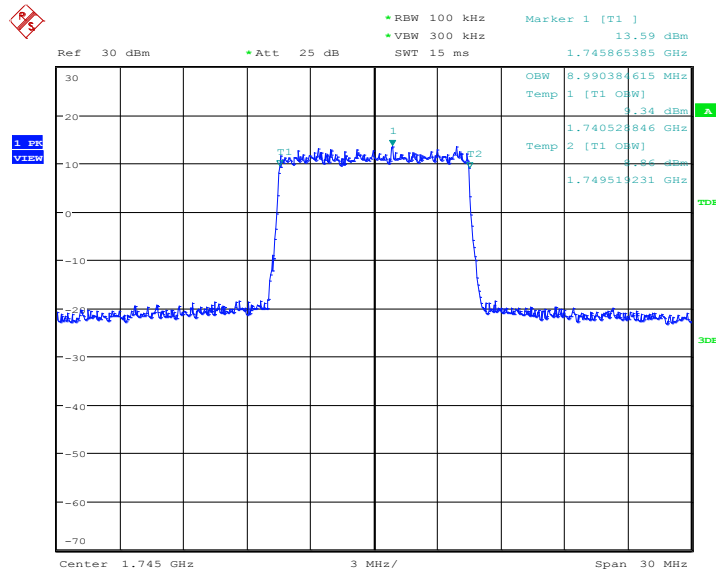
Date: 23.FEB.2021 08:20:41



**LTE band 66, 10MHz (99% BW)**

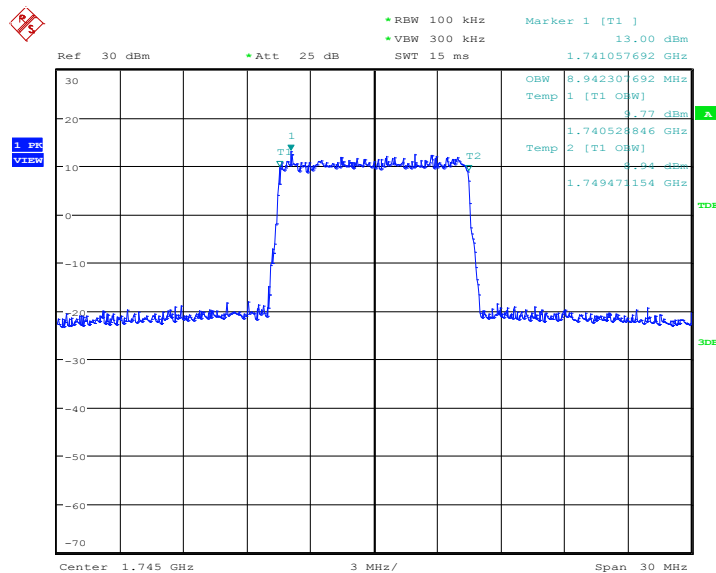
Frequency(MHz)	Occupied Bandwidth (99% BW)(kHz)		
	QPSK	16QAM	64QAM
1745.0	8990.38	8942.31	8942.31

**LTE band 66, 10MHz Bandwidth, QPSK (99% BW)**



Date: 23.FEB.2021 09:37:47

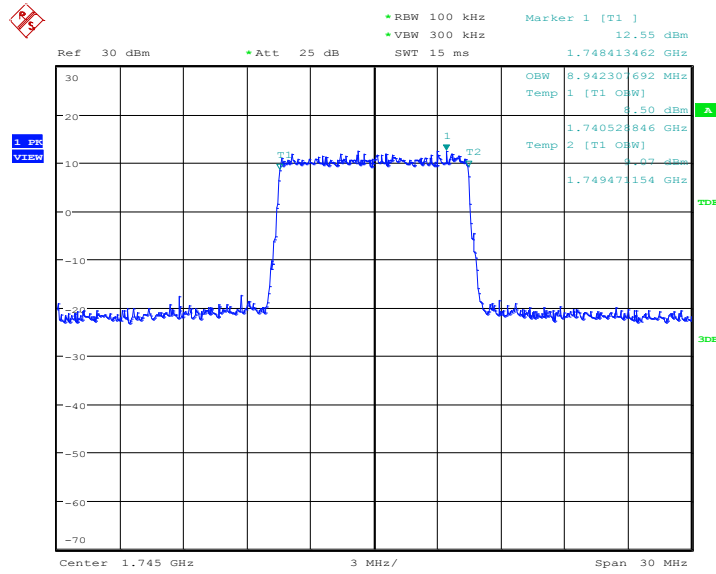
**LTE band 66, 10MHz Bandwidth, 16QAM (99% BW)**



Date: 23.FEB.2021 09:38:01



LTE band 66, 10MHz Bandwidth, 64QAM (99% BW)



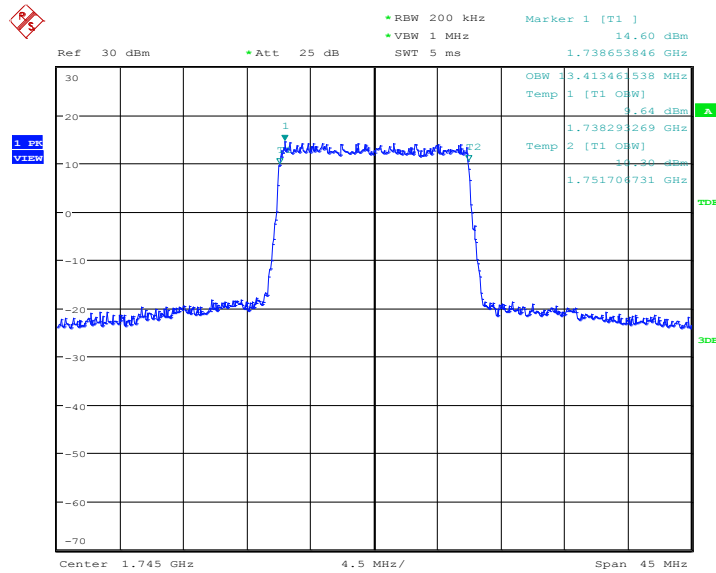
Date: 23.FEB.2021 08:22:29



**LTE band 66, 15MHz (99% BW)**

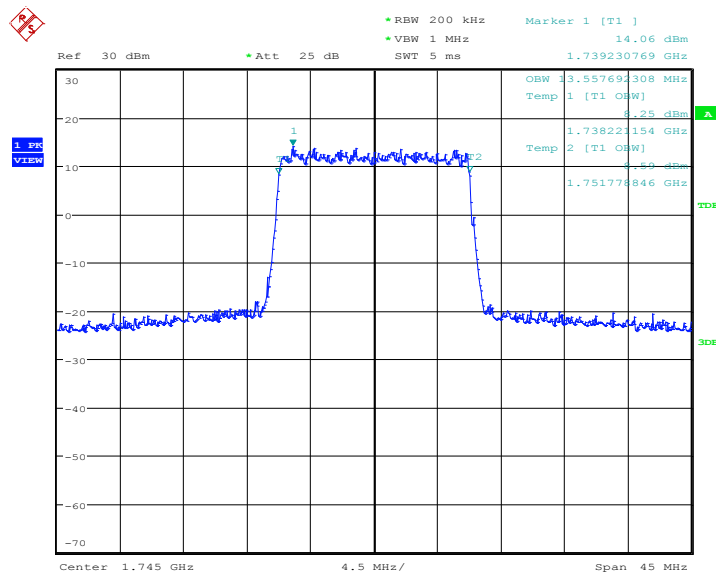
Frequency(MHz)	Occupied Bandwidth (99% BW)(kHz)		
	QPSK	16QAM	64QAM
1745.0	13413.46	13557.69	13485.58

**LTE band 66, 15MHz Bandwidth, QPSK (99% BW)**



Date: 23.FEB.2021 09:40:05

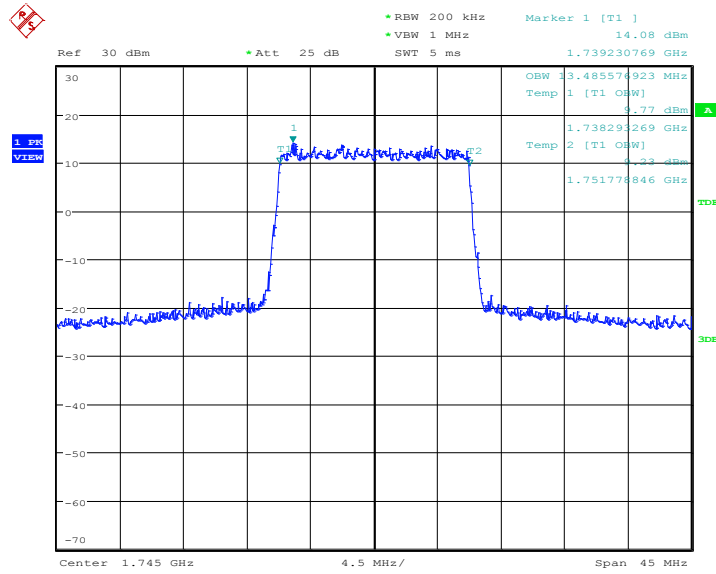
**LTE band 66, 15MHz Bandwidth, 16QAM (99% BW)**



Date: 23.FEB.2021 09:40:19



LTE band 66, 15MHz Bandwidth, 64QAM (99% BW)

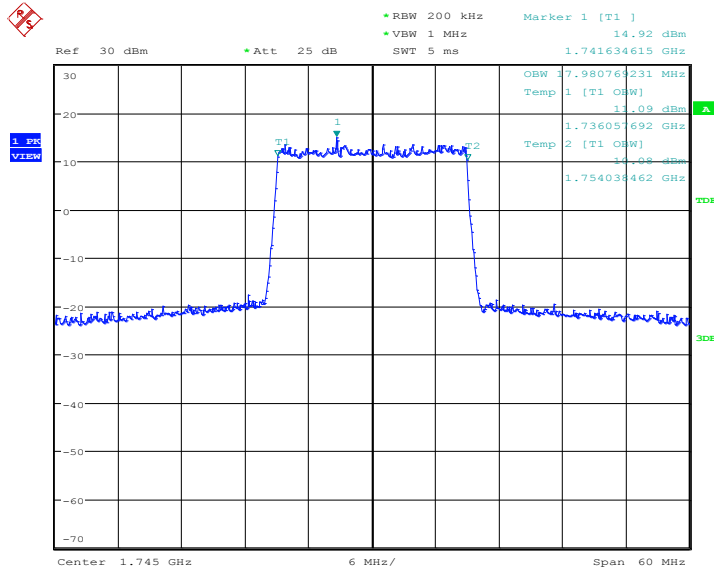


Date: 23.FEB.2021 08:24:17

**LTE band 66, 20MHz (99% BW)**

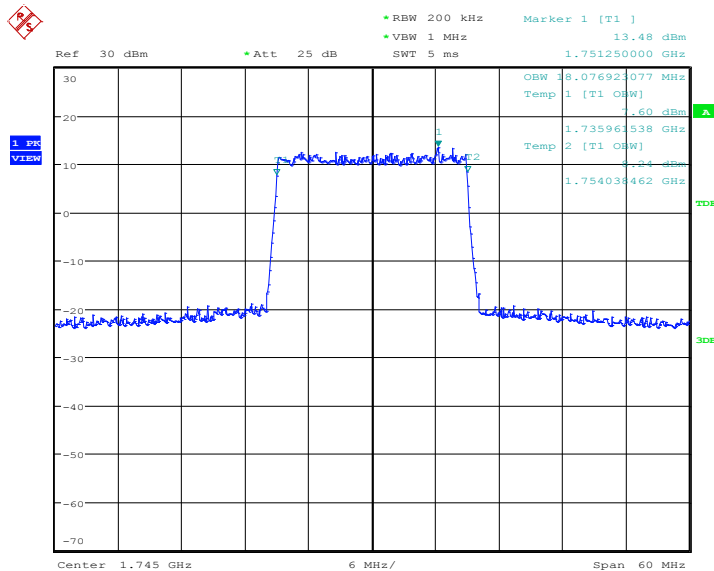
Frequency(MHz)	Occupied Bandwidth (99% BW)(kHz)		
	QPSK	16QAM	64QAM
1745.0	17980.77	18076.92	17980.77

**LTE band 66, 20MHz Bandwidth, QPSK (99% BW)**



Date: 23.FEB.2021 09:42:23

**LTE band 66, 20MHz Bandwidth, 16QAM (99% BW)**

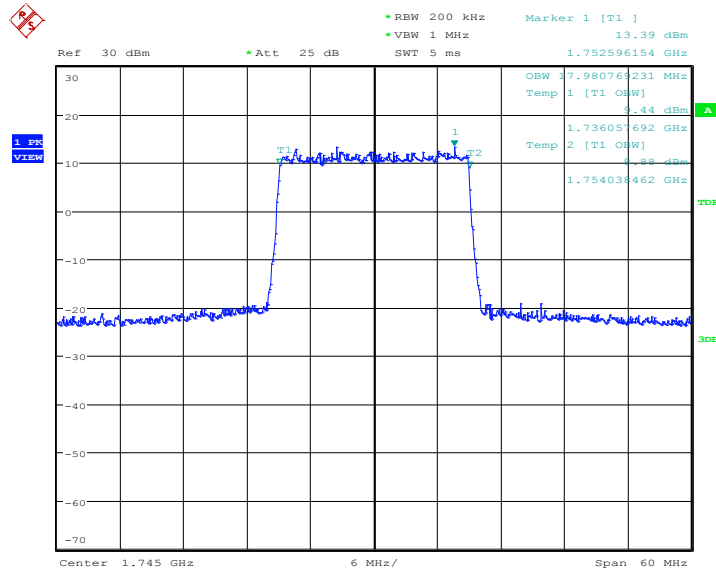


Date: 23.FEB.2021 09:42:37





LTE band 66, 20MHz Bandwidth, 64QAM (99% BW)



Date: 23.FEB.2021 08:26:06

Note: Expanded measurement uncertainty is  $U = 3428$  Hz,  $k = 2$



### A.5 EMISSION BANDWIDTH

#### Reference

FCC: CFR Part 2.1049, 22.917, 24.238, 27.53.

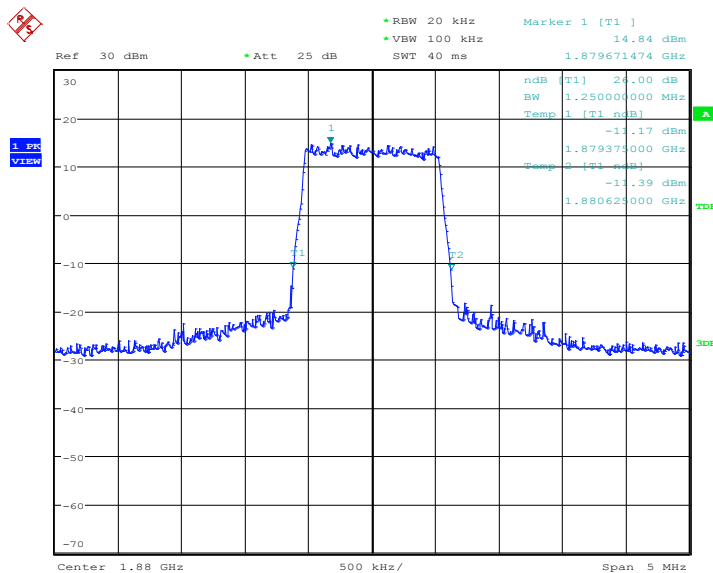
#### A.5.1 Emission Bandwidth Results

The emission bandwidth is defined as the width of the signal between two points, one below the carrier center frequency and one above the carrier center frequency, outside of which all emissions are attenuated at least 26 dB below the transmitter power. Table below lists the measured -26dBc BW. Spectrum analyzer plots are included on the following pages.

#### LTE band 2, 1.4MHz (-26dBc BW)

Frequency(MHz)	Emission Bandwidth (-26dBc BW)(kHz)		
	QPSK	16QAM	64QAM
1880.0	1250.00	1250.00	1241.99

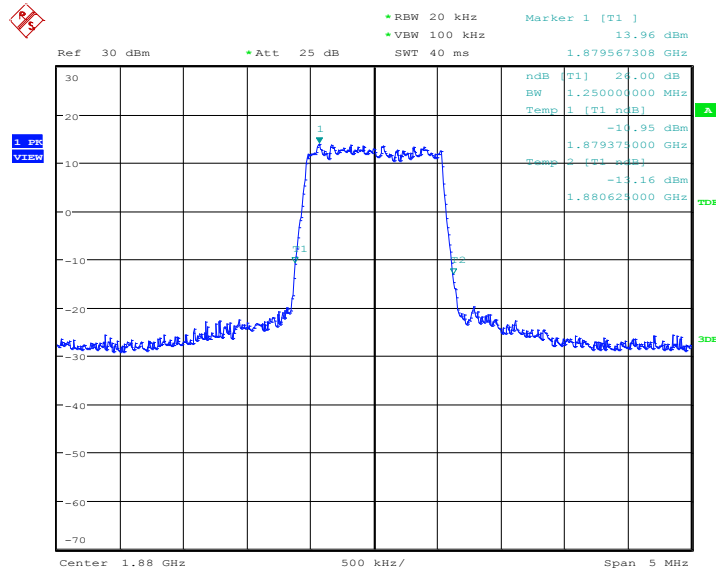
#### LTE band 2, 1.4MHz Bandwidth, QPSK (-26dBc BW)



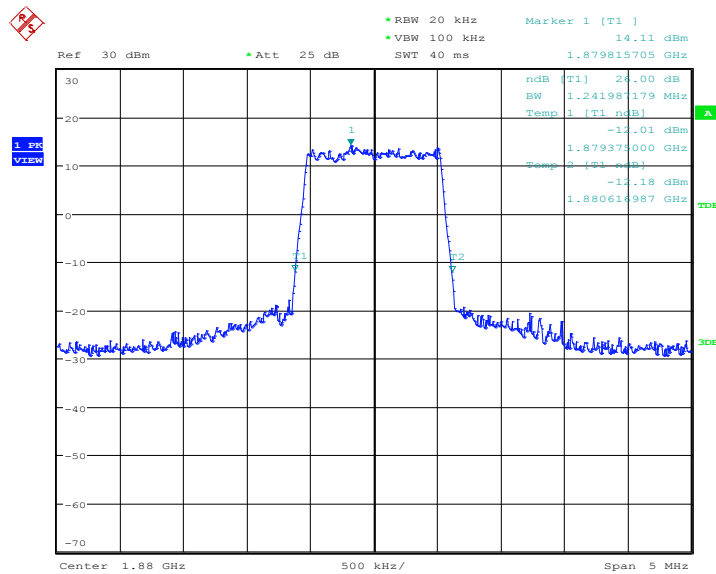
Date: 23.FEB.2021 08:50:00



### LTE band 2, 1.4MHz Bandwidth, 16QAM (-26dBc BW)



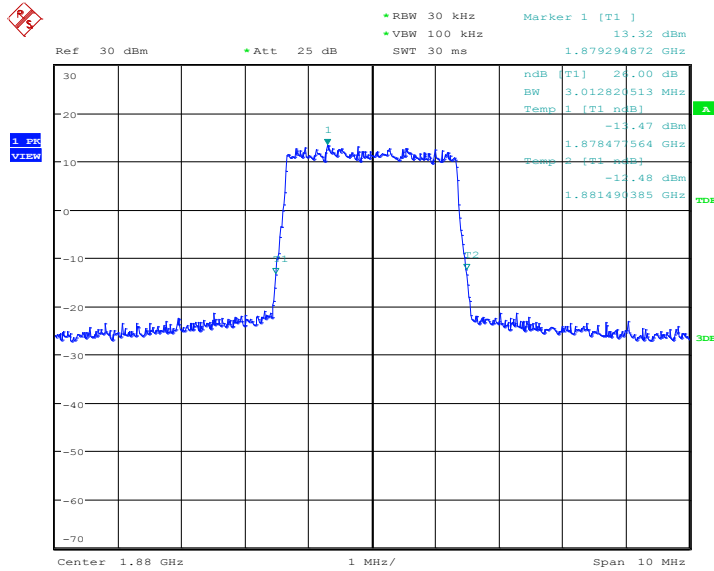
### LTE band 2, 1.4MHz Bandwidth, 64QAM (-26dBc BW)



**LTE band 2, 3MHz (-26dBc BW)**

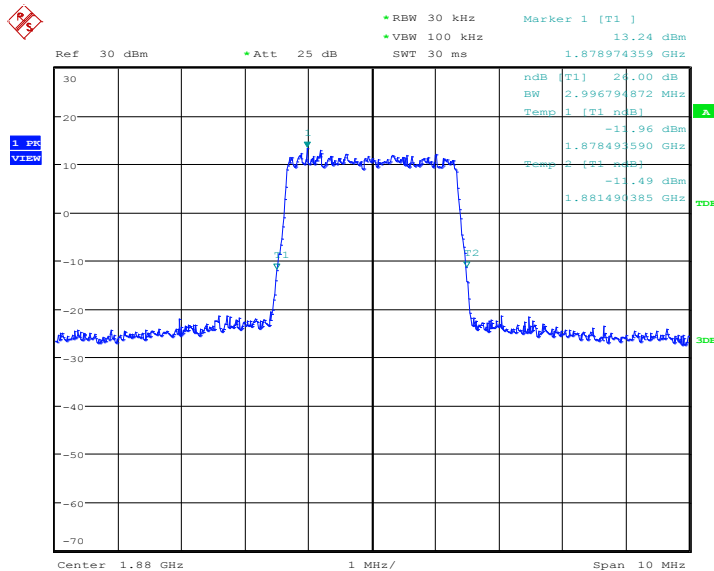
Frequency(MHz)	Emission Bandwidth (-26dBc BW)(kHz)		
	QPSK	16QAM	64QAM
1880.0	3012.82	2996.79	3028.85

**LTE band 2, 3MHz Bandwidth, QPSK (-26dBc BW)**



Date: 23.FEB.2021 08:52:18

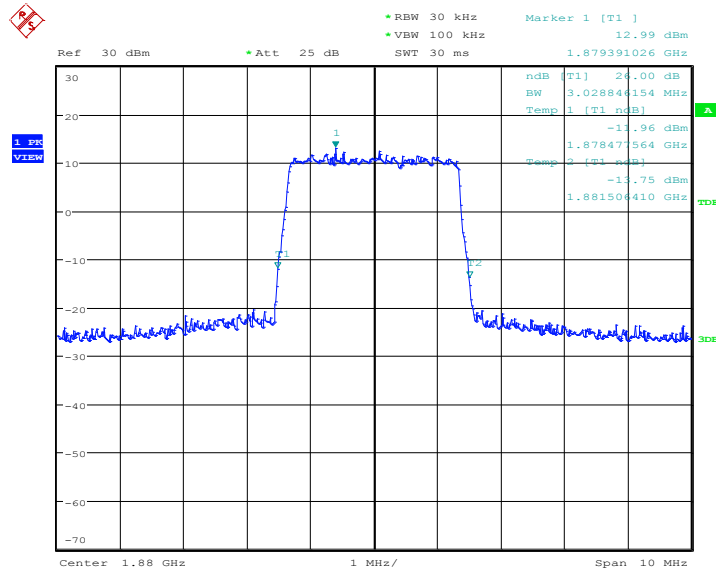
**LTE band 2, 3MHz Bandwidth, 16QAM (-26dBc BW)**



Date: 23.FEB.2021 08:52:33



LTE band 2, 3MHz Bandwidth, 64QAM (-26dBc BW)

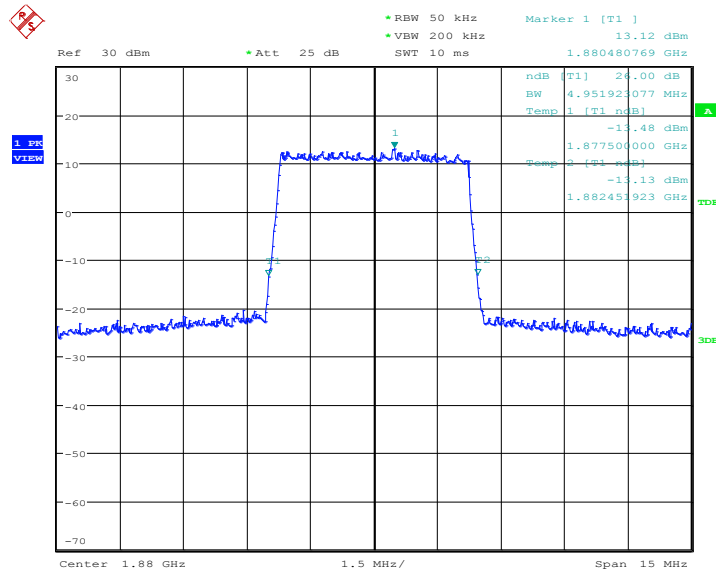


Date: 23.FEB.2021 07:47:06

**LTE band 2, 5MHz (-26dBc BW)**

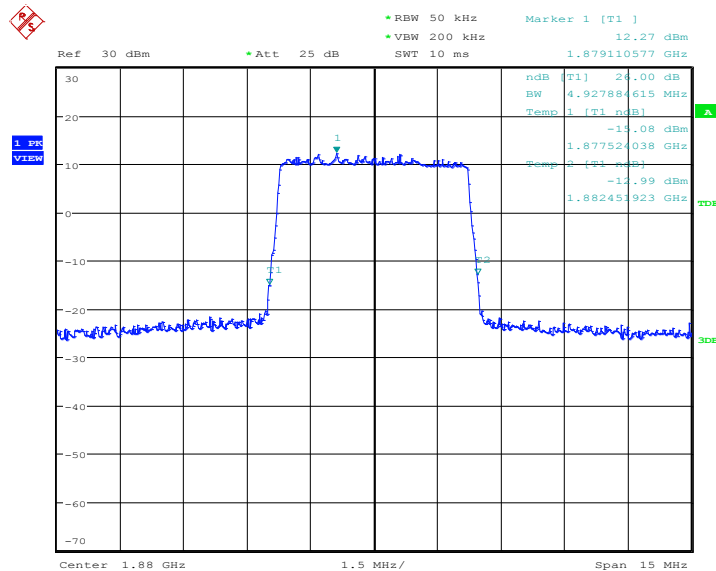
Frequency(MHz)	Emission Bandwidth (-26dBc BW)(kHz)		
	QPSK	16QAM	64QAM
1880.0	4951.92	4927.88	4879.81

**LTE band 2, 5MHz Bandwidth, QPSK (-26dBc BW)**



Date: 23.FEB.2021 08:54:35

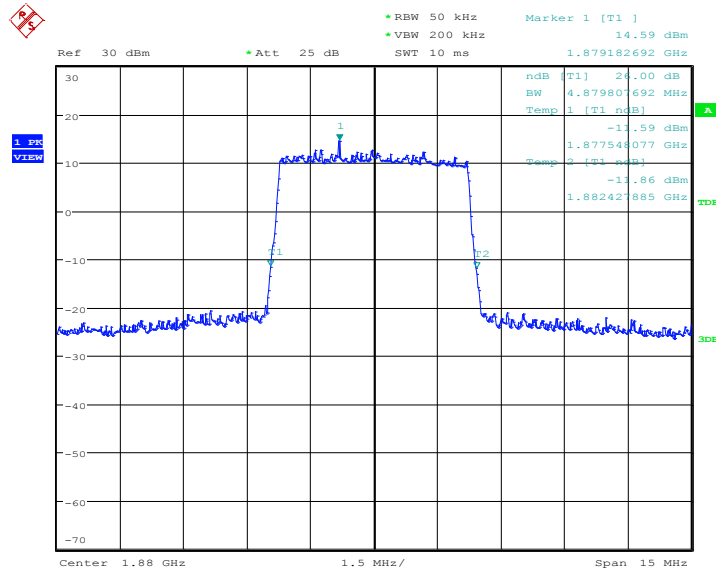
**LTE band 2, 5MHz Bandwidth, 16QAM (-26dBc BW)**



Date: 23.FEB.2021 08:54:51



LTE band 2, 5MHz Bandwidth,64QAM (-26dBc BW)

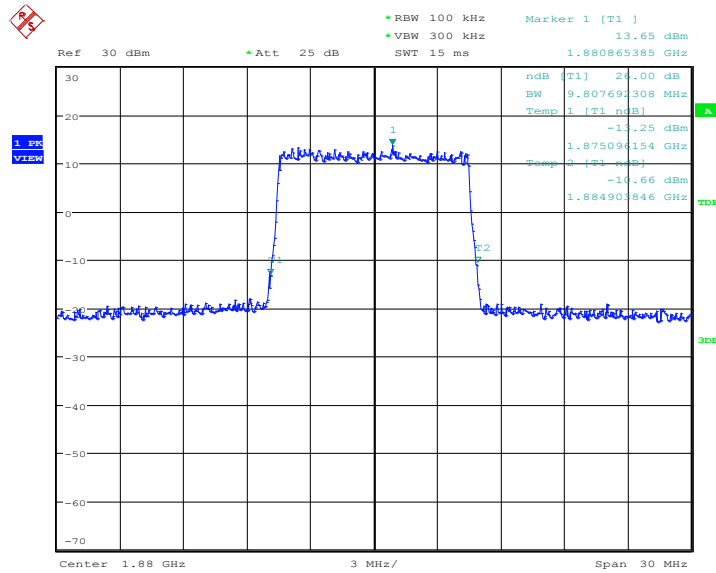


Date: 23.FEB.2021 07:48:54

**LTE band 2, 10MHz (-26dBc BW)**

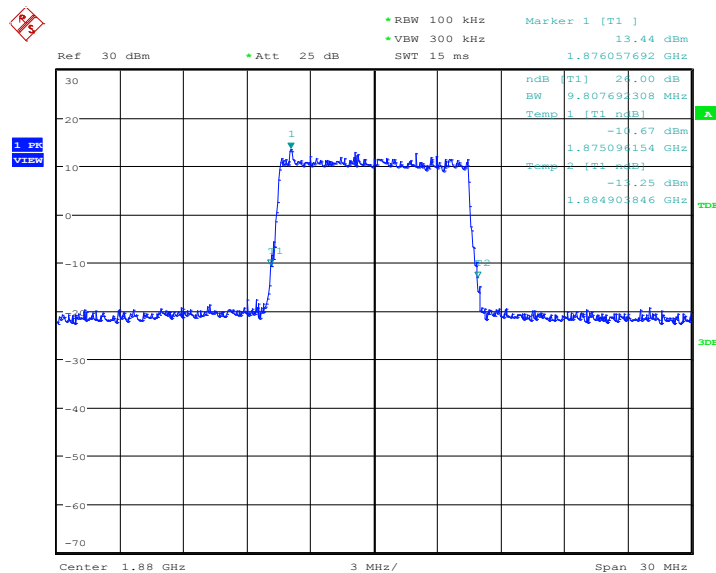
Frequency(MHz)	Emission Bandwidth (-26dBc BW)(kHz)		
	QPSK	16QAM	64QAM
1880.0	9807.69	9807.69	9855.77

**LTE band 2, 10MHz Bandwidth, QPSK (-26dBc BW)**



Date: 23.FEB.2021 08:56:53

**LTE band 2, 10MHz Bandwidth, 16QAM (-26dBc BW)**

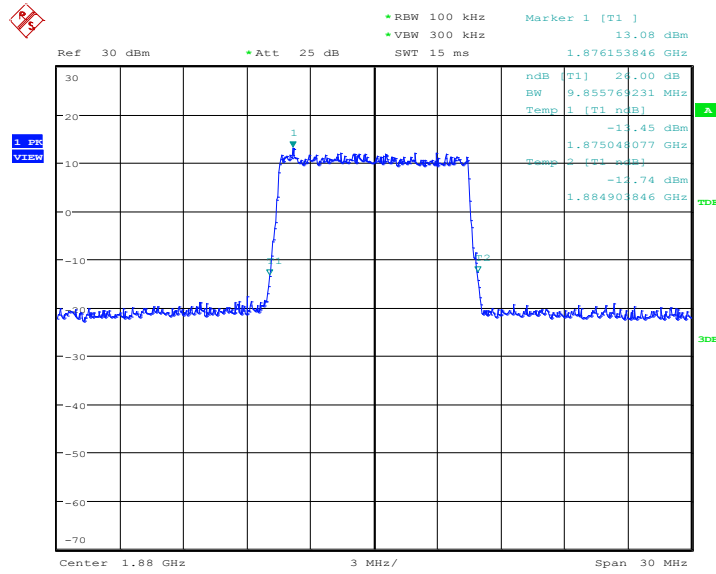


Date: 23.FEB.2021 08:57:09





LTE band 2, 10MHz Bandwidth, 64QAM (-26dBc BW)

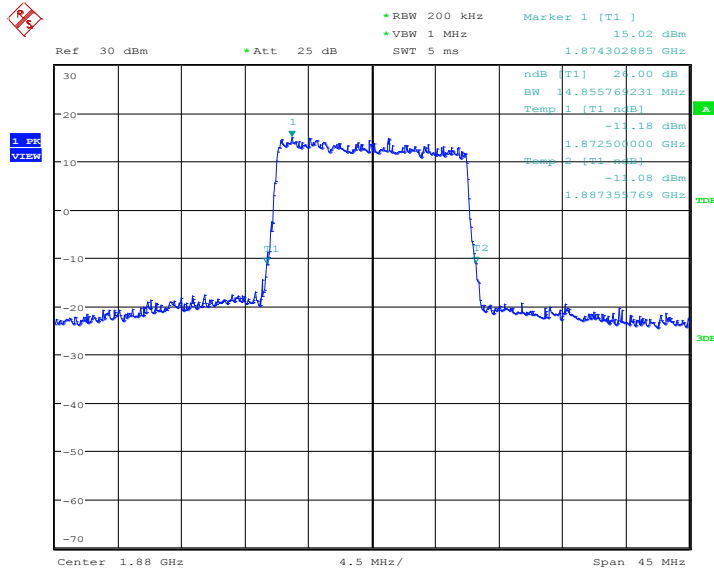


Date: 23.FEB.2021 07:50:42

**LTE band 2, 15MHz (-26dBc BW)**

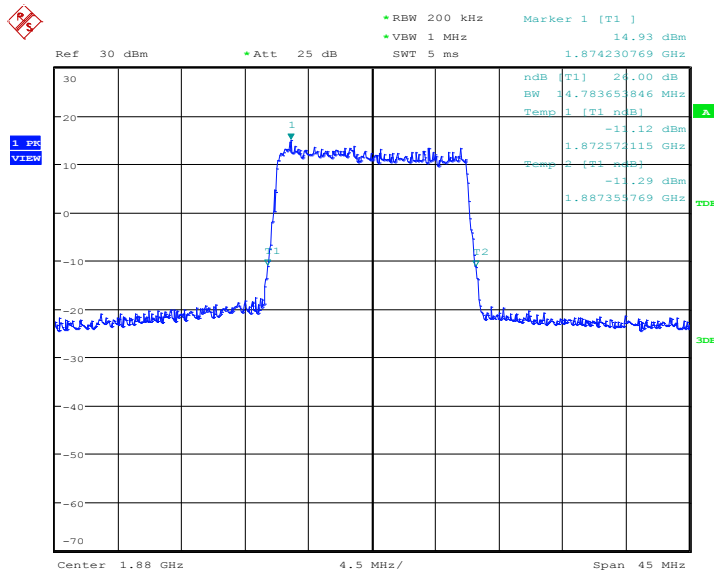
Frequency(MHz)	Emission Bandwidth (-26dBc BW)(kHz)		
	QPSK	16QAM	64QAM
1880.0	14855.77	14783.65	14927.88

**LTE band 2, 15MHz Bandwidth, QPSK (-26dBc BW)**



Date: 23.FEB.2021 08:59:11

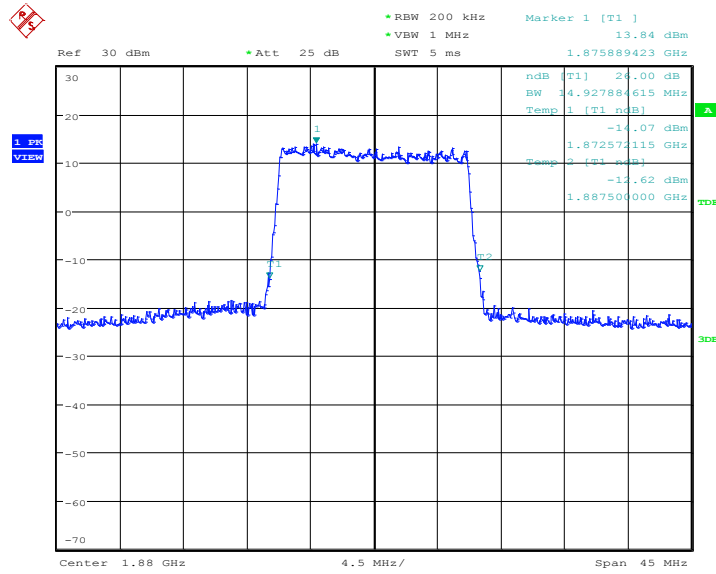
**LTE band 2, 15MHz Bandwidth, 16QAM (-26dBc BW)**



Date: 23.FEB.2021 08:59:27



LTE band 2, 15MHz Bandwidth, 64QAM (-26dBc BW)

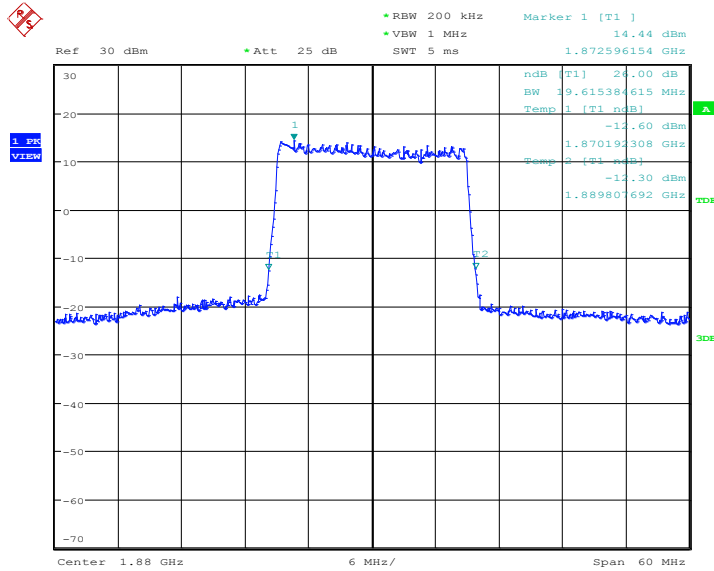


Date: 23.FEB.2021 07:52:30

**LTE band 2, 20MHz (-26dBc BW)**

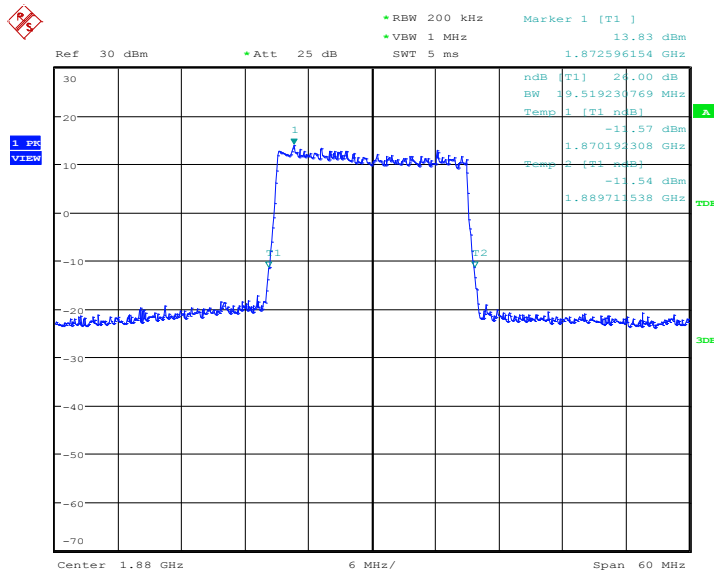
Frequency(MHz)	Emission Bandwidth (-26dBc BW)(kHz)		
	QPSK	16QAM	64QAM
1880.0	19615.38	19519.23	19615.38

**LTE band 2, 20MHz Bandwidth, QPSK (-26dBc BW)**



Date: 23.FEB.2021 09:01:29

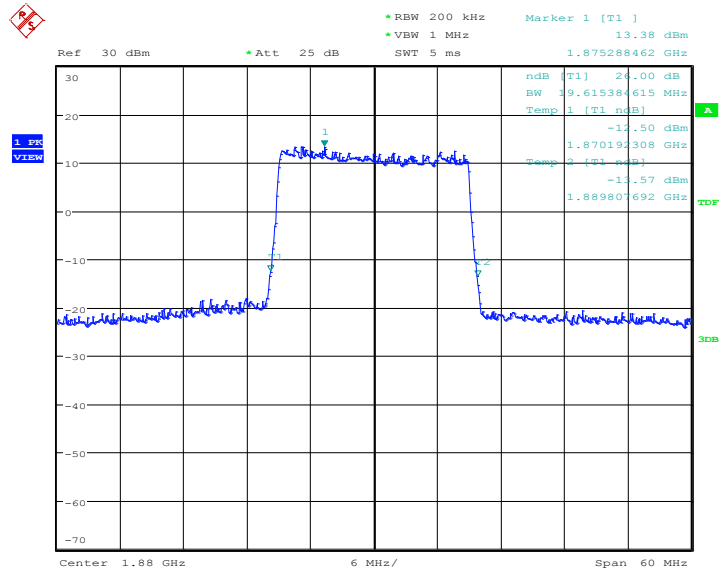
**LTE band 2, 20MHz Bandwidth, 16QAM (-26dBc BW)**



Date: 23.FEB.2021 09:01:45



LTE band 2, 20MHz Bandwidth, 64QAM (-26dBc BW)

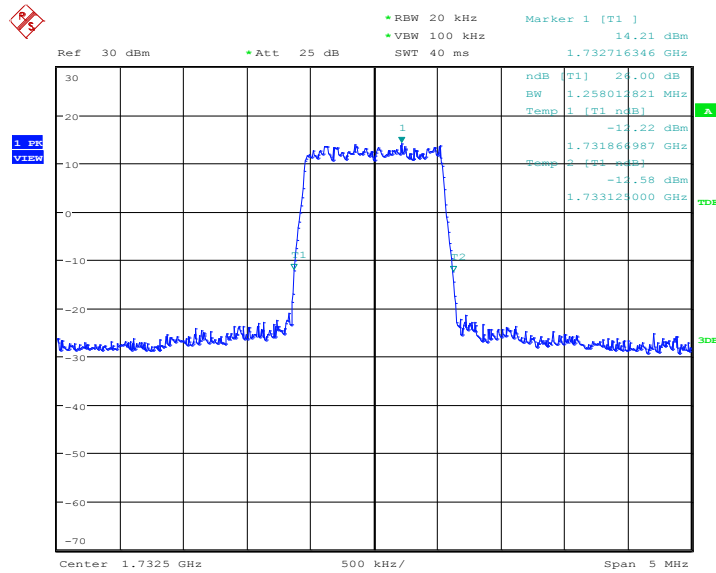


Date: 23.FEB.2021 07:54:19

**LTE band 4, 1.4MHz (-26dBc BW)**

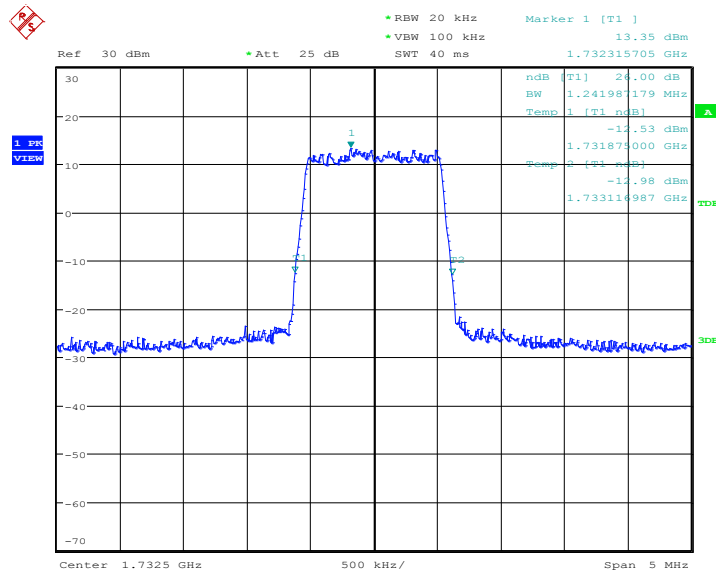
Frequency(MHz)	Emission Bandwidth (-26dBc BW)(kHz)		
	QPSK	16QAM	64QAM
1732.5	1258.01	1241.99	1241.99

**LTE band 4, 1.4MHz Bandwidth, QPSK (-26dBc BW)**



Date: 23.FEB.2021 09:03:52

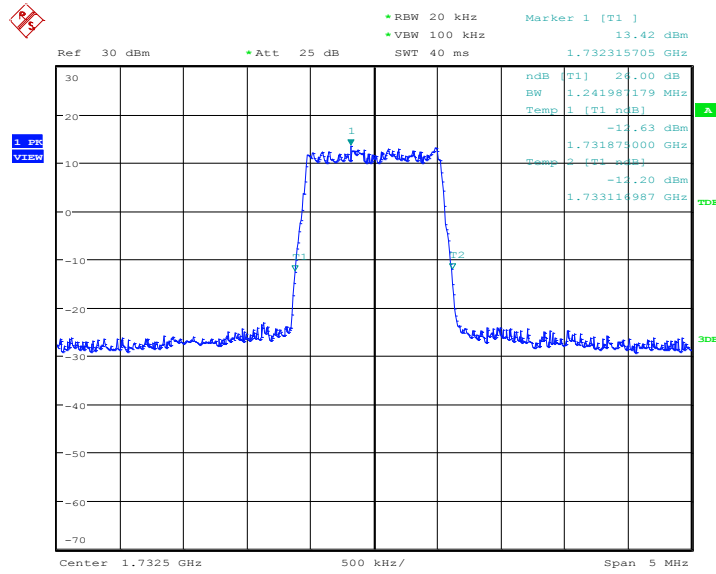
**LTE band 4, 1.4MHz Bandwidth, 16QAM (-26dBc BW)**



Date: 23.FEB.2021 09:04:08



LTE band 4, 1.4MHz Bandwidth, 64QAM (-26dBc BW)



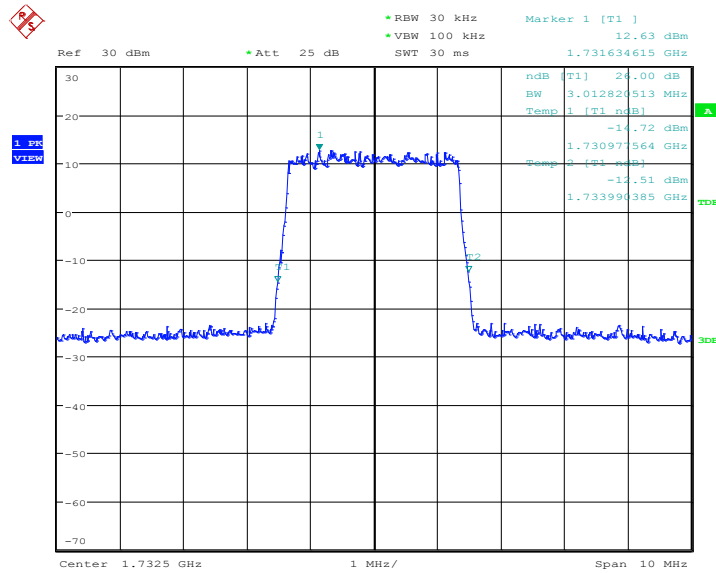
Date: 23.FEB.2021 07:56:11



LTE band 4, 3MHz (-26dBc BW)

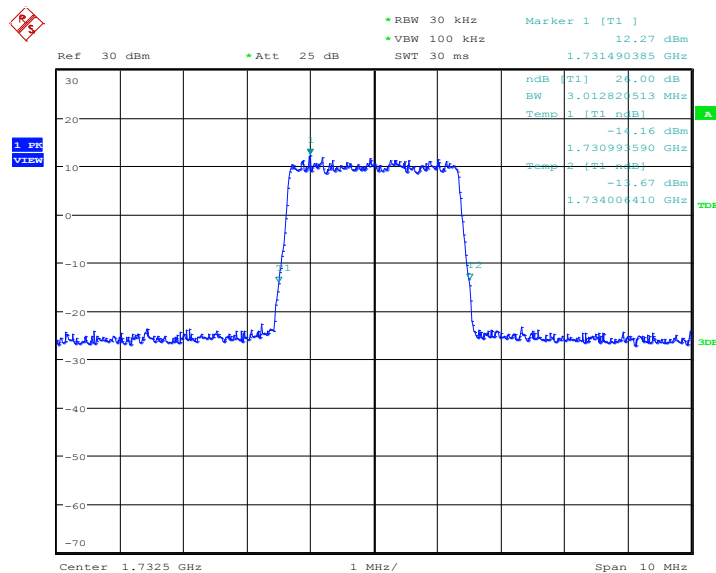
Frequency(MHz)	Emission Bandwidth (-26dBc BW)(kHz)		
	QPSK	16QAM	64QAM
1732.5	3012.82	3012.82	3028.85

LTE band 4, 3MHz Bandwidth, QPSK (-26dBc BW)



Date: 23.FEB.2021 09:06:10

LTE band 4, 3MHz Bandwidth, 16QAM (-26dBc BW)

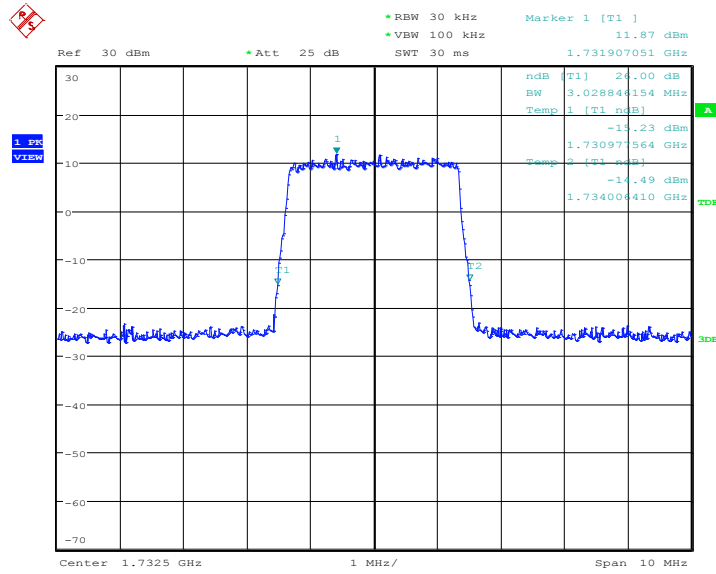


Date: 23.FEB.2021 09:06:25





LTE band 4, 3MHz Bandwidth, 64QAM (-26dBc BW)



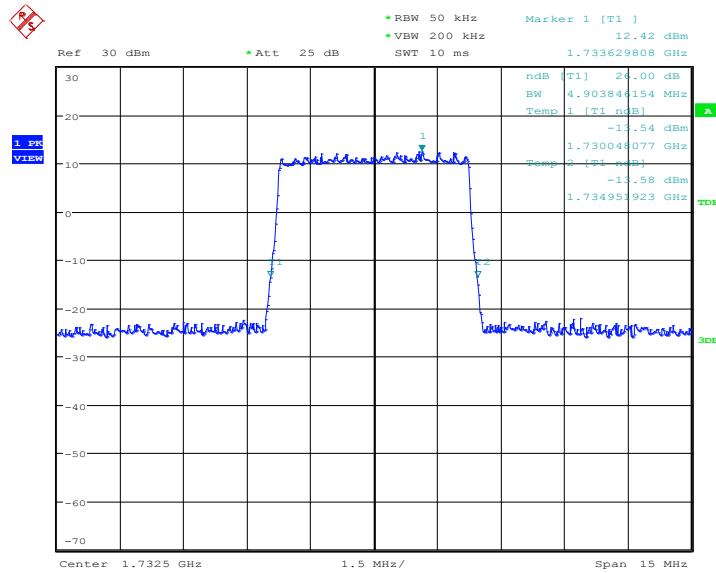
Date: 23.FEB.2021 07:57:59



**LTE band 4, 5MHz (-26dBc BW)**

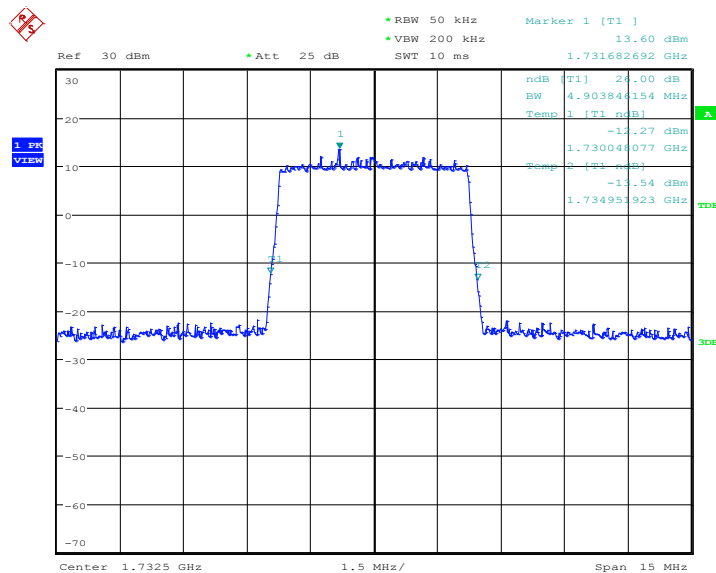
Frequency(MHz)	Emission Bandwidth (-26dBc BW)(kHz)		
	QPSK	16QAM	64QAM
1732.5	4903.85	4903.85	4879.81

**LTE band 4, 5MHz Bandwidth, QPSK (-26dBc BW)**



Date: 23.FEB.2021 09:08:27

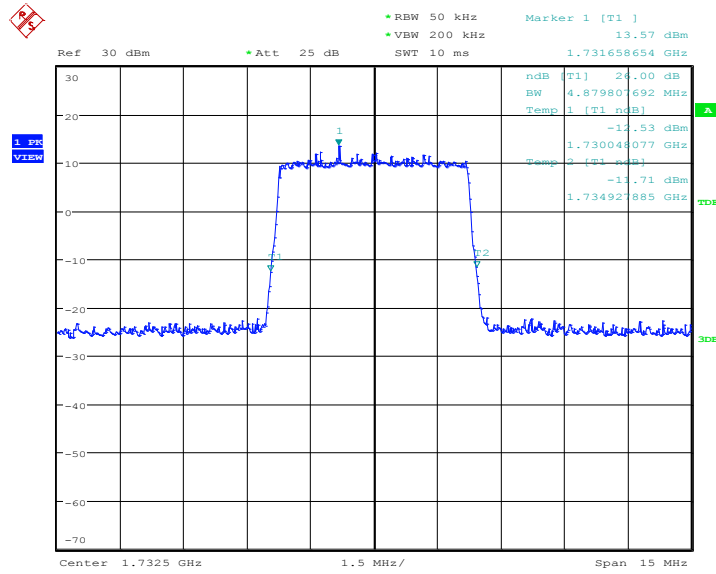
**LTE band 4, 5MHz Bandwidth,16QAM (-26dBc BW)**



Date: 23.FEB.2021 09:08:43



LTE band 4, 5MHz Bandwidth,64QAM (-26dBc BW)



Date: 23.FEB.2021 07:59:48