



ANNEX K: Sensor Triggering Data Summary

Per FCC KDB Publication 616217 D04, this device was tested by the manufacturer to determine the proximity sensor triggering distances for all applicable sides and edges of the device. The measured output power at distances within ± 5 mm of the triggering points (or until touching the phantom) is included for back side and each applicable edge per Step i) in Section 6.2 of the KDB. The technical descriptions in the filing contain the complete set of triggering data required by Section 6 of FCC KDB Publication 616217 D04.

To ensure all production units are compliant, it is necessary to test SAR at a distance 1 mm less than the smallest distance between the device and SAR phantom with the device at the maximum output power (without power reduction). These SAR tests are included in addition to the SAR tests for the device touching the SAR phantom (at the reduced output power level).

We tested the power and got the different proximity sensor triggering distances for front, rear and top side. The manufacturer has declared 12mm is the most conservative triggering distance for main antenna with front side, 18mm distance for rear side and 18mm distance for bottom side.

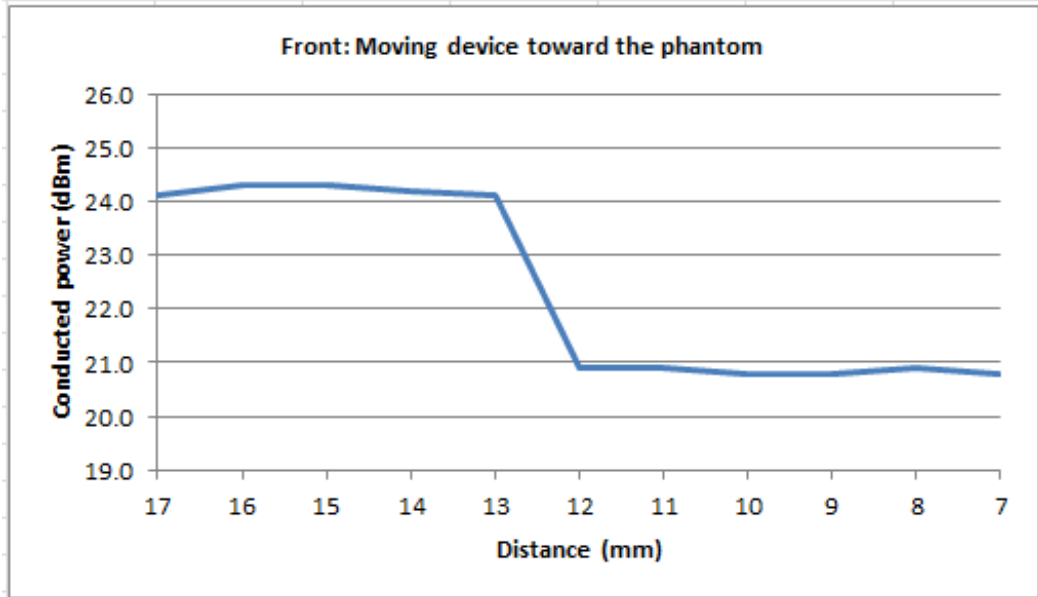
The operational description contains information explaining how this device remains compliant in the event of a sensor malfunction.

Main Antenna

Front Side

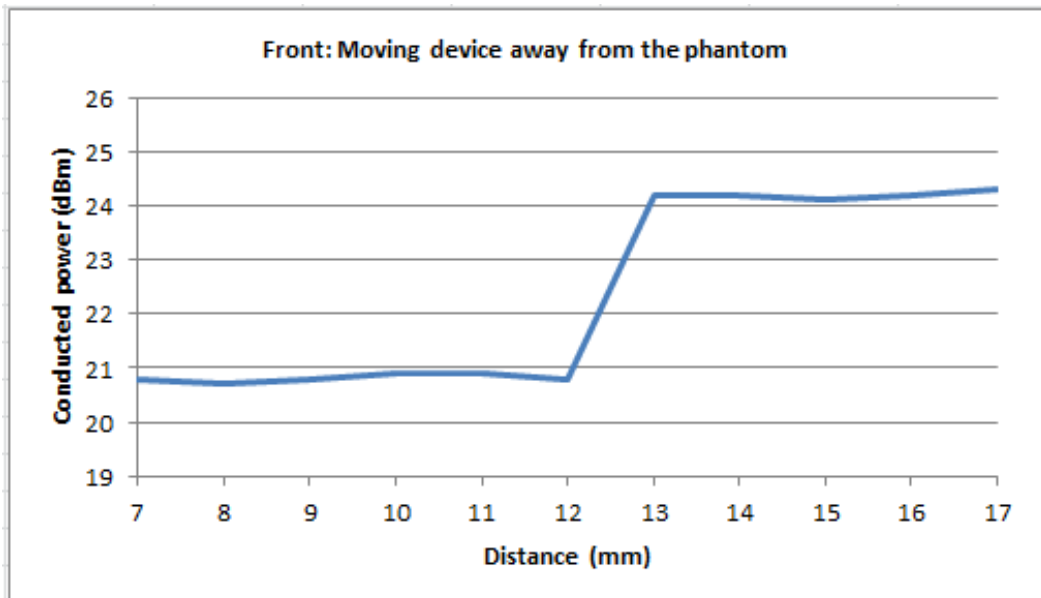
Moving device toward the phantom:

Distance(mm)	17	16	15	14	13	12	11	10	9	8	7
Main Antenna	24.1	24.3	24.3	24.2	24.1	20.9	20.9	20.8	20.8	20.9	20.8



Moving device away from the phantom:

Distance(mm)	7	8	9	10	11	12	13	14	15	16	17
Main Antenna	20.8	20.7	20.8	20.9	20.9	20.8	24.2	24.2	24.1	24.2	24.3

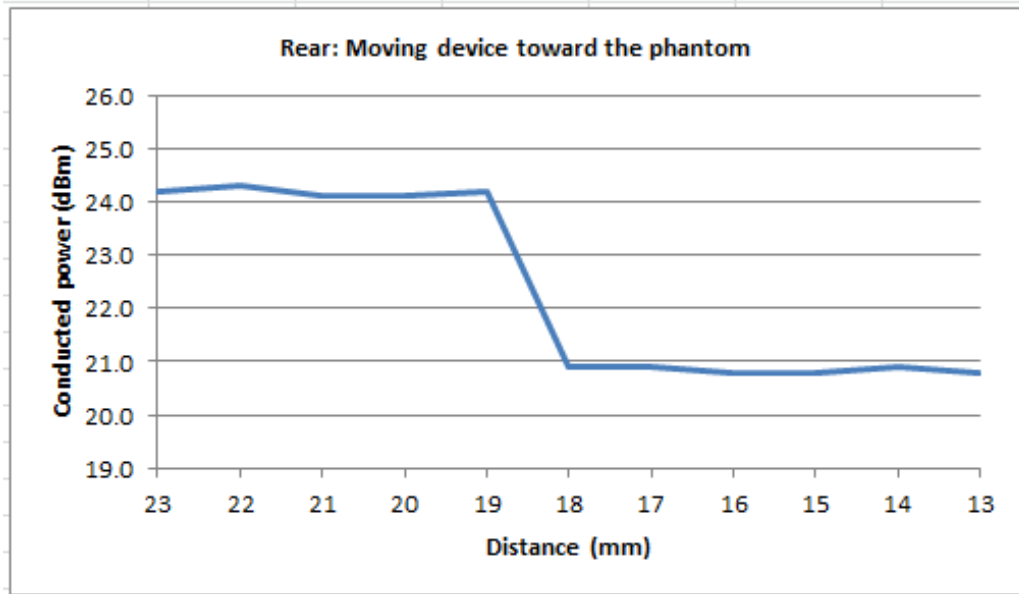


Based on the most conservative measured triggering distance of 12 mm, additional SAR measurements were required at 11 mm from the front side for the above modes.

Rear Side

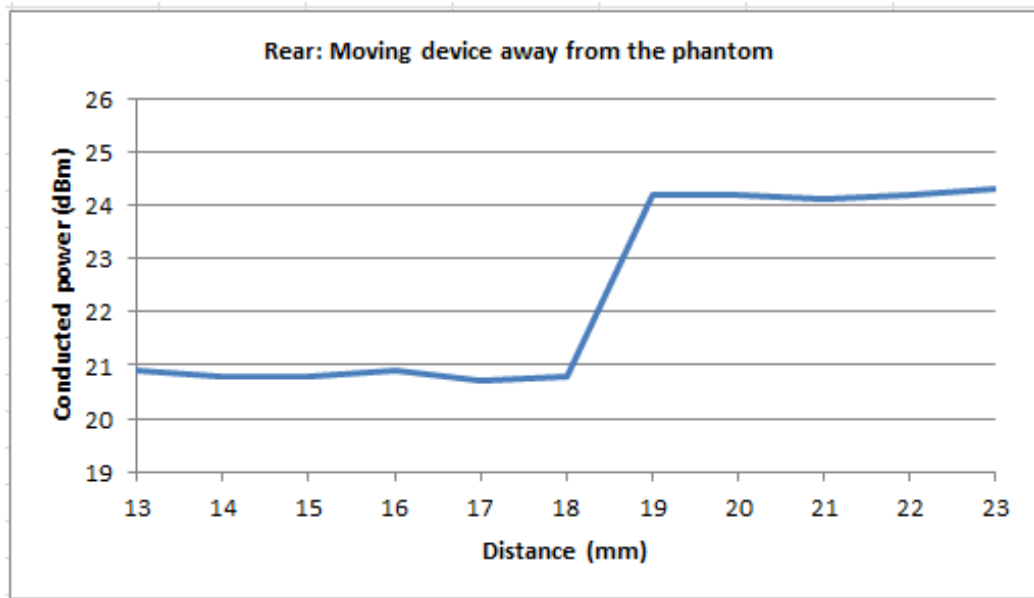
Moving device toward the phantom:

Distance(mm)	23	22	21	20	19	18	17	16	15	14	13
Main Antenna	24.2	24.3	24.1	24.1	24.2	20.9	20.9	20.8	20.8	20.9	20.8



Moving device away from the phantom:

Distance(mm)	13	14	15	16	17	18	19	20	21	22	23
Main Antenna	20.9	20.8	20.8	20.9	20.7	20.8	24.2	24.2	24.1	24.2	24.3

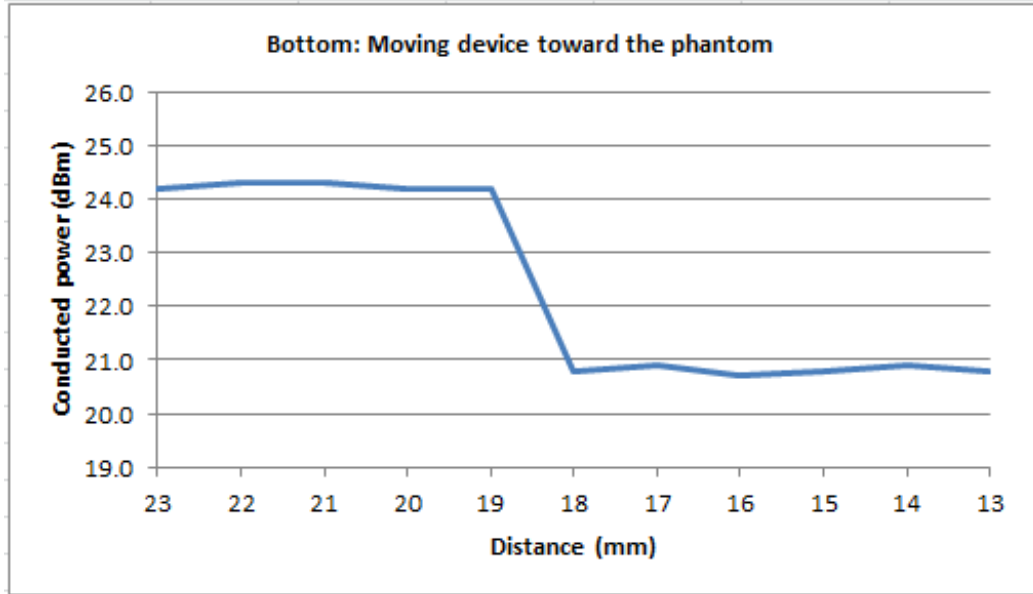


Based on the most conservative measured triggering distance of 18 mm, additional SAR measurements were required at 17 mm from the Rear side for the above modes.

Bottom Side

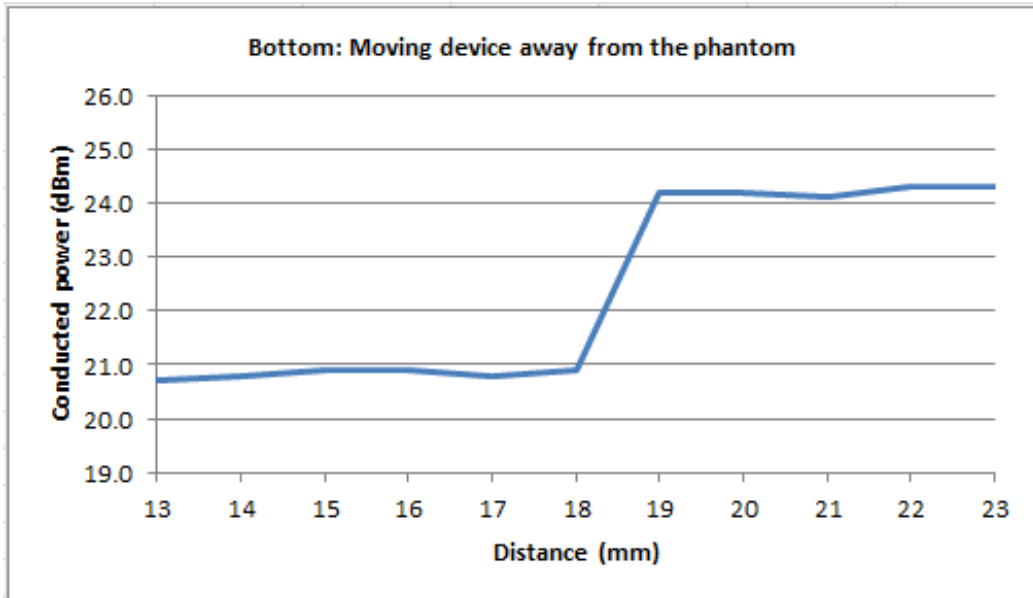
Moving device toward the phantom:

Distance(mm)	23	22	21	20	19	18	17	16	15	14	13
Main Antenna	24.2	24.3	24.3	24.2	24.2	20.8	20.9	20.7	20.8	20.9	20.8



Moving device away from the phantom:

Distance(mm)	13	14	15	16	17	18	19	20	21	22	23
Main Antenna	20.7	20.8	20.9	20.9	20.8	20.9	24.2	24.2	24.1	24.3	24.3



Based on the most conservative measured triggering distance of 18 mm, additional SAR measurements were required at 17 mm from the bottom side for the above modes.

*****END OF REPORT*****